2010-8

# 鉄鋼・非鉄金属・金属製品統計月報

Monthly Report of
Iron and Steel, Non-ferrous Metals, and Fabricated Metals
Statistics

平成２２年８月分
August, 2010

経済産業省　経済産業政策局　調査統計部

Research and Statistics Department
Economic and Industrial Policy Bureau
Ministry of Economy, Trade and Industry ( METI )

# 目　　次

利用上の注意
Ⅰ．概況……7
Ⅱ．指数……8
Ⅲ．主要製品統計表
＜鉄鋼編＞
1.製品
(1)銑鉄……14
(2)フェロアロイ……15
(3)粗鋼……16
(4)鋼半製品……19
(5)鍛鋼品（打放）……20
(6)鋳鋼品（鋳放）……20
(7)普通鋼熱間圧延鋼材……21
(8)普通鋼冷間仕上鋼材……25
(9)めっき鋼材、冷間ロール成型形鋼……26
(10)特殊鋼熱間圧延鋼材……29
(11)鋼管……33
(12)特殊鋼冷間仕上鋼材及び鋳鉄管……36
(13)鉄鋼加工製品……38
(14)最終鋼材……40
2.原材料……44
＜非鉄金属編＞
1.非鉄金属……46
2.アルミニウム……46
3.非鉄金属製品……47
4.光ファイバ製品……49
5.軽金属板製品……49
＜金属製品編＞
1.鉄構物及び架線金物……50
2.ばね……50
3.弁及び管継手……51
4.空気動工具、作業工具及び機械刃物……52
5.ガス機器及び石油機器……53
6.粉末や金製品（超硬チップを除く）……54
7.鍛工品……55
8.銑鉄鋳物……55
9.非鉄金属鋳物……55
10.ダイカスト……56
Ⅳ．製品月表
＜鉄鋼編＞
1.銑鉄……57
2.フェロアロイ……58
3.粗鋼……59
4.鋼半製品……59
5.鍛鋼品及び鋳鋼品……59
6.普通鋼熱間圧延鋼材……60
7.普通鋼冷間仕上鋼材、めっき鋼材、
冷間ロール成型形鋼（磨棒鋼・線類を除く）……61
8.特殊鋼圧延鋼材……62
9.鋼管……64
10.磨棒鋼、線類、鋳鉄管……65
11.鉄鋼加工製品……65
12.原材料……66
13.労務……67
14.設備……67
＜非鉄金属編＞
1.非鉄金属……68
2.アルミニウム……71
3.伸銅製品……72
4.アルミニウム圧延製品……74
5.電線・ケーブル、光ファイバ製品……75
6.高純度多結晶シリコン、シリコンウエハ、
はんだ、銅合金塊……77
7.軽金属板製品……78
＜金属製品編＞
1.鉄構物及び架線金物……79
2.ばね……80
3.弁及び管継手……81
4.空気動工具、作業工具、のこ刃、機械刃物及び
自動車用機械工具……82
5.ガス機器、石油機器及び太陽熱温水器……83
6.粉末や金製品（超硬チップを除く）……84
7.鍛工品……85
8.銑鉄鋳物……86
9.可鍛鋳鉄及び精密鋳造品……87
10.非鉄金属鋳物……88
11.ダイカスト……89
Ⅴ．参考統計
1.鉄鋼需給動態統計……90
2.鉄鋼生産内訳月報……98
3.非鉄金属等需給動態統計……102
4.レアメタル統計……110
5.金属熱処理加工及び金属プレス加工統計……111
Ⅵ．品目別接続係数について……112
公表値の修正について……118

# Contents

Notes for Use

**Ⅰ. Monthly review** ····· 7

**Ⅱ. Indices of mining and manufacturing** ····· 8

**Ⅲ. Trends in main products**

**＜Iron and steel＞**

1. Historical data by commodity
   (1) Pig iron ····· 14
   (2) Ferro-alloys ····· 15
   (3) Crude steel ····· 16
   (4) Semi-finished steel ····· 19
   (5) Steel forgings ····· 20
   (6) Steel castings ····· 20
   (7) Ordinary hot-rolled steel ····· 21
   (8) Ordinary cold-finished steel ····· 25
   (9) Coated steel and cold-formed steel shapes ····· 26
   (10) Special hot-rolled steel ····· 29
   (11) Steel pipes and tubes ····· 33
   (12) Special cold-finished steel and cast iron pipes ····· 36
   (13) Secondary steel products ····· 38
   (14) Finished steel ····· 40
2. Raw materials ····· 44

**＜Non-ferrous metals＞**

1. Non-ferrous metals ····· 46
2. Aluminum ····· 46
3. Non-ferrous metal products ····· 47
4. Optical fiber products ····· 49
5. Light metal plate products ····· 49

**＜Fabricated metals＞**

1. Steel structures and transmission line hardware ····· 50
2. Springs ····· 50
3. Valves and pipe fittings ····· 51
4. Pneumatic tools, machinist hand tools and knives for industry ····· 52
5. Gas and oil equipment for cooking, boiling and heating ····· 53
6. Sintered products (excluding cemented carbide tips) ····· 54
7. Forgings from billets and bars ····· 55
8. Iron castings ····· 55
9. Non-ferrous metal castings ····· 55
10. Die castings ····· 56

**Ⅳ. Monthly commodities**

**＜Iron and steel＞**

1. Pig iron ····· 57
2. Ferro-alloys ····· 58
3. Crude steel ····· 59
4. Semi-finished steel ····· 59
5. Steel forgings and castings ····· 59
6. Ordinary hot-rolled steel ····· 60
7. Ordinary cold-finished, metallic-coated, cold-formed steel sheets and shapes ····· 61
8. Special rolled steel ····· 62
9. Steel pipes and tubes ····· 64
10. Cold-finished steel bars, wires, cast iron pipes and tubes ····· 65
11. Secondary steel products ····· 65
12. Raw materials ····· 66
13. Labor ····· 67
14. Equipment ····· 67

**＜Non-ferrous metals＞**

1. Non-ferrous metals ····· 68
2. Aluminum ····· 71
3. Elongated copper products ····· 72
4. Aluminum mill products ····· 74
5. Electric wires/cables, and optical fiber products ····· 75
6. High-purity polycrystal silicon, silicon wafers, solders and copper alloy ingots ····· 77
7. Light metal plate products ····· 78

**＜Fabricated metals＞**

1. Steel structures and transmission line hardware ····· 79
2. Springs ····· 80
3. Valves and pipe fittings ····· 81
4. Pneumatic tools, machinist hand tools, saw blades, knives for machines and machine tools for automobiles ····· 82
5. Gas and oil equipment for cooking, boiling and heating, and solar water heaters ····· 83
6. Sintered products (excluding cemented carbide tips) ····· 84
7. Forgings from billets and bars ····· 85
8. Iron castings ····· 86
9. Malleable iron castings and precision casting ····· 87
10. Non-ferrous metal castings ····· 88
11. Die castings ····· 89

**Ⅴ. Reference tables**

1. Iron and steel supply and demand statistics ····· 90
2. Production by kind of iron and steel ····· 98
3. Non-ferrous metal supply and demand statistics ····· 102
4. Rare metals statistics ····· 110
5. Metal heat-treatment and metal stamping ····· 111

**Ⅵ. Continuity Coefficientsby Commodity** ····· 112

# 利 用 上 の 注 意

この月報は、統計法に基づく経済産業省生産動態統計調査規則（基幹統計）により実施された鉄鋼製品、非鉄金属製品及び金属製品に関する月次の調査結果を編集公表するものです。

## 1. 調査の対象

この月報に収録した調査票の種類及び調査の範囲は、次表のとおりです。

| 調 査 票 名 | 調査の範囲 |
|---|---|
| 鉄鋼月報（その1）銑鉄・フェロアロイ・粗鋼・鋼半製品・鍛鋼品・鋳鋼品 | すべての事業所 |
| 鉄鋼月報（その2）普通鋼熱間圧延鋼材 | 〃 |
| 鉄鋼月報（その4）普通鋼冷間仕上鋼材（線類を除く）・めっき鋼材（線類を除く）・冷間ロール成型形鋼 | 〃 |
| 鉄鋼月報（その5）特殊鋼圧延鋼材 | 〃 |
| 鉄鋼月報（その6）鋼管 | 〃 |
| 鉄鋼月報（その7）磨棒鋼・線類・鋳鉄管・鉄鋼加工製品 | 〃<br>（鉄鋼加工製品は常用従業者20人以上） |
| 鉄鋼月報（その9）従業者・設備 | すべての事業所 |
| 鉄構物及び架線金物月報 | 常用従業者30人以上の事業所<br>（鉄構物は50人以上） |
| ばね月報 | 常用従業者30人以上の事業所 |
| 弁及び管継手月報 | 〃 |
| 空気動工具、作業工具、のこ刃、機械刃物及び自動車用機械工具月報 | 常用従業者30人以上の事業所<br>（作業工具は20人以上） |
| ガス機器、石油機器及び太陽熱温水器月報 | 常用従業者50人以上の事業所 |
| 粉末や金製品月報（超硬チップを除く） | 常用従業者30人以上の事業所 |
| 鍛工品月報 | 常用従業者20人以上の事業所 |
| 銑鉄鋳物月報 | 〃 |
| 可鍛鋳鉄及び精密鋳造品月報 | 常用従業者30人以上の事業所 |
| 非鉄金属鋳物月報 | 常用従業者20人以上の事業所<br>（銅合金鋳物は10人以上） |
| ダイカスト月報 | 常用従業者30人以上の事業所 |
| 軽金属板製品月報 | 常用従業者20人以上の事業所 |
| アルミニウム月報 | すべての事業所 |
| 非鉄金属製品月報（伸銅製品） | 〃 |
| 非鉄金属製品月報（高純度多結晶シリコン、シリコンウエハ、はんだ、銅合金塊） | 〃 |
| 非鉄金属製品月報（アルミニウム圧延製品） | すべての事業所 |
| 非鉄金属製品（電線・ケーブル）、光ファイバ製品月報 | 常用従業者30人以上の事業所<br>（光ファイバ製品はすべての事業所） |
| 非鉄金属月報 | すべての事業所 |

## 2. 調査項目の定義について

### 製 品

#### ① 生 産

調査の対象事業所（以下「調査対象」という。）が、国内で実際に生産（受託生産を含む。）した製品の数量をいいます。ただし、仕掛中の半製品は除きます。

なお、生産には調査対象で他の製品に加工又は消費するために生産したものも含みます。

**（生産金額）**

生産数量を契約価格又は生産者販売価格により評価した金額をいいます。

ここでいう契約価格又は生産者販売価格とは、企業の販売価格から積込み料、運賃、保険料、その他の諸掛かりを除き、消費税を含めたものです。

#### ② 受 入

調査対象が生産している調査品目と同一の製品で、工場又は倉庫に次の事由により受け入れた数量をいいます。

ア. 他企業から購入したもの（輸入を含む）

イ. 同一企業内の他工場から受け入れたもの

ウ. 委託生産品及び委託加工品を委託先の工場（下請工場を含む。）から受け入れたもの

エ. 返品（戻し入れ）されたもの

③ 消　費

調査対象が他の製品の原材料、加工用として消費した数量をいいます。

④ 出　荷

調査対象及び調査対象が契約の主体となって借り受けている倉庫又は保管場所から、実際に出荷した数量をいいます。

なお、出荷数量は次の事由により、「販売」、「その他」に区分しています。

（販　売）

ア. 販売業者又は消費者である他企業に直接販売したもの
イ. 販売することを目的として本社、営業所又は中継地などに出荷したもの
ウ. 受託生産品を販売業者（消費者を含む。）である委託者へ出荷したもの
エ. 同一調査品目を生産していない同一企業内の他工場へ出荷したもの（全くの転売品）

（その他）

ア. 同一調査品目を生産している同一企業内の他工場に出荷したもの
イ.　同一企業内の他工場へ原材料として出荷したもの
ウ. 委託生産又は委託加工のための原材料として出荷したもの
エ. 受託生産品又は受託加工品を同一調査品目を生産している生産業者（委託者）へ出荷したもの
オ. 自家使用したもの（自工場施設などへの設備投資、見本用、贈答用、試験研究用など）
カ. 自己消費したもの（ただし、消費を調査していない場合のみ。）

（販売金額）

販売数量を契約価格又は生産者販売価格により評価した金額をいいます。

ここでいう契約価格又は生産者販売価格とは、企業の販売価格から積込み料、運賃、保険料、その他の諸掛りを除き、消費税を含めたものです。

⑤ 月末在庫

調査対象が生産した調査品目の製品及び受入品で、調査対象及び調査対象が契約の主体となって借り受けている倉庫又は保管場所に、実際に保管してある製品の数量をいいます。

## 3. その他

(1) この月報で使用している記号の区分は下記のとおりです。

「0」は単位未満　　「－」は実績なし　　「…」は不詳
「r」は訂正　　「x」は秘匿　　「▲」はマイナス

(2) 単位未満を四捨五入しているため、内訳の積み上げと合計が一致しない場合があります。

(3) この月報に掲載された統計を他に転載するときは、必ず「鉄鋼・非鉄金属・金属製品統計月報（経済産業省）」による旨を明記してください。

(4) 調査対象事業所の見直しなどにより、数値の接続しない品目があります。詳細については「品目別接続係数について」（112 ページ）を参照してください。

なお、「Ⅲ.主要製品統計表」において、*印がついている品目の前年同月比は、接続係数を用いて計算しています。

## 4. 問い合わせ先

この月報の内容についての問い合わせは、下記あてにご連絡ください。

〒100-8902　東京都千代田区霞が関一丁目 3 番 1 号
経済産業省　経済産業政策局　調査統計部　鉱工業動態統計室
鉄鋼・非鉄金属・金属製品グループ
電話(03)-3501-1511 大代表　内線 2866～2868
E-mail : qqcebf@meti.go.jp

# Notes for Utilization

The objective of this monthly report is to compile and publish the results of the monthly survey concerning Iron and steel, Non-ferrous metals, and Fabricated metals products, which is conducted under the METI's Regulations for the Current Survey of Production (Fundamental Statistics) based on the Statistics Law.

**1. Subject of the survey**

The kinds of questionnaires and scope of the survey in this monthly report are as in the following table.

| Questionnaire name | Survey scope |
|---|---|
| Iron and steel (No. 1) Pig iron, ferro-alloys, crude steel, semi-finished steel, steel forgings, and steel castings | All business establishments |
| Iron and steel (No. 2) Ordinary hot-rolled steel | All business establishments |
| Iron and steel (No. 4) Ordinary cold-finished steel, metallic coated steel, and cold-formed steel sheets and shapes | All business establishments |
| Iron and steel (No. 5) Special rolled steel | All business establishments |
| Iron and steel (No. 6) Steel pipes and tubes | All business establishments |
| Iron and steel (No. 7) Cold-finished steel bars, wires, cast iron pipes, and secondary steel products | All business establishments (For Secondary steel products, Business establishments with 20 or more employees) |
| Iron and steel (No. 9) Employees and production equipment | All business establishments |
| Steel structures and transmission line hardware | Business establishments with 30 or more employees (For Steel structure, Business establishments with 50 or more employees) |
| Springs | Business establishments with 30 or more employees |
| Valves and pipe fittings | Business establishments with 30 or more employees |
| Pneumatic tools, machinist hand tools, saw blades, knives for machines, and machine tools for automobiles | Business establishments with 30 or more employees (For Machinist hand tools, Business establishments with 20 or more employees) |
| Gas and oil equipment for cooking, boiling and heating, and solar water heaters | Business establishments with 50 or more employees |
| Sintered products (excluding cemented carbide tips) | Business establishments with 30 or more employees |
| Forgings from billets and bars | Business establishments with 20 or more employees |
| Iron castings | Business establishments with 20 or more employees |
| Malleable iron castings and precision castings | Business establishments with 30 or more employees |
| Non-ferrous metal castings | Business establishments with 20 or more employees (For Alloy castings, Business establishments with 10 or more employees) |
| Die castings | Business establishments with 30 or more employees |
| Light metal plate products | Business establishments with 20 or more employees |
| Aluminum | All business establishments |
| Non-ferrous metal products (Elongated copper products) | All business establishments |
| Non-ferrous metal products (High-purity polycrystal silicon, silicon wafers, solders and copper alloy ingots) | All business establishments |
| Non-ferrous metal products (Aluminum mill products) | All business establishments |
| Non-ferrous metal products (Electric wires / cables),and optical fiber products | Business establishments with 30 or more employees (For Optical fiber products, All business establishments) |
| Non-ferrous metals | All business establishments |

**2. The definition of survey items**

**Product**

**① Production**

The quantity of products actually produced (including produced as a consignee) by the establishment that is the object

of 'the survey (hereafter, 'the survey object'). However, 'products in process' shall be excluded.

Besides, 'Production' includes products as process goods or for consumption for other products in 'the survey object'.

**(Production value)**

Value as evaluated by the contract price or producer's selling price

In this case, 'contract price' or 'producer's selling price' are the enterprise's selling prices excluding shipping charges, transport costs, insurance costs and other costs, and including consumption tax.

**② Reception**

The quantity of products received by the factories or warehouses of 'the survey object' that produces the same survey commodity items due to the following circumstances:

a. Purchase from other enterprises (including imports)
b. Reception from other factories belonging to the same enterprise
c. The commissioned products and commission-manufactured products received from the consignees (including subcontracted factories)
d. Returned products

**③ Consumption**

The quantity of products consumed as materials, process goods in 'the survey object'

**④ Shipment**

The quantity of products actually shipped from 'the survey object's' warehouse or rental warehouse which 'the survey object' mainly uses

Besides, the quantity of products is distinguished as 'Sales' or 'Other' in the following ways:

**(Sales)**

a. Products directly sold to distributors or other consumer enterprises
b. Products shipped to the headquarters/sales offices or relay points for the purpose of selling
c. Commissioned products shipped to consigners that are sales dealers (including consumers)
d. Products shipped to other factories of the same enterprise which are not producing the same survey commodity

**(Other)**

a. Products shipped to other factories of the same enterprise which are producing the same products as the survey commodity
b. Products shipped to other factories of the same enterprise as materials
c. Products shipped as materials for use in the commissioned products or commission-manufactured products
d. The commissioned products or commission-manufactured products shipped to the manufacturers (consigners) that are producing the same survey commodity
e. Products used in-house (equipment investment for an enterprise's own factory, use for samples, use for gifts, use in testing and research)
f. Products consumed in-house (only in the case of the no consumption survey item)

**(Sales Value)**

Value as evaluated by the contract price or producer's selling price

In this case, 'contract price' or 'producer's selling price' are the enterprise's selling prices excluding shipping charges, transport costs, insurance costs and other costs, and including consumption tax.

**⑤ Inventory at the end of the month**

The quantity of products produced or received by 'the survey object' which are actually stored in 'the survey object's' warehouses and rental warehouses which 'the survey object' mainly uses

**3. Others**

(1) Abbreviations used in this monthly report are as follows:

| | | | | | |
|---|---|---|---|---|---|
| 「0」 | Less than unit after rounding | 「-」 | No results | 「・・・」 | Unknown |
| 「r」 | Revised | 「x」 | Conceal | 「▲」 | Minus |

(2) Figures may not exactly equal totals because of rounding.

(3) When reprinting the statistics contained in this monthly report in other printed matter, the fact that they are based on the " Monthly Report of Iron and Steel, Non-ferrous Metals, and Fabricated Metals Statistics Ministry of Economy, Trade and Industry) " must be clearly indicated.

(4) Because of the review of the scopes, there may be discontinuity for some consecutive data of the commodity. Please refer to 'Continuity Coefficients by Commodity' (page112) for details.

The '＊'mark in 'Ⅲ. Historical Data by Principal Commodities' indicates that the calculation of the year-to-year percentage of the survey commodity is done using connecting coefficients.

**4. Contact information**

If there are any questions about the contents of this monthly report, please contact the following address.

**Iron and Steel, Non-ferrous Metals, and Fabricated Metals Group, Office of Current Survey for Mining and Manufacturing, Research and Statistics Department, Economic and Industrial Policy Bureau, Ministry of Economy, Trade and Industry**

**1-3-1 Kasumigaseki, Chiyoda-ku, Tokyo 100-8902, Japan Tel: +81-3-3501-1511, Extension 2866-2868**

# Ⅰ．概　　況

鉄鋼業指数の推移　　（平成17年 = 100、季節調整済）

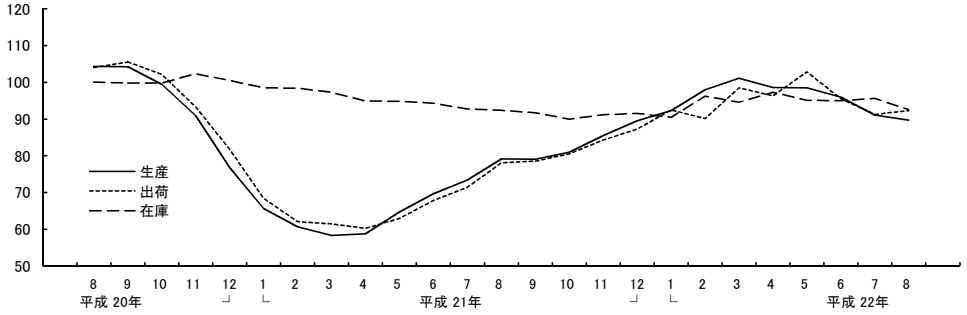


非鉄金属工業指数の推移　　（平成17年 = 100、季節調整済）

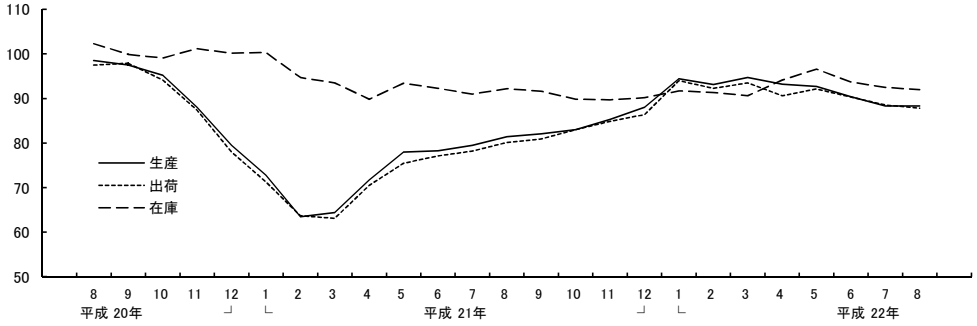


金属製品工業指数の推移　　（平成17年 = 100、季節調整済）

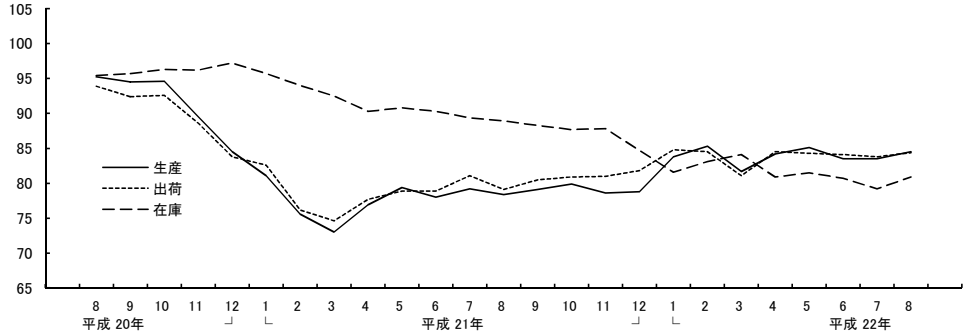


業種別生産、出荷、在庫指数の推移（%）

| 業種 | 生産 | | 出荷 | | 在庫 | |
|---|---|---|---|---|---|---|
| | 原指数 前年同月比 | 季調済 前月比 | 原指数 前年同月比 | 季調済 前月比 | 原指数 前年同月比 | 季調済 前月比 |
| 鉄鋼業 | 13.3 | ▲ 1.5 | 19.7 | 1.1 | 0.2 | ▲ 3.1 |
| 鉄素製品（含．鋼半製品） | 7.7 | ▲ 4.1 | 13.6 | 12.1 | ▲ 20.0 | ▲ 4.2 |
| 熱間圧延鋼材 | 9.4 | 0.9 | 13.9 | 0.9 | 6.0 | 0.2 |
| 鋼管 | 25.5 | ▲ 4.0 | 34.8 | ▲ 2.2 | 22.1 | ▲ 3.6 |
| 冷間仕上鋼材 | 14.7 | ▲ 3.4 | 18.3 | ▲ 2.6 | 15.4 | ▲ 7.3 |
| めっき鋼材 | 19.3 | ▲ 0.6 | 27.2 | 4.4 | 14.6 | ▲ 7.4 |
| 鋳鍛造品 | 31.3 | ▲ 3.3 | 35.6 | ▲ 2.4 | 3.2 | ▲ 1.4 |
| （特掲）普通鋼鋼材 | 7.0 | 0.0 | 8.8 | 0.3 | 7.6 | ▲ 1.7 |
| （特掲）特殊鋼鋼材 | 30.4 | ▲ 2.8 | 42.5 | 0.8 | 19.3 | ▲ 6.8 |
| 非鉄金属工業 | 9.9 | 0.0 | 11.6 | ▲ 0.8 | ▲ 0.2 | ▲ 0.5 |
| 非鉄金属地金 | 4.4 | 4.0 | 5.0 | 1.5 | ▲ 5.4 | ▲ 0.4 |
| 伸銅・アルミニウム圧延製品 | 12.1 | ▲ 0.8 | 15.6 | ▲ 0.9 | 0.7 | ▲ 0.8 |
| 電線・ケーブル | 6.6 | ▲ 1.7 | 7.8 | ▲ 2.0 | 4.2 | ▲ 0.7 |
| 非鉄金属鋳物 | 18.3 | ▲ 2.7 | 18.3 | ▲ 2.7 | － | － |
| 金属製品工業 | 9.8 | 1.2 | 8.6 | 0.7 | ▲ 9.0 | 2.1 |
| 建設用金属製品 | ▲ 16.5 | ▲ 3.3 | ▲ 9.7 | 3.9 | － | － |
| 建築用金属製品 | 5.3 | 3.4 | 4.8 | 3.6 | ▲ 10.3 | ▲ 1.5 |
| 暖ちゅう房熱機器 | 11.5 | 1.0 | 2.4 | ▲ 2.1 | ▲ 12.1 | 3.6 |
| その他の金属製品 | 19.2 | 2.0 | 17.0 | ▲ 0.2 | ▲ 7.3 | 3.8 |

資料出所：鉱工業指数確報（調査統計部経済解析室）

## Ⅱ. 指数 Indices

1. 生産指数(付加価値額ウェイト) Indices of Industrial Production (Value Added Weights)

(1)原指数 Original Index

| 年 月 Year and Month | | 鉄 鋼 業 Iron and Steel | 鉄素製品(含、鋼半製品) Crude steel (Incl.semi-finished steel) | 熱間圧延鋼 材 Hot rolled steel | 鋼 管 Steel pipes and tubes | 冷間仕上鋼 材 Cold finished steel | めっき鋼材 Metallic coated steel | 鋳鍛造品 Steel castings and forgings | 普通鋼鋼材(特 掲) Ordinary steel | 特殊鋼鋼材(特 掲) Special steel |
|---|---|---|---|---|---|---|---|---|---|---|
| ウェイト | Weight | 599.7 | 99.9 | 225.7 | 34.7 | 132.7 | 40.4 | 66.3 | 313.5 | 120.0 |
| 平成19年 | (2007) | 105.9 | 105.7 | 107.7 | 103.2 | 104.4 | 105.4 | 104.9 | 105.9 | 106.7 |
| 20 | (2008) | 103.7 | 104.4 | 105.0 | 100.4 | 101.9 | 105.6 | 102.2 | 102.8 | 106.2 |
| 21 | (2009) | 72.5 | 78.2 | 74.8 | 64.1 | 71.1 | 73.9 | 62.5 | 75.1 | 66.4 |
| 平成20年度 | (08FY) | 91.1 | 93.3 | 93.1 | 92.0 | 87.1 | 91.7 | 88.3 | 91.4 | 90.2 |
| 21 | (09FY) | 80.9 | 85.9 | 82.3 | 66.4 | 83.7 | 84.7 | 68.6 | 82.9 | 78.5 |
| 平成21年 | 6月 (Jun) | 70.2 | 73.8 | 74.1 | 53.6 | 68.9 | 69.2 | 63.1 | 74.4 | 60.0 |
| | 7月 (Jul) | 76.6 | 81.1 | 78.1 | 59.3 | 79.3 | 79.9 | 66.2 | 80.1 | 69.5 |
| | 8月 (Aug) | 80.2 | 88.3 | 83.2 | 60.3 | 84.2 | 85.6 | 56.5 | 84.7 | 74.7 |
| | 9月 (Sep) | 84.0 | 87.3 | 84.4 | 66.8 | 89.2 | 91.2 | 71.4 | 85.9 | 83.0 |
| | 10月 (Oct) | 88.0 | 93.8 | 89.0 | 68.9 | 91.7 | 92.4 | 75.6 | 89.4 | 86.1 |
| | 11月 (Nov) | 89.0 | 94.8 | 88.9 | 73.5 | 93.5 | 95.3 | 76.2 | 89.0 | 91.4 |
| | 12月 (Dec) | 89.4 | 96.2 | 88.2 | 71.6 | 96.7 | 97.0 | 73.5 | 88.7 | 94.4 |
| 平成22年 | 1月 (Jan) | 88.7 | 93.9 | 88.1 | 74.0 | 95.9 | 96.2 | 71.7 | 89.0 | 93.1 |
| | 2月 (Feb) | 87.4 | 90.0 | 87.6 | 72.8 | 92.4 | 91.4 | 77.5 | 87.4 | 90.4 |
| | 3月 (Mar) | 99.8 | 99.3 | 100.4 | 86.8 | 107.9 | 107.4 | 84.3 | 101.4 | 104.5 |
| | 4月 (Apr) | 92.3 | 96.1 | 90.0 | 81.4 | 100.4 | 98.0 | 80.2 | 91.0 | 99.1 |
| | 5月 (May) | 95.6 | 103.4 | 98.3 | 77.6 | 99.1 | 99.2 | 74.4 | 95.3 | 101.3 |
| | 6月 (Jun) | 96.7 | 99.7 | 97.6 | 77.5 | 101.8 | 99.8 | 87.2 | 94.9 | 104.1 |
| | 7月 (Jul) | 95.0 | 98.6 | 92.1 | 79.1 | 102.3 | 102.8 | 88.5 | 92.0 | 103.3 |
| | 8月 (Aug) | 90.9 | 95.1 | 91.0 | 75.7 | 96.6 | 102.1 | 74.2 | 90.6 | 97.4 |
| 前年同月比 | Ratio to SM | 13.3 | 7.7 | 9.4 | 25.5 | 14.7 | 19.3 | 31.3 | 7.0 | 30.4 |

(2)季節調整済指数 Seasonal Adjustment Index

| | | | | | | | | | | |
|---|---|---|---|---|---|---|---|---|---|---|
| 平成21年 | 4～6月 (Q2) | 64.4 | 70.1 | 67.4 | 57.5 | 60.6 | 62.9 | 58.2 | 67.6 | 55.5 |
| | 7～9月 (Q3) | 77.2 | 83.1 | 79.4 | 61.3 | 79.0 | 81.8 | 63.5 | 80.0 | 72.5 |
| | 10～12月 (Q4) | 85.3 | 91.1 | 85.8 | 67.9 | 89.0 | 91.0 | 70.6 | 86.9 | 83.7 |
| 平成22年 | 1～3月 (Q1) | 97.1 | 99.3 | 97.0 | 78.3 | 106.5 | 103.2 | 82.8 | 97.2 | 102.2 |
| | 4～6月 (Q2) | 97.7 | 102.0 | 96.8 | 83.6 | 106.0 | 104.3 | 83.0 | 95.9 | 109.1 |
| 平成21年 | 6月 (Jun) | 69.7 | 74.1 | 72.9 | 56.6 | 69.2 | 70.2 | 60.1 | 74.0 | 61.5 |
| | 7月 (Jul) | 73.4 | 79.2 | 75.4 | 58.8 | 74.1 | 76.3 | 62.0 | 76.5 | 66.6 |
| | 8月 (Aug) | 79.2 | 85.1 | 81.8 | 61.0 | 81.0 | 83.2 | 62.8 | 82.3 | 74.3 |
| | 9月 (Sep) | 79.1 | 85.1 | 81.0 | 64.2 | 81.9 | 85.9 | 65.6 | 81.3 | 76.7 |
| | 10月 (Oct) | 81.0 | 87.2 | 82.3 | 65.2 | 83.1 | 85.5 | 67.4 | 83.1 | 78.0 |
| | 11月 (Nov) | 85.5 | 91.0 | 85.5 | 68.7 | 89.3 | 92.1 | 70.7 | 87.1 | 83.1 |
| | 12月 (Dec) | 89.5 | 95.1 | 89.5 | 69.8 | 94.7 | 95.5 | 73.7 | 90.4 | 90.0 |
| 平成22年 | 1月 (Jan) | 92.3 | 94.3 | 91.6 | 76.1 | 99.6 | 96.5 | 82.4 | 92.0 | 97.9 |
| | 2月 (Feb) | 98.0 | 102.2 | 98.1 | 75.6 | 106.7 | 103.7 | 82.3 | 97.9 | 101.9 |
| | 3月 (Mar) | 101.1 | 101.3 | 101.3 | 83.3 | 113.1 | 109.4 | 83.6 | 101.8 | 106.9 |
| | 4月 (Apr) | 98.6 | 103.0 | 95.3 | 86.7 | 111.2 | 106.4 | 83.8 | 96.6 | 111.3 |
| | 5月 (May) | 98.5 | 102.8 | 99.0 | 82.1 | 104.5 | 105.2 | 82.1 | 96.6 | 109.5 |
| | 6月 (Jun) | 96.0 | 100.1 | 96.0 | 81.9 | 102.2 | 101.3 | 83.1 | 94.4 | 106.6 |
| | 7月 (Jul) | 91.1 | 95.9 | 88.8 | 79.1 | 95.9 | 99.0 | 84.1 | 88.0 | 99.3 |
| | 8月 (Aug) | 89.7 | 92.0 | 89.6 | 75.9 | 92.6 | 98.4 | 81.3 | 88.0 | 96.5 |
| 前月比 | Ratio to PM | ▲ 1.5 | ▲ 4.1 | 0.9 | ▲ 4.0 | ▲ 3.4 | ▲ 0.6 | ▲ 3.3 | 0.0 | ▲ 2.8 |

資料出所:鉱工業指数確報(調査統計部経済解析室)

Data source: Indices of Industrial Production (Revised Report) (Economic Analysis Office, Research and Statistics Department)

（平成１７年＝１００）

（ ２００５ ＝１００）

| 非鉄金属工業 Non-ferrous metals | 非鉄金属地金 Non-ferrous metal | 伸銅・アルミニウム圧延製品 Copper and copper-base alloys and aluminum rolling products | 電線・ケーブル Electric wires and cables | 非鉄金属鋳物 Non-ferrous metal castings | 金属製品工業 Fabricated metals | 建設用金属製品 Fabricated structural metal products | 建築用金属製品 Metal products of building | 暖ちゅう房熱機器 Equipment for heating and kitchen | その他の金属製品 Other metal products |
|---|---|---|---|---|---|---|---|---|---|
| 211.7 | 55.5 | 59.3 | 42.3 | 54.6 | 566.8 | 87.1 | 114.1 | 56.6 | 309.0 |
| 104.4 | 106.2 | 98.9 | 106.1 | 107.2 | 96.8 | 94.9 | 89.1 | 86.7 | 102.1 |
| 99.0 | 99.2 | 93.7 | 102.9 | 101.6 | 94.8 | 105.6 | 81.2 | 82.7 | 99.1 |
| 77.4 | 89.5 | 69.9 | 79.6 | 71.6 | 77.9 | 94.2 | 68.2 | 78.9 | 76.7 |
| 88.6 | 92.9 | 83.2 | 93.1 | 86.8 | 89.1 | 104.3 | 78.7 | 80.4 | 90.2 |
| 84.0 | 94.3 | 77.4 | 82.5 | 81.7 | 79.7 | 88.7 | 67.1 | 80.6 | 81.6 |
| 81.4 | 94.2 | 76.5 | 79.4 | 75.3 | 79.6 | 92.6 | 69.1 | 74.8 | 80.6 |
| 85.6 | 96.3 | 80.5 | 83.9 | 81.6 | 83.3 | 92.4 | 74.8 | 78.0 | 84.8 |
| 74.7 | 89.9 | 69.2 | 71.7 | 67.3 | 72.8 | 82.9 | 64.7 | 69.5 | 73.6 |
| 87.5 | 92.8 | 78.3 | 92.0 | 88.5 | 82.9 | 96.1 | 70.4 | 79.6 | 84.4 |
| 89.7 | 94.2 | 83.0 | 89.4 | 92.6 | 86.5 | 94.7 | 73.2 | 95.4 | 87.4 |
| 89.6 | 95.0 | 83.0 | 88.4 | 92.1 | 82.4 | 78.4 | 69.4 | 93.2 | 86.4 |
| 87.2 | 98.2 | 80.3 | 82.1 | 87.3 | 80.2 | 86.2 | 66.6 | 92.0 | 81.4 |
| 85.3 | 99.3 | 76.4 | 79.4 | 85.3 | 73.1 | 73.1 | 59.6 | 79.4 | 76.9 |
| 87.6 | 93.5 | 81.5 | 83.2 | 91.6 | 79.0 | 84.5 | 60.9 | 82.7 | 83.5 |
| 97.2 | 103.4 | 91.8 | 95.0 | 98.4 | 89.8 | 104.5 | 69.9 | 86.2 | 93.7 |
| 90.2 | 98.3 | 87.8 | 84.7 | 88.8 | 81.3 | 69.2 | 64.2 | 78.0 | 91.7 |
| 86.1 | 101.4 | 84.3 | 72.8 | 82.7 | 77.4 | 76.5 | 59.6 | 70.5 | 85.5 |
| 94.0 | 102.9 | 89.8 | 84.5 | 97.0 | 85.2 | 79.0 | 69.3 | 81.7 | 93.4 |
| 93.9 | 97.4 | 90.4 | 88.5 | 98.5 | 86.2 | 74.9 | 71.5 | 80.5 | 95.8 |
| 82.1 | 93.9 | 77.6 | 76.4 | 79.6 | 79.9 | 69.2 | 68.1 | 77.5 | 87.7 |
| 9.9 | 4.4 | 12.1 | 6.6 | 18.3 | 9.8 | ▲ 16.5 | 5.3 | 11.5 | 19.2 |
| 76.0 | 90.9 | 67.9 | 78.5 | 67.0 | 78.1 | 98.6 | 68.7 | 78.1 | 75.5 |
| 81.0 | 92.0 | 73.9 | 81.4 | 76.6 | 78.9 | 93.3 | 67.9 | 80.8 | 78.6 |
| 85.4 | 93.9 | 78.7 | 82.6 | 86.5 | 79.1 | 85.5 | 64.8 | 80.7 | 82.4 |
| 94.1 | 100.6 | 90.3 | 86.4 | 98.0 | 83.6 | 80.0 | 68.7 | 84.7 | 90.7 |
| 92.1 | 102.2 | 87.1 | 84.6 | 92.3 | 84.3 | 81.7 | 67.8 | 85.0 | 90.0 |
| 78.3 | 92.5 | 72.1 | 78.9 | 70.6 | 78.0 | 95.4 | 68.5 | 77.3 | 76.5 |
| 79.5 | 91.7 | 73.3 | 79.9 | 74.2 | 79.2 | 96.1 | 68.9 | 81.7 | 78.2 |
| 81.4 | 92.8 | 74.3 | 81.2 | 76.0 | 78.4 | 93.9 | 67.7 | 80.6 | 77.6 |
| 82.1 | 91.5 | 74.2 | 83.2 | 79.7 | 79.1 | 89.8 | 67.0 | 80.1 | 79.9 |
| 83.0 | 91.1 | 75.9 | 82.0 | 82.1 | 79.9 | 92.2 | 65.6 | 81.2 | 81.7 |
| 85.3 | 93.7 | 79.0 | 83.5 | 86.6 | 78.6 | 81.2 | 65.0 | 80.4 | 82.5 |
| 88.0 | 96.8 | 81.1 | 82.4 | 90.8 | 78.8 | 83.0 | 63.9 | 80.6 | 83.1 |
| 94.4 | 100.3 | 88.8 | 85.9 | 97.8 | 83.8 | 81.3 | 67.7 | 85.2 | 90.3 |
| 93.1 | 100.9 | 89.3 | 85.0 | 99.0 | 85.3 | 85.8 | 68.3 | 84.8 | 90.8 |
| 94.7 | 100.7 | 92.8 | 88.3 | 97.1 | 81.7 | 72.9 | 70.0 | 84.1 | 91.1 |
| 93.2 | 102.8 | 89.2 | 87.3 | 93.9 | 84.2 | 75.3 | 68.8 | 85.4 | 91.2 |
| 92.7 | 102.7 | 87.3 | 82.4 | 92.0 | 85.1 | 88.3 | 66.0 | 85.2 | 90.0 |
| 90.4 | 101.1 | 84.7 | 84.0 | 91.0 | 83.5 | 81.4 | 68.7 | 84.4 | 88.7 |
| 88.3 | 93.0 | 83.2 | 86.1 | 91.0 | 83.5 | 79.4 | 67.4 | 86.6 | 89.5 |
| 88.3 | 96.7 | 82.5 | 84.6 | 88.5 | 84.5 | 76.8 | 69.7 | 87.5 | 91.3 |
| 0.0 | 4.0 | ▲ 0.8 | ▲ 1.7 | ▲ 2.7 | 1.2 | ▲ 3.3 | 3.4 | 1.0 | 2.0 |

## 2. 生産者出荷指数 Indices of Producer's Shipments

### (1)原指数 Original Index

| 年　月 Year and Month | | 鉄 鋼 業 Iron and Steel | 鉄素製品（含、鋼半製品） Crude steel (Incl.semi-finished steel) | 熱間圧延鋼　材 Hot rolled steel | 鋼　管 Steel pipes and tubes | 冷間仕上鋼　材 Cold finished steel | めっき鋼材 Metallic coated steel | 鋳鍛造品 Steel castings and forgings | 普通鋼鋼材（特　掲） Ordinary steel | 特殊鋼鋼材（特　掲） Special steel |
|---|---|---|---|---|---|---|---|---|---|---|
| ウェイト | Weight | 547.4 | 30.5 | 242.9 | 55.1 | 88.3 | 66.3 | 64.3 | 300.3 | 152.3 |
| 平成19年 | (2007) | 106.0 | 109.0 | 107.5 | 103.3 | 103.4 | 105.9 | 104.9 | 106.0 | 106.0 |
| 20 | (2008) | 104.9 | 109.5 | 106.4 | 103.7 | 101.8 | 105.2 | 101.7 | 104.4 | 106.3 |
| 21 | (2009) | 72.2 | 93.1 | 75.1 | 65.1 | 71.1 | 71.7 | 59.3 | 76.2 | 65.6 |
| 平成20年度 | (08FY) | 92.4 | 97.7 | 94.2 | 96.2 | 87.8 | 91.5 | 87.3 | 93.4 | 91.7 |
| 21 | (09FY) | 79.5 | 99.9 | 81.9 | 65.4 | 82.7 | 82.1 | 65.6 | 82.5 | 75.3 |
| 平成21年 | 6月 (Jun) | 69.4 | 92.8 | 72.7 | 63.5 | 67.0 | 65.2 | 58.5 | 74.1 | 59.9 |
| | 7月 (Jul) | 74.8 | 96.0 | 78.7 | 54.2 | 76.8 | 77.1 | 62.6 | 80.0 | 65.6 |
| | 8月 (Aug) | 75.7 | 99.0 | 79.4 | 55.7 | 82.1 | 79.8 | 54.5 | 82.2 | 67.0 |
| | 9月 (Sep) | 85.5 | 111.1 | 88.9 | 62.0 | 91.0 | 90.0 | 68.3 | 90.4 | 78.0 |
| | 10月 (Oct) | 85.3 | 109.4 | 86.6 | 63.6 | 91.8 | 91.7 | 72.0 | 87.9 | 80.8 |
| | 11月 (Nov) | 86.1 | 104.8 | 87.7 | 67.9 | 91.2 | 92.2 | 73.5 | 87.2 | 85.5 |
| | 12月 (Dec) | 88.8 | 122.7 | 89.8 | 72.4 | 94.6 | 92.8 | 71.2 | 88.4 | 90.4 |
| 平成22年 | 1月 (Jan) | 86.4 | 96.5 | 85.9 | 73.0 | 95.8 | 98.0 | 70.2 | 87.7 | 88.7 |
| | 2月 (Feb) | 84.0 | 91.8 | 85.3 | 71.5 | 90.6 | 86.1 | 75.1 | 83.4 | 87.5 |
| | 3月 (Mar) | 104.8 | 118.5 | 107.3 | 95.4 | 111.2 | 110.7 | 82.4 | 108.1 | 105.2 |
| | 4月 (Apr) | 87.9 | 108.2 | 86.9 | 71.3 | 97.8 | 92.6 | 77.9 | 87.9 | 88.2 |
| | 5月 (May) | 94.6 | 105.0 | 98.1 | 80.6 | 103.1 | 97.3 | 74.0 | 95.6 | 99.4 |
| | 6月 (Jun) | 97.6 | 110.6 | 99.4 | 87.9 | 102.8 | 98.3 | 85.1 | 95.9 | 103.6 |
| | 7月 (Jul) | 94.5 | 100.4 | 94.1 | 78.0 | 104.1 | 101.4 | 86.6 | 92.4 | 100.6 |
| | 8月 (Aug) | 90.6 | 112.5 | 90.4 | 75.1 | 97.1 | 101.5 | 73.9 | 89.4 | 95.5 |
| 前年同月比 | Ratio to SM | 19.7 | 13.6 | 13.9 | 34.8 | 18.3 | 27.2 | 35.6 | 8.8 | 42.5 |

### (2)季節調整済指数 Seasonal Adjustment Index

| | | | | | | | | | | |
|---|---|---|---|---|---|---|---|---|---|---|
| 平成21年 | 4～6月 (Q2) | 63.7 | 84.7 | 66.8 | 60.9 | 59.2 | 60.0 | 54.5 | 67.7 | 55.8 |
| | 7～9月 (Q3) | 76.0 | 100.1 | 79.5 | 57.7 | 79.3 | 78.5 | 60.3 | 80.8 | 68.0 |
| | 10～12月 (Q4) | 84.1 | 110.3 | 86.2 | 65.7 | 87.7 | 85.8 | 68.3 | 85.7 | 80.8 |
| 平成22年 | 1～3月 (Q1) | 93.7 | 104.7 | 94.9 | 76.1 | 103.9 | 102.4 | 80.4 | 95.1 | 95.3 |
| | 4～6月 (Q2) | 98.2 | 110.4 | 98.4 | 86.8 | 108.0 | 104.5 | 81.9 | 97.4 | 105.3 |
| 平成21年 | 6月 (Jun) | 67.9 | 89.6 | 70.8 | 62.0 | 66.3 | 66.2 | 56.1 | 72.3 | 60.3 |
| | 7月 (Jul) | 71.4 | 95.2 | 75.0 | 55.5 | 72.4 | 72.6 | 58.4 | 76.4 | 63.0 |
| | 8月 (Aug) | 78.1 | 98.6 | 81.1 | 59.0 | 83.9 | 80.9 | 59.7 | 83.5 | 69.8 |
| | 9月 (Sep) | 78.6 | 106.5 | 82.5 | 58.5 | 81.6 | 81.9 | 62.7 | 82.6 | 71.2 |
| | 10月 (Oct) | 80.6 | 106.2 | 82.8 | 63.5 | 84.3 | 82.6 | 64.6 | 83.6 | 75.6 |
| | 11月 (Nov) | 84.3 | 107.7 | 85.7 | 65.9 | 87.8 | 86.9 | 68.5 | 85.8 | 80.6 |
| | 12月 (Dec) | 87.3 | 117.0 | 90.0 | 67.7 | 91.0 | 88.0 | 71.8 | 87.6 | 86.1 |
| 平成22年 | 1月 (Jan) | 92.5 | 100.1 | 91.5 | 76.9 | 104.0 | 106.1 | 79.4 | 94.3 | 93.4 |
| | 2月 (Feb) | 90.1 | 99.0 | 92.1 | 71.1 | 100.3 | 94.6 | 79.9 | 89.9 | 93.6 |
| | 3月 (Mar) | 98.5 | 115.1 | 101.0 | 80.4 | 107.3 | 106.6 | 81.8 | 101.1 | 99.0 |
| | 4月 (Apr) | 96.3 | 114.8 | 95.2 | 82.2 | 108.7 | 104.7 | 82.2 | 96.5 | 101.3 |
| | 5月 (May) | 102.8 | 109.5 | 103.1 | 92.4 | 113.5 | 108.9 | 81.8 | 102.2 | 110.5 |
| | 6月 (Jun) | 95.5 | 106.8 | 96.8 | 85.8 | 101.8 | 99.9 | 81.6 | 93.5 | 104.2 |
| | 7月 (Jul) | 91.3 | 99.8 | 90.6 | 80.6 | 100.0 | 97.0 | 81.9 | 89.4 | 97.6 |
| | 8月 (Aug) | 92.3 | 111.9 | 91.4 | 78.8 | 97.4 | 101.3 | 79.9 | 89.7 | 98.4 |
| 前月比 | Ratio to PM | 1.1 | 12.1 | 0.9 | ▲ 2.2 | ▲ 2.6 | 4.4 | ▲ 2.4 | 0.3 | 0.8 |

（平成１７年＝１００）

（ ２００５ ＝１００）

| 非鉄金属工業 Non-ferrous metals | 非鉄金属地金 Non-ferrous metal | 伸銅・アルミニウム圧延製品 Copper and copper-base alloys and aluminum rolling products | 電線・ケーブル Electric wires and cables | 非鉄金属鋳物 Non-ferrous metal castings | 金属製品工業 Fabricated metals | 建設用金属製品 Fabricated structural metal products | 建築用金属製品 Metal products of building | 暖ちゅう房熱機器 Equipment for heating and kitchen | その他の金属製品 Other metal products |
|---|---|---|---|---|---|---|---|---|---|
| 262.8 | 56.5 | 86.6 | 63.3 | 56.4 | 479.9 | 74.2 | 105.6 | 55.5 | 244.6 |
| 103.9 | 107.6 | 100.3 | 102.7 | 107.2 | 96.9 | 93.5 | 92.5 | 86.5 | 102.3 |
| 98.4 | 95.7 | 95.9 | 101.4 | 101.6 | 93.9 | 100.7 | 85.0 | 80.4 | 98.7 |
| 76.3 | 86.7 | 71.1 | 78.3 | 71.6 | 79.3 | 91.2 | 73.7 | 79.7 | 78.0 |
| 87.7 | 89.3 | 84.7 | 91.1 | 86.8 | 88.8 | 98.3 | 82.9 | 78.9 | 90.7 |
| 82.9 | 91.1 | 79.4 | 81.5 | 81.6 | 80.7 | 86.8 | 72.4 | 80.8 | 82.4 |
| 79.8 | 90.0 | 77.0 | 78.4 | 75.3 | 78.6 | 87.8 | 74.4 | 60.7 | 81.8 |
| 84.2 | 93.4 | 81.6 | 81.8 | 81.6 | 84.8 | 95.3 | 81.0 | 69.1 | 86.8 |
| 73.1 | 82.6 | 69.9 | 74.0 | 67.3 | 72.9 | 75.6 | 68.7 | 66.2 | 75.4 |
| 86.1 | 89.6 | 80.2 | 89.2 | 88.4 | 84.9 | 92.6 | 76.4 | 85.3 | 86.1 |
| 90.0 | 96.9 | 85.7 | 87.5 | 92.5 | 86.2 | 87.0 | 79.3 | 91.8 | 87.6 |
| 88.5 | 91.0 | 85.2 | 87.6 | 92.0 | 87.9 | 88.1 | 75.6 | 116.0 | 86.7 |
| 84.6 | 90.3 | 81.3 | 81.4 | 87.2 | 87.9 | 90.2 | 72.7 | 125.8 | 85.3 |
| 85.2 | 95.5 | 81.2 | 81.5 | 85.3 | 72.7 | 71.5 | 62.9 | 79.9 | 75.7 |
| 87.9 | 93.4 | 85.9 | 82.5 | 91.6 | 77.3 | 82.0 | 63.9 | 76.2 | 82.0 |
| 97.0 | 102.0 | 96.3 | 92.0 | 98.4 | 91.3 | 112.1 | 74.0 | 83.6 | 94.1 |
| 89.4 | 95.8 | 91.4 | 81.5 | 88.8 | 80.5 | 65.6 | 68.6 | 67.8 | 93.1 |
| 84.2 | 91.7 | 87.5 | 74.4 | 82.7 | 74.6 | 72.7 | 65.4 | 55.4 | 83.5 |
| 93.5 | 99.0 | 93.6 | 85.4 | 96.9 | 83.8 | 74.8 | 74.5 | 62.7 | 95.4 |
| 93.5 | 94.6 | 92.4 | 89.8 | 98.5 | 86.1 | 69.4 | 77.1 | 69.9 | 98.8 |
| 81.6 | 86.7 | 80.8 | 79.8 | 79.6 | 79.2 | 68.3 | 72.0 | 67.8 | 88.2 |
| 11.6 | 5.0 | 15.6 | 7.8 | 18.3 | 8.6 | ▲ 9.7 | 4.8 | 2.4 | 17.0 |
| 74.4 | 87.6 | 68.4 | 77.7 | 67.0 | 78.5 | 92.5 | 74.6 | 80.1 | 75.7 |
| 79.7 | 88.1 | 75.2 | 81.4 | 76.6 | 80.2 | 92.1 | 73.1 | 80.5 | 79.7 |
| 84.8 | 90.3 | 81.1 | 81.7 | 86.4 | 81.2 | 86.2 | 70.3 | 80.7 | 84.2 |
| 93.3 | 97.9 | 94.2 | 84.9 | 98.0 | 83.5 | 78.9 | 72.9 | 83.9 | 91.1 |
| 91.0 | 97.2 | 90.8 | 85.3 | 92.3 | 84.3 | 80.0 | 72.5 | 85.0 | 89.7 |
| 77.1 | 89.3 | 72.7 | 79.1 | 70.6 | 78.9 | 91.8 | 73.2 | 79.5 | 76.9 |
| 78.2 | 88.1 | 74.5 | 79.0 | 74.2 | 81.1 | 100.9 | 73.9 | 81.6 | 78.6 |
| 80.1 | 89.6 | 75.1 | 82.1 | 76.0 | 79.1 | 88.0 | 72.8 | 81.2 | 78.6 |
| 80.9 | 86.6 | 76.1 | 83.1 | 79.6 | 80.5 | 87.3 | 72.5 | 78.8 | 81.8 |
| 83.0 | 90.0 | 78.5 | 80.8 | 82.1 | 80.9 | 87.0 | 71.4 | 78.5 | 83.1 |
| 84.9 | 88.9 | 81.3 | 82.3 | 86.5 | 81.0 | 86.7 | 70.4 | 79.5 | 84.5 |
| 86.4 | 91.9 | 83.6 | 82.0 | 90.7 | 81.8 | 84.9 | 69.2 | 84.1 | 85.1 |
| 94.0 | 98.9 | 94.1 | 86.5 | 97.8 | 84.8 | 81.7 | 72.6 | 83.8 | 91.0 |
| 92.3 | 97.4 | 93.1 | 83.2 | 99.0 | 84.5 | 83.5 | 72.5 | 86.8 | 90.2 |
| 93.5 | 97.4 | 95.3 | 85.0 | 97.1 | 81.1 | 71.5 | 73.6 | 81.2 | 92.0 |
| 90.6 | 95.2 | 92.9 | 84.3 | 93.9 | 84.5 | 73.5 | 72.9 | 87.4 | 91.5 |
| 92.1 | 98.0 | 91.1 | 85.4 | 92.0 | 84.3 | 88.3 | 71.3 | 85.5 | 88.0 |
| 90.3 | 98.3 | 88.4 | 86.2 | 90.9 | 84.1 | 78.2 | 73.3 | 82.1 | 89.7 |
| 88.5 | 90.9 | 85.9 | 88.5 | 91.0 | 83.8 | 75.0 | 72.0 | 83.8 | 90.8 |
| 87.8 | 92.3 | 85.1 | 86.7 | 88.5 | 84.4 | 77.9 | 74.6 | 82.0 | 90.6 |
| ▲ 0.8 | 1.5 | ▲ 0.9 | ▲ 2.0 | ▲ 2.7 | 0.7 | 3.9 | 3.6 | ▲ 2.1 | ▲ 0.2 |

3. 生産者製品在庫指数 Indices of Producer's Inventory

(1)原指数 Original Index

| 年　月 Year and Month | | 鉄 鋼 業 Iron and Steel | 鉄素製品（含、鋼半製品） Crude steel (Incl.semi-finished steel) | 熱間圧延鋼　材 Hot rolled steel | 鋼　管 Steel pipes and tubes | 冷間仕上鋼　材 Cold finished steel | めっき鋼材 Metallic coated steel | 鋳鍛造品 Steel castings and forgings | 普通鋼鋼材（特　掲） Ordinary steel | 特殊鋼鋼材（特　掲） Special steel |
|---|---|---|---|---|---|---|---|---|---|---|
| ウェイト | Weight | 1,062.1 | 313.0 | 325.2 | 117.7 | 138.4 | 107.6 | 60.2 | 456.8 | 232.1 |
| 平成19年末 | (2007) | 105.2 | 99.8 | 111.1 | 116.2 | 101.7 | 94.6 | 106.0 | 106.2 | 110.1 |
| 20 | (2008) | 102.0 | 112.3 | 98.6 | 103.3 | 92.5 | 92.3 | 102.9 | 93.5 | 104.4 |
| 21 | (2009) | 94.0 | 97.7 | 99.2 | 91.6 | 87.7 | 85.3 | 80.7 | 92.7 | 94.9 |
| 平成20年度末 | (08FY) | 91.3 | 123.9 | 84.8 | 76.6 | 65.8 | 66.1 | 89.7 | 77.8 | 74.4 |
| 21 | (09FY) | 88.8 | 82.3 | 99.4 | 85.9 | 90.5 | 82.5 | 79.1 | 93.1 | 91.8 |
| 平成21年 | 6月 (Jun) | 93.6 | 121.9 | 91.3 | 69.0 | 75.1 | 72.8 | 86.1 | 85.7 | 72.7 |
| | 7月 (Jul) | 91.7 | 113.0 | 91.6 | 72.0 | 77.0 | 74.5 | 83.8 | 86.7 | 74.7 |
| | 8月 (Aug) | 93.8 | 107.8 | 99.5 | 74.2 | 80.0 | 81.0 | 82.4 | 91.9 | 81.5 |
| | 9月 (Sep) | 89.7 | 101.2 | 91.6 | 78.6 | 79.2 | 80.2 | 81.5 | 85.9 | 83.5 |
| | 10月 (Oct) | 89.6 | 96.9 | 94.7 | 83.1 | 79.4 | 78.1 | 80.8 | 87.6 | 85.9 |
| | 11月 (Nov) | 93.0 | 98.2 | 99.2 | 89.9 | 83.6 | 81.0 | 80.3 | 91.7 | 91.6 |
| | 12月 (Dec) | 94.0 | 97.7 | 99.2 | 91.6 | 87.7 | 85.3 | 80.7 | 92.7 | 94.9 |
| 平成22年 | 1月 (Jan) | 94.6 | 96.5 | 103.8 | 92.9 | 86.0 | 82.1 | 79.7 | 94.8 | 95.3 |
| | 2月 (Feb) | 98.0 | 92.2 | 113.2 | 94.1 | 92.3 | 90.6 | 79.3 | 104.0 | 98.8 |
| | 3月 (Mar) | 88.8 | 82.3 | 99.4 | 85.9 | 90.5 | 82.5 | 79.1 | 93.1 | 91.8 |
| | 4月 (Apr) | 94.5 | 84.7 | 104.0 | 100.6 | 99.5 | 89.1 | 80.5 | 97.4 | 105.7 |
| | 5月 (May) | 96.3 | 88.2 | 107.6 | 99.6 | 97.4 | 89.7 | 79.6 | 100.0 | 104.2 |
| | 6月 (Jun) | 94.3 | 85.5 | 106.6 | 86.7 | 98.6 | 91.6 | 83.0 | 99.3 | 99.2 |
| | 7月 (Jul) | 94.5 | 89.9 | 102.4 | 89.1 | 95.6 | 93.1 | 86.1 | 96.7 | 98.4 |
| | 8月 (Aug) | 94.0 | 86.2 | 105.5 | 90.6 | 92.3 | 92.8 | 85.0 | 98.9 | 97.2 |
| 前年同月比 | Ratio to SM | 0.2 | ▲ 20.0 | 6.0 | 22.1 | 15.4 | 14.6 | 3.2 | 7.6 | 19.3 |

(2)季節調整済指数 Seasonal Adjustment Index

| | | | | | | | | | | |
|---|---|---|---|---|---|---|---|---|---|---|
| 平成21年 | 4～6月末 (Q2) | 94.3 | 119.9 | 92.4 | 71.4 | 79.0 | 74.4 | 86.2 | 87.1 | 75.8 |
| | 7～9月末 (Q3) | 91.7 | 106.8 | 92.8 | 81.4 | 77.2 | 77.6 | 82.0 | 86.1 | 83.8 |
| | 10～12月末 (Q4) | 91.5 | 96.0 | 96.2 | 86.8 | 83.2 | 82.6 | 78.4 | 90.5 | 89.1 |
| 平成22年 | 1～3月末 (Q1) | 94.6 | 82.9 | 107.9 | 99.8 | 100.3 | 90.8 | 80.9 | 102.1 | 102.9 |
| | 4～6月末 (Q2) | 95.0 | 84.1 | 107.9 | 89.7 | 103.7 | 93.6 | 83.1 | 100.9 | 103.4 |
| 平成21年 | 6月 (Jun) | 94.3 | 119.9 | 92.4 | 71.4 | 79.0 | 74.4 | 86.2 | 87.1 | 75.8 |
| | 7月 (Jul) | 92.7 | 114.8 | 92.5 | 74.2 | 76.7 | 76.7 | 84.5 | 86.7 | 77.4 |
| | 8月 (Aug) | 92.4 | 109.4 | 97.7 | 72.6 | 76.6 | 77.5 | 83.0 | 88.4 | 79.6 |
| | 9月 (Sep) | 91.7 | 106.8 | 92.8 | 81.4 | 77.2 | 77.6 | 82.0 | 86.1 | 83.8 |
| | 10月 (Oct) | 90.0 | 103.1 | 92.8 | 82.3 | 77.6 | 76.7 | 80.2 | 86.0 | 84.6 |
| | 11月 (Nov) | 91.2 | 100.3 | 95.4 | 84.6 | 80.0 | 79.1 | 78.8 | 88.9 | 86.3 |
| | 12月 (Dec) | 91.5 | 96.0 | 96.2 | 86.8 | 83.2 | 82.6 | 78.4 | 90.5 | 89.1 |
| 平成22年 | 1月 (Jan) | 90.5 | 92.1 | 99.4 | 86.9 | 81.5 | 76.7 | 78.3 | 91.3 | 89.1 |
| | 2月 (Feb) | 96.2 | 88.6 | 113.0 | 90.5 | 92.0 | 90.3 | 78.3 | 104.3 | 96.1 |
| | 3月 (Mar) | 94.6 | 82.9 | 107.9 | 99.8 | 100.3 | 90.8 | 80.9 | 102.1 | 102.9 |
| | 4月 (Apr) | 97.3 | 85.2 | 107.3 | 106.6 | 105.9 | 94.2 | 82.0 | 101.4 | 110.7 |
| | 5月 (May) | 95.1 | 84.3 | 108.3 | 95.7 | 101.4 | 91.8 | 81.4 | 99.9 | 106.7 |
| | 6月 (Jun) | 95.0 | 84.1 | 107.9 | 89.7 | 103.7 | 93.6 | 83.1 | 100.9 | 103.4 |
| | 7月 (Jul) | 95.6 | 91.3 | 103.4 | 91.9 | 95.3 | 95.9 | 86.8 | 96.7 | 101.9 |
| | 8月 (Aug) | 92.6 | 87.5 | 103.6 | 88.6 | 88.3 | 88.8 | 85.6 | 95.1 | 95.0 |
| 前月比 | Ratio to PM | ▲ 3.1 | ▲ 4.2 | 0.2 | ▲ 3.6 | ▲ 7.3 | ▲ 7.4 | ▲ 1.4 | ▲ 1.7 | ▲ 6.8 |

（平成１７年＝１００）

（ ２００５ ＝１００）

| 非鉄金属工業 Non-ferrous metals | 非鉄金属地金 Non-ferrous metal | 伸銅・アルミニウム圧延製品 Copper and copper-base alloys and aluminum rolling products | 電線・ケーブル Electric wires and cables | 金属製品工業 Fabricated metals | 建築用金属製品 Metal products of building | 暖ちゅう房熱機器 Equipment for heating and kitchen | その他の金属製品 Other metal products |
|---|---|---|---|---|---|---|---|
| 276.5 | 73.0 | 113.7 | 89.8 | 715.5 | 132.9 | 208.8 | 373.8 |
| 102.9 | 100.0 | 99.5 | 109.6 | 85.0 | 74.7 | 75.0 | 94.3 |
| 104.4 | 117.5 | 100.4 | 98.7 | 86.8 | 85.9 | 72.3 | 95.3 |
| 95.6 | 111.4 | 89.8 | 90.0 | 75.7 | 65.9 | 49.1 | 94.0 |
| 94.1 | 109.2 | 84.4 | 94.3 | 87.0 | 86.2 | 68.8 | 97.5 |
| 91.2 | 99.8 | 85.5 | 91.3 | 79.1 | 68.7 | 47.8 | 100.3 |
| 91.2 | 103.7 | 84.2 | 89.9 | 95.9 | 77.3 | 88.8 | 106.5 |
| 89.8 | 98.4 | 83.8 | 90.5 | 96.0 | 74.9 | 92.6 | 105.4 |
| 91.1 | 107.3 | 84.3 | 86.4 | 95.4 | 76.0 | 93.7 | 103.3 |
| 92.1 | 107.8 | 85.1 | 88.1 | 93.0 | 75.4 | 89.1 | 101.5 |
| 88.1 | 95.1 | 84.3 | 87.3 | 92.0 | 70.6 | 90.1 | 100.6 |
| 89.2 | 96.1 | 86.2 | 87.4 | 86.5 | 68.3 | 73.6 | 100.2 |
| 95.6 | 111.4 | 89.8 | 90.0 | 75.7 | 65.9 | 49.1 | 94.0 |
| 95.2 | 117.8 | 87.0 | 87.1 | 75.3 | 65.3 | 46.9 | 94.8 |
| 92.0 | 107.3 | 86.1 | 87.0 | 78.2 | 67.7 | 48.7 | 98.3 |
| 91.2 | 99.8 | 85.5 | 91.3 | 79.1 | 68.7 | 47.8 | 100.3 |
| 91.5 | 94.6 | 85.6 | 96.3 | 79.0 | 70.4 | 52.2 | 97.1 |
| 94.3 | 105.9 | 88.1 | 92.9 | 83.6 | 69.6 | 61.0 | 101.3 |
| 92.6 | 101.9 | 86.2 | 93.1 | 85.7 | 69.8 | 72.2 | 98.9 |
| 91.3 | 94.7 | 88.0 | 92.6 | 85.0 | 68.1 | 77.3 | 95.3 |
| 90.9 | 101.5 | 84.9 | 90.0 | 86.8 | 68.2 | 82.4 | 95.8 |
| ▲ 0.2 | ▲ 5.4 | 0.7 | 4.2 | ▲ 9.0 | ▲ 10.3 | ▲ 12.1 | ▲ 7.3 |
| 92.3 | 109.3 | 84.4 | 88.7 | 90.3 | 76.3 | 77.5 | 102.3 |
| 91.6 | 105.5 | 87.8 | 87.7 | 88.3 | 73.4 | 75.2 | 102.1 |
| 90.2 | 102.9 | 83.9 | 87.5 | 84.7 | 69.1 | 66.5 | 99.0 |
| 90.6 | 93.3 | 87.9 | 91.9 | 84.1 | 70.0 | 58.5 | 100.9 |
| 93.7 | 107.4 | 86.4 | 91.8 | 80.7 | 68.9 | 63.0 | 95.0 |
| 92.3 | 109.3 | 84.4 | 88.7 | 90.3 | 76.3 | 77.5 | 102.3 |
| 91.0 | 104.4 | 84.1 | 89.6 | 89.4 | 73.5 | 76.3 | 103.1 |
| 92.2 | 105.8 | 87.0 | 87.5 | 88.9 | 73.3 | 75.1 | 104.3 |
| 91.6 | 105.5 | 87.8 | 87.7 | 88.3 | 73.4 | 75.2 | 102.1 |
| 89.8 | 100.9 | 84.7 | 87.7 | 87.7 | 70.2 | 77.4 | 100.9 |
| 89.7 | 103.0 | 84.3 | 87.6 | 87.8 | 70.1 | 75.9 | 100.5 |
| 90.2 | 102.9 | 83.9 | 87.5 | 84.7 | 69.1 | 66.5 | 99.0 |
| 91.7 | 106.0 | 84.8 | 87.4 | 81.6 | 66.2 | 60.2 | 96.4 |
| 91.3 | 101.6 | 85.2 | 88.5 | 83.1 | 66.3 | 59.2 | 100.1 |
| 90.6 | 93.3 | 87.9 | 91.9 | 84.1 | 70.0 | 58.5 | 100.9 |
| 94.1 | 102.9 | 86.5 | 96.2 | 80.9 | 70.8 | 58.3 | 96.5 |
| 96.6 | 109.4 | 89.6 | 93.9 | 81.5 | 70.5 | 59.9 | 96.9 |
| 93.7 | 107.4 | 86.4 | 91.8 | 80.7 | 68.9 | 63.0 | 95.0 |
| 92.5 | 100.5 | 88.3 | 91.7 | 79.2 | 66.8 | 63.7 | 93.2 |
| 92.0 | 100.1 | 87.6 | 91.1 | 80.9 | 65.8 | 66.0 | 96.7 |
| ▲ 0.5 | ▲ 0.4 | ▲ 0.8 | ▲ 0.7 | 2.1 | ▲ 1.5 | 3.6 | 3.8 |

Ⅲ 主要製品統計表

＜鉄鋼編＞

1.製品 Historical data by commodities

(1)銑鉄(生産・消費・販売・在庫) Pig iron (Production/Consumption/Sales/Inventory)

(単位:t、Unit: t)

| 年 月 Year and Month | 生産 Production | | | 製鋼用消費 Consumption for steel-making | | | | |
|---|---|---|---|---|---|---|---|---|
| | 合計 Total | 製鋼用銑 Pig iron for steel-making | 鋳物用銑 Foundry pig iron | 計 Total | 製鋼用銑 Pig iron for steel-making | | | 鋳物用銑 Foundry pig iron |
| | | | | | 計 Total | 転炉鋼 LD converters | 電気炉鋼 Electric furnaces | |
| 平成19年 (2007) | 86,770,755 | 86,273,274 | 497,481 | 86,788,694 | 86,753,585 | 85,818,967 | 934,618 | 35,109 |
| 20 (2008) | 86,171,136 | 85,599,251 | 571,885 | 85,475,123 | 85,439,130 | 84,685,223 | 753,907 | 35,993 |
| 21 (2009) | 66,942,610 | 66,783,027 | 159,583 | 66,004,392 | 65,988,676 | 65,648,635 | 340,041 | 15,716 |
| 平成20年度 (08FY) | 78,496,686 | 77,986,753 | 509,933 | 76,826,855 | 76,795,574 | 76,212,823 | 582,751 | 31,281 |
| 21 (09FY) | 72,526,186 | 72,334,599 | 191,587 | 72,369,851 | 72,350,356 | 71,983,198 | 367,158 | 19,495 |
| 平成21年 4～6月 (Q2) | 14,357,914 | 14,316,445 | 41,469 | 13,878,598 | 13,875,636 | 13,798,318 | 77,318 | 2,962 |
| 7～9 (Q3) | 17,975,440 | 17,948,739 | 26,701 | 18,152,312 | 18,148,658 | 18,053,614 | 95,044 | 3,654 |
| 10～12 (Q4) | 20,118,284 | 20,076,323 | 41,961 | 20,294,339 | 20,289,318 | 20,198,339 | 90,979 | 5,021 |
| 22 1～3 (Q1) | 20,074,548 | 19,993,092 | 81,456 | 20,044,602 | 20,036,744 | 19,932,927 | 103,817 | 7,858 |
| 4～6 (Q2) | 20,689,286 | 20,614,883 | 74,403 | 20,620,101 | 20,613,673 | 20,491,942 | 121,731 | 6,428 |
| 平成21年 6月 (Jun) | 5,098,942 | 5,089,311 | 9,631 | 5,023,475 | 5,022,480 | 4,995,225 | 27,255 | 995 |
| 7 (Jul) | 5,686,689 | 5,679,624 | 7,065 | 5,730,081 | 5,729,018 | 5,698,219 | 30,799 | 1,063 |
| 8 (Aug) | 6,239,892 | 6,227,600 | 12,292 | 6,311,704 | 6,310,652 | 6,280,193 | 30,459 | 1,052 |
| 9 (Sep) | 6,048,859 | 6,041,515 | 7,344 | 6,110,527 | 6,108,988 | 6,075,202 | 33,786 | 1,539 |
| 10 (Oct) | 6,613,872 | 6,602,057 | 11,815 | 6,653,161 | 6,651,488 | 6,617,303 | 34,185 | 1,673 |
| 11 (Nov) | 6,660,026 | 6,648,342 | 11,684 | 6,743,680 | 6,742,101 | 6,712,949 | 29,152 | 1,579 |
| 12 (Dec) | 6,844,386 | 6,825,924 | 18,462 | 6,897,498 | 6,895,729 | 6,868,087 | 27,642 | 1,769 |
| 22 1 (Jan) | 6,788,550 | 6,762,512 | 26,038 | 6,767,133 | 6,764,640 | 6,730,480 | 34,160 | 2,493 |
| 2 (Feb) | 6,273,046 | 6,249,416 | 23,630 | 6,258,286 | 6,255,859 | 6,223,310 | 32,549 | 2,427 |
| 3 (Mar) | 7,012,952 | 6,981,164 | 31,788 | 7,019,183 | 7,016,245 | 6,979,137 | 37,108 | 2,938 |
| 4 (Apr) | 6,681,601 | 6,651,143 | 30,458 | 6,627,610 | 6,625,621 | 6,584,926 | 40,695 | 1,989 |
| 5 (May) | 7,167,695 | 7,145,564 | 22,131 | 7,131,821 | 7,129,504 | 7,088,415 | 41,089 | 2,317 |
| 6 (Jun) | 6,839,990 | 6,818,176 | 21,814 | 6,860,670 | 6,858,548 | 6,818,601 | 39,947 | 2,122 |
| 7 (Jul) | 7,084,829 | 7,048,204 | 36,625 | 6,982,744 | 6,979,934 | 6,944,413 | 35,521 | 2,810 |
| 8 (Aug) | 6,844,242 | 6,819,630 | 24,612 | 6,726,321 | 6,724,086 | 6,690,376 | 33,710 | 2,235 |
| 前年同月比 Ratio to SM | 9.7 | 9.5 | 100.2 | 6.6 | 6.6 | 6.5 | 10.7 | 112.5 |

(単位:t、Unit: t)

| 年 月 Year and Month | 販売 Sales | | | 在庫 Inventory | | |
|---|---|---|---|---|---|---|
| | 計 Total | 製鋼用銑 Pig iron for steel-making | 鋳物用銑 Foundry pig iron | 計 Total | 製鋼用銑 Pig iron for steel-making | 鋳物用銑 Foundry pig iron |
| 平成19年 (2007) | 4,296,644 | 3,743,017 | 553,627 | 950,102 | 872,976 | 77,126 |
| 20 (2008) | 4,197,992 | 3,649,149 | 548,843 | 1,110,833 | 1,021,410 | 89,423 |
| 21 (2009) | 3,511,857 | 3,315,857 | 196,000 | 956,805 | 908,920 | 47,885 |
| 平成20年度 (08FY) | 3,721,171 | 3,282,378 | 438,793 | 1,594,064 | 1,501,511 | 92,553 |
| 21 (09FY) | 3,820,280 | 3,578,714 | 241,566 | 762,258 | 722,873 | 39,385 |
| 平成21年 4～6月 (Q2) | 922,734 | 879,659 | 43,075 | 1,625,377 | 1,535,212 | 90,165 |
| 7～9 (Q3) | 987,831 | 940,079 | 47,752 | 1,115,647 | 1,046,586 | 69,061 |
| 10～12 (Q4) | 943,979 | 881,797 | 62,182 | 956,805 | 908,920 | 47,885 |
| 22 1～3 (Q1) | 965,736 | 877,179 | 88,557 | 762,258 | 722,873 | 39,385 |
| 4～6 (Q2) | 905,025 | 826,685 | 78,340 | 727,337 | 692,853 | 34,484 |
| 平成21年 6月 (Jun) | 360,954 | 344,581 | 16,373 | 1,625,377 | 1,535,212 | 90,165 |
| 7 (Jul) | 332,016 | 316,162 | 15,854 | 1,455,583 | 1,374,349 | 81,234 |
| 8 (Aug) | 318,426 | 302,901 | 15,525 | 1,294,423 | 1,216,596 | 77,827 |
| 9 (Sep) | 337,389 | 321,016 | 16,373 | 1,115,647 | 1,046,586 | 69,061 |
| 10 (Oct) | 321,922 | 300,087 | 21,835 | 1,085,406 | 1,026,709 | 58,697 |
| 11 (Nov) | 301,664 | 281,276 | 20,388 | 1,059,371 | 1,009,463 | 49,908 |
| 12 (Dec) | 320,393 | 300,434 | 19,959 | 956,805 | 908,920 | 47,885 |
| 22 1 (Jan) | 305,128 | 283,395 | 21,733 | 923,372 | 872,233 | 51,139 |
| 2 (Feb) | 300,075 | 270,984 | 29,091 | 857,752 | 812,751 | 45,001 |
| 3 (Mar) | 360,533 | 322,800 | 37,733 | 762,258 | 722,873 | 39,385 |
| 4 (Apr) | 337,890 | 304,039 | 33,851 | 822,890 | 787,150 | 35,740 |
| 5 (May) | 303,646 | 283,050 | 20,596 | 805,822 | 769,292 | 36,530 |
| 6 (Jun) | 263,489 | 239,596 | 23,893 | 727,337 | 692,853 | 34,484 |
| 7 (Jul) | 297,990 | 269,883 | 28,107 | 766,395 | 724,442 | 41,953 |
| 8 (Aug) | 298,805 | 277,250 | 21,555 | 846,323 | 801,923 | 44,400 |
| 前年同月比 Ratio to SM | ▲ 6.2 | ▲ 8.5 | 38.8 | ▲ 34.6 | ▲ 34.1 | ▲ 43.0 |

(2)フェロアロイ(生産) Ferro-alloys (Production)

(単位:t、Unit: t)

| 年 月 Year and Month | 合 計 Grand total | フェロマンガン Ferro-manganese 計 Total | 高炭素 High-carbon ferro-manganese | 低炭素 Low-carbon ferro-manganese | シリコマンガン Silico-manganese | フェロシリコン Ferro-silicon | フェロクロム Ferro-chromium 計 Total |
|---|---|---|---|---|---|---|---|
| 平成19年 (2007) | 858,331 | 420,151 | 312,330 | 107,821 | 52,901 | − | 12,016 |
| 20 (2008) | 827,823 | 431,181 | 323,500 | 107,681 | 58,884 | − | 13,888 |
| 21 (2009) | 722,277 | 361,375 | 283,220 | 78,155 | 49,205 | − | 7,698 |
| 平成20年度 (08FY) | 796,656 | 427,139 | 323,712 | 103,427 | 55,249 | − | 11,644 |
| 21 (09FY) | 763,499 | 370,596 | 286,281 | 84,315 | 51,528 | − | 11,368 |
| 平成21年 4～6月 (Q2) | 188,498 | 87,732 | 72,041 | 15,691 | 15,825 | − | 2,538 |
| 7～9 (Q3) | 153,126 | 58,613 | 46,680 | 11,933 | 12,916 | − | 1,645 |
| 10～12 (Q4) | 211,954 | 120,366 | 92,438 | 27,928 | 9,874 | − | 2,953 |
| 22 1～3 (Q1) | 209,921 | 103,885 | 75,122 | 28,763 | 12,913 | − | 4,232 |
| 4～6 (Q2) | 228,917 | 118,226 | 88,375 | 29,851 | 16,475 | − | 3,761 |
| 平成21年 6月 (Jun) | 60,522 | 27,145 | 22,115 | 5,030 | 5,309 | − | 575 |
| 7 (Jul) | 47,949 | 15,630 | 12,322 | 3,308 | 5,336 | − | 525 |
| 8 (Aug) | 53,514 | 24,388 | 20,854 | 3,534 | 3,423 | − | 599 |
| 9 (Sep) | 51,663 | 18,595 | 13,504 | 5,091 | 4,157 | − | 521 |
| 10 (Oct) | 65,068 | 36,906 | 28,548 | 8,358 | 3,834 | − | 972 |
| 11 (Nov) | 71,265 | 42,447 | 33,299 | 9,148 | 2,825 | − | 1,028 |
| 12 (Dec) | 75,621 | 41,013 | 30,591 | 10,422 | 3,215 | − | 953 |
| 22 1 (Jan) | 68,854 | 35,290 | 25,267 | 10,023 | 4,483 | − | 1,331 |
| 2 (Feb) | 64,261 | 29,201 | 20,365 | 8,836 | 5,114 | − | 1,263 |
| 3 (Mar) | 76,806 | 39,394 | 29,490 | 9,904 | 3,316 | − | 1,638 |
| 4 (Apr) | 76,135 | 37,929 | 28,976 | 8,953 | 4,835 | − | 1,147 |
| 5 (May) | 78,204 | 44,055 | 33,464 | 10,591 | 3,446 | − | 1,267 |
| 6 (Jun) | 74,578 | 36,242 | 25,935 | 10,307 | 8,194 | − | 1,347 |
| 7 (Jul) | 72,274 | 38,202 | 28,496 | 9,706 | 2,063 | − | 1,293 |
| 8 (Aug) | 66,133 | 29,890 | 20,529 | 9,361 | 4,502 | − | 1,331 |
| 前年同月比 Ratio to SM | 23.6 | 22.6 | ▲ 1.6 | 164.9 | 31.5 | − | 122.2 |

(単位:t、Unit: t)

| 年 月 Year and Month | フェロクロム Ferro-chromium 高炭素 High-carbon ferro-chromium | 低炭素 Low-carbon ferro-chromium | フェロニッケル Ferro-nickel | フェロタングステン Ferro-tungsten | フェロモリブデン Ferro-molybdenum | フェロバナジウム Ferro-vanadium | その他の フェロアロイ Other ferro-alloys |
|---|---|---|---|---|---|---|---|
| 平成19年 (2007) | 308 | 11,708 | 351,503 | − | 4,573 | 3,205 | 13,982 |
| 20 (2008) | − | 13,888 | 301,361 | − | 4,554 | 3,477 | 14,478 |
| 21 (2009) | − | 7,698 | 284,884 | − | 3,598 | 2,560 | 12,957 |
| 平成20年度 (08FY) | − | 11,644 | 282,338 | − | 4,226 | 2,715 | 13,345 |
| 21 (09FY) | − | 11,368 | 309,389 | − | 3,852 | 3,398 | 13,368 |
| 平成21年 4～6月 (Q2) | − | 2,538 | 77,903 | − | 786 | 495 | 3,219 |
| 7～9 (Q3) | − | 1,645 | 75,759 | − | 976 | 792 | 2,425 |
| 10～12 (Q4) | − | 2,953 | 72,132 | − | 1,075 | 968 | 4,586 |
| 22 1～3 (Q1) | − | 4,232 | 83,595 | − | 1,015 | 1,143 | 3,138 |
| 4～6 (Q2) | − | 3,761 | 83,902 | − | 1,203 | 894 | 4,456 |
| 平成21年 6月 (Jun) | − | 575 | 25,585 | − | 301 | 169 | 1,438 |
| 7 (Jul) | − | 525 | 25,222 | − | 314 | 296 | 626 |
| 8 (Aug) | − | 599 | 23,642 | − | 290 | 267 | 905 |
| 9 (Sep) | − | 521 | 26,895 | − | 372 | 229 | 894 |
| 10 (Oct) | − | 972 | 21,228 | − | 310 | 405 | 1,413 |
| 11 (Nov) | − | 1,028 | 22,830 | − | 316 | 435 | 1,384 |
| 12 (Dec) | − | 953 | 28,074 | − | 449 | 128 | 1,789 |
| 22 1 (Jan) | − | 1,331 | 26,158 | − | 287 | 401 | 904 |
| 2 (Feb) | − | 1,263 | 26,797 | − | 353 | 396 | 1,137 |
| 3 (Mar) | − | 1,638 | 30,640 | − | 375 | 346 | 1,097 |
| 4 (Apr) | − | 1,147 | 30,141 | − | 427 | 201 | 1,455 |
| 5 (May) | − | 1,267 | 27,419 | − | 333 | 265 | 1,419 |
| 6 (Jun) | − | 1,347 | 26,342 | − | 443 | 428 | 1,582 |
| 7 (Jul) | − | 1,293 | 28,919 | − | 386 | 427 | 984 |
| 8 (Aug) | − | 1,331 | 28,871 | − | 379 | 361 | 799 |
| 前年同月比 Ratio to SM | − | 122.2 | 22.1 | − | 30.7 | 35.2 | ▲ 11.7 |

(3) 粗鋼（生産・消費・在庫） Crude steel (Production/Consumption/Inventory)

① 圧延、鍛鋼、鋳鋼別生産 Production classified by rolling or casting

（単位:t、Unit: t）

| 年 月 Year and Month | 粗 鋼 Crude steel | | | | | | | | |
|---|---|---|---|---|---|---|---|---|---|
| | 合計 Grand total | 普通鋼 Ordinary crude steel | 特殊鋼 Special crude steel | 圧延用鋼塊 Steel ingots for rolling | | | | | |
| | | | | 計 Total | 普通鋼 Ordinary crude steel | 特殊鋼 Special crude steel | インゴットケースによるもの By ingot-case | | |
| | | | | | | | 計 Total | 普通鋼 Ordinary crude steel | 特殊鋼 Special crude steel |
| 平成19年 (2007) | 120,202,937 | 94,078,631 | 26,124,306 | 119,002,807 | 93,697,204 | 25,305,603 | 1,260,355 | 166,001 | 1,094,354 |
| 20 (2008) | 118,739,328 | 92,572,178 | 26,167,150 | 117,507,637 | 92,176,778 | 25,330,859 | 1,260,645 | 170,576 | 1,090,069 |
| 21 (2009) | 87,534,137 | 71,407,407 | 16,126,730 | 86,685,913 | 71,148,765 | 15,537,148 | 574,089 | 108,840 | 465,249 |
| 平成20年度 (08FY) | 105,500,382 | 83,270,284 | 22,230,098 | 104,343,543 | 82,894,488 | 21,449,055 | 1,060,524 | 157,055 | 903,469 |
| 21 (09FY) | 96,448,683 | 77,592,900 | 18,855,783 | 95,617,704 | 77,356,447 | 18,261,257 | 640,373 | 107,692 | 532,681 |
| 平成21年 4～6月 (Q2) | 19,093,436 | 15,835,027 | 3,258,409 | 18,888,080 | 15,771,639 | 3,116,441 | 120,085 | 21,401 | 98,684 |
| 7～9 (Q3) | 24,235,771 | 19,861,120 | 4,374,651 | 24,041,358 | 19,802,974 | 4,238,384 | 137,299 | 23,289 | 114,010 |
| 10～12 (Q4) | 26,608,707 | 21,113,986 | 5,494,721 | 26,395,559 | 21,054,601 | 5,340,958 | 185,497 | 33,502 | 151,995 |
| 22 1～3 (Q1) | 26,510,769 | 20,782,767 | 5,728,002 | 26,292,707 | 20,727,233 | 5,565,474 | 197,492 | 29,500 | 167,992 |
| 4～6 (Q2) | 28,066,793 | 21,844,664 | 6,222,129 | 27,828,272 | 21,781,689 | 6,046,583 | 257,721 | 31,135 | 226,586 |
| 平成21年 6月 (Jun) | 6,882,631 | 5,689,612 | 1,193,019 | 6,813,125 | 5,667,823 | 1,145,302 | 42,919 | 8,401 | 34,518 |
| 7 (Jul) | 7,660,070 | 6,276,740 | 1,383,330 | 7,591,600 | 6,256,459 | 1,335,141 | 49,089 | 9,231 | 39,858 |
| 8 (Aug) | 8,306,944 | 6,821,505 | 1,485,439 | 8,248,661 | 6,802,885 | 1,445,776 | 43,168 | 7,683 | 35,485 |
| 9 (Sep) | 8,268,757 | 6,762,875 | 1,505,882 | 8,201,097 | 6,743,630 | 1,457,467 | 45,042 | 6,375 | 38,667 |
| 10 (Oct) | 8,800,501 | 7,062,378 | 1,738,123 | 8,727,134 | 7,041,979 | 1,685,155 | 59,852 | 10,612 | 49,240 |
| 11 (Nov) | 8,857,519 | 7,014,415 | 1,843,104 | 8,784,549 | 6,994,817 | 1,789,732 | 59,803 | 11,494 | 48,309 |
| 12 (Dec) | 8,950,687 | 7,037,193 | 1,913,494 | 8,883,876 | 7,017,805 | 1,866,071 | 65,842 | 11,396 | 54,446 |
| 22 1 (Jan) | 8,724,015 | 6,944,962 | 1,779,053 | 8,655,348 | 6,927,363 | 1,727,985 | 63,161 | 9,977 | 53,184 |
| 2 (Feb) | 8,445,362 | 6,613,712 | 1,831,650 | 8,374,391 | 6,595,371 | 1,779,020 | 62,503 | 8,118 | 54,385 |
| 3 (Mar) | 9,341,392 | 7,224,093 | 2,117,299 | 9,262,968 | 7,204,499 | 2,058,469 | 71,828 | 11,405 | 60,423 |
| 4 (Apr) | 8,986,789 | 7,013,176 | 1,973,613 | 8,910,133 | 6,992,501 | 1,917,632 | 74,141 | 8,595 | 65,546 |
| 5 (May) | 9,723,691 | 7,577,233 | 2,146,458 | 9,647,264 | 7,558,387 | 2,088,877 | 90,870 | 13,522 | 77,348 |
| 6 (Jun) | 9,356,313 | 7,254,255 | 2,102,058 | 9,270,875 | 7,230,801 | 2,040,074 | 92,710 | 9,018 | 83,692 |
| 7 (Jul) | 9,222,818 | 7,096,279 | 2,126,539 | 9,137,864 | 7,073,722 | 2,064,142 | 83,724 | 11,008 | 72,716 |
| 8 (Aug) | 8,898,201 | 6,961,558 | 1,936,643 | 8,824,440 | 6,940,520 | 1,883,920 | 77,090 | 7,729 | 69,361 |
| 前年同月比 Ratio to SM | 7.1 | 2.1 | 30.4 | 7.0 | 2.0 | 30.3 | 78.6 | 0.6 | 95.5 |

（単位:t、Unit: t）

| 年 月 Year and Month | 粗 鋼 Crude steel | | | | | | |
|---|---|---|---|---|---|---|---|
| | 圧延用鋼塊 Steel ingots for rolling | | | | | | |
| | 連続鋳造によるもの By continuous casting | | | | | | |
| | 計 Total | 普通鋼 Ordinary crude steel | | | 特殊鋼 Special steels of crude steel | | |
| | | 計 Total | 転炉 LD converters | 電気炉 Electric furnaces | 計 Total | 転炉 LD converters | 電気炉 Electric furnaces |
| 平成19年 (2007) | 117,742,452 | 93,531,203 | 71,384,538 | 22,146,665 | 24,211,249 | 17,416,465 | 6,794,784 |
| 20 (2008) | 116,246,992 | 92,006,202 | 70,992,195 | 21,014,007 | 24,240,790 | 17,863,611 | 6,377,179 |
| 21 (2009) | 86,111,824 | 71,039,925 | 56,924,560 | 14,115,365 | 15,071,899 | 11,160,215 | 3,911,684 |
| 平成20年度 (08FY) | 103,283,019 | 82,737,433 | 64,072,811 | 18,664,622 | 20,545,586 | 15,360,426 | 5,185,160 |
| 21 (09FY) | 94,977,331 | 77,248,755 | 62,536,531 | 14,712,224 | 17,728,576 | 12,976,899 | 4,751,677 |
| 平成21年 4～6月 (Q2) | 18,767,995 | 15,750,238 | 12,042,053 | 3,708,185 | 3,017,757 | 2,183,049 | 834,708 |
| 7～9 (Q3) | 23,904,059 | 19,779,685 | 16,036,841 | 3,742,844 | 4,124,374 | 2,973,348 | 1,151,026 |
| 10～12 (Q4) | 26,210,062 | 21,021,099 | 17,413,598 | 3,607,501 | 5,188,963 | 3,800,789 | 1,388,174 |
| 22 1～3 (Q1) | 26,095,215 | 20,697,733 | 17,044,039 | 3,653,694 | 5,397,482 | 4,019,713 | 1,377,769 |
| 4～6 (Q2) | 27,570,551 | 21,750,554 | 17,434,559 | 4,315,995 | 5,819,997 | 4,221,366 | 1,598,631 |
| 平成21年 6月 (Jun) | 6,770,206 | 5,659,422 | 4,411,390 | 1,248,032 | 1,110,784 | 772,481 | 338,303 |
| 7 (Jul) | 7,542,511 | 6,247,228 | 5,063,089 | 1,184,139 | 1,295,283 | 932,315 | 362,968 |
| 8 (Aug) | 8,205,493 | 6,795,202 | 5,545,613 | 1,249,589 | 1,410,291 | 1,041,852 | 368,439 |
| 9 (Sep) | 8,156,055 | 6,737,255 | 5,428,139 | 1,309,116 | 1,418,800 | 999,181 | 419,619 |
| 10 (Oct) | 8,667,282 | 7,031,367 | 5,756,724 | 1,274,643 | 1,635,915 | 1,197,387 | 438,528 |
| 11 (Nov) | 8,724,746 | 6,983,323 | 5,760,665 | 1,222,658 | 1,741,423 | 1,262,716 | 478,707 |
| 12 (Dec) | 8,818,034 | 7,006,409 | 5,896,209 | 1,110,200 | 1,811,625 | 1,340,686 | 470,939 |
| 22 1 (Jan) | 8,592,187 | 6,917,386 | 5,814,799 | 1,102,587 | 1,674,801 | 1,276,272 | 398,529 |
| 2 (Feb) | 8,311,888 | 6,587,253 | 5,342,055 | 1,245,198 | 1,724,635 | 1,260,101 | 464,534 |
| 3 (Mar) | 9,191,140 | 7,193,094 | 5,887,185 | 1,305,909 | 1,998,046 | 1,483,340 | 514,706 |
| 4 (Apr) | 8,835,992 | 6,983,906 | 5,612,097 | 1,371,809 | 1,852,086 | 1,363,497 | 488,589 |
| 5 (May) | 9,556,394 | 7,544,865 | 6,022,747 | 1,522,118 | 2,011,529 | 1,464,936 | 546,593 |
| 6 (Jun) | 9,178,165 | 7,221,783 | 5,799,715 | 1,422,068 | 1,956,382 | 1,392,933 | 563,449 |
| 7 (Jul) | 9,054,140 | 7,062,714 | 5,809,495 | 1,253,219 | 1,991,426 | 1,485,262 | 506,164 |
| 8 (Aug) | 8,747,350 | 6,932,791 | 5,709,465 | 1,223,326 | 1,814,559 | 1,331,137 | 483,422 |
| 前年同月比 Ratio to SM | 6.6 | 2.0 | 3.0 | ▲ 2.1 | 28.7 | 27.8 | 31.2 |

(3) 粗鋼（生産・消費・在庫）（つづき） Crude steel (Production/Consumption/Inventory)

① 圧延、鍛鋼、鋳鋼別生産（つづき） Production classified by rolling or casting

② 鋼塊の転炉、電気炉別生産

Production classified by LD converters or electric furnaces

（単位：t、Unit: t）

| 年 月 Year and Month | 粗鋼 Crude steel | | | | | | 転炉 LD converters | | |
|---|---|---|---|---|---|---|---|---|---|
| | 鍛鋼用鋼塊 Steel ingots for forging steel | | | 鋳鋼鋳込 Liquid steel for castings | | | | | |
| | 計 Total | 普通鋼 Ordinary crude steel | 特殊鋼 Special crude steel | 計 Total | 普通鋼 Ordinary crude steel | 特殊鋼 Special crude steel | 合計 Grand total | 普通鋼 Ordinary crude steel | 特殊鋼 Special crude steel |
| 平成19年 (2007) | 674,458 | 138,414 | 536,044 | 525,672 | 243,013 | 282,659 | 89,242,363 | 71,540,629 | 17,701,734 |
| 20 (2008) | 688,464 | 136,081 | 552,383 | 543,227 | 259,319 | 283,908 | 89,238,291 | 71,151,419 | 18,086,872 |
| 21 (2009) | 496,997 | 92,699 | 404,298 | 351,227 | 165,943 | 185,284 | 68,337,358 | 57,028,592 | 11,308,766 |
| 平成20年度 (08FY) | 656,581 | 136,789 | 519,792 | 500,258 | 239,007 | 261,251 | 79,793,315 | 64,222,980 | 15,570,335 |
| 21 (09FY) | 488,604 | 75,693 | 412,911 | 342,375 | 160,760 | 181,615 | 75,748,472 | 62,632,117 | 13,116,355 |
| 平成21年 4～6月 (Q2) | 117,203 | 21,808 | 95,395 | 88,153 | 41,580 | 46,573 | 14,277,934 | 12,063,582 | 2,214,352 |
| 7～9 (Q3) | 114,626 | 19,859 | 94,767 | 79,787 | 38,287 | 41,500 | 19,060,809 | 16,058,610 | 3,002,199 |
| 10～12 (Q4) | 125,499 | 18,046 | 107,453 | 87,649 | 41,339 | 46,310 | 21,283,201 | 17,441,798 | 3,841,403 |
| 22 1～3 (Q1) | 131,276 | 15,980 | 115,296 | 86,786 | 39,554 | 47,232 | 21,126,528 | 17,068,127 | 4,058,401 |
| 4～6 (Q2) | 141,555 | 15,306 | 126,249 | 96,966 | 47,669 | 49,297 | 21,727,048 | 17,459,395 | 4,267,653 |
| 平成21年 6月 (Jun) | 40,595 | 7,539 | 33,056 | 28,911 | 14,250 | 14,661 | 5,201,289 | 4,419,725 | 781,564 |
| 7 (Jul) | 40,739 | 6,941 | 33,798 | 27,731 | 13,340 | 14,391 | 6,015,918 | 5,072,015 | 943,903 |
| 8 (Aug) | 33,019 | 6,572 | 26,447 | 25,264 | 12,048 | 13,216 | 6,603,383 | 5,552,951 | 1,050,432 |
| 9 (Sep) | 40,868 | 6,346 | 34,522 | 26,792 | 12,899 | 13,893 | 6,441,508 | 5,433,644 | 1,007,864 |
| 10 (Oct) | 43,112 | 6,329 | 36,783 | 30,255 | 14,070 | 16,185 | 6,978,680 | 5,765,743 | 1,212,937 |
| 11 (Nov) | 43,580 | 5,970 | 37,610 | 29,390 | 13,628 | 15,762 | 7,044,097 | 5,770,473 | 1,273,624 |
| 12 (Dec) | 38,807 | 5,747 | 33,060 | 28,004 | 13,641 | 14,363 | 7,260,424 | 5,905,582 | 1,354,842 |
| 22 1 (Jan) | 40,630 | 4,412 | 36,218 | 28,037 | 13,187 | 14,850 | 7,114,275 | 5,823,280 | 1,290,995 |
| 2 (Feb) | 43,003 | 5,863 | 37,140 | 27,968 | 12,478 | 15,490 | 6,620,803 | 5,348,507 | 1,272,296 |
| 3 (Mar) | 47,643 | 5,705 | 41,938 | 30,781 | 13,889 | 16,892 | 7,391,450 | 5,896,340 | 1,495,110 |
| 4 (Apr) | 45,450 | 5,839 | 39,611 | 31,206 | 14,836 | 16,370 | 6,996,998 | 5,618,453 | 1,378,545 |
| 5 (May) | 45,524 | 3,915 | 41,609 | 30,903 | 14,931 | 15,972 | 7,513,670 | 6,034,233 | 1,479,437 |
| 6 (Jun) | 50,581 | 5,552 | 45,029 | 34,857 | 17,902 | 16,955 | 7,216,380 | 5,806,709 | 1,409,671 |
| 7 (Jul) | 51,670 | 6,020 | 45,650 | 33,284 | 16,537 | 16,747 | 7,315,562 | 5,818,362 | 1,497,200 |
| 8 (Aug) | 42,570 | 5,548 | 37,022 | 31,191 | 15,490 | 15,701 | 7,061,065 | 5,715,366 | 1,345,699 |
| 前年同月比 Ratio to SM | 28.9 | ▲ 15.6 | 40.0 | 23.5 | 28.6 | 18.8 | 6.9 | 2.9 | 28.1 |

注：転炉鋼及び電気炉鋼の生産には鋼塊のみ計上し、鋳鋼鋳込は含みません。

Note: Production of LD converters and electric furnaces includes only steel ingots ,and does not include liquid steel for castings.

（単位：t、Unit: t）

| 年 月 Year and Month | 転炉 LD converters | | | | | |
|---|---|---|---|---|---|---|
| | 圧延用鋼塊 Steel ingots for rolling | | | 鍛鋼用鋼塊 Steel ingots for forging steel | | |
| | 計 Total | 普通鋼 Ordinary crude steel | 特殊鋼 Special crude steel | 計 Total | 普通鋼 Ordinary crude steel | 特殊鋼 Special crude steel |
| 平成19年 (2007) | 89,219,484 | 71,520,958 | 17,698,526 | 22,879 | 19,671 | 3,208 |
| 20 (2008) | 89,220,201 | 71,133,457 | 18,086,744 | 18,090 | 17,962 | 128 |
| 21 (2009) | 68,325,469 | 57,016,799 | 11,308,670 | 11,889 | 11,793 | 96 |
| 平成20年度 (08FY) | 79,775,343 | 64,205,136 | 15,570,207 | 17,972 | 17,844 | 128 |
| 21 (09FY) | 75,740,959 | 62,624,668 | 13,116,291 | 7,513 | 7,449 | 64 |
| 平成21年 4～6月 (Q2) | 14,274,054 | 12,059,702 | 2,214,352 | 3,880 | 3,880 | – |
| 7～9 (Q3) | 19,057,828 | 16,055,661 | 3,002,167 | 2,981 | 2,949 | 32 |
| 10～12 (Q4) | 21,282,549 | 17,441,178 | 3,841,371 | 652 | 620 | 32 |
| 22 1～3 (Q1) | 21,126,528 | 17,068,127 | 4,058,401 | – | – | – |
| 4～6 (Q2) | 21,727,048 | 17,459,395 | 4,267,653 | – | – | – |
| 平成21年 6月 (Jun) | 5,199,892 | 4,418,328 | 781,564 | 1,397 | 1,397 | – |
| 7 (Jul) | 6,014,676 | 5,070,773 | 943,903 | 1,242 | 1,242 | – |
| 8 (Aug) | 6,602,452 | 5,552,020 | 1,050,432 | 931 | 931 | – |
| 9 (Sep) | 6,440,700 | 5,432,868 | 1,007,832 | 808 | 776 | 32 |
| 10 (Oct) | 6,978,338 | 5,765,433 | 1,212,905 | 342 | 310 | 32 |
| 11 (Nov) | 7,043,942 | 5,770,318 | 1,273,624 | 155 | 155 | – |
| 12 (Dec) | 7,260,269 | 5,905,427 | 1,354,842 | 155 | 155 | – |
| 22 1 (Jan) | 7,114,275 | 5,823,280 | 1,290,995 | – | – | – |
| 2 (Feb) | 6,620,803 | 5,348,507 | 1,272,296 | – | – | – |
| 3 (Mar) | 7,391,450 | 5,896,340 | 1,495,110 | – | – | – |
| 4 (Apr) | 6,996,998 | 5,618,453 | 1,378,545 | – | – | – |
| 5 (May) | 7,513,670 | 6,034,233 | 1,479,437 | – | – | – |
| 6 (Jun) | 7,216,380 | 5,806,709 | 1,409,671 | – | – | – |
| 7 (Jul) | 7,315,562 | 5,818,362 | 1,497,200 | – | – | – |
| 8 (Aug) | 7,061,027 | 5,715,366 | 1,345,661 | 38 | – | 38 |
| 前年同月比 Ratio to SM | 6.9 | 2.9 | 28.1 | ▲ 95.9 | – | – |

(3) 粗鋼（生産・消費・在庫）（つづき） Crude steel (Production/Consumption/Inventory)

② 鋼塊の転炉、電気炉別生産（つづき） Production classified by LD converters or electric furnaces

（単位：t、Unit: t）

| 年 月 Year and Month | | 合計 Grand Total | 普通鋼 Ordinary crude steel | 特殊鋼 Special crude steel | 電気炉 Electric furnace | | | | | |
|---|---|---|---|---|---|---|---|---|---|---|
| | | | | | 圧延用鋼塊 Steel ingots for rolling | | | 鍛鋼用鋼塊 Steel ingots for forging | | |
| | | | | | 計 Total | 普通鋼 Ordinary crude steel | 特殊鋼 Special crude steel | 計 Total | 普通鋼 Ordinary crude steel | 特殊鋼 Special crude steel |
| 平成19年 | (2007) | 30,434,902 | 22,294,989 | 8,139,913 | 29,783,323 | 22,176,246 | 7,607,077 | 651,579 | 118,743 | 532,836 |
| 20 | (2008) | 28,957,810 | 21,161,440 | 7,796,370 | 28,287,436 | 21,043,321 | 7,244,115 | 670,374 | 118,119 | 552,255 |
| 21 | (2009) | 18,845,552 | 14,212,872 | 4,632,680 | 18,360,444 | 14,131,966 | 4,228,478 | 485,108 | 80,906 | 404,202 |
| 平成20年度 | (08FY) | 25,206,809 | 18,808,297 | 6,398,512 | 24,568,200 | 18,689,352 | 5,878,848 | 638,609 | 118,945 | 519,664 |
| 21 | (09FY) | 20,357,836 | 14,800,023 | 5,557,813 | 19,876,745 | 14,731,779 | 5,144,966 | 481,091 | 68,244 | 412,847 |
| 平成21年 4～6月 | (Q2) | 4,727,349 | 3,729,865 | 997,484 | 4,614,026 | 3,711,937 | 902,089 | 113,323 | 17,928 | 95,395 |
| 7～9 | (Q3) | 5,095,175 | 3,764,223 | 1,330,952 | 4,983,530 | 3,747,313 | 1,236,217 | 111,645 | 16,910 | 94,735 |
| 10～12 | (Q4) | 5,237,857 | 3,630,849 | 1,607,008 | 5,113,010 | 3,613,423 | 1,499,587 | 124,847 | 17,426 | 107,421 |
| 22 1～3 | (Q1) | 5,297,455 | 3,675,086 | 1,622,369 | 5,166,179 | 3,659,106 | 1,507,073 | 131,276 | 15,980 | 115,296 |
| 4～6 | (Q2) | 6,242,779 | 4,337,600 | 1,905,179 | 6,101,224 | 4,322,294 | 1,778,930 | 141,555 | 15,306 | 126,249 |
| 平成21年 6月 | (Jun) | 1,652,431 | 1,255,637 | 396,794 | 1,613,233 | 1,249,495 | 363,738 | 39,198 | 6,142 | 33,056 |
| 7 | (Jul) | 1,616,421 | 1,191,385 | 425,036 | 1,576,924 | 1,185,686 | 391,238 | 39,497 | 5,699 | 33,798 |
| 8 | (Aug) | 1,678,297 | 1,256,506 | 421,791 | 1,646,209 | 1,250,865 | 395,344 | 32,088 | 5,641 | 26,447 |
| 9 | (Sep) | 1,800,457 | 1,316,332 | 484,125 | 1,760,397 | 1,310,762 | 449,635 | 40,060 | 5,570 | 34,490 |
| 10 | (Oct) | 1,791,566 | 1,282,565 | 509,001 | 1,748,796 | 1,276,546 | 472,250 | 42,770 | 6,019 | 36,751 |
| 11 | (Nov) | 1,784,032 | 1,230,314 | 553,718 | 1,740,607 | 1,224,499 | 516,108 | 43,425 | 5,815 | 37,610 |
| 12 | (Dec) | 1,662,259 | 1,117,970 | 544,289 | 1,623,607 | 1,112,378 | 511,229 | 38,652 | 5,592 | 33,060 |
| 22 1 | (Jan) | 1,581,703 | 1,108,495 | 473,208 | 1,541,073 | 1,104,083 | 436,990 | 40,630 | 4,412 | 36,218 |
| 2 | (Feb) | 1,796,591 | 1,252,727 | 543,864 | 1,753,588 | 1,246,864 | 506,724 | 43,003 | 5,863 | 37,140 |
| 3 | (Mar) | 1,919,161 | 1,313,864 | 605,297 | 1,871,518 | 1,308,159 | 563,359 | 47,643 | 5,705 | 41,938 |
| 4 | (Apr) | 1,958,585 | 1,379,887 | 578,698 | 1,913,135 | 1,374,048 | 539,087 | 45,450 | 5,839 | 39,611 |
| 5 | (May) | 2,179,118 | 1,528,069 | 651,049 | 2,133,594 | 1,524,154 | 609,440 | 45,524 | 3,915 | 41,609 |
| 6 | (Jun) | 2,105,076 | 1,429,644 | 675,432 | 2,054,495 | 1,424,092 | 630,403 | 50,581 | 5,552 | 45,029 |
| 7 | (Jul) | 1,873,972 | 1,261,380 | 612,592 | 1,822,302 | 1,255,360 | 566,942 | 51,670 | 6,020 | 45,650 |
| 8 | (Aug) | 1,805,945 | 1,230,702 | 575,243 | 1,763,413 | 1,225,154 | 538,259 | 42,532 | 5,548 | 36,984 |
| 前年同月比 Ratio to SM | | 7.6 | ▲ 2.1 | 36.4 | 7.1 | ▲ 2.1 | 36.1 | 32.5 | ▲ 1.6 | 39.8 |

③粗 鋼 消 費 Crude steel Consumption

（単位：t、Unit: t）

| 年 月 Year and Month | | 粗鋼消費 Crude steel Consumption | | | | | | |
|---|---|---|---|---|---|---|---|---|
| | | 合計 Grand total | 鋼塊 Steel ingots | | | 鋳鋼鋳込 Liquid steel for castings | | |
| | | | 計 Total | 普通鋼 Ordinary crude steel | 特殊鋼 Special crude steel | 計 Total | 普通鋼 Ordinary steel for castings | 特殊鋼 Special steel for castings |
| 平成19年 | (2007) | 120,537,914 | 120,006,077 | 93,800,481 | 26,205,596 | 531,837 | 241,688 | 290,149 |
| 20 | (2008) | 119,150,253 | 118,603,786 | 92,291,809 | 26,311,977 | 546,467 | 255,238 | 291,229 |
| 21 | (2009) | 87,755,425 | 87,401,166 | 71,246,107 | 16,155,059 | 354,259 | 162,431 | 191,828 |
| 平成20年度 | (08FY) | 105,814,852 | 105,311,178 | 83,010,517 | 22,300,661 | 503,674 | 235,181 | 268,493 |
| 21 | (09FY) | 96,739,380 | 96,394,411 | 77,440,011 | 18,954,400 | 344,969 | 157,394 | 187,575 |
| 平成21年 4～6月 | (Q2) | 19,133,659 | 19,044,760 | 15,797,379 | 3,247,381 | 88,899 | 40,571 | 48,328 |
| 7～9 | (Q3) | 24,317,047 | 24,236,821 | 19,824,286 | 4,412,535 | 80,226 | 37,454 | 42,772 |
| 10～12 | (Q4) | 26,695,377 | 26,606,831 | 21,073,426 | 5,533,405 | 88,546 | 40,516 | 48,030 |
| 22 1～3 | (Q1) | 26,593,297 | 26,505,999 | 20,744,920 | 5,761,079 | 87,298 | 38,853 | 48,445 |
| 4～6 | (Q2) | 28,148,705 | 28,051,175 | 21,795,735 | 6,255,440 | 97,530 | 46,553 | 50,977 |
| 平成21年 6月 | (Jun) | 6,904,088 | 6,874,919 | 5,677,212 | 1,197,707 | 29,169 | 13,895 | 15,274 |
| 7 | (Jul) | 7,691,137 | 7,663,149 | 6,262,798 | 1,400,351 | 27,988 | 13,035 | 14,953 |
| 8 | (Aug) | 8,331,932 | 8,306,530 | 6,810,441 | 1,496,089 | 25,402 | 11,796 | 13,606 |
| 9 | (Sep) | 8,293,978 | 8,267,142 | 6,751,047 | 1,516,095 | 26,836 | 12,623 | 14,213 |
| 10 | (Oct) | 8,823,644 | 8,793,034 | 7,048,046 | 1,744,988 | 30,610 | 13,770 | 16,840 |
| 11 | (Nov) | 8,887,688 | 8,858,300 | 7,001,240 | 1,857,060 | 29,388 | 13,209 | 16,179 |
| 12 | (Dec) | 8,984,045 | 8,955,497 | 7,024,140 | 1,931,357 | 28,548 | 13,537 | 15,011 |
| 22 1 | (Jan) | 8,744,366 | 8,716,180 | 6,933,201 | 1,782,979 | 28,186 | 13,042 | 15,144 |
| 2 | (Feb) | 8,473,234 | 8,445,072 | 6,601,106 | 1,843,966 | 28,162 | 12,107 | 16,055 |
| 3 | (Mar) | 9,375,697 | 9,344,747 | 7,210,613 | 2,134,134 | 30,950 | 13,704 | 17,246 |
| 4 | (Apr) | 9,012,111 | 8,980,509 | 6,998,519 | 1,981,990 | 31,602 | 14,455 | 17,147 |
| 5 | (May) | 9,748,534 | 9,717,526 | 7,561,002 | 2,156,524 | 31,008 | 14,644 | 16,364 |
| 6 | (Jun) | 9,388,060 | 9,353,140 | 7,236,214 | 2,116,926 | 34,920 | 17,454 | 17,466 |
| 7 | (Jul) | 9,258,082 | 9,224,674 | 7,081,714 | 2,142,960 | 33,408 | 16,228 | 17,180 |
| 8 | (Aug) | 8,922,602 | 8,891,344 | 6,944,937 | 1,946,407 | 31,258 | 15,226 | 16,032 |
| 前年同月比 Ratio to SM | | 7.1 | 7.0 | 2.0 | 30.1 | 23.1 | 29.1 | 17.8 |

④粗 鋼 在 庫 Crude steel inventory

（単位：t、Unit: t）

| 年 月 Year and Month | 粗 鋼 在 庫 Crude steel inventory | | | | | | |
|---|---|---|---|---|---|---|---|
| | 合計 Grand total | 鋼塊 Steel ingots | | | 鋳鋼鋳込 Liquid steel for castings | | |
| | | 計 Total | 普通鋼 Ordinary crude steel | 特殊鋼 Special crude steel | 計 Total | 普通鋼 Ordinary steel for castings | 特殊鋼 Special steel for castings |
| 平成19年 (2007) | 97,785 | 96,283 | 21,962 | 74,321 | 1,502 | 891 | 611 |
| 20 (2008) | 74,124 | 72,691 | 18,247 | 54,444 | 1,433 | 977 | 456 |
| 21 (2009) | 62,499 | 61,577 | 12,658 | 48,919 | 922 | 649 | 273 |
| 平成20年度 (08FY) | 61,442 | 60,309 | 16,423 | 43,886 | 1,133 | 780 | 353 |
| 21 (09FY) | 65,440 | 64,626 | 11,689 | 52,937 | 814 | 539 | 275 |
| 平成21年 4～6月 (Q2) | 63,470 | 62,488 | 13,734 | 48,754 | 982 | 699 | 283 |
| 7～9 (Q3) | 61,353 | 60,429 | 13,180 | 47,249 | 924 | 598 | 326 |
| 10～12 (Q4) | 62,499 | 61,577 | 12,658 | 48,919 | 922 | 649 | 273 |
| 22 1～3 (Q1) | 65,440 | 64,626 | 11,689 | 52,937 | 814 | 539 | 275 |
| 4～6 (Q2) | 77,576 | 76,734 | 12,798 | 63,936 | 842 | 622 | 220 |
| 平成21年 6月 (Jun) | 63,470 | 62,488 | 13,734 | 48,754 | 982 | 699 | 283 |
| 7 (Jul) | 62,079 | 61,130 | 14,612 | 46,518 | 949 | 665 | 284 |
| 8 (Aug) | 60,704 | 59,817 | 13,795 | 46,022 | 887 | 636 | 251 |
| 9 (Sep) | 61,353 | 60,429 | 13,180 | 47,249 | 924 | 598 | 326 |
| 10 (Oct) | 63,755 | 62,743 | 13,561 | 49,182 | 1,012 | 628 | 384 |
| 11 (Nov) | 66,636 | 65,548 | 13,289 | 52,259 | 1,088 | 747 | 341 |
| 12 (Dec) | 62,499 | 61,577 | 12,658 | 48,919 | 922 | 649 | 273 |
| 22 1 (Jan) | 65,066 | 64,244 | 11,419 | 52,825 | 822 | 550 | 272 |
| 2 (Feb) | 64,961 | 64,079 | 11,887 | 52,192 | 882 | 640 | 242 |
| 3 (Mar) | 65,440 | 64,626 | 11,689 | 52,937 | 814 | 539 | 275 |
| 4 (Apr) | 66,663 | 65,806 | 11,272 | 54,534 | 857 | 590 | 267 |
| 5 (May) | 73,193 | 72,404 | 12,817 | 59,587 | 789 | 560 | 229 |
| 6 (Jun) | 77,576 | 76,734 | 12,798 | 63,936 | 842 | 622 | 220 |
| 7 (Jul) | 76,350 | 75,501 | 10,927 | 64,574 | 849 | 564 | 285 |
| 8 (Aug) | 84,362 | 83,533 | 12,478 | 71,055 | 829 | 473 | 356 |
| 前年同月比 Ratio to SM | 39.0 | 39.6 | ▲ 9.5 | 54.4 | ▲ 6.5 | ▲ 25.6 | 41.8 |

(4) 鋼半製品（生産・消費・在庫）

Semi-finished steel (Production/Consumption/Inventory)

（単位：t、Unit: t）

| 年 月 Year and Month | 計 Total | | | 普通鋼 Ordinary steel | | | 特殊鋼 Special steel | | |
|---|---|---|---|---|---|---|---|---|---|
| | 生産 Production | 消費 Consumption | 在庫 Inventory | 生産 Production | 消費 Consumption | 在庫 Inventory | 生産 Production | 消費 Consumption | 在庫 Inventory |
| 平成19年 (2007) | 116,941,386 | 112,817,536 | 3,643,601 | 93,094,512 | 86,652,770 | 2,343,981 | 23,846,874 | 26,164,766 | 1,299,620 |
| 20 (2008) | 115,357,783 | 110,517,652 | 4,226,884 | 91,600,759 | 84,361,044 | 2,981,836 | 23,757,024 | 26,156,608 | 1,245,048 |
| 21 (2009) | 85,359,365 | 80,444,969 | 3,636,151 | 70,757,011 | 64,171,131 | 2,528,458 | 14,602,354 | 16,273,838 | 1,107,693 |
| 平成20年度 (08FY) | 102,320,658 | 97,287,050 | 4,419,038 | 82,352,690 | 75,322,548 | 3,086,541 | 19,967,968 | 21,964,502 | 1,332,497 |
| 21 (09FY) | 94,226,740 | 90,195,918 | 2,989,080 | 76,743,654 | 70,765,030 | 1,946,114 | 17,483,086 | 19,430,888 | 1,042,966 |
| 平成21年 4～6月 (Q2) | 18,624,670 | 17,599,047 | 4,183,979 | 15,715,688 | 14,255,736 | 2,949,673 | 2,908,982 | 3,343,311 | 1,234,306 |
| 7～9 (Q3) | 23,759,495 | 22,479,420 | 3,695,695 | 19,691,271 | 17,928,511 | 2,573,143 | 4,068,224 | 4,550,909 | 1,122,552 |
| 10～12 (Q4) | 26,023,135 | 24,578,501 | 3,636,151 | 20,929,275 | 18,968,373 | 2,528,458 | 5,093,860 | 5,610,128 | 1,107,693 |
| 22 1～3 (Q1) | 25,819,440 | 25,538,950 | 2,989,080 | 20,407,420 | 19,612,410 | 1,946,114 | 5,412,020 | 5,926,540 | 1,042,966 |
| 4～6 (Q2) | 27,402,053 | 26,187,279 | 3,166,037 | 21,633,108 | 19,994,566 | 2,096,844 | 5,768,945 | 6,192,713 | 1,069,193 |
| 平成21年 6月 (Jun) | 6,751,811 | 6,620,066 | 4,183,979 | 5,647,987 | 5,298,002 | 2,949,673 | 1,103,824 | 1,322,064 | 1,234,306 |
| 7 (Jul) | 7,497,293 | 7,225,927 | 3,948,406 | 6,207,562 | 5,803,743 | 2,732,325 | 1,289,731 | 1,422,184 | 1,216,081 |
| 8 (Aug) | 8,158,870 | 7,644,038 | 3,853,243 | 6,767,071 | 6,124,342 | 2,638,624 | 1,391,799 | 1,519,696 | 1,214,619 |
| 9 (Sep) | 8,103,332 | 7,609,455 | 3,695,695 | 6,716,638 | 6,000,426 | 2,573,143 | 1,386,694 | 1,609,029 | 1,122,552 |
| 10 (Oct) | 8,607,015 | 8,268,465 | 3,533,362 | 7,001,055 | 6,472,355 | 2,440,905 | 1,605,960 | 1,796,110 | 1,092,457 |
| 11 (Nov) | 8,664,931 | 8,153,074 | 3,608,891 | 6,948,697 | 6,265,036 | 2,526,177 | 1,716,234 | 1,888,038 | 1,082,714 |
| 12 (Dec) | 8,751,189 | 8,156,962 | 3,636,151 | 6,979,523 | 6,230,982 | 2,528,458 | 1,771,666 | 1,925,980 | 1,107,693 |
| 22 1 (Jan) | 8,552,702 | 8,388,067 | 3,555,127 | 6,886,160 | 6,459,478 | 2,499,769 | 1,666,542 | 1,928,589 | 1,055,358 |
| 2 (Feb) | 8,266,102 | 8,128,937 | 3,361,833 | 6,527,599 | 6,290,599 | 2,313,714 | 1,738,503 | 1,838,338 | 1,048,119 |
| 3 (Mar) | 9,000,636 | 9,021,946 | 2,989,080 | 6,993,661 | 6,862,333 | 1,946,114 | 2,006,975 | 2,159,613 | 1,042,966 |
| 4 (Apr) | 8,776,324 | 8,376,895 | 3,105,999 | 6,945,259 | 6,403,958 | 2,068,443 | 1,831,065 | 1,972,937 | 1,037,556 |
| 5 (May) | 9,462,646 | 8,997,537 | 3,258,998 | 7,505,187 | 6,900,853 | 2,199,274 | 1,957,459 | 2,096,684 | 1,059,724 |
| 6 (Jun) | 9,163,083 | 8,812,847 | 3,166,037 | 7,182,662 | 6,689,755 | 2,096,844 | 1,980,421 | 2,123,092 | 1,069,193 |
| 7 (Jul) | 8,971,232 | 8,470,245 | 3,401,058 | 7,019,086 | 6,346,050 | 2,326,194 | 1,952,146 | 2,124,195 | 1,074,864 |
| 8 (Aug) | 8,674,441 | 8,356,904 | 3,216,493 | 6,895,057 | 6,374,448 | 2,200,634 | 1,779,384 | 1,982,456 | 1,015,859 |
| 前年同月比 Ratio to SM | 6.3 | 9.3 | ▲ 16.5 | 1.9 | 4.1 | ▲ 16.6 | 27.8 | 30.5 | ▲ 16.4 |

(5) 鍛鋼品(打放)(生産・販売・在庫)
Steel forgings( Production/Sales/Inventory)

(単位:t、Unit: t)

| 年　月 Year and Month | 計 Total | | | 普通鋼 Ordinary steel forgings | | | 特殊鋼 Special steel forgings | | |
|---|---|---|---|---|---|---|---|---|---|
| | 生産 Production | 販売 Sales | 在庫 Inventory | 生産 Production | 販売 Sales | 在庫 Inventory | 生産 Production | 販売 Sales | 在庫 Inventory |
| 平成19年 (2007) | 742,106 | 508,179 | 22,279 | 208,110 | 137,889 | 10,079 | 533,996 | 370,290 | 12,200 |
| 20 (2008) | 738,143 | 493,686 | 21,933 | 214,672 | 139,040 | 9,216 | 523,471 | 354,646 | 12,717 |
| 21 (2009) | 493,825 | 280,945 | 16,198 | 124,321 | 63,461 | 7,428 | 369,504 | 217,484 | 8,770 |
| 平成20年度 (08FY) | 667,510 | 428,519 | 17,368 | 188,950 | 115,637 | 7,468 | 478,560 | 312,882 | 9,900 |
| 21 (09FY) | 510,691 | 302,258 | 16,970 | 127,642 | 70,286 | 6,893 | 383,049 | 231,972 | 10,077 |
| 平成21年 4～6月 (Q2) | 114,204 | 62,375 | 15,820 | 27,316 | 14,246 | 6,590 | 86,888 | 48,129 | 9,230 |
| 7～9 (Q3) | 121,832 | 71,671 | 15,320 | 32,102 | 15,966 | 6,929 | 89,730 | 55,705 | 8,391 |
| 10～12 (Q4) | 136,756 | 82,788 | 16,198 | 34,110 | 20,492 | 7,428 | 102,646 | 62,296 | 8,770 |
| 22 1～3 (Q1) | 137,899 | 85,424 | 16,970 | 34,114 | 19,582 | 6,893 | 103,785 | 65,842 | 10,077 |
| 4～6 (Q2) | 154,504 | 93,974 | 18,266 | 41,410 | 23,498 | 8,513 | 113,094 | 70,476 | 9,753 |
| 平成21年 6月 (Jun) | 41,625 | 22,279 | 15,820 | 10,283 | 4,865 | 6,590 | 31,342 | 17,414 | 9,230 |
| 7 (Jul) | 43,533 | 24,270 | 15,120 | 11,005 | 5,327 | 6,001 | 32,528 | 18,943 | 9,119 |
| 8 (Aug) | 34,973 | 20,753 | 15,966 | 9,901 | 4,804 | 6,503 | 25,072 | 15,949 | 9,463 |
| 9 (Sep) | 43,326 | 26,648 | 15,320 | 11,196 | 5,835 | 6,929 | 32,130 | 20,813 | 8,391 |
| 10 (Oct) | 46,874 | 27,923 | 15,520 | 11,936 | 7,074 | 7,252 | 34,938 | 20,849 | 8,268 |
| 11 (Nov) | 45,334 | 27,856 | 15,288 | 11,596 | 6,950 | 7,130 | 33,738 | 20,906 | 8,158 |
| 12 (Dec) | 44,548 | 27,009 | 16,198 | 10,578 | 6,468 | 7,428 | 33,970 | 20,541 | 8,770 |
| 22 1 (Jan) | 41,370 | 26,659 | 16,771 | 10,966 | 6,271 | 7,776 | 30,404 | 20,388 | 8,995 |
| 2 (Feb) | 45,322 | 26,649 | 16,442 | 11,081 | 5,694 | 6,601 | 34,241 | 20,955 | 9,841 |
| 3 (Mar) | 51,207 | 32,116 | 16,970 | 12,067 | 7,617 | 6,893 | 39,140 | 24,499 | 10,077 |
| 4 (Apr) | 53,457 | 30,452 | 16,825 | 14,729 | 7,704 | 6,716 | 38,728 | 22,748 | 10,109 |
| 5 (May) | 46,531 | 30,501 | 16,787 | 13,297 | 7,754 | 7,265 | 33,234 | 22,747 | 9,522 |
| 6 (Jun) | 54,516 | 33,021 | 18,266 | 13,384 | 8,040 | 8,513 | 41,132 | 24,981 | 9,753 |
| 7 (Jul) | 55,736 | 33,498 | 19,779 | 13,936 | 8,136 | 9,207 | 41,800 | 25,362 | 10,572 |
| 8 (Aug) | 44,793 | 30,032 | 18,734 | 12,619 | 8,164 | 8,972 | 32,174 | 21,868 | 9,762 |
| 前年同月比 Ratio to SM | 28.1 | 44.7 | 17.3 | 27.5 | 69.9 | 38.0 | 28.3 | 37.1 | 3.2 |

(6) 鋳鋼品(鋳放)(生産・販売・在庫)
Steel castings (Production/Sales/Inventory)

(単位:t、Unit: t)

| 年　月 Year and Month | 計 Total | | | 普通鋼 Ordinary steel castings | | | 特殊鋼 Special steel castings | | |
|---|---|---|---|---|---|---|---|---|---|
| | 生産 Production | 販売 Sales | 在庫 Inventory | 生産 Production | 販売 Sales | 在庫 Inventory | 生産 Production | 販売 Sales | 在庫 Inventory |
| 平成19年 (2007) | 302,612 | 178,999 | 24,601 | 152,082 | 104,341 | 13,358 | 150,530 | 74,658 | 11,243 |
| 20 (2008) | 309,065 | 176,534 | 24,565 | 158,653 | 103,352 | 13,978 | 150,412 | 73,182 | 10,587 |
| 21 (2009) | 206,766 | 129,054 | 20,517 | 105,168 | 82,763 | 12,060 | 101,598 | 46,291 | 8,457 |
| 平成20年度 (08FY) | 287,813 | 167,772 | 22,659 | 147,531 | 99,963 | 12,727 | 140,282 | 67,809 | 9,932 |
| 21 (09FY) | 198,230 | 124,028 | 18,812 | 101,223 | 79,531 | 10,518 | 97,007 | 44,497 | 8,294 |
| 平成21年 4～6月 (Q2) | 52,771 | 31,705 | 21,903 | 26,711 | 20,219 | 12,828 | 26,060 | 11,486 | 9,075 |
| 7～9 (Q3) | 46,257 | 29,459 | 21,372 | 24,145 | 19,002 | 13,113 | 22,112 | 10,457 | 8,259 |
| 10～12 (Q4) | 50,171 | 31,525 | 20,517 | 25,621 | 20,612 | 12,060 | 24,550 | 10,913 | 8,457 |
| 22 1～3 (Q1) | 49,031 | 31,339 | 18,812 | 24,746 | 19,698 | 10,518 | 24,285 | 11,641 | 8,294 |
| 4～6 (Q2) | 55,311 | 31,945 | 19,425 | 29,531 | 19,384 | 11,084 | 25,780 | 12,561 | 8,341 |
| 平成21年 6月 (Jun) | 17,490 | 10,459 | 21,903 | 9,161 | 6,758 | 12,828 | 8,329 | 3,701 | 9,075 |
| 7 (Jul) | 16,109 | 10,445 | 21,673 | 8,401 | 6,662 | 13,023 | 7,708 | 3,783 | 8,650 |
| 8 (Aug) | 14,707 | 9,287 | 21,376 | 7,685 | 6,055 | 13,094 | 7,022 | 3,232 | 8,282 |
| 9 (Sep) | 15,441 | 9,727 | 21,372 | 8,059 | 6,285 | 13,113 | 7,382 | 3,442 | 8,259 |
| 10 (Oct) | 17,504 | 11,050 | 20,746 | 8,970 | 6,992 | 12,746 | 8,534 | 4,058 | 8,000 |
| 11 (Nov) | 16,813 | 10,164 | 20,831 | 8,433 | 6,571 | 12,690 | 8,380 | 3,593 | 8,141 |
| 12 (Dec) | 15,854 | 10,311 | 20,517 | 8,218 | 7,049 | 12,060 | 7,636 | 3,262 | 8,457 |
| 22 1 (Jan) | 15,977 | 10,484 | 19,855 | 8,276 | 6,728 | 11,346 | 7,701 | 3,756 | 8,509 |
| 2 (Feb) | 15,860 | 10,242 | 19,433 | 7,824 | 6,609 | 10,651 | 8,036 | 3,633 | 8,782 |
| 3 (Mar) | 17,194 | 10,613 | 18,812 | 8,646 | 6,361 | 10,518 | 8,548 | 4,252 | 8,294 |
| 4 (Apr) | 17,669 | 10,351 | 18,670 | 9,047 | 6,226 | 10,546 | 8,622 | 4,125 | 8,124 |
| 5 (May) | 17,723 | 10,547 | 18,476 | 9,441 | 6,459 | 10,383 | 8,282 | 4,088 | 8,093 |
| 6 (Jun) | 19,919 | 11,047 | 19,425 | 11,043 | 6,699 | 11,084 | 8,876 | 4,348 | 8,341 |
| 7 (Jul) | 19,114 | 11,052 | 19,638 | 10,281 | 6,592 | 11,176 | 8,833 | 4,460 | 8,462 |
| 8 (Aug) | 17,533 | 10,559 | 19,490 | 9,634 | 6,645 | 10,989 | 7,899 | 3,914 | 8,501 |
| 前年同月比 Ratio to SM | 19.2 | 13.7 | ▲ 8.8 | 25.4 | 9.7 | ▲ 16.1 | 12.5 | 21.1 | 2.6 |

(7) 普通鋼熱間圧延鋼材(生産・販売・在庫) Ordinary hot-rolled steel (Production/Sales/Inventory )

(単位:t、Unit: t)

| 年 月 Year and Month | 合計 Ordinary hot rolled steel total | | | 軌条(含付属品) Rails (including accessories) | | | 鋼矢板 Sheet pilings | | |
|---|---|---|---|---|---|---|---|---|---|
| | 生産 Production | 販売 Sales | 在庫 Inventory | 生産 Production | 販売 Sales | 在庫 Inventory | 生産 Production | 販売 Sales | 在庫 Inventory |
| 平成19年 (2007) | 86,704,377 | 57,332,059 | 2,831,196 | 498,109 | 490,428 | 33,890 | 819,099 | 810,852 | 47,553 |
| 20 (2008) | 84,299,487 | 56,144,227 | 2,423,733 | 529,467 | 523,720 | 33,642 | 767,813 | 768,756 | 34,590 |
| 21 (2009) | 63,416,561 | 42,674,921 | 2,517,253 | 557,412 | 541,333 | 46,213 | 625,390 | 610,583 | 46,014 |
| 平成20年度 (08FY) | 75,216,293 | 50,710,435 | 2,175,453 | 557,324 | 549,068 | 18,423 | 688,741 | 672,210 | 24,620 |
| 21 (09FY) | 69,833,034 | 45,360,026 | 2,517,754 | 533,465 | 508,805 | 39,795 | 703,804 | 691,523 | 33,581 |
| 平成21年 4～6月 (Q2) | 13,983,962 | 9,370,186 | 2,412,145 | 125,766 | 105,279 | 37,862 | 132,004 | 125,340 | 30,337 |
| 7～9 (Q3) | 17,737,250 | 11,761,646 | 2,368,988 | 140,900 | 133,702 | 44,308 | 140,071 | 136,315 | 33,992 |
| 10～12 (Q4) | 18,660,418 | 11,825,263 | 2,517,253 | 114,491 | 111,460 | 46,213 | 224,753 | 211,619 | 46,014 |
| 22 1～3 (Q1) | 19,451,404 | 12,402,931 | 2,517,754 | 152,308 | 158,364 | 39,795 | 206,976 | 218,249 | 33,581 |
| 4～6 (Q2) | 19,744,795 | 12,559,933 | 2,709,256 | 127,421 | 131,718 | 35,010 | 134,403 | 138,403 | 28,614 |
| 平成21年 6月 (Jun) | 5,241,795 | 3,497,957 | 2,412,145 | 42,284 | 38,865 | 37,862 | 45,844 | 51,208 | 30,337 |
| 7 (Jul) | 5,678,354 | 3,728,947 | 2,424,152 | 46,253 | 38,326 | 45,696 | 43,058 | 34,460 | 38,887 |
| 8 (Aug) | 6,061,545 | 3,861,793 | 2,569,270 | 53,693 | 42,578 | 56,654 | 51,122 | 55,190 | 34,806 |
| 9 (Sep) | 5,997,351 | 4,170,906 | 2,368,988 | 40,954 | 52,798 | 44,308 | 45,891 | 46,665 | 33,992 |
| 10 (Oct) | 6,294,557 | 3,957,137 | 2,445,241 | 37,124 | 35,127 | 45,810 | 70,060 | 56,454 | 47,231 |
| 11 (Nov) | 6,176,185 | 3,914,326 | 2,542,222 | 25,211 | 38,977 | 31,926 | 69,602 | 78,959 | 37,720 |
| 12 (Dec) | 6,189,676 | 3,953,800 | 2,517,253 | 52,156 | 37,356 | 46,213 | 85,091 | 76,206 | 46,014 |
| 22 1 (Jan) | 6,297,429 | 3,828,348 | 2,665,763 | 53,967 | 47,599 | 52,475 | 70,297 | 66,223 | 49,997 |
| 2 (Feb) | 6,181,987 | 3,776,802 | 2,919,271 | 54,654 | 56,271 | 50,592 | 73,228 | 62,148 | 60,081 |
| 3 (Mar) | 6,971,988 | 4,797,781 | 2,517,754 | 43,687 | 54,494 | 39,795 | 63,451 | 89,878 | 33,581 |
| 4 (Apr) | 6,256,285 | 3,858,122 | 2,590,621 | 40,793 | 47,301 | 33,286 | 39,505 | 36,787 | 35,538 |
| 5 (May) | 6,775,628 | 4,344,797 | 2,730,122 | 40,182 | 48,943 | 24,179 | 49,894 | 53,061 | 32,267 |
| 6 (Jun) | 6,712,882 | 4,357,014 | 2,709,256 | 46,446 | 35,474 | 35,010 | 45,004 | 48,555 | 28,614 |
| 7 (Jul) | 6,284,939 | 4,035,582 | 2,585,539 | 72,189 | 41,395 | 65,602 | 32,856 | 35,822 | 25,459 |
| 8 (Aug) | 6,324,443 | 3,864,052 | 2,698,595 | 41,806 | 72,231 | 34,834 | 38,103 | 30,317 | 33,030 |
| 前年同月比 Ratio to SM | 4.3 | 0.1 | 5.0 | ▲ 22.1 | 69.6 | ▲ 38.5 | ▲ 25.5 | ▲ 45.1 | ▲ 5.1 |

(単位:t、Unit: t)

| 年 月 Year and Month | 形鋼 Steel shapes | | | | | | | | |
|---|---|---|---|---|---|---|---|---|---|
| | H形 Wide flange beams | | | 大中小形計 Heavy medium and light shapes total | | | 大形 Heavy shapes | | |
| | 生産 Production | 販売 Sales | 在庫 Inventory | 生産 Production | 販売 Sales | 在庫 Inventory | 生産 Production | 販売 Sales | 在庫 Inventory |
| 平成19年 (2007) | 4,868,280 | 4,839,500 | 209,091 | 3,020,755 | 3,008,649 | 171,017 | 1,541,653 | 1,536,863 | 70,036 |
| 20 (2008) | 4,573,897 | 4,609,161 | 153,304 | 2,783,327 | 2,830,503 | 126,937 | 1,473,729 | 1,479,640 | 62,645 |
| 21 (2009) | 2,944,623 | 2,926,464 | 152,105 | 1,920,708 | 1,922,519 | 126,619 | 1,028,196 | 1,032,455 | 57,674 |
| 平成20年度 (08FY) | 4,032,360 | 4,014,051 | 111,618 | 2,469,671 | 2,519,044 | 101,279 | 1,336,310 | 1,355,164 | 45,961 |
| 21 (09FY) | 3,123,688 | 3,035,229 | 187,296 | 2,011,301 | 2,005,102 | 108,153 | 1,043,035 | 1,041,692 | 46,221 |
| 平成21年 4～6月 (Q2) | 742,058 | 716,508 | 132,379 | 483,381 | 465,990 | 118,581 | 255,216 | 245,051 | 55,736 |
| 7～9 (Q3) | 828,751 | 825,677 | 131,551 | 527,397 | 526,609 | 120,207 | 274,301 | 274,492 | 55,371 |
| 10～12 (Q4) | 764,762 | 743,005 | 152,105 | 485,431 | 478,982 | 126,619 | 257,421 | 254,879 | 57,674 |
| 22 1～3 (Q1) | 788,117 | 750,039 | 187,296 | 515,092 | 533,521 | 108,153 | 256,097 | 267,270 | 46,221 |
| 4～6 (Q2) | 858,872 | 852,253 | 189,904 | 538,471 | 519,217 | 127,323 | 251,288 | 243,603 | 53,551 |
| 平成21年 6月 (Jun) | 273,809 | 273,767 | 132,379 | 173,960 | 177,498 | 118,581 | 91,677 | 93,115 | 55,736 |
| 7 (Jul) | 259,202 | 269,132 | 121,835 | 167,011 | 173,094 | 113,102 | 82,660 | 86,430 | 51,933 |
| 8 (Aug) | 296,135 | 260,533 | 155,651 | 170,458 | 164,501 | 119,181 | 93,521 | 85,340 | 60,049 |
| 9 (Sep) | 273,414 | 296,012 | 131,551 | 189,928 | 189,014 | 120,207 | 98,120 | 102,722 | 55,371 |
| 10 (Oct) | 273,064 | 249,253 | 154,626 | 169,317 | 173,544 | 116,005 | 83,187 | 89,392 | 49,104 |
| 11 (Nov) | 253,542 | 241,333 | 168,038 | 159,061 | 152,344 | 122,662 | 85,349 | 78,883 | 55,432 |
| 12 (Dec) | 238,156 | 252,419 | 152,105 | 157,053 | 153,094 | 126,619 | 88,885 | 86,604 | 57,674 |
| 22 1 (Jan) | 226,264 | 203,905 | 174,205 | 152,752 | 151,670 | 127,691 | 84,188 | 75,073 | 66,764 |
| 2 (Feb) | 261,484 | 226,147 | 208,086 | 176,287 | 174,577 | 129,389 | 88,431 | 91,279 | 63,857 |
| 3 (Mar) | 300,369 | 319,987 | 187,296 | 186,053 | 207,274 | 108,153 | 83,478 | 100,918 | 46,221 |
| 4 (Apr) | 232,789 | 240,931 | 177,966 | 172,475 | 171,914 | 108,781 | 79,728 | 80,470 | 45,379 |
| 5 (May) | 319,704 | 300,416 | 195,399 | 190,396 | 176,297 | 122,747 | 86,516 | 78,649 | 53,032 |
| 6 (Jun) | 306,379 | 310,906 | 189,904 | 175,600 | 171,006 | 127,323 | 85,044 | 84,484 | 53,551 |
| 7 (Jul) | 250,789 | 265,871 | 174,684 | 149,480 | 155,685 | 121,115 | 72,173 | 75,862 | 49,822 |
| 8 (Aug) | 231,477 | 237,426 | 167,589 | 139,109 | 136,800 | 123,352 | 81,278 | 71,039 | 59,995 |
| 前年同月比 Ratio to SM | ▲ 21.8 | ▲ 8.9 | 7.7 | ▲ 18.4 | ▲ 16.8 | 3.5 | ▲ 13.1 | ▲ 16.8 | ▲ 0.1 |

(7) 普通鋼熱間圧延鋼材(生産・販売・在庫)(つづき) Ordinary hot-rolled steel

(単位:t、Unit: t)

| 年 月 Year and Month | 形 鋼 Steel shapes | | | 棒 鋼 Steel bars | | | | | |
|---|---|---|---|---|---|---|---|---|---|
| | 中小形 Medium and light shapes | | | 大形 Heavy bars | | | 中形 Medium bars | | |
| | 生産 Production | 販売 Sales | 在庫 Inventory | 生産 Production | 販売 Sales | 在庫 Inventory | 生産 Production | 販売 Sales | 在庫 Inventory |
| 平成19年 (2007) | 1,479,102 | 1,471,786 | 100,981 | 517,459 | 522,605 | 36,942 | 650,739 | 632,891 | 62,258 |
| 20 (2008) | 1,309,598 | 1,350,863 | 64,292 | 484,555 | 485,780 | 37,186 | 568,715 | 574,910 | 45,036 |
| 21 (2009) | 892,512 | 890,064 | 68,945 | 356,565 | 366,005 | 28,859 | 368,021 | 364,276 | 47,103 |
| 平成20年度 (08FY) | 1,133,361 | 1,163,880 | 55,318 | 459,960 | 457,575 | 28,533 | 501,027 | 506,899 | 40,225 |
| 21 (09FY) | 968,266 | 963,410 | 61,932 | 364,436 | 364,876 | 28,997 | 383,609 | 380,117 | 41,671 |
| 平成21年 4～6月 (Q2) | 228,165 | 220,939 | 62,845 | 90,518 | 89,701 | 29,612 | 86,541 | 82,464 | 44,719 |
| 7～9 (Q3) | 253,096 | 252,117 | 64,836 | 88,852 | 92,024 | 26,831 | 95,186 | 95,598 | 43,034 |
| 10～12 (Q4) | 228,010 | 224,103 | 68,945 | 90,045 | 88,089 | 28,859 | 100,283 | 95,243 | 47,103 |
| 22 1～3 (Q1) | 258,995 | 266,251 | 61,932 | 95,021 | 95,062 | 28,997 | 101,599 | 106,812 | 41,671 |
| 4～6 (Q2) | 287,183 | 275,614 | 73,772 | 97,284 | 93,765 | 32,602 | 122,747 | 115,595 | 48,102 |
| 平成21年 6月 (Jun) | 82,283 | 84,383 | 62,845 | 30,737 | 31,255 | 29,612 | 29,580 | 28,865 | 44,719 |
| 7 (Jul) | 84,351 | 86,664 | 61,169 | 26,375 | 30,708 | 25,562 | 30,797 | 30,870 | 44,753 |
| 8 (Aug) | 76,937 | 79,161 | 59,132 | 27,959 | 29,563 | 23,997 | 31,135 | 31,333 | 44,457 |
| 9 (Sep) | 91,808 | 86,292 | 64,836 | 34,518 | 31,753 | 26,831 | 33,254 | 33,395 | 43,034 |
| 10 (Oct) | 86,130 | 84,152 | 66,901 | 31,803 | 31,637 | 26,963 | 33,151 | 35,072 | 40,062 |
| 11 (Nov) | 73,712 | 73,461 | 67,230 | 28,207 | 28,906 | 26,371 | 35,522 | 32,355 | 43,362 |
| 12 (Dec) | 68,168 | 66,490 | 68,945 | 30,035 | 27,546 | 28,859 | 31,610 | 27,816 | 47,103 |
| 22 1 (Jan) | 68,564 | 76,597 | 60,927 | 28,435 | 28,443 | 28,860 | 34,436 | 30,824 | 50,072 |
| 2 (Feb) | 87,856 | 83,298 | 65,532 | 33,314 | 32,820 | 29,349 | 32,817 | 34,807 | 47,622 |
| 3 (Mar) | 102,575 | 106,356 | 61,932 | 33,272 | 33,799 | 28,997 | 34,346 | 41,181 | 41,671 |
| 4 (Apr) | 92,747 | 91,444 | 63,402 | 32,189 | 30,603 | 30,611 | 37,984 | 37,792 | 41,880 |
| 5 (May) | 103,880 | 97,648 | 69,715 | 31,250 | 30,351 | 31,526 | 43,333 | 38,741 | 45,808 |
| 6 (Jun) | 90,556 | 86,522 | 73,772 | 33,845 | 32,811 | 32,602 | 41,430 | 39,062 | 48,102 |
| 7 (Jul) | 77,307 | 79,823 | 71,293 | 29,786 | 31,648 | 30,596 | 35,950 | 34,451 | 49,086 |
| 8 (Aug) | 57,831 | 65,761 | 63,357 | 27,049 | 28,904 | 28,760 | 31,564 | 31,846 | 48,585 |
| 前年同月比 Ratio to SM | ▲ 24.8 | ▲ 16.9 | 7.1 | ▲ 3.3 | ▲ 2.2 | 19.8 | 1.4 | 1.6 | 9.3 |

注:中小形形鋼にはリムリングバー、サッシバーを含む。
Note: Medium and light steel shapes include rim-ring bars and sash bars.

(単位:t、Unit: t)

| 年 月 Year and Month | 棒鋼 Steel bars | | | 管材 Rounds for tubes | | | 線 材 Steel wire rods | | |
|---|---|---|---|---|---|---|---|---|---|
| | 小形 Light bars | | | | | | バーインコイル Bars in coil | | |
| | 生産 Production | 販売 Sales | 在庫 Inventory | 生産 Production | 販売 Sales | 在庫 Inventory | 生産 Production | 販売 Sales | 在庫 Inventory |
| 平成19年 (2007) | 11,979,936 | 11,888,707 | 638,086 | 683,098 | 410,079 | 13,086 | 687,964 | 695,962 | 28,429 |
| 20 (2008) | 10,571,537 | 10,614,151 | 562,948 | 749,505 | 458,214 | 36,021 | 609,574 | 634,515 | 26,129 |
| 21 (2009) | 8,368,024 | 8,350,324 | 555,700 | 408,561 | 252,032 | 17,439 | 379,904 | 389,738 | 29,306 |
| 平成20年度 (08FY) | 9,841,717 | 9,821,604 | 482,135 | 664,946 | 413,467 | 22,440 | 523,692 | 544,737 | 21,095 |
| 21 (09FY) | 8,388,233 | 8,326,707 | 512,306 | 463,433 | 255,914 | 22,643 | 417,666 | 429,151 | 26,078 |
| 平成21年 4～6月 (Q2) | 2,213,087 | 2,132,708 | 556,984 | 73,326 | 45,813 | 20,593 | 81,173 | 81,073 | 25,524 |
| 7～9 (Q3) | 2,183,792 | 2,193,421 | 537,661 | 114,509 | 63,372 | 20,010 | 105,786 | 110,622 | 23,966 |
| 10～12 (Q4) | 2,033,363 | 2,005,700 | 555,700 | 123,752 | 68,448 | 17,439 | 114,992 | 113,854 | 29,306 |
| 22 1～3 (Q1) | 1,957,991 | 1,994,878 | 512,306 | 151,846 | 78,281 | 22,643 | 115,715 | 123,602 | 26,078 |
| 4～6 (Q2) | 2,223,633 | 2,125,545 | 593,682 | 162,937 | 98,032 | 18,250 | 127,611 | 128,543 | 29,047 |
| 平成21年 6月 (Jun) | 743,532 | 733,231 | 556,984 | 25,446 | 15,724 | 20,593 | 32,049 | 32,630 | 25,524 |
| 7 (Jul) | 692,751 | 762,197 | 482,600 | 44,638 | 25,322 | 20,157 | 30,351 | 33,496 | 22,628 |
| 8 (Aug) | 738,230 | 704,499 | 513,723 | 35,549 | 20,745 | 18,412 | 40,192 | 36,516 | 28,453 |
| 9 (Sep) | 752,811 | 726,725 | 537,661 | 34,322 | 17,305 | 20,010 | 35,243 | 40,610 | 23,966 |
| 10 (Oct) | 745,066 | 729,046 | 549,761 | 40,922 | 18,985 | 23,551 | 42,453 | 40,370 | 25,367 |
| 11 (Nov) | 697,803 | 670,271 | 574,006 | 46,538 | 29,439 | 22,350 | 39,546 | 39,702 | 28,235 |
| 12 (Dec) | 590,494 | 606,383 | 555,700 | 36,292 | 20,024 | 17,439 | 32,993 | 33,782 | 29,306 |
| 22 1 (Jan) | 573,439 | 600,387 | 524,453 | 50,859 | 27,395 | 18,184 | 35,222 | 38,805 | 26,696 |
| 2 (Feb) | 656,096 | 652,711 | 527,921 | 43,257 | 23,194 | 18,746 | 36,727 | 37,478 | 27,135 |
| 3 (Mar) | 728,456 | 741,780 | 512,306 | 57,730 | 27,692 | 22,643 | 43,766 | 47,319 | 26,078 |
| 4 (Apr) | 711,784 | 723,328 | 495,525 | 57,462 | 38,265 | 17,010 | 45,306 | 42,749 | 29,951 |
| 5 (May) | 771,538 | 710,827 | 550,116 | 51,840 | 30,844 | 15,715 | 39,382 | 39,969 | 30,350 |
| 6 (Jun) | 740,311 | 691,390 | 593,682 | 53,635 | 28,923 | 18,250 | 42,923 | 45,825 | 29,047 |
| 7 (Jul) | 666,064 | 687,114 | 565,092 | 65,283 | 41,152 | 20,371 | 34,951 | 38,744 | 27,758 |
| 8 (Aug) | 626,991 | 640,514 | 545,491 | 60,003 | 33,429 | 21,653 | 30,854 | 34,428 | 26,543 |
| 前年同月比 Ratio to SM | ▲ 15.1 | ▲ 9.1 | 6.2 | 68.8 | 61.1 | 17.6 | ▲ 23.2 | ▲ 5.7 | ▲ 6.7 |

(7) 普通鋼熱間圧延鋼材(生産・販売・在庫)(つづき) Ordinary hot-rolled steel (単位:t、Unit: t)

| 年 月 Year and Month | 線 材 Steel wire rods | | | | | | | | |
|---|---|---|---|---|---|---|---|---|---|
| | 普通鋼線材計 Ordinary and special wire rods total | | | 普通 Ordinary wire rods | | | 特殊 Special wire rods | | |
| | 生産 Production | 販売 Sales | 在庫 Inventory | 生産 Production | 販売 Sales | 在庫 Inventory | 生産 Production | 販売 Sales | 在庫 Inventory |
| 平成19年 (2007) | 1,850,913 | 1,787,013 | 67,624 | 1,112,158 | 1,108,129 | 35,061 | 738,755 | 678,884 | 32,563 |
| 20 (2008) | 1,776,735 | 1,663,837 | 69,983 | 993,987 | 964,460 | 38,569 | 782,748 | 699,377 | 31,414 |
| 21 (2009) | 1,255,030 | 1,181,738 | 67,490 | 620,364 | 608,341 | 32,685 | 634,666 | 573,397 | 34,805 |
| 平成20年度 (08FY) | 1,507,779 | 1,407,118 | 60,727 | 806,310 | 785,720 | 27,594 | 701,469 | 621,398 | 33,133 |
| 21 (09FY) | 1,415,401 | 1,329,202 | 68,982 | 697,167 | 676,240 | 28,186 | 718,234 | 652,962 | 40,796 |
| 平成21年 4～6月 (Q2) | 295,194 | 274,327 | 60,297 | 149,079 | 142,138 | 28,350 | 146,115 | 132,189 | 31,947 |
| 7～9 (Q3) | 354,868 | 343,887 | 55,705 | 173,284 | 174,074 | 25,037 | 181,584 | 169,813 | 30,668 |
| 10～12 (Q4) | 390,878 | 358,214 | 67,490 | 201,800 | 188,481 | 32,685 | 189,078 | 169,733 | 34,805 |
| 22 1～3 (Q1) | 374,461 | 352,774 | 68,982 | 173,004 | 171,547 | 28,186 | 201,457 | 181,227 | 40,796 |
| 4～6 (Q2) | 375,461 | 356,681 | 67,848 | 184,628 | 179,749 | 28,014 | 190,833 | 176,932 | 39,834 |
| 平成21年 6月 (Jun) | 129,167 | 123,669 | 60,297 | 64,323 | 62,416 | 28,350 | 64,844 | 61,253 | 31,947 |
| 7 (Jul) | 123,978 | 115,671 | 64,752 | 58,252 | 58,785 | 28,182 | 65,726 | 56,886 | 36,570 |
| 8 (Aug) | 120,819 | 113,334 | 67,740 | 59,923 | 52,401 | 34,178 | 60,896 | 60,933 | 33,562 |
| 9 (Sep) | 110,071 | 114,882 | 55,705 | 55,109 | 62,888 | 25,037 | 54,962 | 51,994 | 30,668 |
| 10 (Oct) | 130,816 | 115,598 | 63,831 | 71,727 | 64,928 | 30,495 | 59,089 | 50,670 | 33,336 |
| 11 (Nov) | 134,232 | 121,524 | 68,276 | 70,409 | 63,589 | 34,506 | 63,823 | 57,935 | 33,770 |
| 12 (Dec) | 125,830 | 121,092 | 67,490 | 59,664 | 59,964 | 32,685 | 66,166 | 61,128 | 34,805 |
| 22 1 (Jan) | 123,095 | 115,981 | 68,469 | 53,206 | 54,165 | 29,786 | 69,889 | 61,816 | 38,683 |
| 2 (Feb) | 115,098 | 105,755 | 70,799 | 56,601 | 54,680 | 30,750 | 58,497 | 51,075 | 40,049 |
| 3 (Mar) | 136,268 | 131,038 | 68,982 | 63,197 | 62,702 | 28,186 | 73,071 | 68,336 | 40,796 |
| 4 (Apr) | 131,253 | 121,470 | 72,486 | 69,872 | 63,395 | 33,195 | 61,381 | 58,075 | 39,291 |
| 5 (May) | 118,841 | 113,167 | 72,022 | 59,097 | 60,125 | 30,942 | 59,744 | 53,042 | 41,080 |
| 6 (Jun) | 125,367 | 122,044 | 67,848 | 55,659 | 56,229 | 28,014 | 69,708 | 65,815 | 39,834 |
| 7 (Jul) | 108,786 | 114,579 | 53,852 | 49,662 | 50,748 | 24,007 | 59,124 | 63,831 | 29,845 |
| 8 (Aug) | 106,718 | 96,593 | 56,274 | 49,706 | 42,424 | 28,321 | 57,012 | 54,169 | 27,953 |
| 前年同月比 Ratio to SM | ▲ 11.7 | ▲ 14.8 | ▲ 16.9 | ▲ 17.1 | ▲ 19.0 | ▲ 17.1 | ▲ 6.4 | ▲ 11.1 | ▲ 16.7 |

(単位:t、Unit: t)

| 年 月 Year and Month | 鋼 板 Steel sheets and plates | | | | | | | | |
|---|---|---|---|---|---|---|---|---|---|
| | 鋼 板 計 Steel sheets and plates total | | | 厚板 Heavy plates | | | 中板・薄板 Medium plates/sheets | | |
| | 生産 Production | 販売 Sales | 在庫 Inventory | 生産 Production | 販売 Sales | 在庫 Inventory | 生産 Production | 販売 Sales | 在庫 Inventory |
| 平成19年 (2007) | 13,210,727 | 12,811,500 | 490,274 | 13,013,704 | 12,613,010 | 468,898 | 197,023 | 198,490 | 21,376 |
| 20 (2008) | 13,986,932 | 13,683,053 | 456,509 | 13,822,448 | 13,516,555 | 431,478 | 164,484 | 166,498 | 25,031 |
| 21 (2009) | 11,362,034 | 11,165,082 | 456,175 | 11,261,215 | 11,068,394 | 444,263 | 100,819 | 96,688 | 11,912 |
| 平成20年度 (08FY) | 13,737,203 | 13,429,628 | 513,549 | 13,600,842 | 13,294,942 | 502,388 | 136,361 | 134,686 | 11,161 |
| 21 (09FY) | 11,136,060 | 10,933,924 | 524,171 | 11,019,899 | 10,822,984 | 509,754 | 116,161 | 110,940 | 14,417 |
| 平成21年 4～6月 (Q2) | 2,474,523 | 2,425,435 | 513,023 | 2,451,007 | 2,403,185 | 502,509 | 23,516 | 22,250 | 10,514 |
| 7～9 (Q3) | 2,683,329 | 2,666,379 | 473,122 | 2,654,096 | 2,638,259 | 463,455 | 29,233 | 28,120 | 9,667 |
| 10～12 (Q4) | 2,851,859 | 2,835,952 | 456,175 | 2,823,007 | 2,808,371 | 444,263 | 28,852 | 27,581 | 11,912 |
| 22 1～3 (Q1) | 3,126,349 | 3,006,158 | 524,171 | 3,091,789 | 2,973,169 | 509,754 | 34,560 | 32,989 | 14,417 |
| 4～6 (Q2) | 3,013,196 | 3,003,515 | 490,357 | 2,969,180 | 2,962,626 | 477,006 | 44,016 | 40,889 | 13,351 |
| 平成21年 6月 (Jun) | 915,445 | 863,051 | 513,023 | 907,116 | 855,233 | 502,509 | 8,329 | 7,818 | 10,514 |
| 7 (Jul) | 887,611 | 850,432 | 527,839 | 879,630 | 841,686 | 518,735 | 7,981 | 8,746 | 9,104 |
| 8 (Aug) | 886,921 | 871,678 | 523,466 | 876,603 | 862,366 | 513,911 | 10,318 | 9,312 | 9,555 |
| 9 (Sep) | 908,797 | 944,269 | 473,122 | 897,863 | 934,207 | 463,455 | 10,934 | 10,062 | 9,667 |
| 10 (Oct) | 942,749 | 921,386 | 481,901 | 932,884 | 912,364 | 470,940 | 9,865 | 9,022 | 10,961 |
| 11 (Nov) | 963,297 | 932,019 | 502,447 | 955,196 | 923,106 | 491,940 | 8,101 | 8,913 | 10,507 |
| 12 (Dec) | 945,813 | 982,547 | 456,175 | 934,927 | 972,901 | 444,263 | 10,886 | 9,646 | 11,912 |
| 22 1 (Jan) | 1,018,179 | 953,217 | 505,120 | 1,009,133 | 945,083 | 492,972 | 9,046 | 8,134 | 12,148 |
| 2 (Feb) | 936,702 | 872,851 | 543,521 | 924,189 | 860,551 | 529,217 | 12,513 | 12,300 | 14,304 |
| 3 (Mar) | 1,171,468 | 1,180,090 | 524,171 | 1,158,467 | 1,167,535 | 509,754 | 13,001 | 12,555 | 14,417 |
| 4 (Apr) | 923,701 | 910,703 | 522,613 | 908,817 | 896,773 | 509,661 | 14,884 | 13,930 | 12,952 |
| 5 (May) | 1,071,269 | 1,033,777 | 543,785 | 1,056,534 | 1,019,721 | 530,582 | 14,735 | 14,056 | 13,203 |
| 6 (Jun) | 1,018,226 | 1,059,035 | 490,357 | 1,003,829 | 1,046,132 | 477,006 | 14,397 | 12,903 | 13,351 |
| 7 (Jul) | 1,013,723 | 1,023,304 | 466,091 | 999,948 | 1,009,954 | 452,530 | 13,775 | 13,350 | 13,561 |
| 8 (Aug) | 1,102,566 | 1,017,310 | 537,383 | 1,090,328 | 1,006,180 | 523,781 | 12,238 | 11,130 | 13,602 |
| 前年同月比 Ratio to SM | 24.3 | 16.7 | 2.7 | 24.4 | 16.7 | 1.9 | 18.6 | 19.5 | 42.4 |

注:薄板にはローモ板、電気鋼板を含む。
Note: Sheets include lomo-sheets and electric steel sheets.

(7) 普通鋼熱間圧延鋼材(生産・販売・在庫)(つづき) Ordinary hot-rolled steel (単位:t、Unit: t)

| 年 月 Year and Month | 鋼帯 Steel strips | | | | | | | | |
|---|---|---|---|---|---|---|---|---|---|
| | 鋼帯計 Steel strips total | | | 幅600mm以上 Wide strips (600mm or more in width) | | | 幅600mm未満 Narrow strips (less than 600mm in width) | | |
| | 生産 Production | 販売 Sales | 在庫 Inventory | 生産 Production | 販売 Sales | 在庫 Inventory | 生産 Production | 販売 Sales | 在庫 Inventory |
| 平成19年 (2007) | 47,840,243 | 19,433,873 | 1,026,818 | 46,917,446 | 19,069,633 | 1,013,801 | 922,797 | 364,240 | 13,017 |
| 20 (2008) | 46,813,590 | 19,297,627 | 833,653 | 45,959,379 | 18,967,576 | 820,482 | 854,211 | 330,051 | 13,171 |
| 21 (2009) | 34,811,377 | 14,604,827 | 940,277 | 34,285,602 | 14,422,695 | 929,675 | 525,775 | 182,132 | 10,602 |
| 平成20年度 (08FY) | 40,153,670 | 16,375,034 | 748,463 | 39,417,133 | 16,108,303 | 737,216 | 736,537 | 266,731 | 11,247 |
| 21 (09FY) | 40,828,576 | 17,099,476 | 921,262 | 40,249,195 | 16,892,991 | 909,521 | 579,381 | 206,485 | 11,741 |
| 平成21年 4～6月 (Q2) | 7,169,940 | 2,825,548 | 839,814 | 7,062,168 | 2,787,487 | 828,082 | 107,772 | 38,061 | 11,732 |
| 7～9 (Q3) | 10,458,019 | 4,574,040 | 856,240 | 10,308,261 | 4,521,689 | 844,367 | 149,758 | 52,351 | 11,873 |
| 10～12 (Q4) | 11,350,458 | 4,714,697 | 940,277 | 11,186,687 | 4,652,547 | 929,675 | 163,771 | 62,150 | 10,602 |
| 22 1～3 (Q1) | 11,850,159 | 4,985,191 | 921,262 | 11,692,079 | 4,931,268 | 909,521 | 158,080 | 53,923 | 11,741 |
| 4～6 (Q2) | 11,945,872 | 4,996,666 | 1,045,489 | 11,779,707 | 4,939,968 | 1,035,147 | 166,165 | 56,698 | 10,342 |
| 平成21年 6月 (Jun) | 2,795,386 | 1,128,194 | 839,814 | 2,754,188 | 1,113,600 | 828,082 | 41,198 | 14,594 | 11,732 |
| 7 (Jul) | 3,321,020 | 1,365,239 | 913,861 | 3,276,013 | 1,347,536 | 901,275 | 45,007 | 17,703 | 12,586 |
| 8 (Aug) | 3,603,046 | 1,531,323 | 979,225 | 3,553,205 | 1,513,929 | 967,745 | 49,841 | 17,394 | 11,480 |
| 9 (Sep) | 3,533,953 | 1,677,478 | 856,240 | 3,479,043 | 1,660,224 | 844,367 | 54,910 | 17,254 | 11,873 |
| 10 (Oct) | 3,773,727 | 1,550,665 | 868,190 | 3,716,691 | 1,527,946 | 856,457 | 57,036 | 22,719 | 11,733 |
| 11 (Nov) | 3,718,526 | 1,548,497 | 914,086 | 3,661,630 | 1,525,583 | 903,484 | 56,896 | 22,914 | 10,602 |
| 12 (Dec) | 3,858,205 | 1,615,535 | 940,277 | 3,808,366 | 1,599,018 | 929,675 | 49,839 | 16,517 | 10,602 |
| 22 1 (Jan) | 3,923,117 | 1,563,899 | 1,033,696 | 3,870,147 | 1,545,776 | 1,023,024 | 52,970 | 18,123 | 10,672 |
| 2 (Feb) | 3,757,360 | 1,498,043 | 1,201,319 | 3,713,748 | 1,482,530 | 1,194,329 | 43,612 | 15,513 | 6,990 |
| 3 (Mar) | 4,169,682 | 1,923,249 | 921,262 | 4,108,184 | 1,902,962 | 909,521 | 61,498 | 20,287 | 11,741 |
| 4 (Apr) | 3,824,438 | 1,456,279 | 1,021,088 | 3,773,662 | 1,439,920 | 1,010,066 | 50,776 | 16,359 | 11,022 |
| 5 (May) | 4,042,875 | 1,768,404 | 1,062,895 | 3,983,838 | 1,748,460 | 1,051,158 | 59,037 | 19,944 | 11,737 |
| 6 (Jun) | 4,078,559 | 1,771,983 | 1,045,489 | 4,022,207 | 1,751,588 | 1,035,147 | 56,352 | 20,395 | 10,342 |
| 7 (Jul) | 3,819,584 | 1,565,817 | 983,154 | 3,762,694 | 1,546,058 | 972,410 | 56,890 | 19,759 | 10,744 |
| 8 (Aug) | 3,882,993 | 1,504,254 | 1,072,489 | 3,824,714 | 1,486,221 | 1,059,653 | 58,279 | 18,033 | 12,836 |
| 前年同月比 Ratio to SM | 7.8 | ▲ 1.8 | 9.5 | 7.6 | ▲ 1.8 | 9.5 | 16.9 | 3.7 | 11.8 |

| 年 月 Year and Month | 外輪 Tyres and wheels | | |
|---|---|---|---|
| | 生産 Production | 販売 Sales | 在庫 Inventory |
| 平成19年 (2007) | 77,055 | - | 6,128 |
| 20 (2008) | 83,840 | - | 7,795 |
| 21 (2009) | 58,912 | - | 3,953 |
| 平成20年度 (08FY) | 78,203 | - | 2,346 |
| 21 (09FY) | 63,362 | - | 2,819 |
| 平成21年 4～6月 (Q2) | 16,451 | - | 2,420 |
| 7～9 (Q3) | 15,790 | - | 2,361 |
| 10～12 (Q4) | 15,351 | - | 3,953 |
| 22 1～3 (Q1) | 15,770 | - | 2,819 |
| 4～6 (Q2) | 16,887 | - | 3,028 |
| 平成21年 6月 (Jun) | 4,556 | - | 2,420 |
| 7 (Jul) | 5,309 | - | 2,480 |
| 8 (Aug) | 6,286 | - | 3,505 |
| 9 (Sep) | 4,195 | - | 2,361 |
| 10 (Oct) | 4,305 | - | 1,943 |
| 11 (Nov) | 5,098 | - | 2,743 |
| 12 (Dec) | 5,948 | - | 3,953 |
| 22 1 (Jan) | 7,367 | - | 5,845 |
| 2 (Feb) | 4,963 | - | 4,711 |
| 3 (Mar) | 3,440 | - | 2,819 |
| 4 (Apr) | 6,606 | - | 3,886 |
| 5 (May) | 5,124 | - | 3,313 |
| 6 (Jun) | 5,157 | - | 3,028 |
| 7 (Jul) | 5,498 | - | 2,679 |
| 8 (Aug) | 5,210 | - | 2,612 |
| 前年同月比 Ratio to SM | ▲ 17.1 | - | ▲ 25.5 |

注:外輪には一体圧延車輪を含む。
Note: Tyres and wheels include solid rolled wheels.

(8)普通鋼冷間仕上鋼材(生産・販売・在庫) Ordinary cold-finished steel

(単位:t、Unit: t)

| 年 月 Year and Month | 磨帯鋼 Cold-rolled narrow strips | | | 冷延広幅帯鋼 Cold-rolled wide strips | | | 冷延鋼板 Cold-rolled sheets and strips | | |
|---|---|---|---|---|---|---|---|---|---|
| | 生産 Production | 販売 Sales | 在庫 Inventory | 生産 Production | 販売 Sales | 在庫 Inventory | 生産 Production | 販売 Sales | 在庫 Inventory |
| 平成19年 (2007) | 148,432 | 144,454 | 15,707 | 24,039,278 | 7,222,488 | 432,310 | 37,436 | 35,930 | 1,158 |
| 20 (2008) | 146,686 | 135,970 | 26,338 | 23,773,488 | 7,359,543 | 369,706 | 32,512 | 28,394 | 591 |
| 21 (2009) | 82,468 | 80,443 | 28,247 | 17,072,745 | 5,633,860 | 408,825 | 17,237 | 14,789 | 506 |
| 平成20年度 (08FY) | 118,930 | 113,419 | 24,140 | 20,382,665 | 6,415,307 | 277,498 | 27,310 | 22,992 | 723 |
| 21 (09FY) | 99,162 | 94,195 | 28,989 | 20,133,505 | 6,640,180 | 431,896 | 19,354 | 16,754 | 371 |
| 平成21年 4～6月 (Q2) | 17,792 | 18,250 | 23,647 | 3,489,446 | 1,094,851 | 368,350 | 2,536 | 2,354 | 489 |
| 7～9 (Q3) | 23,470 | 22,118 | 24,963 | 5,117,843 | 1,731,880 | 369,510 | 4,915 | 3,961 | 775 |
| 10～12 (Q4) | 28,976 | 25,670 | 28,247 | 5,611,645 | 1,822,807 | 408,825 | 5,780 | 5,040 | 506 |
| 22 1～3 (Q1) | 28,924 | 28,157 | 28,989 | 5,914,571 | 1,990,642 | 431,896 | 6,123 | 5,399 | 371 |
| 4～6 (Q2) | 29,998 | 28,279 | 30,690 | 5,804,376 | 1,910,590 | 448,008 | 5,720 | 3,790 | 1,311 |
| 平成21年 6月 (Jun) | 6,662 | 6,033 | 23,647 | 1,397,594 | 440,505 | 368,350 | 940 | 765 | 489 |
| 7 (Jul) | 7,885 | 7,277 | 24,246 | 1,654,643 | 560,292 | 376,153 | 1,707 | 1,553 | 400 |
| 8 (Aug) | 7,792 | 7,074 | 24,952 | 1,708,435 | 569,033 | 381,815 | 981 | 776 | 385 |
| 9 (Sep) | 7,793 | 7,767 | 24,963 | 1,754,765 | 602,555 | 369,510 | 2,227 | 1,632 | 775 |
| 10 (Oct) | 9,803 | 8,884 | 25,876 | 1,846,500 | 612,421 | 386,162 | 2,074 | 1,850 | 784 |
| 11 (Nov) | 9,392 | 8,491 | 26,767 | 1,843,981 | 590,903 | 393,362 | 1,966 | 1,808 | 491 |
| 12 (Dec) | 9,781 | 8,295 | 28,247 | 1,921,164 | 619,483 | 408,825 | 1,740 | 1,382 | 506 |
| 22 1 (Jan) | 8,851 | 9,898 | 27,197 | 1,923,443 | 640,370 | 385,663 | 1,778 | 1,192 | 895 |
| 2 (Feb) | 9,639 | 8,176 | 28,642 | 1,816,638 | 560,901 | 441,445 | 2,607 | 1,511 | 1,662 |
| 3 (Mar) | 10,434 | 10,083 | 28,989 | 2,174,490 | 789,371 | 431,896 | 1,738 | 2,696 | 371 |
| 4 (Apr) | 9,514 | 9,328 | 29,174 | 1,925,285 | 621,110 | 459,111 | 1,778 | 1,267 | 552 |
| 5 (May) | 10,310 | 9,501 | 29,975 | 1,930,719 | 649,144 | 466,501 | 1,534 | 1,295 | 443 |
| 6 (Jun) | 10,174 | 9,450 | 30,690 | 1,948,372 | 640,336 | 448,008 | 2,408 | 1,228 | 1,311 |
| 7 (Jul) | 10,261 | 8,950 | 31,988 | 2,026,151 | 637,093 | 462,358 | 2,277 | 2,952 | 358 |
| 8 (Aug) | 7,911 | 8,650 | 31,238 | 1,922,667 | 620,449 | 437,464 | 2,216 | 1,440 | 806 |
| 前年同月比 Ratio to SM | 1.5 | 22.3 | 25.2 | 12.5 | 9.0 | 14.6 | 125.9 | 85.6 | 109.4 |

(単位:t、Unit: t)

| 年 月 Year and Month | 冷延電気鋼帯 Cold-rolled electrical sheets and strips | | | 磨棒鋼 Cold-finished bars | | | 鉄線 Steel wires | | |
|---|---|---|---|---|---|---|---|---|---|
| | 生産 Production | 販売 Sales | 在庫 Inventory | 生産 Production | 販売 Sales | 在庫 Inventory | 生産 Production | 販売 Sales | 在庫 Inventory |
| 平成19年 (2007) | 1,923,701 | 1,909,002 | 72,166 | 217,415 | 220,973 | 22,884 | 872,014 | 580,789 | 30,815 |
| 20 (2008) | 1,901,765 | 1,917,015 | 56,253 | 205,990 | 207,731 | 25,509 | 816,253 | 560,686 | 31,508 |
| 21 (2009) | 1,410,041 | 1,390,958 | 72,001 | 102,449 | 111,354 | 19,325 | 612,983 | 407,889 | 27,258 |
| 平成20年度 (08FY) | 1,666,574 | 1,695,490 | 34,884 | 172,001 | 173,143 | 23,461 | 727,182 | 494,374 | 28,664 |
| 21 (09FY) | 1,627,573 | 1,583,519 | 76,400 | 117,447 | 125,117 | 19,476 | 653,236 | 432,526 | 25,454 |
| 平成21年 4～6月 (Q2) | 330,051 | 299,962 | 64,701 | 21,808 | 24,652 | 21,809 | 146,145 | 96,596 | 29,077 |
| 7～9 (Q3) | 355,089 | 367,904 | 49,945 | 26,375 | 28,656 | 19,457 | 158,861 | 105,605 | 28,776 |
| 10～12 (Q4) | 450,272 | 428,131 | 72,001 | 33,087 | 34,328 | 19,325 | 171,341 | 112,231 | 27,258 |
| 22 1～3 (Q1) | 492,161 | 487,522 | 76,400 | 36,177 | 37,481 | 19,476 | 176,889 | 118,094 | 25,454 |
| 4～6 (Q2) | 515,342 | 510,381 | 81,183 | 38,671 | 40,558 | 19,086 | 176,676 | 113,313 | 27,693 |
| 平成21年 6月 (Jun) | 125,242 | 138,113 | 64,701 | 8,545 | 9,106 | 21,809 | 53,436 | 34,599 | 29,077 |
| 7 (Jul) | 101,129 | 94,421 | 70,156 | 8,551 | 9,661 | 20,118 | 53,230 | 36,022 | 28,394 |
| 8 (Aug) | 134,649 | 126,575 | 77,747 | 8,121 | 8,709 | 19,861 | 48,286 | 32,167 | 28,418 |
| 9 (Sep) | 119,311 | 146,908 | 49,945 | 9,703 | 10,286 | 19,457 | 57,345 | 37,416 | 28,776 |
| 10 (Oct) | 137,574 | 126,155 | 61,338 | 10,683 | 11,225 | 19,468 | 58,423 | 39,167 | 28,645 |
| 11 (Nov) | 151,651 | 146,617 | 66,357 | 11,427 | 11,711 | 19,397 | 57,716 | 37,561 | 28,138 |
| 12 (Dec) | 161,047 | 155,359 | 72,001 | 10,977 | 11,392 | 19,325 | 55,202 | 35,503 | 27,258 |
| 22 1 (Jan) | 156,701 | 154,585 | 73,938 | 10,495 | 10,591 | 19,416 | 54,266 | 35,640 | 28,139 |
| 2 (Feb) | 154,564 | 149,086 | 79,400 | 12,308 | 13,223 | 19,436 | 57,975 | 37,878 | 27,746 |
| 3 (Mar) | 180,896 | 183,851 | 76,400 | 13,374 | 13,667 | 19,476 | 64,648 | 44,576 | 25,454 |
| 4 (Apr) | 173,037 | 165,245 | 84,133 | 12,678 | 13,460 | 19,208 | 63,603 | 42,971 | 25,542 |
| 5 (May) | 167,945 | 176,020 | 75,965 | 11,962 | 12,310 | 19,271 | 56,115 | 34,831 | 26,828 |
| 6 (Jun) | 174,360 | 169,116 | 81,183 | 14,031 | 14,788 | 19,086 | 56,958 | 35,511 | 27,693 |
| 7 (Jul) | 154,474 | 164,485 | 71,109 | 13,577 | 14,016 | 19,078 | 54,840 | 33,839 | 29,756 |
| 8 (Aug) | 152,772 | 156,264 | 67,591 | 12,017 | 11,713 | 19,562 | 48,937 | 31,693 | 30,305 |
| 前年同月比 Ratio to SM | 13.5 | 23.5 | ▲ 13.1 | 48.0 | 34.5 | ▲ 1.5 | 1.3 | ▲ 1.5 | 6.6 |

(8)普通鋼冷間仕上鋼材(生産・販売・在庫)(つづき) Ordinary cold-finished steel

(単位:t、Unit: t)

| 年 月 Year and Month | 冷間圧造用炭素鋼線 Carbon steel wires for cold heading and cold forging | | | 硬鋼線 Hard drawn wires | | | 溶接棒心線 Core wires for welding rods | | |
|---|---|---|---|---|---|---|---|---|---|
| | 生産 Production | 販売 Sales | 在庫 Inventory | 生産 Production | 販売 Sales | 在庫 Inventory | 生産 Production | 販売 Sales | 在庫 Inventory |
| 平成19年 (2007) | 420,265 | 404,174 | 8,167 | 385,381 | 194,637 | 8,892 | 265,834 | 31 | 5,212 |
| 20 (2008) | 404,120 | 387,515 | 7,636 | 385,128 | 198,684 | 9,781 | 257,777 | 27 | 5,519 |
| 21 (2009) | 288,857 | 278,652 | 8,235 | 286,982 | 141,765 | 8,296 | 180,542 | 20 | 2,984 |
| 平成20年度 (08FY) | 339,277 | 326,039 | 6,857 | 348,734 | 176,875 | 7,383 | 240,696 | 24 | 6,269 |
| 21 (09FY) | 331,478 | 319,092 | 7,352 | 302,487 | 151,974 | 7,859 | 180,570 | 21 | 6,568 |
| 平成21年 4～6月 (Q2) | 67,691 | 65,036 | 8,116 | 68,263 | 32,785 | 7,896 | 42,082 | 4 | 4,926 |
| 7～9 (Q3) | 81,445 | 78,405 | 8,013 | 74,236 | 38,206 | 7,701 | 47,385 | 5 | 7,036 |
| 10～12 (Q4) | 92,010 | 88,537 | 8,235 | 80,913 | 40,604 | 8,296 | 44,062 | 6 | 2,984 |
| 22 1～3 (Q1) | 90,332 | 87,114 | 7,352 | 79,075 | 40,379 | 7,859 | 47,041 | 6 | 6,568 |
| 4～6 (Q2) | 83,336 | 79,503 | 7,508 | 81,243 | 41,481 | 8,048 | 48,680 | 7 | 5,569 |
| 平成21年 6月 (Jun) | 25,729 | 24,930 | 8,116 | 25,177 | 12,319 | 7,896 | 14,200 | 1 | 4,926 |
| 7 (Jul) | 27,678 | 26,951 | 8,099 | 26,570 | 13,568 | 7,887 | 15,912 | 2 | 5,710 |
| 8 (Aug) | 24,419 | 23,733 | 8,057 | 21,009 | 10,910 | 7,410 | 15,201 | 1 | 7,408 |
| 9 (Sep) | 29,348 | 27,721 | 8,013 | 26,657 | 13,728 | 7,701 | 16,272 | 2 | 7,036 |
| 10 (Oct) | 31,686 | 29,905 | 8,694 | 28,015 | 14,176 | 7,797 | 15,209 | 2 | 5,314 |
| 11 (Nov) | 31,279 | 30,132 | 8,782 | 27,397 | 13,557 | 8,218 | 14,213 | 2 | 2,965 |
| 12 (Dec) | 29,045 | 28,500 | 8,235 | 25,501 | 12,871 | 8,296 | 14,640 | 2 | 2,984 |
| 22 1 (Jan) | 29,012 | 27,729 | 8,616 | 24,913 | 12,446 | 8,469 | 14,191 | 2 | 3,949 |
| 2 (Feb) | 30,538 | 29,828 | 8,166 | 25,996 | 13,464 | 8,079 | 14,891 | 2 | 3,964 |
| 3 (Mar) | 30,782 | 29,557 | 7,352 | 28,166 | 14,469 | 7,859 | 17,959 | 2 | 6,568 |
| 4 (Apr) | 28,897 | 27,847 | 7,266 | 27,664 | 14,296 | 8,329 | 15,360 | 2 | 6,417 |
| 5 (May) | 25,711 | 24,569 | 7,133 | 24,098 | 12,655 | 7,942 | 15,446 | 3 | 5,525 |
| 6 (Jun) | 28,728 | 27,087 | 7,508 | 29,481 | 14,530 | 8,048 | 17,874 | 2 | 5,569 |
| 7 (Jul) | 28,627 | 27,420 | 7,554 | 29,220 | 14,825 | 8,190 | 17,480 | 3 | 5,389 |
| 8 (Aug) | 24,860 | 23,929 | 7,334 | 24,065 | 12,995 | 7,653 | 16,649 | 1 | 5,399 |
| 前年同月比 Ratio to SM | 1.8 | 0.8 | ▲ 9.0 | 14.5 | 19.1 | 3.3 | 9.5 | 0.0 | ▲ 27.1 |

(9) めっき鋼材、冷間ロール成型形鋼(生産・販売・在庫) Coated steel and cold-formed steel shapes

(単位:t、Unit: t)

| 年 月 Year and Month | ブリキ Tin plates | | | ティンフリースチール Tin-free steel | | | 亜鉛めっき鋼板 Galvanized sheets 計 Galvanized sheets total | | |
|---|---|---|---|---|---|---|---|---|---|
| | 生産 Production | 販売 Sales | 在庫 Inventory | 生産 Production | 販売 Sales | 在庫 Inventory | 生産 Production | 販売 Sales | 在庫 Inventory |
| 平成19年 (2007) | 994,645 | 993,844 | 61,290 | 797,917 | 801,310 | 41,173 | 15,118,311 | 14,788,771 | 665,190 |
| 20 (2008) | 1,112,841 | 1,099,495 | 69,059 | 842,858 | 837,940 | 45,490 | 14,773,123 | 14,509,745 | 631,388 |
| 21 (2009) | 915,838 | 909,148 | 60,456 | 729,924 | 730,634 | 43,688 | 9,664,445 | 9,491,606 | 585,624 |
| 平成20年度 (08FY) | 1,030,415 | 1,029,498 | 51,867 | 807,976 | 806,658 | 43,085 | 12,498,369 | 12,433,852 | 435,061 |
| 21 (09FY) | 989,155 | 974,167 | 52,105 | 759,129 | 763,336 | 37,535 | 11,415,960 | 11,039,294 | 580,276 |
| 平成21年 4～6月 (Q2) | 203,355 | 196,791 | 54,798 | 155,955 | 159,747 | 39,147 | 1,896,999 | 1,788,187 | 493,158 |
| 7～9 (Q3) | 250,918 | 245,499 | 55,087 | 190,403 | 183,954 | 45,062 | 2,886,272 | 2,776,146 | 547,472 |
| 10～12 (Q4) | 271,227 | 261,572 | 60,456 | 210,589 | 211,803 | 43,688 | 3,218,012 | 3,118,516 | 585,624 |
| 22 1～3 (Q1) | 263,655 | 270,305 | 52,105 | 202,182 | 207,832 | 37,535 | 3,414,677 | 3,356,445 | 580,276 |
| 4～6 (Q2) | 269,995 | 258,519 | 62,341 | 218,076 | 206,799 | 48,495 | 3,388,289 | 3,281,682 | 629,224 |
| 平成21年 6月 (Jun) | 67,290 | 71,746 | 54,798 | 53,213 | 55,858 | 39,147 | 774,260 | 715,750 | 493,158 |
| 7 (Jul) | 75,147 | 71,446 | 57,093 | 63,748 | 62,741 | 40,045 | 894,048 | 865,636 | 503,381 |
| 8 (Aug) | 86,695 | 86,434 | 55,310 | 60,532 | 58,936 | 41,341 | 962,766 | 890,308 | 558,708 |
| 9 (Sep) | 89,076 | 87,619 | 55,087 | 66,123 | 62,277 | 45,062 | 1,029,458 | 1,020,202 | 547,472 |
| 10 (Oct) | 91,698 | 89,837 | 55,580 | 69,712 | 74,966 | 39,776 | 1,033,117 | 1,023,345 | 536,118 |
| 11 (Nov) | 91,628 | 83,743 | 61,946 | 66,944 | 69,115 | 37,504 | 1,084,775 | 1,045,549 | 556,479 |
| 12 (Dec) | 87,901 | 87,992 | 60,456 | 73,933 | 67,722 | 43,688 | 1,100,120 | 1,049,622 | 585,624 |
| 22 1 (Jan) | 80,595 | 86,741 | 52,903 | 65,133 | 65,093 | 43,585 | 1,127,521 | 1,124,673 | 567,701 |
| 2 (Feb) | 81,900 | 72,233 | 62,180 | 59,845 | 62,494 | 40,772 | 1,065,350 | 985,449 | 631,198 |
| 3 (Mar) | 101,160 | 111,331 | 52,105 | 77,204 | 80,245 | 37,535 | 1,221,806 | 1,246,323 | 580,276 |
| 4 (Apr) | 93,323 | 86,361 | 58,687 | 71,356 | 66,813 | 41,912 | 1,110,849 | 1,050,421 | 621,309 |
| 5 (May) | 93,868 | 86,901 | 65,328 | 76,456 | 67,910 | 50,440 | 1,114,194 | 1,110,737 | 607,943 |
| 6 (Jun) | 82,804 | 85,257 | 62,341 | 70,264 | 72,076 | 48,495 | 1,163,246 | 1,120,524 | 629,224 |
| 7 (Jul) | 88,667 | 87,721 | 63,011 | 75,469 | 67,908 | 55,917 | 1,183,703 | 1,163,847 | 630,972 |
| 8 (Aug) | 90,784 | 86,271 | 67,211 | 74,211 | 75,766 | 53,940 | 1,171,288 | 1,157,878 | 626,356 |
| 前年同月比 Ratio to SM | 4.7 | ▲ 0.2 | 21.5 | 22.6 | 28.6 | 30.5 | 21.7 | 30.1 | 12.1 |

(9) めっき鋼材、冷間ロール成型形鋼(生産・販売・在庫)(つづき) Coated steel and cold-formed steel shapes

(単位:t、Unit: t)

| 年 月 Year and Month | 亜鉛めっき鋼板 Galvanized sheets | | | | | | その他の金属めっき鋼板 Other metallic-coated sheets | | |
|---|---|---|---|---|---|---|---|---|---|
| | 溶融めっき Hot-dip zinc-coated sheets | | | 電気めっき Electric zinc-coated sheets | | | | | |
| | 生産 Production | 販売 Sales | 在庫 Inventory | 生産 Production | 販売 Sales | 在庫 Inventory | 生産 Production | 販売 Sales | 在庫 Inventory |
| 平成19年 (2007) | 11,617,653 | 11,328,427 | 525,879 | 3,500,658 | 3,460,344 | 139,311 | 1,474,498 | 1,412,489 | 127,690 |
| 20 (2008) | 11,409,892 | 11,165,079 | 512,031 | 3,363,231 | 3,344,666 | 119,357 | 1,242,614 | 1,205,452 | 122,733 |
| 21 (2009) | 7,747,956 | 7,608,372 | 466,196 | 1,916,489 | 1,883,234 | 119,428 | 849,600 | 832,203 | 127,153 |
| 平成20年度 (08FY) | 9,751,365 | 9,649,826 | 373,402 | 2,747,004 | 2,784,026 | 61,659 | 1,056,091 | 1,028,468 | 92,357 |
| 21 (09FY) | 9,023,106 | 8,744,841 | 456,760 | 2,392,854 | 2,294,453 | 123,516 | 1,027,220 | 982,313 | 132,329 |
| 平成21年 4～6月 (Q2) | 1,551,099 | 1,484,189 | 397,626 | 345,900 | 303,998 | 95,532 | 163,342 | 158,250 | 93,974 |
| 7～9 (Q3) | 2,311,522 | 2,213,431 | 449,032 | 574,750 | 562,715 | 98,440 | 261,785 | 237,301 | 116,780 |
| 10～12 (Q4) | 2,500,346 | 2,431,168 | 466,196 | 717,666 | 687,348 | 119,428 | 295,113 | 285,196 | 127,153 |
| 22 1～3 (Q1) | 2,660,139 | 2,616,053 | 456,760 | 754,538 | 740,392 | 123,516 | 306,980 | 301,566 | 132,329 |
| 4～6 (Q2) | 2,617,387 | 2,547,535 | 478,575 | 770,902 | 734,147 | 150,649 | 315,127 | 304,477 | 142,838 |
| 平成21年 6月 (Jun) | 617,610 | 589,970 | 397,626 | 156,650 | 125,780 | 95,532 | 65,537 | 61,902 | 93,974 |
| 7 (Jul) | 714,732 | 704,943 | 391,855 | 179,316 | 160,693 | 111,526 | 85,717 | 71,737 | 106,488 |
| 8 (Aug) | 781,887 | 702,128 | 457,193 | 180,879 | 188,180 | 101,515 | 80,779 | 80,479 | 107,089 |
| 9 (Sep) | 814,903 | 806,360 | 449,032 | 214,555 | 213,842 | 98,440 | 95,289 | 85,085 | 116,780 |
| 10 (Oct) | 805,881 | 795,051 | 440,973 | 227,236 | 228,294 | 95,145 | 95,004 | 92,510 | 119,651 |
| 11 (Nov) | 849,687 | 828,850 | 445,864 | 235,088 | 216,699 | 110,615 | 98,777 | 87,658 | 130,876 |
| 12 (Dec) | 844,778 | 807,267 | 466,196 | 255,342 | 242,355 | 119,428 | 101,332 | 105,028 | 127,153 |
| 22 1 (Jan) | 874,654 | 873,158 | 451,046 | 252,867 | 251,515 | 116,655 | 90,436 | 91,945 | 125,597 |
| 2 (Feb) | 830,056 | 779,389 | 487,882 | 235,294 | 206,060 | 143,316 | 100,330 | 91,485 | 134,370 |
| 3 (Mar) | 955,429 | 963,506 | 456,760 | 266,377 | 282,817 | 123,516 | 116,214 | 118,136 | 132,329 |
| 4 (Apr) | 874,087 | 817,126 | 497,764 | 236,762 | 233,295 | 123,545 | 104,068 | 103,068 | 133,249 |
| 5 (May) | 853,825 | 856,050 | 481,780 | 260,369 | 254,687 | 126,163 | 107,235 | 105,880 | 134,710 |
| 6 (Jun) | 889,475 | 874,359 | 478,575 | 273,771 | 246,165 | 150,649 | 103,824 | 95,529 | 142,838 |
| 7 (Jul) | 920,482 | 899,703 | 484,620 | 263,221 | 264,144 | 146,352 | 111,596 | 95,127 | 157,754 |
| 8 (Aug) | 898,153 | 892,210 | 476,239 | 273,135 | 265,668 | 150,117 | 102,318 | 99,400 | 159,608 |
| 前年同月比 Ratio to SM | 14.9 | 27.1 | 4.2 | 51.0 | 41.2 | 47.9 | 26.7 | 23.5 | 49.0 |

(単位:t、Unit: t)

| 年 月 Year and Month | 針金 Galvanized steel wires | | | 亜鉛めっき硬鋼線 Galvanized hard drawn wires | | |
|---|---|---|---|---|---|---|
| | 生産 Production | 販売 Sales | 在庫 Inventory | 生産 Production | 販売 Sales | 在庫 Inventory |
| 平成19年 (2007) | 141,555 | 128,765 | 16,308 | 129,405 | 52,829 | 4,911 |
| 20 (2008) | 121,750 | 114,613 | 18,714 | 120,568 | 49,950 | 4,868 |
| 21 (2009) | 75,615 | 75,301 | 14,522 | 100,911 | 38,759 | 3,787 |
| 平成20年度 (08FY) | 98,365 | 94,529 | 13,998 | 111,457 | 44,762 | 4,342 |
| 21 (09FY) | 89,030 | 83,771 | 14,277 | 103,771 | 39,832 | 3,512 |
| 平成21年 4～6月 (Q2) | 17,230 | 16,267 | 14,564 | 24,185 | 9,366 | 4,008 |
| 7～9 (Q3) | 21,413 | 19,682 | 14,685 | 24,414 | 9,979 | 3,997 |
| 10～12 (Q4) | 24,650 | 23,081 | 14,522 | 27,546 | 10,186 | 3,787 |
| 22 1～3 (Q1) | 25,737 | 24,741 | 14,277 | 27,626 | 10,301 | 3,512 |
| 4～6 (Q2) | 26,697 | 28,234 | 11,471 | 28,313 | 10,113 | 3,597 |
| 平成21年 6月 (Jun) | 6,942 | 5,951 | 14,564 | 9,166 | 3,674 | 4,008 |
| 7 (Jul) | 6,702 | 6,207 | 14,941 | 8,357 | 3,788 | 4,032 |
| 8 (Aug) | 4,958 | 5,584 | 13,924 | 6,872 | 2,891 | 4,099 |
| 9 (Sep) | 9,753 | 7,891 | 14,685 | 9,185 | 3,300 | 3,997 |
| 10 (Oct) | 7,758 | 8,025 | 13,890 | 8,998 | 3,739 | 3,510 |
| 11 (Nov) | 8,680 | 8,133 | 13,953 | 9,408 | 3,436 | 3,556 |
| 12 (Dec) | 8,212 | 6,923 | 14,522 | 9,140 | 3,011 | 3,787 |
| 22 1 (Jan) | 7,167 | 7,027 | 14,495 | 8,852 | 3,279 | 3,612 |
| 2 (Feb) | 8,380 | 8,100 | 14,322 | 8,936 | 3,327 | 3,446 |
| 3 (Mar) | 10,190 | 9,614 | 14,277 | 9,838 | 3,695 | 3,512 |
| 4 (Apr) | 9,186 | 9,583 | 13,758 | 9,390 | 3,496 | 3,676 |
| 5 (May) | 8,736 | 10,449 | 11,382 | 8,401 | 3,160 | 3,824 |
| 6 (Jun) | 8,775 | 8,202 | 11,471 | 10,522 | 3,457 | 3,597 |
| 7 (Jul) | 9,035 | 6,838 | 13,067 | 9,600 | 3,285 | 3,743 |
| 8 (Aug) | 6,092 | 5,861 | 13,120 | 7,494 | 2,748 | 3,676 |
| 前年同月比 Ratio to SM | 22.9 | 5.0 | ▲ 5.8 | 9.1 | ▲ 4.9 | ▲ 10.3 |

注: 針金にはがい装用素線、電信用素線をめっきしたものも含む。
Note: Wire includes armoring strands and telegraphic strands that are plated.

(9) めっき鋼材、冷間ロール成型形鋼(生産・販売・在庫)(つづき)
Coated steel and cold-formed steel shapes

(単位:t、Unit: t)

| 年 月 Year and Month | 冷間ロール成型形鋼 Cold−formed steel shapes | | | | | |
|---|---|---|---|---|---|---|
| | 簡易鋼矢板 Cold-formed sheet pilings | | | 軽量形鋼 Cold-formed shapes | | |
| | 生産 Production | 販売 Sales | 在庫 Inventory | 生産 Production | 販売 Sales | 在庫 Inventory |
| 平成19年 (2007) | 15,528 | 15,149 | 2,760 | 733,018 | 720,286 | 31,066 |
| 20 (2008) | 11,558 | 12,946 | 1,373 | 655,949 | 652,038 | 26,892 |
| 21 (2009) | 9,931 | 9,904 | 1,400 | 476,666 | 476,639 | 21,068 |
| 平成20年度 (08FY) | 10,028 | 10,145 | 513 | 589,415 | 589,693 | 22,460 |
| 21 (09FY) | 10,719 | 10,648 | 585 | 477,128 | 472,193 | 21,121 |
| 平成21年 4～6月 (Q2) | 1,525 | 1,505 | 535 | 121,088 | 119,006 | 23,042 |
| 7～9 (Q3) | 1,978 | 1,760 | 752 | 122,709 | 123,560 | 21,051 |
| 10～12 (Q4) | 4,681 | 4,033 | 1,400 | 117,080 | 116,055 | 21,068 |
| 22 1～3 (Q1) | 2,535 | 3,350 | 585 | 116,251 | 113,572 | 21,121 |
| 4～6 (Q2) | 2,270 | 2,105 | 751 | 111,586 | 108,726 | 21,270 |
| 平成21年 6月 (Jun) | 469 | 506 | 535 | 41,089 | 40,026 | 23,042 |
| 7 (Jul) | 437 | 377 | 594 | 42,504 | 43,588 | 21,494 |
| 8 (Aug) | 708 | 646 | 656 | 38,324 | 38,965 | 20,504 |
| 9 (Sep) | 833 | 737 | 752 | 41,881 | 41,007 | 21,051 |
| 10 (Oct) | 1,220 | 789 | 1,183 | 42,480 | 41,092 | 21,840 |
| 11 (Nov) | 1,856 | 1,853 | 1,186 | 38,465 | 38,503 | 21,324 |
| 12 (Dec) | 1,605 | 1,391 | 1,400 | 36,135 | 36,460 | 21,068 |
| 22 1 (Jan) | 830 | 1,238 | 991 | 37,529 | 35,631 | 21,972 |
| 2 (Feb) | 1,043 | 994 | 1,041 | 37,031 | 37,819 | 20,011 |
| 3 (Mar) | 662 | 1,118 | 585 | 41,691 | 40,122 | 21,121 |
| 4 (Apr) | 1,203 | 1,084 | 705 | 40,073 | 40,111 | 19,879 |
| 5 (May) | 561 | 656 | 610 | 33,780 | 33,981 | 19,125 |
| 6 (Jun) | 506 | 365 | 751 | 37,733 | 34,634 | 21,270 |
| 7 (Jul) | 838 | 867 | 722 | 35,069 | 34,604 | 20,961 |
| 8 (Aug) | 858 | 462 | 1,119 | 34,589 | 34,415 | 20,718 |
| 前年同月比 Ratio to SM | 21.2 | ▲ 28.5 | 70.6 | ▲ 9.7 | ▲ 11.7 | 1.0 |

(10)特殊鋼熱間圧延鋼材 Special hot-rolled steel

①形状別(生産・販売・在庫) By configuration (Production/Sales/Inventory)

(単位:t、Unit: t)

| 年 月 Year and Month | 合計 Grand total | | | 形鋼 Steel shapes | | |
|---|---|---|---|---|---|---|
| | 生産 Production | 販売 Sales | 在庫 Inventory | 生産 Production | 販売 Sales | 在庫 Inventory |
| 平成19年 (2007) | 21,498,239 | 16,176,609 | 759,726 | 381,911 | 384,850 | 22,646 |
| 20 (2008) | 21,782,133 | 16,344,092 | 720,229 | 397,569 | 398,502 | 18,522 |
| 21 (2009) | 13,269,392 | 9,732,359 | 679,572 | 178,848 | 173,133 | 24,068 |
| 平成20年度 (08FY) | 18,386,478 | 13,867,390 | 545,493 | 316,004 | 319,789 | 14,912 |
| 21 (09FY) | 15,724,851 | 11,379,451 | 660,121 | 244,335 | 245,930 | 13,085 |
| 平成21年 4～6月 (Q2) | 2,632,732 | 1,928,843 | 558,626 | 30,612 | 29,301 | 16,082 |
| 7～9 (Q3) | 3,705,795 | 2,664,336 | 595,942 | 52,962 | 47,061 | 21,885 |
| 10～12 (Q4) | 4,563,774 | 3,263,042 | 679,572 | 73,962 | 71,882 | 24,068 |
| 22 1～3 (Q1) | 4,822,550 | 3,523,230 | 660,121 | 86,799 | 97,686 | 13,085 |
| 4～6 (Q2) | 5,094,817 | 3,661,539 | 691,069 | 106,950 | 95,839 | 24,091 |
| 平成21年 6月 (Jun) | 1,018,282 | 735,191 | 558,626 | 7,921 | 9,009 | 16,082 |
| 7 (Jul) | 1,153,441 | 853,723 | 554,858 | 19,444 | 11,801 | 23,744 |
| 8 (Aug) | 1,231,429 | 811,846 | 637,739 | 10,920 | 19,518 | 15,086 |
| 9 (Sep) | 1,320,925 | 998,767 | 595,942 | 22,598 | 15,742 | 21,885 |
| 10 (Oct) | 1,446,017 | 1,025,430 | 621,626 | 32,260 | 26,119 | 28,072 |
| 11 (Nov) | 1,531,064 | 1,096,024 | 643,616 | 17,657 | 16,478 | 29,192 |
| 12 (Dec) | 1,586,693 | 1,141,588 | 679,572 | 24,045 | 29,285 | 24,068 |
| 22 1 (Jan) | 1,558,309 | 1,089,403 | 684,593 | 23,090 | 25,333 | 21,764 |
| 2 (Feb) | 1,501,947 | 1,100,130 | 720,809 | 22,459 | 17,656 | 26,616 |
| 3 (Mar) | 1,762,294 | 1,333,697 | 660,121 | 41,250 | 54,697 | 13,085 |
| 4 (Apr) | 1,613,310 | 1,116,943 | 708,505 | 36,016 | 21,011 | 28,102 |
| 5 (May) | 1,716,255 | 1,255,119 | 707,761 | 33,610 | 42,368 | 19,368 |
| 6 (Jun) | 1,765,252 | 1,289,477 | 691,069 | 37,324 | 32,460 | 24,091 |
| 7 (Jul) | 1,750,129 | 1,284,026 | 711,120 | 38,383 | 34,234 | 28,184 |
| 8 (Aug) | 1,668,825 | 1,256,542 | 691,814 | 13,480 | 27,107 | 14,512 |
| 前年同月比 Ratio to SM | 35.5 | 54.8 | 8.5 | 23.4 | 38.9 | ▲ 3.8 |

注:形状別在庫には消費者分(当該品目を購入し、他の鉄鋼製品の材料とする生産者)も含む。

Note: Inventories classified by configuration include those held by consumers (producers who purchase said items and use them as materials for other steel products).

(単位:t、Unit: t)

| 年 月 Year and Month | 棒鋼 Bars | | | 管材 Rounds for tubes | | |
|---|---|---|---|---|---|---|
| | 生産 Production | 販売 Sales | 在庫 Inventory | 生産 Production | 販売 Sales | 在庫 Inventory |
| 平成19年 (2007) | 6,724,149 | 6,606,212 | 203,641 | 1,662,975 | 1,170,635 | 87,362 |
| 20 (2008) | 6,883,261 | 6,771,138 | 183,904 | 1,685,010 | 1,190,835 | 67,195 |
| 21 (2009) | 3,448,161 | 3,387,539 | 166,782 | 1,077,489 | 783,730 | 64,943 |
| 平成20年度 (08FY) | 5,631,520 | 5,584,793 | 131,442 | 1,588,152 | 1,152,208 | 54,891 |
| 21 (09FY) | 4,265,765 | 4,113,985 | 169,470 | 1,060,842 | 737,107 | 56,485 |
| 平成21年 4～6月 (Q2) | 686,396 | 664,208 | 139,841 | 224,216 | 175,422 | 47,798 |
| 7～9 (Q3) | 958,467 | 927,648 | 145,685 | 228,063 | 151,602 | 52,068 |
| 10～12 (Q4) | 1,249,527 | 1,192,043 | 166,782 | 304,823 | 206,475 | 64,943 |
| 22 1～3 (Q1) | 1,371,375 | 1,330,086 | 169,470 | 303,740 | 203,608 | 56,485 |
| 4～6 (Q2) | 1,486,008 | 1,435,832 | 175,951 | 322,070 | 203,069 | 49,555 |
| 平成21年 6月 (Jun) | 291,383 | 273,360 | 139,841 | 53,722 | 36,771 | 47,798 |
| 7 (Jul) | 313,189 | 298,877 | 146,552 | 75,792 | 52,858 | 43,651 |
| 8 (Aug) | 276,052 | 268,022 | 144,755 | 71,410 | 46,748 | 44,920 |
| 9 (Sep) | 369,226 | 360,749 | 145,685 | 80,861 | 51,996 | 52,068 |
| 10 (Oct) | 391,004 | 376,667 | 146,111 | 104,804 | 72,626 | 60,670 |
| 11 (Nov) | 426,926 | 396,593 | 162,605 | 90,220 | 59,404 | 52,812 |
| 12 (Dec) | 431,597 | 418,783 | 166,782 | 109,799 | 74,445 | 64,943 |
| 22 1 (Jan) | 433,952 | 410,859 | 176,126 | 108,986 | 70,720 | 66,159 |
| 2 (Feb) | 439,181 | 417,848 | 188,910 | 89,231 | 62,460 | 56,847 |
| 3 (Mar) | 498,242 | 501,379 | 169,470 | 105,523 | 70,428 | 56,485 |
| 4 (Apr) | 461,956 | 431,423 | 185,996 | 111,837 | 74,723 | 56,364 |
| 5 (May) | 499,882 | 483,012 | 189,685 | 131,012 | 87,287 | 67,192 |
| 6 (Jun) | 524,170 | 521,397 | 175,951 | 79,221 | 41,059 | 49,555 |
| 7 (Jul) | 511,675 | 510,350 | 173,074 | 142,936 | 97,246 | 72,366 |
| 8 (Aug) | 485,177 | 472,220 | 178,211 | 113,665 | 78,244 | 70,430 |
| 前年同月比 Ratio to SM | 75.8 | 76.2 | 23.1 | 59.2 | 67.4 | 56.8 |

①形状別（生産・販売・在庫）（つづき） By configuration (Production/Sales/Inventory)

（単位：t、Unit: t）

| 年　月 Year and Month | 線材 Wire rods | | | 鋼板 Sheets and plates | | |
|---|---|---|---|---|---|---|
| | 生産 Production | 販売 Sales | 在庫 Inventory | 生産 Production | 販売 Sales | 在庫 Inventory |
| 平成19年 (2007) | 4,394,559 | 4,286,360 | 155,595 | 2,240,897 | 1,277,909 | 73,141 |
| 20 (2008) | 4,446,064 | 4,322,288 | 170,164 | 2,303,024 | 1,340,702 | 76,397 |
| 21 (2009) | 2,916,079 | 2,838,182 | 176,343 | 1,475,712 | 929,982 | 63,136 |
| 平成20年度 (08FY) | 3,692,415 | 3,610,847 | 127,896 | 2,174,173 | 1,257,078 | 75,040 |
| 21 (09FY) | 3,544,893 | 3,427,755 | 163,373 | 1,496,432 | 896,035 | 61,843 |
| 平成21年 4～6月 (Q2) | 575,452 | 549,821 | 137,430 | 290,698 | 230,614 | 41,934 |
| 7～9 (Q3) | 870,258 | 836,332 | 151,718 | 323,113 | 189,314 | 65,358 |
| 10～12 (Q4) | 1,034,913 | 988,459 | 176,343 | 408,896 | 230,374 | 63,136 |
| 22 1～3 (Q1) | 1,064,270 | 1,053,143 | 163,373 | 473,725 | 245,733 | 61,843 |
| 4～6 (Q2) | 1,070,493 | 1,039,360 | 169,612 | 527,506 | 269,082 | 77,309 |
| 平成21年 6月 (Jun) | 238,999 | 229,910 | 137,430 | 74,609 | 71,835 | 41,934 |
| 7 (Jul) | 275,653 | 266,664 | 139,621 | 89,759 | 59,543 | 55,123 |
| 8 (Aug) | 293,265 | 262,128 | 165,051 | 121,994 | 61,040 | 82,122 |
| 9 (Sep) | 301,340 | 307,540 | 151,718 | 111,360 | 68,731 | 65,358 |
| 10 (Oct) | 316,265 | 304,545 | 155,459 | 117,270 | 69,879 | 55,118 |
| 11 (Nov) | 360,911 | 337,090 | 172,421 | 126,773 | 68,941 | 60,860 |
| 12 (Dec) | 357,737 | 346,824 | 176,343 | 164,853 | 91,554 | 63,136 |
| 22 1 (Jan) | 344,229 | 331,179 | 181,525 | 160,009 | 62,632 | 67,653 |
| 2 (Feb) | 341,223 | 332,895 | 182,597 | 118,886 | 91,104 | 58,624 |
| 3 (Mar) | 378,818 | 389,069 | 163,373 | 194,830 | 91,997 | 61,843 |
| 4 (Apr) | 338,439 | 315,162 | 178,937 | 164,851 | 77,490 | 72,337 |
| 5 (May) | 356,919 | 357,506 | 169,692 | 165,945 | 81,356 | 70,957 |
| 6 (Jun) | 375,135 | 366,692 | 169,612 | 196,710 | 110,236 | 77,309 |
| 7 (Jul) | 360,100 | 361,137 | 160,672 | 153,551 | 90,869 | 81,786 |
| 8 (Aug) | 380,724 | 343,680 | 190,663 | 165,244 | 121,260 | 56,041 |
| 前年同月比 Ratio to SM | 29.8 | 31.1 | 15.5 | 35.5 | 98.7 | ▲ 31.8 |

（単位：t、Unit: t）

| 年　月 Year and Month | 鋼帯 Strips | | |
|---|---|---|---|
| | 生産 Production | 販売 Sales | 在庫 Inventory |
| 平成19年 (2007) | 6,093,748 | 2,450,643 | 217,341 |
| 20 (2008) | 6,067,205 | 2,320,627 | 204,047 |
| 21 (2009) | 4,173,103 | 1,619,793 | 184,300 |
| 平成20年度 (08FY) | 4,984,214 | 1,942,675 | 141,312 |
| 21 (09FY) | 5,112,584 | 1,958,639 | 195,865 |
| 平成21年 4～6月 (Q2) | 825,358 | 279,477 | 175,541 |
| 7～9 (Q3) | 1,272,932 | 512,379 | 159,228 |
| 10～12 (Q4) | 1,491,653 | 573,809 | 184,300 |
| 22 1～3 (Q1) | 1,522,641 | 592,974 | 195,865 |
| 4～6 (Q2) | 1,581,790 | 618,357 | 194,551 |
| 平成21年 6月 (Jun) | 351,648 | 114,306 | 175,541 |
| 7 (Jul) | 379,604 | 163,980 | 146,167 |
| 8 (Aug) | 457,788 | 154,390 | 185,805 |
| 9 (Sep) | 435,540 | 194,009 | 159,228 |
| 10 (Oct) | 484,414 | 175,594 | 176,196 |
| 11 (Nov) | 508,577 | 217,518 | 165,726 |
| 12 (Dec) | 498,662 | 180,697 | 184,300 |
| 22 1 (Jan) | 488,043 | 188,680 | 171,366 |
| 2 (Feb) | 490,967 | 178,167 | 207,215 |
| 3 (Mar) | 543,631 | 226,127 | 195,865 |
| 4 (Apr) | 500,211 | 197,134 | 186,769 |
| 5 (May) | 528,887 | 203,590 | 190,867 |
| 6 (Jun) | 552,692 | 217,633 | 194,551 |
| 7 (Jul) | 543,484 | 190,190 | 195,038 |
| 8 (Aug) | 510,535 | 214,031 | 181,957 |
| 前年同月比 Ratio to SM | 11.5 | 38.6 | ▲ 2.1 |

(10)特殊鋼熱間圧延鋼材(つづき) Special hot-rolled steel

②鋼種別(生産・在庫) By kind of steel (Production/Inventory)

(単位:t、Unit: t)

| 年 月 Year and Month | 合計 Grand total | | 工具鋼 Tool steel | | | | | |
|---|---|---|---|---|---|---|---|---|
| | | | 計 Total | | 炭素工具鋼 Carbon tool steel | | 合金工具鋼 Alloy tool steel | |
| | 生産 Production | 在庫 Inventory | 生産 Production | 在庫 Inventory | 生産 Production | 在庫 Inventory | 生産 Production | 在庫 Inventory |
| 平成19年 (2007) | 21,498,239 | 685,747 | 277,935 | 7,654 | 134,245 | 3,406 | 124,660 | 3,884 |
| 20 (2008) | 21,782,133 | 648,312 | 278,962 | 8,093 | 130,664 | 2,888 | 126,668 | 4,615 |
| 21 (2009) | 13,269,392 | 606,550 | 118,838 | 4,601 | 61,219 | 1,586 | 50,273 | 2,644 |
| 平成20年度 (08FY) | 18,386,478 | 490,257 | 229,637 | 6,194 | 103,857 | 1,560 | 106,579 | 4,086 |
| 21 (09FY) | 15,724,851 | 597,499 | 153,577 | 4,885 | 85,354 | 1,989 | 60,935 | 2,493 |
| 平成21年 4～6月 (Q2) | 2,632,732 | 502,943 | 17,262 | 4,827 | 7,463 | 1,078 | 8,395 | 3,313 |
| 7～9 (Q3) | 3,705,795 | 535,859 | 30,208 | 5,121 | 17,136 | 1,839 | 11,897 | 2,869 |
| 10～12 (Q4) | 4,563,774 | 606,550 | 47,022 | 4,601 | 27,733 | 1,586 | 17,316 | 2,644 |
| 22 1～3 (Q1) | 4,822,550 | 597,499 | 59,085 | 4,885 | 33,022 | 1,989 | 23,327 | 2,493 |
| 4～6 (Q2) | 5,094,817 | 641,290 | 66,271 | 5,979 | 36,108 | 2,464 | 27,192 | 3,077 |
| 平成21年 6月 (Jun) | 1,018,282 | 502,943 | 6,123 | 4,827 | 2,992 | 1,078 | 2,689 | 3,313 |
| 7 (Jul) | 1,153,441 | 504,007 | 9,468 | 4,940 | 5,019 | 1,364 | 3,993 | 3,129 |
| 8 (Aug) | 1,231,429 | 582,705 | 10,027 | 4,871 | 6,128 | 1,567 | 3,594 | 2,880 |
| 9 (Sep) | 1,320,925 | 535,859 | 10,713 | 5,121 | 5,989 | 1,839 | 4,310 | 2,869 |
| 10 (Oct) | 1,446,017 | 551,968 | 15,518 | 5,170 | 10,131 | 2,225 | 4,847 | 2,549 |
| 11 (Nov) | 1,531,064 | 579,643 | 16,174 | 4,204 | 9,133 | 1,237 | 6,406 | 2,611 |
| 12 (Dec) | 1,586,693 | 606,550 | 15,330 | 4,601 | 8,469 | 1,586 | 6,063 | 2,644 |
| 22 1 (Jan) | 1,558,309 | 617,383 | 20,147 | 6,095 | 12,711 | 2,937 | 6,721 | 2,806 |
| 2 (Feb) | 1,501,947 | 657,190 | 18,679 | 5,504 | 9,632 | 2,078 | 8,088 | 3,036 |
| 3 (Mar) | 1,762,294 | 597,499 | 20,259 | 4,885 | 10,679 | 1,989 | 8,518 | 2,493 |
| 4 (Apr) | 1,613,310 | 646,036 | 21,445 | 6,247 | 12,253 | 3,135 | 8,317 | 2,635 |
| 5 (May) | 1,716,255 | 636,306 | 21,450 | 7,011 | 11,528 | 3,201 | 8,914 | 3,335 |
| 6 (Jun) | 1,765,252 | 641,290 | 23,376 | 5,979 | 12,327 | 2,464 | 9,961 | 3,077 |
| 7 (Jul) | 1,750,129 | 645,952 | 23,099 | 5,865 | 11,886 | 2,444 | 10,095 | 2,949 |
| 8 (Aug) | 1,668,825 | 624,364 | 20,333 | 6,331 | 11,167 | 3,027 | 8,200 | 2,787 |
| 前年同月比 Ratio to SM | 35.5 | 7.1 | 102.8 | 30.0 | 82.2 | 93.2 | 128.2 | ▲ 3.2 |

注:合計には合わせ鋼材は含まない。

Note: Clad steel is not included in the grand total.

(単位:t、Unit: t)

| 年 月 Year and Month | 工具鋼 Tool steel | | | | 構造用鋼 Structural steel | | | |
|---|---|---|---|---|---|---|---|---|
| | 高速度工具鋼 High-speed tool steel | | その他の工具鋼 Other tool steel | | 計 Total | | 機械構造用炭素鋼 Carbon steel for machine structure | |
| | 生産 Production | 在庫 Inventory | 生産 Production | 在庫 Inventory | 生産 Production | 在庫 Inventory | 生産 Production | 在庫 Inventory |
| 平成19年 (2007) | 15,951 | 364 | 3,079 | − | 9,202,600 | 245,788 | 5,099,889 | 159,314 |
| 20 (2008) | 17,876 | 590 | 3,754 | − | 9,344,488 | 256,087 | 5,152,106 | 158,724 |
| 21 (2009) | 6,555 | 363 | 791 | 8 | 5,205,075 | 245,118 | 2,843,319 | 153,500 |
| 平成20年度 (08FY) | 15,624 | 548 | 3,577 | − | 7,802,014 | 181,584 | 4,231,269 | 115,083 |
| 21 (09FY) | 7,163 | 403 | 125 | − | 6,251,944 | 237,973 | 3,505,715 | 150,279 |
| 平成21年 4～6月 (Q2) | 1,388 | 436 | 16 | − | 1,019,026 | 192,298 | 544,697 | 127,431 |
| 7～9 (Q3) | 1,143 | 413 | 32 | − | 1,435,548 | 201,794 | 820,895 | 127,772 |
| 10～12 (Q4) | 1,948 | 363 | 25 | 8 | 1,840,829 | 245,118 | 1,035,289 | 153,500 |
| 22 1～3 (Q1) | 2,684 | 403 | 52 | − | 1,956,541 | 237,973 | 1,104,834 | 150,279 |
| 4～6 (Q2) | 2,961 | 438 | 10 | − | 2,054,971 | 254,832 | 1,151,520 | 156,736 |
| 平成21年 6月 (Jun) | 434 | 436 | 8 | − | 398,523 | 192,298 | 229,443 | 127,431 |
| 7 (Jul) | 440 | 447 | 16 | − | 468,586 | 205,005 | 265,639 | 132,267 |
| 8 (Aug) | 299 | 415 | 6 | 9 | 443,847 | 212,415 | 259,688 | 138,524 |
| 9 (Sep) | 404 | 413 | 10 | − | 523,115 | 201,794 | 295,568 | 127,772 |
| 10 (Oct) | 540 | 396 | − | − | 573,684 | 199,371 | 325,289 | 125,382 |
| 11 (Nov) | 616 | 348 | 19 | 8 | 620,765 | 231,168 | 351,324 | 145,974 |
| 12 (Dec) | 792 | 363 | 6 | 8 | 646,380 | 245,118 | 358,676 | 153,500 |
| 22 1 (Jan) | 695 | 352 | 20 | − | 637,513 | 246,810 | 356,315 | 157,404 |
| 2 (Feb) | 929 | 390 | 30 | − | 616,223 | 260,230 | 349,968 | 166,647 |
| 3 (Mar) | 1,060 | 403 | 2 | − | 702,805 | 237,973 | 398,551 | 150,279 |
| 4 (Apr) | 869 | 477 | 6 | − | 654,811 | 262,651 | 367,904 | 171,504 |
| 5 (May) | 1,004 | 475 | 4 | − | 711,243 | 271,278 | 386,567 | 172,319 |
| 6 (Jun) | 1,088 | 438 | − | − | 688,917 | 254,832 | 397,049 | 156,736 |
| 7 (Jul) | 1,118 | 472 | − | − | 738,350 | 255,341 | 394,813 | 155,400 |
| 8 (Aug) | 966 | 517 | − | − | 702,724 | 259,839 | 405,755 | 168,094 |
| 前年同月比 Ratio to SM | 223.1 | 24.6 | − | − | 58.3 | 22.3 | 56.2 | 21.3 |

②鋼種別(生産・在庫)(つづき) By kind of steel (Production/Inventory)

(単位:t、Unit: t)

| 年 月 Year and Month | 構造用鋼 Structural steel | | 特殊用途鋼 Steel for special purposes | | | | | |
|---|---|---|---|---|---|---|---|---|
| | 構造用合金鋼 Alloy steel for structure | | 計 Total | | ばね鋼 Spring steel | | 軸受鋼 Bearing steel | |
| | 生産 Production | 在庫 Inventory | 生産 Production | 在庫 Inventory | 生産 Production | 在庫 Inventory | 生産 Production | 在庫 Inventory |
| 平成19年 (2007) | 4,102,711 | 86,474 | 12,017,704 | 432,305 | 504,131 | 25,311 | 923,983 | 27,623 |
| 20 (2008) | 4,192,382 | 97,363 | 12,158,683 | 384,132 | 509,061 | 20,118 | 1,047,806 | 33,335 |
| 21 (2009) | 2,361,756 | 91,618 | 7,945,479 | 356,831 | 290,195 | 25,398 | 546,103 | 31,876 |
| 平成20年度 (08FY) | 3,570,745 | 66,501 | 10,354,827 | 302,479 | 409,750 | 15,277 | 869,298 | 24,709 |
| 21 (09FY) | 2,746,229 | 87,694 | 9,319,330 | 354,641 | 356,793 | 24,585 | 687,413 | 31,484 |
| 平成21年 4～6月 (Q2) | 474,329 | 64,867 | 1,596,444 | 305,818 | 58,453 | 15,972 | 97,382 | 22,774 |
| 7～9 (Q3) | 614,653 | 74,022 | 2,240,039 | 328,944 | 89,766 | 24,143 | 160,568 | 26,777 |
| 10～12 (Q4) | 805,540 | 91,618 | 2,675,923 | 356,831 | 102,727 | 25,398 | 201,908 | 31,876 |
| 22 1～3 (Q1) | 851,707 | 87,694 | 2,806,924 | 354,641 | 105,847 | 24,585 | 227,555 | 31,484 |
| 4～6 (Q2) | 903,451 | 98,096 | 2,973,575 | 380,479 | 104,548 | 21,998 | 245,163 | 29,704 |
| 平成21年 6月 (Jun) | 169,080 | 64,867 | 613,636 | 305,818 | 22,075 | 15,972 | 46,870 | 22,774 |
| 7 (Jul) | 202,947 | 72,738 | 675,387 | 294,062 | 24,923 | 16,063 | 50,857 | 23,978 |
| 8 (Aug) | 184,159 | 73,891 | 777,555 | 365,419 | 31,585 | 24,436 | 50,299 | 25,494 |
| 9 (Sep) | 227,547 | 74,022 | 787,097 | 328,944 | 33,258 | 24,143 | 59,412 | 26,777 |
| 10 (Oct) | 248,395 | 73,989 | 856,815 | 347,427 | 35,911 | 26,109 | 63,527 | 27,154 |
| 11 (Nov) | 269,441 | 85,194 | 894,125 | 344,271 | 31,688 | 21,800 | 69,416 | 32,092 |
| 12 (Dec) | 287,704 | 91,618 | 924,983 | 356,831 | 35,128 | 25,398 | 68,965 | 31,876 |
| 22 1 (Jan) | 281,198 | 89,406 | 900,649 | 364,478 | 34,119 | 26,102 | 71,160 | 32,982 |
| 2 (Feb) | 266,255 | 93,583 | 867,045 | 391,456 | 35,533 | 26,446 | 73,386 | 33,873 |
| 3 (Mar) | 304,254 | 87,694 | 1,039,230 | 354,641 | 36,195 | 24,585 | 83,009 | 31,484 |
| 4 (Apr) | 286,907 | 91,147 | 937,054 | 377,138 | 33,836 | 24,314 | 80,297 | 35,545 |
| 5 (May) | 324,676 | 98,959 | 983,562 | 358,017 | 33,398 | 23,335 | 81,068 | 32,273 |
| 6 (Jun) | 291,868 | 98,096 | 1,052,959 | 380,479 | 37,314 | 21,998 | 83,798 | 29,704 |
| 7 (Jul) | 343,537 | 99,941 | 988,680 | 384,746 | 38,797 | 21,643 | 83,820 | 29,349 |
| 8 (Aug) | 296,969 | 91,745 | 945,768 | 358,194 | 35,996 | 24,769 | 75,045 | 32,435 |
| 前年同月比 Ratio to SM | 61.3 | 24.2 | 21.6 | ▲ 2.0 | 14.0 | 1.4 | 49.2 | 27.2 |

(単位:t、Unit: t)

| 年 月 Year and Month | 特殊用途鋼(つづき) Steel for special purposes | | | | | | |
|---|---|---|---|---|---|---|---|
| | ステンレス鋼 Stainless steel | | | | | | |
| | 生産 Production | | | | | | 在庫 Inventory |
| | 小計 Sub-total | Cr系 Cr stainless steel | Cr-Mo系 Cr-Mo stainless steel | Cr-Mn系 Cr-Mn stainless steel | Cr-Ni系 Cr-Ni stainless steel | Cr-Ni-Mo系 Cr-Ni-Mo stainless steel | |
| 平成19年 (2007) | 3,492,210 | 1,322,334 | 226,344 | 107,386 | 1,518,137 | 318,009 | 165,130 |
| 20 (2008) | 3,209,876 | 1,247,297 | 219,456 | 86,498 | 1,356,663 | 299,962 | 117,440 |
| 21 (2009) | 2,346,002 | 806,856 | 130,922 | 49,155 | 1,141,607 | 217,462 | 108,939 |
| 平成20年度 (08FY) | 2,724,499 | 1,047,988 | 182,452 | 72,217 | 1,156,020 | 265,822 | 97,968 |
| 21 (09FY) | 2,717,181 | 968,152 | 163,036 | 58,532 | 1,293,843 | 233,618 | 114,320 |
| 平成21年 4～6月 (Q2) | 486,835 | 145,750 | 24,608 | 8,581 | 257,570 | 50,326 | 101,155 |
| 7～9 (Q3) | 734,385 | 259,942 | 38,078 | 16,724 | 360,463 | 59,178 | 99,413 |
| 10～12 (Q4) | 753,059 | 283,770 | 47,667 | 16,357 | 345,332 | 59,933 | 108,939 |
| 22 1～3 (Q1) | 742,902 | 278,690 | 52,683 | 16,870 | 330,478 | 64,181 | 114,320 |
| 4～6 (Q2) | 802,303 | 314,248 | 53,562 | 15,395 | 352,265 | 66,833 | 111,038 |
| 平成21年 6月 (Jun) | 188,821 | 59,629 | 10,114 | 3,810 | 96,893 | 18,375 | 101,155 |
| 7 (Jul) | 232,971 | 75,441 | 12,547 | 5,270 | 119,572 | 20,141 | 94,154 |
| 8 (Aug) | 250,784 | 95,352 | 14,054 | 5,746 | 117,908 | 17,724 | 104,683 |
| 9 (Sep) | 250,630 | 89,149 | 11,477 | 5,708 | 122,983 | 21,313 | 99,413 |
| 10 (Oct) | 267,731 | 92,386 | 14,443 | 5,024 | 135,905 | 19,973 | 115,302 |
| 11 (Nov) | 231,574 | 90,255 | 16,121 | 5,377 | 101,530 | 18,291 | 96,428 |
| 12 (Dec) | 253,754 | 101,129 | 17,103 | 5,956 | 107,897 | 21,669 | 108,939 |
| 22 1 (Jan) | 229,579 | 89,386 | 16,558 | 6,325 | 98,890 | 18,420 | 95,749 |
| 2 (Feb) | 243,236 | 86,088 | 18,846 | 6,770 | 108,718 | 22,814 | 110,024 |
| 3 (Mar) | 270,087 | 103,216 | 17,279 | 3,775 | 122,870 | 22,947 | 114,320 |
| 4 (Apr) | 265,881 | 98,439 | 19,369 | 5,175 | 121,294 | 21,604 | 113,597 |
| 5 (May) | 258,728 | 104,968 | 15,632 | 5,577 | 110,059 | 22,492 | 113,956 |
| 6 (Jun) | 277,694 | 110,841 | 18,561 | 4,643 | 120,912 | 22,737 | 111,038 |
| 7 (Jul) | 259,859 | 106,155 | 17,893 | 5,489 | 107,160 | 23,162 | 110,644 |
| 8 (Aug) | 246,718 | 107,995 | 17,532 | 6,018 | 94,403 | 20,770 | 115,762 |
| 前年同月比 Ratio to SM | ▲ 1.6 | 13.3 | 24.7 | 4.7 | ▲ 19.9 | 17.2 | 10.6 |

注:19年よりステンレス鋼の定義及び鋼種を変更した。
Note: In 2007, the definition and category for Stainless Steel changed.

②鋼種別(生産・在庫)(つづき) By kind of steel (Production/Inventory)　　(単位:t、Unit: t)

| 年　月 Year and Month | 特殊用途鋼 (つづき) Steel for special purposes | | | | | | | |
|---|---|---|---|---|---|---|---|---|
| | 快削鋼 Free-cutting steel | | ピアノ線材 Piano wire rods | | 高抗張力鋼 High-tensile-strength steel | | その他の特殊用途鋼 Other steel for special purposes | |
| | 生産 Production | 在庫 Inventory | 生産 Production | 在庫 Inventory | 生産 Production | 在庫 Inventory | 生産 Production | 在庫 Inventory |
| 平成19年 (2007) | 987,711 | 37,346 | 720,635 | 26,422 | 5,278,383 | 145,944 | 110,651 | 4,529 |
| 20 (2008) | 919,300 | 34,460 | 789,847 | 30,533 | 5,580,765 | 143,757 | 102,028 | 4,489 |
| 21 (2009) | 526,073 | 32,693 | 532,406 | 23,972 | 3,630,014 | 131,497 | 74,686 | 2,456 |
| 平成20年度 (08FY) | 748,715 | 25,398 | 687,202 | 23,587 | 4,821,881 | 112,391 | 93,482 | 3,149 |
| 21 (09FY) | 654,708 | 30,093 | 599,639 | 20,668 | 4,225,196 | 130,480 | 78,400 | 3,011 |
| 平成21年 4～6月 (Q2) | 109,624 | 32,317 | 107,870 | 19,480 | 718,177 | 110,833 | 18,103 | 3,287 |
| 7～9 (Q3) | 137,452 | 30,858 | 149,072 | 24,827 | 945,678 | 119,106 | 23,118 | 3,820 |
| 10～12 (Q4) | 202,624 | 32,693 | 167,367 | 23,972 | 1,233,237 | 131,497 | 15,001 | 2,456 |
| 22 1～3 (Q1) | 205,008 | 30,093 | 175,330 | 20,668 | 1,328,104 | 130,480 | 22,178 | 3,011 |
| 4～6 (Q2) | 200,723 | 30,670 | 187,585 | 29,350 | 1,413,920 | 154,613 | 19,333 | 3,106 |
| 平成21年 6月 (Jun) | 47,331 | 32,317 | 38,813 | 19,480 | 261,963 | 110,833 | 7,763 | 3,287 |
| 7 (Jul) | 39,713 | 32,266 | 46,521 | 18,510 | 272,467 | 106,092 | 7,935 | 2,999 |
| 8 (Aug) | 40,430 | 31,657 | 52,418 | 25,325 | 344,272 | 149,592 | 7,767 | 4,232 |
| 9 (Sep) | 57,309 | 30,858 | 50,133 | 24,827 | 328,939 | 119,106 | 7,416 | 3,820 |
| 10 (Oct) | 60,263 | 28,032 | 51,900 | 28,873 | 372,066 | 118,895 | 5,417 | 3,062 |
| 11 (Nov) | 74,411 | 35,428 | 57,255 | 25,033 | 425,103 | 130,477 | 4,678 | 3,013 |
| 12 (Dec) | 67,950 | 32,693 | 58,212 | 23,972 | 436,068 | 131,497 | 4,906 | 2,456 |
| 22 1 (Jan) | 66,490 | 35,998 | 58,308 | 30,537 | 434,283 | 140,631 | 6,710 | 2,479 |
| 2 (Feb) | 66,168 | 32,952 | 53,158 | 26,673 | 389,169 | 158,537 | 6,395 | 2,951 |
| 3 (Mar) | 72,350 | 30,093 | 63,864 | 20,668 | 504,652 | 130,480 | 9,073 | 3,011 |
| 4 (Apr) | 57,593 | 28,184 | 64,801 | 34,068 | 428,828 | 138,821 | 5,818 | 2,609 |
| 5 (May) | 70,828 | 29,808 | 53,615 | 19,949 | 480,347 | 137,076 | 5,578 | 1,620 |
| 6 (Jun) | 72,302 | 30,670 | 69,169 | 29,350 | 504,745 | 154,613 | 7,937 | 3,106 |
| 7 (Jul) | 63,517 | 29,354 | 60,553 | 22,291 | 473,492 | 168,871 | 8,642 | 2,594 |
| 8 (Aug) | 63,477 | 29,841 | 69,760 | 33,228 | 447,286 | 118,984 | 7,486 | 3,175 |
| 前年同月比 Ratio to SM | 57.0 | ▲ 5.7 | 33.1 | 31.2 | 29.9 | ▲ 20.5 | ▲ 3.6 | ▲ 25.0 |

注:その他の特殊用途鋼には耐熱鋼、高マンガン鋼が含まれる。なお、平成19年よりステンレス鋼の定義変更に伴い耐熱鋼の一部がステンレス鋼に移動したため、平成18年以前は不連続となっている。

Note: Other Steel for Special Purposes includes heat-resisting and high-manganese steel. In addition, because classifications for steel categories changed in 2007, and some categories of heat-resisting steel have been moved to the Stainless Steel category this category has been discontinued since 2006.

## (11)鋼管 Steel pipes and tubes

①総表(生産・販売・在庫) Summary table (Production/Sales/Inventory)　　(単位:t、Unit: t)

| 年　月 Year and Month | 合わせ鋼材 Clad steel | | 合計 Grand total | | | 普通鋼 Ordinary steel 計 Total | | |
|---|---|---|---|---|---|---|---|---|
| | 生産 Production | 在庫 Inventory | 生産 Production | 販売 Sales | 在庫 Inventory | 生産 Production | 販売 Sales | 在庫 Inventory |
| 平成19年 (2007) | 80,795 | 1,047 | 9,895,311 | 9,042,708 | 707,847 | 6,885,047 | 6,269,925 | 454,357 |
| 20 (2008) | 82,452 | 1,032 | 9,721,750 | 9,024,188 | 639,488 | 6,568,860 | 6,093,031 | 410,014 |
| 21 (2009) | 59,862 | 1,403 | 6,172,324 | 5,732,360 | 558,066 | 4,321,614 | 3,999,508 | 343,149 |
| 平成20年度 (08FY) | 77,797 | 1,582 | 8,908,905 | 8,320,364 | 486,002 | 5,953,295 | 5,542,503 | 337,059 |
| 21 (09FY) | 59,516 | 341 | 6,454,434 | 5,807,441 | 523,640 | 4,484,912 | 4,058,978 | 334,284 |
| 平成21年 4～6月 (Q2) | 14,510 | 1,255 | 1,293,887 | 1,235,409 | 441,053 | 929,662 | 875,186 | 312,434 |
| 7～9 (Q3) | 13,533 | 2,070 | 1,481,951 | 1,299,393 | 489,228 | 1,093,311 | 988,098 | 316,099 |
| 10～12 (Q4) | 15,235 | 1,403 | 1,749,781 | 1,517,962 | 558,066 | 1,200,399 | 1,052,160 | 343,149 |
| 22 1～3 (Q1) | 16,238 | 341 | 1,928,815 | 1,754,677 | 523,640 | 1,261,540 | 1,143,534 | 334,284 |
| 4～6 (Q2) | 17,983 | 1,557 | 1,944,877 | 1,756,649 | 531,999 | 1,297,831 | 1,159,121 | 341,015 |
| 平成21年 6月 (Jun) | 4,847 | 1,255 | 419,761 | 458,858 | 441,053 | 322,264 | 314,703 | 312,434 |
| 7 (Jul) | 5,175 | 2,163 | 464,494 | 414,321 | 452,234 | 351,888 | 325,634 | 310,275 |
| 8 (Aug) | 4,119 | 1,969 | 478,911 | 415,136 | 469,483 | 355,528 | 301,607 | 329,335 |
| 9 (Sep) | 4,239 | 2,070 | 538,546 | 469,936 | 489,228 | 385,895 | 360,857 | 316,099 |
| 10 (Oct) | 5,601 | 1,564 | 557,937 | 483,729 | 509,760 | 401,324 | 363,464 | 311,422 |
| 11 (Nov) | 5,124 | 1,405 | 598,199 | 504,742 | 547,422 | 410,496 | 348,407 | 332,968 |
| 12 (Dec) | 4,510 | 1,403 | 593,645 | 529,491 | 558,066 | 388,579 | 340,289 | 343,149 |
| 22 1 (Jan) | 4,864 | 1,270 | 617,684 | 534,486 | 570,552 | 397,609 | 340,719 | 356,790 |
| 2 (Feb) | 6,032 | 2,032 | 600,927 | 530,541 | 572,314 | 398,833 | 349,789 | 363,800 |
| 3 (Mar) | 5,342 | 341 | 710,204 | 689,650 | 523,640 | 465,098 | 453,026 | 334,284 |
| 4 (Apr) | 6,239 | 1,677 | 669,132 | 535,143 | 598,607 | 440,995 | 382,302 | 348,916 |
| 5 (May) | 5,276 | 1,804 | 642,275 | 588,925 | 591,878 | 419,906 | 386,071 | 340,558 |
| 6 (Jun) | 6,468 | 1,557 | 633,470 | 632,581 | 531,999 | 436,930 | 390,748 | 341,015 |
| 7 (Jul) | 6,394 | 1,564 | 643,846 | 571,391 | 545,734 | 434,763 | 387,508 | 347,466 |
| 8 (Aug) | 5,423 | 1,668 | 616,395 | 551,276 | 551,849 | 414,172 | 378,558 | 344,695 |
| 前年同月比 Ratio to SM | 31.7 | ▲ 15.3 | 28.7 | 32.8 | 17.5 | 16.5 | 25.5 | 4.7 |

注:在庫には鋼管、冷延等の専業事業所の素材在庫を除く。

Note: Material inventories of steel pipes, cold-rolled products, etc. at specialized business establishments are excluded.

(11)鋼管 Steel pipes and tubes

①総表(生産・販売・在庫)(つづき) Summary table (Production/Sales/Inventory)

(単位:t、Unit: t)

| 年 月 Year and Month | 普 通 鋼 Ordinary steel | | | | | |
|---|---|---|---|---|---|---|
| | 熱間鋼管 Hot-steel pipes and tubes | | | 冷けん鋼管 Cold-drawn steel pipes and tubes | | |
| | 生産 Production | 販売 Sales | 在庫 Inventory | 生産 Production | 販売 Sales | 在庫 Inventory |
| 平成19年 (2007) | 5,861,226 | 5,311,503 | 389,122 | 358,795 | 352,976 | 11,647 |
| 20 (2008) | 5,589,267 | 5,163,939 | 347,776 | 346,048 | 341,034 | 10,336 |
| 21 (2009) | 3,654,832 | 3,365,840 | 289,759 | 187,308 | 189,073 | 9,204 |
| 平成20年度 (08FY) | 5,083,751 | 4,714,278 | 285,322 | 288,897 | 284,842 | 9,365 |
| 21 (09FY) | 3,755,998 | 3,372,331 | 286,494 | 217,297 | 218,703 | 8,603 |
| 平成21年 4～6月 (Q2) | 786,890 | 738,967 | 262,914 | 38,299 | 39,120 | 9,130 |
| 7～9 (Q3) | 919,264 | 827,717 | 263,003 | 50,607 | 51,302 | 9,289 |
| 10～12 (Q4) | 998,822 | 864,324 | 289,759 | 61,621 | 61,207 | 9,204 |
| 22 1～3 (Q1) | 1,051,022 | 941,323 | 286,494 | 66,770 | 67,074 | 8,603 |
| 4～6 (Q2) | 1,081,624 | 956,975 | 288,467 | 65,885 | 65,093 | 9,365 |
| 平成21年 6月 (Jun) | 271,502 | 266,916 | 262,914 | 15,091 | 15,091 | 9,130 |
| 7 (Jul) | 297,739 | 271,930 | 262,697 | 16,639 | 16,890 | 9,318 |
| 8 (Aug) | 299,016 | 252,692 | 278,076 | 14,979 | 15,247 | 8,902 |
| 9 (Sep) | 322,509 | 303,095 | 263,003 | 18,989 | 19,165 | 9,289 |
| 10 (Oct) | 332,939 | 300,237 | 257,428 | 20,422 | 20,540 | 8,995 |
| 11 (Nov) | 343,406 | 286,237 | 278,758 | 20,790 | 20,701 | 8,980 |
| 12 (Dec) | 322,477 | 277,850 | 289,759 | 20,409 | 19,966 | 9,204 |
| 22 1 (Jan) | 328,077 | 276,334 | 300,177 | 20,193 | 20,209 | 9,045 |
| 2 (Feb) | 330,730 | 283,641 | 312,522 | 22,337 | 22,220 | 9,158 |
| 3 (Mar) | 392,215 | 381,348 | 286,494 | 24,240 | 24,645 | 8,603 |
| 4 (Apr) | 369,071 | 316,567 | 297,516 | 22,239 | 21,635 | 9,587 |
| 5 (May) | 349,822 | 319,001 | 289,453 | 20,598 | 20,103 | 10,060 |
| 6 (Jun) | 362,731 | 321,407 | 288,467 | 23,048 | 23,355 | 9,365 |
| 7 (Jul) | 366,141 | 323,681 | 294,872 | 23,609 | 23,585 | 9,174 |
| 8 (Aug) | 348,915 | 316,837 | 292,984 | 21,376 | 20,755 | 9,393 |
| 前年同月比 Ratio to SM | 16.7 | 25.4 | 5.4 | 42.7 | 36.1 | 5.5 |

(単位:t、Unit: t)

| 年 月 Year and Month | 普通鋼 Ordinary steel | | | 特殊鋼 Special steel | | |
|---|---|---|---|---|---|---|
| | めっき鋼管 Metallic-coated steel pipes and tubes | | | 計 Total | | |
| | 生産 Production | 販売 Sales | 在庫 Inventory | 生産 Production | 販売 Sales | 在庫 Inventory |
| 平成19年 (2007) | 665,026 | 605,446 | 53,588 | 3,010,264 | 2,772,783 | 253,490 |
| 20 (2008) | 633,545 | 588,058 | 51,902 | 3,152,890 | 2,931,157 | 229,474 |
| 21 (2009) | 479,474 | 444,595 | 44,186 | 1,850,710 | 1,732,852 | 214,917 |
| 平成20年度 (08FY) | 580,647 | 543,383 | 42,372 | 2,955,610 | 2,777,861 | 148,943 |
| 21 (09FY) | 511,617 | 467,944 | 39,187 | 1,969,522 | 1,748,463 | 189,356 |
| 平成21年 4～6月 (Q2) | 104,473 | 97,099 | 40,390 | 364,225 | 360,223 | 128,619 |
| 7～9 (Q3) | 123,440 | 109,079 | 43,807 | 388,640 | 311,295 | 173,129 |
| 10～12 (Q4) | 139,956 | 126,629 | 44,186 | 549,382 | 465,802 | 214,917 |
| 22 1～3 (Q1) | 143,748 | 135,137 | 39,187 | 667,275 | 611,143 | 189,356 |
| 4～6 (Q2) | 150,322 | 137,053 | 43,183 | 647,046 | 597,528 | 190,984 |
| 平成21年 6月 (Jun) | 35,671 | 32,696 | 40,390 | 97,497 | 144,155 | 128,619 |
| 7 (Jul) | 37,510 | 36,814 | 38,260 | 112,606 | 88,687 | 141,959 |
| 8 (Aug) | 41,533 | 33,668 | 42,357 | 123,383 | 113,529 | 140,148 |
| 9 (Sep) | 44,397 | 38,597 | 43,807 | 152,651 | 109,079 | 173,129 |
| 10 (Oct) | 47,963 | 42,687 | 44,999 | 156,613 | 120,265 | 198,338 |
| 11 (Nov) | 46,300 | 41,469 | 45,230 | 187,703 | 156,335 | 214,454 |
| 12 (Dec) | 45,693 | 42,473 | 44,186 | 205,066 | 189,202 | 214,917 |
| 22 1 (Jan) | 49,339 | 44,176 | 47,568 | 220,075 | 193,767 | 213,762 |
| 2 (Feb) | 45,766 | 43,928 | 42,120 | 202,094 | 180,752 | 208,514 |
| 3 (Mar) | 48,643 | 47,033 | 39,187 | 245,106 | 236,624 | 189,356 |
| 4 (Apr) | 49,685 | 44,100 | 41,813 | 228,137 | 152,841 | 249,691 |
| 5 (May) | 49,486 | 46,967 | 41,045 | 222,369 | 202,854 | 251,320 |
| 6 (Jun) | 51,151 | 45,986 | 43,183 | 196,540 | 241,833 | 190,984 |
| 7 (Jul) | 45,013 | 40,242 | 43,420 | 209,083 | 183,883 | 198,268 |
| 8 (Aug) | 43,881 | 40,966 | 42,318 | 202,223 | 172,718 | 207,154 |
| 前年同月比 Ratio to SM | 5.7 | 21.7 | ▲ 0.1 | 63.9 | 52.1 | 47.8 |

①総表（生産・販売・在庫）（つづき） Summary table (Production/Sales/Inventory)

（単位：t、Unit: t）

| 年　月 Year and Month | 特殊鋼 Special steel | | | | | |
|---|---|---|---|---|---|---|
| | 熱間鋼管 Hot-steel pipes and tubes | | | 冷けん鋼管 Cold-drawn steel pipes and tubes | | |
| | 生産 Production | 販売 Sales | 在庫 Inventory | 生産 Production | 販売 Sales | 在庫 Inventory |
| 平成19年 (2007) | 2,825,454 | 2,597,662 | 244,819 | 184,810 | 175,121 | 8,671 |
| 20 (2008) | 2,952,923 | 2,748,562 | 216,150 | 199,967 | 182,595 | 13,324 |
| 21 (2009) | 1,737,245 | 1,624,613 | 206,020 | 113,465 | 108,239 | 8,897 |
| 平成20年度 (08FY) | 2,777,052 | 2,612,117 | 139,027 | 178,558 | 165,744 | 9,916 |
| 21 (09FY) | 1,847,269 | 1,634,729 | 181,707 | 122,253 | 113,734 | 7,649 |
| 平成21年 4～6月 (Q2) | 343,690 | 339,323 | 120,814 | 20,535 | 20,900 | 7,805 |
| 7～9 (Q3) | 359,825 | 284,833 | 165,718 | 28,815 | 26,462 | 7,411 |
| 10～12 (Q4) | 513,991 | 435,325 | 206,020 | 35,391 | 30,477 | 8,897 |
| 22 1～3 (Q1) | 629,763 | 575,248 | 181,707 | 37,512 | 35,895 | 7,649 |
| 4～6 (Q2) | 608,632 | 561,511 | 183,978 | 38,414 | 36,017 | 7,006 |
| 平成21年 6月 (Jun) | 90,150 | 137,678 | 120,814 | 7,347 | 6,477 | 7,805 |
| 7 (Jul) | 104,573 | 80,634 | 134,947 | 8,033 | 8,053 | 7,012 |
| 8 (Aug) | 113,995 | 105,122 | 133,110 | 9,388 | 8,407 | 7,038 |
| 9 (Sep) | 141,257 | 99,077 | 165,718 | 11,394 | 10,002 | 7,411 |
| 10 (Oct) | 145,558 | 110,121 | 191,076 | 11,055 | 10,144 | 7,262 |
| 11 (Nov) | 176,018 | 146,338 | 206,664 | 11,685 | 9,997 | 7,790 |
| 12 (Dec) | 192,415 | 178,866 | 206,020 | 12,651 | 10,336 | 8,897 |
| 22 1 (Jan) | 208,418 | 183,486 | 204,464 | 11,657 | 10,281 | 9,298 |
| 2 (Feb) | 190,288 | 168,783 | 200,274 | 11,806 | 11,969 | 8,240 |
| 3 (Mar) | 231,057 | 222,979 | 181,707 | 14,049 | 13,645 | 7,649 |
| 4 (Apr) | 215,119 | 140,637 | 242,423 | 13,018 | 12,204 | 7,268 |
| 5 (May) | 209,233 | 190,967 | 243,726 | 13,136 | 11,887 | 7,594 |
| 6 (Jun) | 184,280 | 229,907 | 183,978 | 12,260 | 11,926 | 7,006 |
| 7 (Jul) | 195,468 | 172,297 | 190,450 | 13,615 | 11,586 | 7,818 |
| 8 (Aug) | 189,831 | 161,349 | 199,020 | 12,392 | 11,369 | 8,134 |
| 前年同月比 Ratio to SM | 66.5 | 53.5 | 49.5 | 32.0 | 35.2 | 15.6 |

②製法別・鋼種別生産内訳 Production by manufacturing method/kind of steel

（単位：t、Unit: t）

| 年　月 Year and Month | 普通鋼熱間鋼管（製法別）Ordinary hot-steel pipes and tubes (by method) | | | | |
|---|---|---|---|---|---|
| | 計 Total | 継目無鋼管 Seamless pipes and tubes | 鍛接鋼管 Butt welded pipes and tubes | 電縫鋼管 Electric-welded pipes and tubes | 電弧溶接鋼管 Arc-welded pipes and tubes |
| 平成19年 (2007) | 5,861,226 | 707,264 | 221,031 | 3,740,718 | 1,192,213 |
| 20 (2008) | 5,589,267 | 706,868 | 212,523 | 3,541,420 | 1,128,456 |
| 21 (2009) | 3,654,832 | 484,736 | 135,140 | 2,283,332 | 751,624 |
| 平成20年度 (08FY) | 5,083,751 | 687,451 | 198,747 | 3,141,005 | 1,056,548 |
| 21 (09FY) | 3,755,998 | 468,186 | 136,076 | 2,449,117 | 702,619 |
| 平成21年 4～6月 (Q2) | 786,890 | 94,556 | 24,179 | 483,795 | 184,360 |
| 7～9 (Q3) | 919,264 | 110,814 | 33,314 | 598,440 | 176,696 |
| 10～12 (Q4) | 998,822 | 121,460 | 39,499 | 680,032 | 157,831 |
| 22 1～3 (Q1) | 1,051,022 | 141,356 | 39,084 | 686,850 | 183,732 |
| 4～6 (Q2) | 1,081,624 | 122,057 | 45,490 | 734,214 | 179,863 |
| 平成21年 6月 (Jun) | 271,502 | 18,849 | 7,659 | 178,223 | 66,771 |
| 7 (Jul) | 297,739 | 39,588 | 9,633 | 184,119 | 64,399 |
| 8 (Aug) | 299,016 | 34,629 | 11,949 | 193,328 | 59,110 |
| 9 (Sep) | 322,509 | 36,597 | 11,732 | 220,993 | 53,187 |
| 10 (Oct) | 332,939 | 31,561 | 15,147 | 234,201 | 52,030 |
| 11 (Nov) | 343,406 | 41,227 | 11,829 | 234,993 | 55,357 |
| 12 (Dec) | 322,477 | 48,672 | 12,523 | 210,838 | 50,444 |
| 22 1 (Jan) | 328,077 | 48,674 | 13,935 | 212,037 | 53,431 |
| 2 (Feb) | 330,730 | 35,002 | 11,906 | 216,967 | 66,855 |
| 3 (Mar) | 392,215 | 57,680 | 13,243 | 257,846 | 63,446 |
| 4 (Apr) | 369,071 | 42,114 | 15,992 | 248,377 | 62,588 |
| 5 (May) | 349,822 | 40,888 | 13,586 | 240,262 | 55,086 |
| 6 (Jun) | 362,731 | 39,055 | 15,912 | 245,575 | 62,189 |
| 7 (Jul) | 366,141 | 47,113 | 14,069 | 236,723 | 68,236 |
| 8 (Aug) | 348,915 | 44,452 | 13,666 | 224,838 | 65,959 |
| 前年同月比 Ratio to SM | 16.7 | 28.4 | 14.4 | 16.3 | 11.6 |

②製法別・鋼種別生産内訳（つづき）

Production by manufacturing method/kind of steel

（単位：t、Unit: t）

| 年　月 Year and Month | 特殊鋼熱間鋼管（製法別） Special hot-steel pipes and tubes (by method) | | | | 特殊鋼熱間鋼管（鋼種別） Special hot-steel pipes and tubes (by kind of steel) | | | | |
|---|---|---|---|---|---|---|---|---|---|
| | 計 Total | 継目無鋼管 Seamless pipes and tubes | 電縫鋼管 Electric-welded pipes and tubes | 電弧溶接鋼管 Arc-welded pipes and tubes | 計 Total | 構造用合金鋼 Alloy steel for structure | ステンレス鋼 Stainless steel | 高抗張力鋼 High-tensile-strength steel | その他 Others |
| 平成19年 (2007) | 2,825,454 | 1,361,306 | 427,338 | 1,036,810 | 2,825,454 | 817,664 | 475,071 | 1,365,970 | 166,749 |
| 20 (2008) | 2,952,923 | 1,399,109 | 523,649 | 1,030,165 | 2,952,923 | 844,710 | 417,108 | 1,518,118 | 172,987 |
| 21 (2009) | 1,737,245 | 857,253 | 243,455 | 636,537 | 1,737,245 | 528,699 | 298,297 | 838,047 | 72,202 |
| 平成20年度 (08FY) | 2,777,052 | 1,322,755 | 461,613 | 992,684 | 2,777,052 | 819,927 | 393,016 | 1,419,395 | 144,714 |
| 21 (09FY) | 1,847,269 | 849,286 | 293,531 | 704,452 | 1,847,269 | 498,779 | 296,296 | 965,656 | 86,538 |
| 平成21年 4～6月 (Q2) | 343,690 | 194,406 | 41,646 | 107,638 | 343,690 | 121,732 | 74,012 | 135,681 | 12,265 |
| 7～9 (Q3) | 359,825 | 178,702 | 54,357 | 126,766 | 359,825 | 99,411 | 72,778 | 169,447 | 18,189 |
| 10～12 (Q4) | 513,991 | 212,601 | 84,479 | 216,911 | 513,991 | 125,941 | 72,094 | 290,373 | 25,583 |
| 22 1～3 (Q1) | 629,763 | 263,577 | 113,049 | 253,137 | 629,763 | 151,695 | 77,412 | 370,155 | 30,501 |
| 4～6 (Q2) | 608,632 | 289,341 | 92,220 | 227,071 | 608,632 | 166,114 | 82,439 | 323,093 | 36,986 |
| 平成21年 6月 (Jun) | 90,150 | 55,192 | 17,253 | 17,705 | 90,150 | 31,789 | 25,953 | 27,518 | 4,890 |
| 7 (Jul) | 104,573 | 59,537 | 21,023 | 24,013 | 104,573 | 35,602 | 23,616 | 40,384 | 4,971 |
| 8 (Aug) | 113,995 | 57,611 | 17,287 | 39,097 | 113,995 | 27,488 | 22,647 | 56,622 | 7,238 |
| 9 (Sep) | 141,257 | 61,554 | 16,047 | 63,656 | 141,257 | 36,321 | 26,515 | 72,441 | 5,980 |
| 10 (Oct) | 145,558 | 62,552 | 18,388 | 64,618 | 145,558 | 40,093 | 21,973 | 75,849 | 7,643 |
| 11 (Nov) | 176,018 | 76,315 | 30,008 | 69,695 | 176,018 | 44,188 | 23,782 | 99,223 | 8,825 |
| 12 (Dec) | 192,415 | 73,734 | 36,083 | 82,598 | 192,415 | 41,660 | 26,339 | 115,301 | 9,115 |
| 22 1 (Jan) | 208,418 | 75,250 | 29,978 | 103,190 | 208,418 | 43,637 | 25,401 | 130,084 | 9,296 |
| 2 (Feb) | 190,288 | 86,543 | 47,788 | 55,957 | 190,288 | 49,628 | 23,391 | 107,528 | 9,741 |
| 3 (Mar) | 231,057 | 101,784 | 35,283 | 93,990 | 231,057 | 58,430 | 28,620 | 132,543 | 11,464 |
| 4 (Apr) | 215,119 | 101,376 | 44,036 | 69,707 | 215,119 | 58,935 | 23,892 | 120,001 | 12,291 |
| 5 (May) | 209,233 | 104,917 | 23,879 | 80,437 | 209,233 | 60,926 | 29,270 | 105,880 | 13,157 |
| 6 (Jun) | 184,280 | 83,048 | 24,305 | 76,927 | 184,280 | 46,253 | 29,277 | 97,212 | 11,538 |
| 7 (Jul) | 195,468 | 101,810 | 37,425 | 56,233 | 195,468 | 55,188 | 31,308 | 96,832 | 12,140 |
| 8 (Aug) | 189,831 | 100,756 | 28,785 | 60,290 | 189,831 | 55,003 | 29,654 | 94,332 | 10,842 |
| 前年同月比 Ratio to SM | 66.5 | 74.9 | 66.5 | 54.2 | 66.5 | 100.1 | 30.9 | 66.6 | 49.8 |

(12)特殊鋼冷間仕上鋼材及び鋳鉄管（生産・販売・在庫）

Special cold-finished steel and cast iron pipes (Production/Sales/Inventory)

（単位：t、Unit: t）

| 年　月 Year and Month | 計（1）～（3） Total (1)～(3) | | | 磨帯鋼（1） Cold-rolled narrow strips | | | 冷延広幅帯鋼（2） Cold-rolled wide strips | | |
|---|---|---|---|---|---|---|---|---|---|
| | 生産 Production | 販売 Sales | 在庫 Inventory | 生産 Production | 販売 Sales | 在庫 Inventory | 生産 Production | 販売 Sales | 在庫 Inventory |
| 平成19年 (2007) | 3,113,868 | 3,035,951 | 160,060 | 339,164 | 333,007 | 18,007 | 2,615,818 | 2,545,322 | 132,608 |
| 20 (2008) | 2,997,530 | 2,953,229 | 151,092 | 321,584 | 316,895 | 19,144 | 2,528,876 | 2,489,434 | 121,915 |
| 21 (2009) | 2,019,325 | 1,997,505 | 126,376 | 198,531 | 202,477 | 14,156 | 1,751,900 | 1,719,994 | 106,404 |
| 平成20年度 (08FY) | 2,529,679 | 2,524,110 | 98,632 | 267,325 | 266,218 | 13,908 | 2,144,188 | 2,137,583 | 77,882 |
| 21 (09FY) | 2,414,385 | 2,330,055 | 126,869 | 245,604 | 245,191 | 12,494 | 2,087,595 | 2,000,133 | 108,837 |
| 平成21年 4～6月 (Q2) | 372,858 | 368,415 | 96,187 | 35,058 | 37,565 | 10,766 | 326,478 | 316,466 | 80,968 |
| 7～9 (Q3) | 625,603 | 591,354 | 117,481 | 59,975 | 58,265 | 12,977 | 545,934 | 513,005 | 99,606 |
| 10～12 (Q4) | 695,620 | 668,459 | 126,376 | 73,607 | 72,587 | 14,156 | 598,988 | 573,557 | 106,404 |
| 22 1～3 (Q1) | 720,304 | 701,827 | 126,869 | 76,964 | 76,774 | 12,494 | 616,195 | 597,105 | 108,837 |
| 4～6 (Q2) | 784,280 | 745,989 | 147,851 | 79,069 | 79,368 | 14,114 | 678,158 | 640,147 | 127,436 |
| 平成21年 6月 (Jun) | 150,787 | 141,413 | 96,187 | 14,339 | 14,411 | 10,766 | 132,022 | 121,923 | 80,968 |
| 7 (Jul) | 183,535 | 176,360 | 99,809 | 18,345 | 17,765 | 11,377 | 159,803 | 152,809 | 84,143 |
| 8 (Aug) | 209,993 | 199,091 | 106,123 | 19,012 | 17,944 | 12,775 | 183,830 | 175,167 | 87,638 |
| 9 (Sep) | 232,075 | 215,903 | 117,481 | 22,618 | 22,556 | 12,977 | 202,301 | 185,029 | 99,606 |
| 10 (Oct) | 219,779 | 223,678 | 107,914 | 24,270 | 24,401 | 12,839 | 187,671 | 191,127 | 90,491 |
| 11 (Nov) | 233,455 | 216,501 | 118,669 | 23,839 | 23,502 | 13,315 | 202,736 | 186,915 | 100,035 |
| 12 (Dec) | 242,386 | 228,280 | 126,376 | 25,498 | 24,684 | 14,156 | 208,581 | 195,515 | 106,404 |
| 22 1 (Jan) | 236,988 | 231,629 | 125,296 | 23,610 | 24,385 | 13,294 | 204,893 | 198,850 | 106,035 |
| 2 (Feb) | 224,737 | 216,505 | 129,796 | 25,528 | 25,025 | 13,639 | 190,202 | 182,315 | 110,174 |
| 3 (Mar) | 258,579 | 253,693 | 126,869 | 27,826 | 27,364 | 12,494 | 221,100 | 215,940 | 108,837 |
| 4 (Apr) | 261,838 | 234,677 | 147,718 | 26,754 | 25,931 | 15,463 | 226,655 | 200,619 | 126,522 |
| 5 (May) | 259,404 | 259,796 | 142,265 | 25,917 | 28,071 | 13,173 | 225,224 | 223,180 | 123,172 |
| 6 (Jun) | 263,038 | 251,516 | 147,851 | 26,398 | 25,366 | 14,114 | 226,279 | 216,348 | 127,436 |
| 7 (Jul) | 257,155 | 261,147 | 137,851 | 25,744 | 25,702 | 13,971 | 222,611 | 225,860 | 118,341 |
| 8 (Aug) | 245,020 | 242,681 | 134,503 | 24,223 | 23,884 | 14,183 | 211,819 | 210,543 | 113,900 |
| 前年同月比 Ratio to SM | 16.7 | 21.9 | 26.7 | 27.4 | 33.1 | 11.0 | 15.2 | 20.2 | 30.0 |

(12)特殊鋼冷間仕上鋼材及び鋳鉄管(生産・販売・在庫)(つづき)

Special cold-finished steel and cast iron pipes (Production/Sales/Inventory)

(単位:t、Unit: t)

| 年　月 Year and Month | 冷延鋼板(3) Cold-rolled sheets and strips | | | 磨棒鋼 Cold-finished bars | | | PC鋼線 PC wires | | |
|---|---|---|---|---|---|---|---|---|---|
| | 生産 Production | 販売 Sales | 在庫 Inventory | 生産 Production | 販売 Sales | 在庫 Inventory | 生産 Production | 販売 Sales | 在庫 Inventory |
| 平成19年 (2007) | 158,886 | 157,622 | 9,445 | 891,656 | 875,591 | 41,006 | 98,354 | 22,577 | 1,087 |
| 20 (2008) | 147,070 | 146,900 | 10,033 | 863,289 | 844,829 | 43,653 | 102,199 | 22,092 | 1,028 |
| 21 (2009) | 68,894 | 75,034 | 5,816 | 476,200 | 474,428 | 35,293 | 93,375 | 16,129 | 852 |
| 平成20年度 (08FY) | 118,166 | 120,309 | 6,842 | 727,228 | 714,326 | 39,494 | 101,453 | 20,721 | 722 |
| 21 (09FY) | 81,186 | 84,731 | 5,538 | 567,102 | 558,787 | 36,486 | 89,097 | 15,951 | 879 |
| 平成21年 4～6月 (Q2) | 11,322 | 14,384 | 4,453 | 93,911 | 95,748 | 36,394 | 23,201 | 3,892 | 903 |
| 7～9 (Q3) | 19,694 | 20,084 | 4,898 | 130,361 | 129,353 | 34,622 | 24,004 | 3,966 | 652 |
| 10～12 (Q4) | 23,025 | 22,315 | 5,816 | 163,826 | 159,262 | 35,293 | 22,180 | 4,033 | 852 |
| 22 1～3 (Q1) | 27,145 | 27,948 | 5,538 | 179,004 | 174,424 | 36,486 | 19,712 | 4,060 | 879 |
| 4～6 (Q2) | 27,053 | 26,474 | 6,301 | 188,357 | 184,709 | 36,811 | 20,458 | 4,358 | 690 |
| 平成21年 6月 (Jun) | 4,426 | 5,079 | 4,453 | 38,293 | 38,099 | 36,394 | 8,405 | 1,363 | 903 |
| 7 (Jul) | 5,387 | 5,786 | 4,289 | 41,810 | 41,844 | 35,241 | 8,125 | 1,474 | 713 |
| 8 (Aug) | 7,151 | 5,980 | 5,710 | 38,733 | 38,568 | 34,805 | 7,825 | 1,176 | 700 |
| 9 (Sep) | 7,156 | 8,318 | 4,898 | 49,818 | 48,941 | 34,622 | 8,054 | 1,316 | 652 |
| 10 (Oct) | 7,838 | 8,150 | 4,584 | 54,427 | 52,062 | 35,567 | 7,840 | 1,295 | 788 |
| 11 (Nov) | 6,880 | 6,084 | 5,319 | 55,689 | 54,376 | 35,576 | 7,296 | 1,369 | 681 |
| 12 (Dec) | 8,307 | 8,081 | 5,816 | 53,710 | 52,824 | 35,293 | 7,044 | 1,369 | 852 |
| 22 1 (Jan) | 8,485 | 8,394 | 5,967 | 52,888 | 52,003 | 35,462 | 6,439 | 1,443 | 928 |
| 2 (Feb) | 9,007 | 9,165 | 5,983 | 61,820 | 59,156 | 36,790 | 6,725 | 1,363 | 750 |
| 3 (Mar) | 9,653 | 10,389 | 5,538 | 64,296 | 63,265 | 36,486 | 6,548 | 1,254 | 879 |
| 4 (Apr) | 8,429 | 8,127 | 5,733 | 63,174 | 61,845 | 36,579 | 7,579 | 1,562 | 693 |
| 5 (May) | 8,263 | 8,545 | 5,920 | 57,889 | 56,831 | 36,918 | 6,203 | 1,381 | 725 |
| 6 (Jun) | 10,361 | 9,802 | 6,301 | 67,294 | 66,033 | 36,811 | 6,676 | 1,415 | 690 |
| 7 (Jul) | 8,800 | 9,585 | 5,539 | 66,200 | 64,544 | 36,936 | 6,423 | 1,249 | 743 |
| 8 (Aug) | 8,978 | 8,254 | 6,420 | 57,808 | 55,849 | 37,763 | 4,807 | 1,247 | 672 |
| 前年同月比 Ratio to SM | 25.5 | 38.0 | 12.4 | 49.2 | 44.8 | 8.5 | ▲ 38.6 | 6.0 | ▲ 4.0 |

(単位:t、Unit: t)

| 年　月 Year and Month | ピアノ線 Piano wires | | | ステンレス鋼線 Stainless steel wires | | | 冷間圧造用炭素鋼線 Carbon steel wires for cold heading and cold forging | | |
|---|---|---|---|---|---|---|---|---|---|
| | 生産 Production | 販売 Sales | 在庫 Inventory | 生産 Production | 販売 Sales | 在庫 Inventory | 生産 Production | 販売 Sales | 在庫 Inventory |
| 平成19年 (2007) | 42,918 | 42,793 | 2,568 | 100,106 | 96,645 | 5,915 | 845,664 | 817,113 | 12,172 |
| 20 (2008) | 44,172 | 43,134 | 3,571 | 84,817 | 82,358 | 5,595 | 809,607 | 781,315 | 9,662 |
| 21 (2009) | 27,889 | 28,895 | 2,451 | 55,979 | 54,788 | 4,399 | 539,814 | 524,037 | 9,875 |
| 平成20年度 (08FY) | 35,331 | 35,441 | 2,665 | 73,032 | 71,974 | 4,622 | 666,017 | 646,109 | 8,059 |
| 21 (09FY) | 35,326 | 35,461 | 2,438 | 65,576 | 63,422 | 4,348 | 651,975 | 629,249 | 10,572 |
| 平成21年 4～6月 (Q2) | 5,592 | 5,892 | 2,311 | 10,875 | 10,679 | 4,327 | 118,202 | 114,644 | 8,959 |
| 7～9 (Q3) | 8,366 | 8,517 | 2,114 | 16,168 | 15,488 | 4,220 | 159,925 | 154,878 | 9,487 |
| 10～12 (Q4) | 10,849 | 10,534 | 2,451 | 19,019 | 18,182 | 4,399 | 184,598 | 178,165 | 9,875 |
| 22 1～3 (Q1) | 10,519 | 10,518 | 2,438 | 19,514 | 19,073 | 4,348 | 189,250 | 181,562 | 10,572 |
| 4～6 (Q2) | 11,884 | 11,781 | 2,526 | 20,784 | 20,340 | 4,222 | 181,138 | 173,248 | 10,677 |
| 平成21年 6月 (Jun) | 2,231 | 2,346 | 2,311 | 4,373 | 4,324 | 4,327 | 48,339 | 46,882 | 8,959 |
| 7 (Jul) | 2,606 | 2,724 | 2,197 | 5,369 | 5,147 | 4,322 | 54,066 | 52,387 | 9,110 |
| 8 (Aug) | 2,627 | 2,560 | 2,238 | 5,066 | 4,754 | 4,422 | 44,420 | 42,995 | 8,948 |
| 9 (Sep) | 3,133 | 3,233 | 2,114 | 5,733 | 5,587 | 4,220 | 61,439 | 59,496 | 9,487 |
| 10 (Oct) | 3,670 | 3,589 | 2,219 | 6,168 | 5,998 | 4,109 | 62,509 | 60,009 | 10,241 |
| 11 (Nov) | 3,592 | 3,508 | 2,294 | 6,574 | 6,244 | 4,285 | 62,479 | 60,649 | 9,950 |
| 12 (Dec) | 3,587 | 3,437 | 2,451 | 6,277 | 5,940 | 4,399 | 59,610 | 57,507 | 9,875 |
| 22 1 (Jan) | 3,340 | 3,272 | 2,518 | 5,759 | 6,036 | 4,091 | 57,249 | 55,030 | 10,142 |
| 2 (Feb) | 3,517 | 3,611 | 2,418 | 6,589 | 6,252 | 4,204 | 64,777 | 61,783 | 10,025 |
| 3 (Mar) | 3,662 | 3,635 | 2,438 | 7,166 | 6,785 | 4,348 | 67,224 | 64,749 | 10,572 |
| 4 (Apr) | 3,940 | 3,820 | 2,597 | 7,063 | 6,747 | 4,474 | 59,873 | 57,044 | 9,986 |
| 5 (May) | 3,884 | 3,793 | 2,652 | 6,573 | 6,636 | 4,258 | 54,820 | 52,991 | 9,823 |
| 6 (Jun) | 4,060 | 4,168 | 2,526 | 7,148 | 6,957 | 4,222 | 66,445 | 63,213 | 10,677 |
| 7 (Jul) | 4,118 | 4,042 | 2,638 | 6,793 | 6,632 | 4,188 | 68,730 | 65,431 | 10,737 |
| 8 (Aug) | 3,386 | 3,457 | 2,532 | 5,919 | 5,689 | 4,264 | 54,698 | 52,500 | 10,272 |
| 前年同月比 Ratio to SM | 28.9 | 35.0 | 13.1 | 16.8 | 19.7 | ▲ 3.6 | 23.1 | 22.1 | 14.8 |

(12)特殊鋼冷間仕上鋼材及び鋳鉄管(生産・販売・在庫)(つづき)
Special cold-finished steel products and cast iron pipes (Production/Sales/Inventory)

(13)鉄鋼加工製品(生産・販売・在庫)
Secondary steel products (単位:t、Unit: t)

| 年 月 Year and Month | その他の特殊鋼線 Other special steel wires | | | 鋳鉄管 Cast iron pipes and tubes | | | 鋼索(鋼より線を含む) Wire ropes (including strand wires) | | |
|---|---|---|---|---|---|---|---|---|---|
| | 生産 Production | 販売 Sales | 在庫 Inventory | 生産 Production | 販売 Sales | 在庫 Inventory | 生産 Production | 販売 Sales | 在庫 Inventory |
| 平成19年 (2007) | 505,472 | 450,021 | 10,121 | 416,319 | 402,239 | 81,798 | 463,600 | 466,963 | 30,758 |
| 20 (2008) | 500,961 | 444,007 | 9,580 | 434,131 | 421,767 | 91,931 | 466,058 | 461,380 | 34,180 |
| 21 (2009) | 311,962 | 276,353 | 8,195 | 404,118 | 405,056 | 88,222 | 336,217 | 230,020 | 30,323 |
| 平成20年度 (08FY) | 425,850 | 376,905 | 7,964 | 429,862 | 418,668 | 95,413 | 423,088 | 394,289 | 34,036 |
| 21 (09FY) | 368,921 | 325,283 | 8,699 | 369,961 | 388,186 | 67,925 | 355,996 | 242,505 | 29,547 |
| 平成21年 4～6月 (Q2) | 68,366 | 60,242 | 8,059 | 100,174 | 76,074 | 118,455 | 72,420 | 53,421 | 30,830 |
| 7～9 (Q3) | 88,071 | 77,583 | 7,990 | 96,487 | 105,176 | 108,625 | 89,256 | 59,333 | 28,628 |
| 10～12 (Q4) | 103,959 | 92,639 | 8,195 | 104,724 | 124,274 | 88,222 | 98,737 | 64,672 | 30,323 |
| 22 1～3 (Q1) | 108,525 | 94,819 | 8,699 | 68,576 | 82,662 | 67,925 | 95,583 | 65,079 | 29,547 |
| 4～6 (Q2) | 114,762 | 101,002 | 8,830 | 76,242 | 58,713 | 85,585 | 101,707 | 68,517 | 27,428 |
| 平成21年 6月 (Jun) | 28,185 | 24,590 | 8,059 | 38,394 | 34,135 | 118,455 | 28,185 | 18,792 | 30,830 |
| 7 (Jul) | 30,065 | 26,226 | 8,277 | 34,409 | 29,584 | 122,991 | 30,500 | 19,654 | 30,961 |
| 8 (Aug) | 25,251 | 22,069 | 8,174 | 23,262 | 34,943 | 111,069 | 26,151 | 18,343 | 29,472 |
| 9 (Sep) | 32,755 | 29,288 | 7,990 | 38,816 | 40,649 | 108,625 | 32,605 | 21,336 | 28,628 |
| 10 (Oct) | 34,128 | 30,182 | 8,396 | 37,985 | 42,782 | 103,546 | 34,538 | 22,511 | 28,873 |
| 11 (Nov) | 35,752 | 32,260 | 8,324 | 38,082 | 45,235 | 96,058 | 33,437 | 21,218 | 30,223 |
| 12 (Dec) | 34,079 | 30,197 | 8,195 | 28,657 | 36,257 | 88,222 | 30,762 | 20,943 | 30,323 |
| 22 1 (Jan) | 33,045 | 28,614 | 8,628 | 27,315 | 33,239 | 82,008 | 28,766 | 19,800 | 29,738 |
| 2 (Feb) | 36,358 | 32,037 | 8,394 | 21,948 | 27,686 | 75,949 | 31,741 | 21,196 | 30,208 |
| 3 (Mar) | 39,122 | 34,168 | 8,699 | 19,313 | 21,737 | 67,925 | 35,076 | 24,083 | 29,547 |
| 4 (Apr) | 39,979 | 36,053 | 9,274 | 24,565 | 17,284 | 74,946 | 34,271 | 23,895 | 28,215 |
| 5 (May) | 34,710 | 30,419 | 8,576 | 21,321 | 16,867 | 79,499 | 30,876 | 20,995 | 26,812 |
| 6 (Jun) | 40,073 | 34,530 | 8,830 | 30,356 | 24,562 | 85,585 | 36,560 | 23,627 | 27,428 |
| 7 (Jul) | 40,843 | 35,446 | 9,238 | 25,909 | 25,252 | 86,553 | 36,755 | 24,067 | 27,436 |
| 8 (Aug) | 33,097 | 29,381 | 8,920 | 22,833 | 27,666 | 82,074 | 30,941 | 21,153 | 26,708 |
| 前年同月比 Ratio to SM | 31.1 | 33.1 | 9.1 | ▲ 1.8 | ▲ 20.8 | ▲ 26.1 | 18.3 | 15.3 | ▲ 9.4 |

(13)鉄鋼加工製品(生産・販売・在庫) Secondary steel products (単位:t、Unit: t)

| 年 月 Year and Month | PC鋼より線 PC strand wires | | | 金網 Wire netting | | | 鉄丸くぎ Round wire nails | | |
|---|---|---|---|---|---|---|---|---|---|
| | 生産 Production | 販売 Sales | 在庫 Inventory | 生産 Production | 販売 Sales | 在庫 Inventory | 生産 Production | 販売 Sales | 在庫 Inventory |
| 平成19年 (2007) | 69,141 | 71,593 | 5,234 | 322,637 | 323,874 | 14,560 | 20,128 | 20,097 | 2,652 |
| 20 (2008) | 74,946 | 80,160 | 4,985 | 315,692 | 312,422 | 16,501 | 15,031 | 15,481 | 2,198 |
| 21 (2009) | 74,961 | 74,933 | 6,615 | 264,698 | 267,150 | 12,798 | 8,278 | 9,185 | 1,305 |
| 平成20年度 (08FY) | 77,230 | 81,451 | 5,609 | 296,148 | 294,437 | 14,391 | 11,967 | 12,434 | 1,799 |
| 21 (09FY) | 69,217 | 70,516 | 5,478 | 266,571 | 266,731 | 12,669 | 8,687 | 9,150 | 1,342 |
| 平成21年 4～6月 (Q2) | 18,572 | 19,160 | 5,372 | 65,347 | 63,711 | 15,810 | 2,112 | 2,396 | 1,514 |
| 7～9 (Q3) | 18,547 | 18,607 | 5,462 | 65,577 | 67,014 | 14,230 | 2,059 | 2,281 | 1,301 |
| 10～12 (Q4) | 17,745 | 17,066 | 6,615 | 70,026 | 70,598 | 12,798 | 2,330 | 2,326 | 1,305 |
| 22 1～3 (Q1) | 14,353 | 15,683 | 5,478 | 65,621 | 65,408 | 12,669 | 2,186 | 2,147 | 1,342 |
| 4～6 (Q2) | 15,471 | 16,043 | 5,490 | 61,870 | 60,215 | 14,349 | 2,565 | 2,543 | 1,372 |
| 平成21年 6月 (Jun) | 6,454 | 6,278 | 5,372 | 22,679 | 22,540 | 15,810 | 732 | 898 | 1,514 |
| 7 (Jul) | 6,632 | 6,769 | 5,149 | 22,122 | 22,877 | 14,897 | 666 | 762 | 1,418 |
| 8 (Aug) | 5,690 | 6,008 | 5,006 | 20,956 | 21,223 | 14,647 | 655 | 714 | 1,362 |
| 9 (Sep) | 6,225 | 5,830 | 5,462 | 22,499 | 22,914 | 14,230 | 738 | 805 | 1,301 |
| 10 (Oct) | 5,929 | 6,341 | 5,327 | 24,254 | 23,722 | 14,457 | 837 | 861 | 1,275 |
| 11 (Nov) | 5,781 | 5,819 | 5,403 | 22,860 | 23,448 | 13,823 | 823 | 791 | 1,305 |
| 12 (Dec) | 6,035 | 4,906 | 6,615 | 22,912 | 23,428 | 12,798 | 670 | 674 | 1,305 |
| 22 1 (Jan) | 4,409 | 5,416 | 5,697 | 20,460 | 20,861 | 12,136 | 723 | 640 | 1,405 |
| 2 (Feb) | 4,990 | 5,158 | 5,516 | 22,128 | 21,975 | 12,152 | 721 | 727 | 1,357 |
| 3 (Mar) | 4,954 | 5,109 | 5,478 | 23,033 | 22,572 | 12,669 | 742 | 780 | 1,342 |
| 4 (Apr) | 5,703 | 5,632 | 5,760 | 21,316 | 20,526 | 12,996 | 876 | 971 | 1,249 |
| 5 (May) | 4,730 | 5,048 | 5,609 | 19,335 | 18,428 | 14,554 | 864 | 816 | 1,297 |
| 6 (Jun) | 5,038 | 5,363 | 5,490 | 21,219 | 21,261 | 14,349 | 825 | 756 | 1,372 |
| 7 (Jul) | 4,724 | 5,545 | 5,034 | 19,848 | 20,364 | 14,055 | 695 | 687 | 1,383 |
| 8 (Aug) | 3,924 | 3,963 | 5,001 | 18,556 | 19,040 | 13,247 | 601 | 593 | 1,388 |
| 前年同月比 Ratio to SM | ▲ 31.0 | ▲ 34.0 | ▲ 0.1 | ▲ 11.5 | ▲ 10.3 | ▲ 9.6 | ▲ 8.2 | ▲ 16.9 | 1.9 |

注1:金網は、一般金網、蛇かご及び溶接金網の計である。
Note: Wire netting is the total of general wire netting, wire cylinders and welded wire netting.

(13)鉄鋼加工製品(生産・販売・在庫)(つづき) Secondary steel products

(単位:t、Unit: t)

| 年 月 Year and Month | 特殊くぎ Special wire nails | | | 電気溶接棒 Electrical welding rods | | | ドラム缶 Steel drums | | |
|---|---|---|---|---|---|---|---|---|---|
| | 生産 Production | 販売 Sales | 在庫 Inventory | 生産 Production | 販売 Sales | 在庫 Inventory | 生産 Production | 販売 Sales | 在庫 Inventory |
| 平成19年 (2007) | 56,881 | 57,071 | 4,706 | 320,389 | 317,672 | 10,838 | 388,281 | 388,381 | 3,402 |
| 20 (2008) | 47,784 | 48,107 | 4,369 | 319,528 | 316,930 | 11,745 | 375,047 | 375,694 | 2,678 |
| 21 (2009) | 32,801 | 34,322 | 2,793 | 228,700 | 223,059 | 16,141 | 295,103 | 294,600 | 3,140 |
| 平成20年度 (08FY) | 42,985 | 43,360 | 3,975 | 298,810 | 293,584 | 13,085 | 325,015 | 325,484 | 2,843 |
| 21 (09FY) | 34,678 | 35,773 | 2,890 | 225,746 | 224,031 | 13,520 | 331,462 | 331,138 | 3,176 |
| 平成21年 4～6月 (Q2) | 7,680 | 8,182 | 3,522 | 53,725 | 51,909 | 14,636 | 71,931 | 71,914 | 2,889 |
| 7～9 (Q3) | 8,271 | 8,893 | 2,872 | 56,090 | 54,215 | 16,175 | 83,326 | 83,035 | 3,163 |
| 10～12 (Q4) | 8,949 | 9,022 | 2,793 | 60,187 | 59,907 | 16,141 | 87,552 | 87,554 | 3,140 |
| 22 1～3 (Q1) | 9,778 | 9,676 | 2,890 | 55,744 | 58,000 | 13,520 | 88,653 | 88,635 | 3,176 |
| 4～6 (Q2) | 10,292 | 10,306 | 2,875 | 61,881 | 64,516 | 10,528 | 85,899 | 85,942 | 3,127 |
| 平成21年 6月 (Jun) | 2,752 | 2,886 | 3,522 | 20,034 | 18,388 | 14,636 | 26,047 | 26,041 | 2,889 |
| 7 (Jul) | 2,771 | 3,271 | 2,984 | 19,294 | 17,839 | 15,965 | 28,946 | 28,674 | 3,190 |
| 8 (Aug) | 2,666 | 2,861 | 2,810 | 17,600 | 17,122 | 16,362 | 25,519 | 25,776 | 2,921 |
| 9 (Sep) | 2,834 | 2,761 | 2,872 | 19,196 | 19,254 | 16,175 | 28,861 | 28,585 | 3,163 |
| 10 (Oct) | 2,896 | 2,960 | 2,809 | 20,310 | 19,922 | 16,445 | 30,655 | 30,695 | 3,144 |
| 11 (Nov) | 3,035 | 2,925 | 2,887 | 20,862 | 19,738 | 17,474 | 28,038 | 28,082 | 3,062 |
| 12 (Dec) | 3,018 | 3,137 | 2,793 | 19,015 | 20,247 | 16,141 | 28,859 | 28,777 | 3,140 |
| 22 1 (Jan) | 3,081 | 3,254 | 2,629 | 17,328 | 18,569 | 14,811 | 28,487 | 28,556 | 3,105 |
| 2 (Feb) | 3,247 | 3,155 | 2,576 | 19,045 | 19,478 | 14,246 | 28,552 | 28,594 | 3,063 |
| 3 (Mar) | 3,450 | 3,267 | 2,890 | 19,371 | 19,953 | 13,520 | 31,614 | 31,485 | 3,176 |
| 4 (Apr) | 3,416 | 3,286 | 3,007 | 19,218 | 20,976 | 11,672 | 32,104 | 32,189 | 3,085 |
| 5 (May) | 3,285 | 3,394 | 2,919 | 20,396 | 21,322 | 10,633 | 26,116 | 26,075 | 3,126 |
| 6 (Jun) | 3,591 | 3,626 | 2,875 | 22,267 | 22,218 | 10,528 | 27,679 | 27,678 | 3,127 |
| 7 (Jul) | 3,583 | 3,625 | 2,841 | 21,918 | 21,850 | 10,485 | 29,610 | 29,610 | 3,127 |
| 8 (Aug) | 3,239 | 3,410 | 2,674 | 21,633 | 20,402 | 11,564 | 27,314 | 27,366 | 3,075 |
| 前年同月比 Ratio to SM | 21.5 | 19.2 | ▲ 4.8 | 22.9 | 19.2 | ▲ 29.3 | 7.0 | 6.2 | 5.3 |

(単位:t、Unit: t)

| 年 月 Year and Month | 18リットル缶 18 l cans | | | 食缶 Food cans | | | 一般缶 General cans | | |
|---|---|---|---|---|---|---|---|---|---|
| | 生産 Production | 販売 Sales | 在庫 Inventory | 生産 Production | 販売 Sales | 在庫 Inventory | 生産 Production | 販売 Sales | 在庫 Inventory |
| 平成19年 (2007) | 224,503 | 222,031 | 3,906 | 597,532 | 554,356 | 30,469 | 125,481 | 123,264 | 9,529 |
| 20 (2008) | 213,143 | 210,204 | 4,089 | 561,857 | 522,678 | 26,467 | 113,061 | 111,733 | 7,643 |
| 21 (2009) | 189,289 | 186,115 | 4,510 | 525,144 | 478,213 | 27,981 | 91,054 | 88,875 | 7,559 |
| 平成20年度 (08FY) | 201,270 | 198,709 | 3,866 | 547,380 | 508,936 | 27,583 | 108,707 | 106,828 | 8,390 |
| 21 (09FY) | 194,666 | 191,036 | 4,298 | 521,073 | 475,446 | 27,159 | 88,817 | 86,522 | 8,511 |
| 平成21年 4～6月 (Q2) | 47,865 | 47,163 | 4,081 | 129,175 | 114,596 | 31,643 | 22,897 | 22,109 | 8,803 |
| 7～9 (Q3) | 48,386 | 47,286 | 4,281 | 132,944 | 121,656 | 30,332 | 19,993 | 19,908 | 8,427 |
| 10～12 (Q4) | 51,511 | 50,632 | 4,510 | 138,714 | 127,687 | 27,981 | 24,157 | 23,993 | 7,559 |
| 22 1～3 (Q1) | 46,904 | 45,955 | 4,298 | 120,240 | 111,507 | 27,159 | 21,770 | 20,512 | 8,511 |
| 4～6 (Q2) | 50,419 | 48,993 | 4,410 | 121,873 | 114,201 | 25,148 | 20,873 | 21,110 | 7,933 |
| 平成21年 6月 (Jun) | 16,212 | 16,041 | 4,081 | 41,397 | 36,790 | 31,643 | 7,320 | 7,362 | 8,803 |
| 7 (Jul) | 16,831 | 16,567 | 4,079 | 42,452 | 38,609 | 31,420 | 7,289 | 7,181 | 8,687 |
| 8 (Aug) | 14,646 | 14,471 | 4,033 | 42,552 | 39,795 | 30,683 | 5,678 | 5,764 | 8,462 |
| 9 (Sep) | 16,909 | 16,248 | 4,281 | 47,940 | 43,252 | 30,332 | 7,026 | 6,963 | 8,427 |
| 10 (Oct) | 17,664 | 17,245 | 4,558 | 49,573 | 44,992 | 29,170 | 8,211 | 7,904 | 8,138 |
| 11 (Nov) | 16,886 | 16,721 | 4,466 | 48,276 | 44,055 | 29,527 | 8,539 | 8,417 | 8,061 |
| 12 (Dec) | 16,961 | 16,666 | 4,510 | 40,865 | 38,640 | 27,981 | 7,407 | 7,672 | 7,559 |
| 22 1 (Jan) | 14,956 | 14,573 | 4,441 | 36,031 | 34,717 | 25,070 | 6,712 | 6,445 | 7,660 |
| 2 (Feb) | 14,969 | 14,811 | 4,234 | 38,161 | 34,903 | 25,646 | 7,594 | 6,844 | 8,315 |
| 3 (Mar) | 16,979 | 16,571 | 4,298 | 46,048 | 41,887 | 27,159 | 7,464 | 7,223 | 8,511 |
| 4 (Apr) | 17,914 | 17,576 | 4,199 | 41,471 | 39,175 | 26,315 | 6,867 | 7,339 | 7,874 |
| 5 (May) | 15,530 | 15,077 | 4,219 | 39,518 | 37,594 | 24,901 | 6,973 | 6,716 | 8,065 |
| 6 (Jun) | 16,975 | 16,340 | 4,410 | 40,884 | 37,432 | 25,148 | 7,033 | 7,055 | 7,933 |
| 7 (Jul) | 16,934 | 16,463 | 4,442 | 43,151 | 37,657 | 26,251 | 6,263 | 6,481 | 7,629 |
| 8 (Aug) | 15,952 | 15,367 | 4,605 | 46,808 | 39,082 | 28,477 | 5,912 | 5,791 | 7,691 |
| 前年同月比 Ratio to SM | 8.9 | 6.2 | 14.2 | 10.0 | ▲ 1.8 | ▲ 7.2 | 4.1 | 0.5 | ▲ 9.1 |

(14) 最終鋼材 Finished steel

① 総表(生産) Summary table (production)

(単位:t、Unit: t)

| 年 月 Year and Month | 合計 Grand total | 普通鋼鋼材 Ordinary steel products | | | | | | | | |
|---|---|---|---|---|---|---|---|---|---|---|
| | | 計 Total | 軌条(含付属品) Rails and accessories | 鋼矢板 Sheet pilings | 簡易鋼矢板 Cold-formed sheet pilings | 形鋼 Steel shapes | | | | |
| | | | | | | 小計 Sub-total | H形鋼 Wide flange beams | 大形 Heavy shapes | 中小形 Medium and light shapes | 軽量形鋼 Cold-formed steel shapes |
| 平成19年 (2007) | 105,431,000 | 85,027,367 | 498,109 | 819,099 | 15,528 | 8,622,053 | 4,868,280 | 1,541,653 | 1,479,102 | 733,018 |
| 20 (2008) | 103,296,590 | 82,702,700 | 529,467 | 767,813 | 11,558 | 8,013,173 | 4,573,897 | 1,473,729 | 1,309,598 | 655,949 |
| 21 (2009) | 74,415,115 | 62,024,403 | 557,412 | 625,390 | 9,931 | 5,341,997 | 2,944,623 | 1,028,196 | 892,512 | 476,666 |
| 平成20年度 (08FY) | 91,336,311 | 73,927,422 | 557,324 | 688,741 | 10,028 | 7,091,446 | 4,032,360 | 1,336,310 | 1,133,361 | 589,415 |
| 21 (09FY) | 82,753,792 | 68,067,096 | 533,465 | 703,804 | 10,719 | 5,612,117 | 3,123,688 | 1,043,035 | 968,266 | 477,128 |
| 平成21年 4～6月 (Q2) | 15,973,946 | 13,525,255 | 125,766 | 132,004 | 1,525 | 1,346,527 | 742,058 | 255,216 | 228,165 | 121,088 |
| 7～9 (Q3) | 20,754,261 | 17,304,097 | 140,900 | 140,071 | 1,978 | 1,478,857 | 828,751 | 274,301 | 253,096 | 122,709 |
| 10～12 (Q4) | 22,407,621 | 18,171,241 | 114,491 | 224,753 | 4,681 | 1,367,273 | 764,762 | 257,421 | 228,010 | 117,080 |
| 22 1～3 (Q1) | 23,617,964 | 19,066,503 | 152,308 | 206,976 | 2,535 | 1,419,460 | 788,117 | 256,097 | 258,995 | 116,251 |
| 4～6 (Q2) | 24,103,469 | 19,273,389 | 127,421 | 134,403 | 2,270 | 1,508,929 | 858,872 | 251,288 | 287,183 | 111,586 |
| 平成21年 6月 (Jun) | 6,045,674 | 5,081,679 | 42,284 | 45,844 | 469 | 488,858 | 273,809 | 91,677 | 82,283 | 41,089 |
| 7 (Jul) | 6,560,105 | 5,494,275 | 46,253 | 43,058 | 437 | 468,717 | 259,202 | 82,660 | 84,351 | 42,504 |
| 8 (Aug) | 7,016,915 | 5,877,325 | 53,693 | 51,122 | 708 | 504,917 | 296,135 | 93,521 | 76,937 | 38,324 |
| 9 (Sep) | 7,177,241 | 5,932,497 | 40,954 | 45,891 | 833 | 505,223 | 273,414 | 98,120 | 91,808 | 41,881 |
| 10 (Oct) | 7,393,062 | 6,066,097 | 37,124 | 70,060 | 1,220 | 484,861 | 273,064 | 83,187 | 86,130 | 42,480 |
| 11 (Nov) | 7,475,541 | 6,038,093 | 25,211 | 69,602 | 1,856 | 451,068 | 253,542 | 85,349 | 73,712 | 38,465 |
| 12 (Dec) | 7,539,018 | 6,067,051 | 52,156 | 85,091 | 1,605 | 431,344 | 238,156 | 88,885 | 68,168 | 36,135 |
| 22 1 (Jan) | 7,530,011 | 6,091,260 | 53,967 | 70,297 | 830 | 416,545 | 226,264 | 84,188 | 68,564 | 37,529 |
| 2 (Feb) | 7,558,008 | 6,114,792 | 54,654 | 73,228 | 1,043 | 474,802 | 261,484 | 88,431 | 87,856 | 37,031 |
| 3 (Mar) | 8,529,945 | 6,860,451 | 43,687 | 63,451 | 662 | 528,113 | 300,369 | 83,478 | 102,575 | 41,691 |
| 4 (Apr) | 7,649,275 | 6,102,337 | 40,793 | 39,505 | 1,203 | 445,337 | 232,789 | 79,728 | 92,747 | 40,073 |
| 5 (May) | 8,242,989 | 6,638,852 | 40,182 | 49,894 | 561 | 543,880 | 319,704 | 86,516 | 103,880 | 33,780 |
| 6 (Jun) | 8,211,205 | 6,532,200 | 46,446 | 45,004 | 506 | 519,712 | 306,379 | 85,044 | 90,556 | 37,733 |
| 7 (Jul) | 7,742,910 | 6,133,607 | 72,189 | 32,856 | 838 | 435,338 | 250,789 | 72,173 | 77,307 | 35,069 |
| 8月 (Aug) A-B | 7,730,984 | 6,165,353 | 41,806 | 38,103 | 858 | 405,175 | 231,477 | 81,278 | 57,831 | 34,589 |
| A | 12,050,810 | 10,048,407 | 41,806 | 38,103 | 858 | 405,175 | 231,477 | 81,278 | 57,831 | 34,589 |
| B | 4,319,826 | 3,883,054 | – | – | – | – | – | – | – | – |
| 前年同月比 Ratio to SM | 10.2 | 4.9 | ▲ 22.1 | ▲ 25.5 | 21.2 | ▲ 19.8 | ▲ 21.8 | ▲ 13.1 | ▲ 24.8 | ▲ 9.7 |

注: 合計は普通鋼鋼材と特殊鋼鋼材の計

Note: The grand total is the total of ordinary steel products and special steel products.

(単位:t、Unit: t)

| 年 月 Year and Month | 普通鋼鋼材 Ordinary steel products | | | | | | | | |
|---|---|---|---|---|---|---|---|---|---|
| | 棒鋼 Steel bars | | | | | 線材Steel wire rods | | | |
| | 小計 Sub-total | 大形 Heavy bars | 中形 Medium bars | 小形鉄筋用 Reinforcing light bars | 小形その他用 Other light bars | 小計 Sub-total | バーインコイル Bars in coil | 普通 Ordinary wire rods | 特殊 Special wire rods |
| 平成19年 (2007) | 13,148,134 | 517,459 | 650,739 | 11,102,313 | 877,623 | 2,538,877 | 687,964 | 1,112,158 | 738,755 |
| 20 (2008) | 11,624,807 | 484,555 | 568,715 | 9,812,891 | 758,646 | 2,386,309 | 609,574 | 993,987 | 782,748 |
| 21 (2009) | 9,092,610 | 356,565 | 368,021 | 7,850,529 | 517,495 | 1,634,934 | 379,904 | 620,364 | 634,666 |
| 平成20年度 (08FY) | 10,802,704 | 459,960 | 501,027 | 9,194,218 | 647,499 | 2,031,471 | 523,692 | 806,310 | 701,469 |
| 21 (09FY) | 9,136,278 | 364,436 | 383,609 | 7,833,431 | 554,802 | 1,833,067 | 417,666 | 697,167 | 718,234 |
| 平成21年 4～6月 (Q2) | 2,390,146 | 90,518 | 86,541 | 2,097,405 | 115,682 | 376,367 | 81,173 | 149,079 | 146,115 |
| 7～9 (Q3) | 2,367,830 | 88,852 | 95,186 | 2,043,215 | 140,577 | 460,654 | 105,786 | 173,284 | 181,584 |
| 10～12 (Q4) | 2,223,691 | 90,045 | 100,283 | 1,886,988 | 146,375 | 505,870 | 114,992 | 201,800 | 189,078 |
| 22 1～3 (Q1) | 2,154,611 | 95,021 | 101,599 | 1,805,823 | 152,168 | 490,176 | 115,715 | 173,004 | 201,457 |
| 4～6 (Q2) | 2,443,664 | 97,284 | 122,747 | 2,051,785 | 171,848 | 503,072 | 127,611 | 184,628 | 190,833 |
| 平成21年 6月 (Jun) | 803,849 | 30,737 | 29,580 | 700,494 | 43,038 | 161,216 | 32,049 | 64,323 | 64,844 |
| 7 (Jul) | 749,923 | 26,375 | 30,797 | 647,552 | 45,199 | 154,329 | 30,351 | 58,252 | 65,726 |
| 8 (Aug) | 797,324 | 27,959 | 31,135 | 691,267 | 46,963 | 161,011 | 40,192 | 59,923 | 60,896 |
| 9 (Sep) | 820,583 | 34,518 | 33,254 | 704,396 | 48,415 | 145,314 | 35,243 | 55,109 | 54,962 |
| 10 (Oct) | 810,020 | 31,803 | 33,151 | 691,480 | 53,586 | 173,269 | 42,453 | 71,727 | 59,089 |
| 11 (Nov) | 761,532 | 28,207 | 35,522 | 651,794 | 46,009 | 173,778 | 39,546 | 70,409 | 63,823 |
| 12 (Dec) | 652,139 | 30,035 | 31,610 | 543,714 | 46,780 | 158,823 | 32,993 | 59,664 | 66,166 |
| 22 1 (Jan) | 636,310 | 28,435 | 34,436 | 527,167 | 46,272 | 158,317 | 35,222 | 53,206 | 69,889 |
| 2 (Feb) | 722,227 | 33,314 | 32,817 | 604,962 | 51,134 | 151,825 | 36,727 | 56,601 | 58,497 |
| 3 (Mar) | 796,074 | 33,272 | 34,346 | 673,694 | 54,762 | 180,034 | 43,766 | 63,197 | 73,071 |
| 4 (Apr) | 781,957 | 32,189 | 37,984 | 652,856 | 58,928 | 176,559 | 45,306 | 69,872 | 61,381 |
| 5 (May) | 846,121 | 31,250 | 43,333 | 713,340 | 58,198 | 158,223 | 39,382 | 59,097 | 59,744 |
| 6 (Jun) | 815,586 | 33,845 | 41,430 | 685,589 | 54,722 | 168,290 | 42,923 | 55,659 | 69,708 |
| 7 (Jul) | 731,800 | 29,786 | 35,950 | 619,196 | 46,868 | 143,737 | 34,951 | 49,662 | 59,124 |
| 8月 (Aug) A-B | 685,604 | 27,049 | 31,564 | 588,357 | 38,634 | 137,572 | 30,854 | 49,706 | 57,012 |
| A | 685,604 | 27,049 | 31,564 | 588,357 | 38,634 | 137,572 | 30,854 | 49,706 | 57,012 |
| B | – | – | – | – | – | – | – | – | – |
| 前年同月比 Ratio to SM | ▲ 14.0 | ▲ 3.3 | 1.4 | ▲ 14.9 | ▲ 17.7 | ▲ 14.6 | ▲ 23.2 | ▲ 17.1 | ▲ 6.4 |

注: A－Bは生産;Aは重複生産;Bは鋼材次工程消費、前年同月比及び時系列はA－Bによる。

Note: A-B is the production; A is production with overlaps; B is consumption in subsequent steel processes, year-on-year percentage and time series figures are based on A-B.

(14) 最終鋼材(つづき) Finished steel

(単位:t、Unit: t)

| 年 月 Year and Month | 普通鋼鋼材 Ordinary steel products | | | | | | | | |
|---|---|---|---|---|---|---|---|---|---|
| | 厚板 Heavy steel plates | 中板・薄板 Medium plates/sheets | 鋼帯 Strips | 冷延薄板類Cold-rolled sheets | | | | 冷延電気鋼帯 Cold-rolled electrical sheets and strips | ブリキ Tin plates |
| | | | | 小計 Sub-total | 磨帯鋼 Cold-rolled narrow strips | 冷延広幅帯鋼 Cold-rolled wide strips | 冷延鋼板 Cold-rolled sheets and strips | | |
| 平成19年 (2007) | 12,416,661 | 187,028 | 13,960,337 | 6,990,436 | 129,485 | 6,838,941 | 22,010 | 1,923,701 | 994,645 |
| 20 (2008) | 13,261,132 | 155,954 | 13,749,192 | 7,058,606 | 129,533 | 6,907,453 | 21,620 | 1,901,765 | 1,112,841 |
| 21 (2009) | 10,942,053 | 94,824 | 11,232,169 | 5,546,755 | 70,796 | 5,467,425 | 8,534 | 1,410,041 | 915,838 |
| 平成20年度 (08FY) | 13,081,526 | 129,251 | 11,620,553 | 6,068,640 | 103,559 | 5,947,225 | 17,856 | 1,666,574 | 1,030,415 |
| 21 (09FY) | 10,729,138 | 109,281 | 13,424,959 | 6,680,690 | 87,078 | 6,583,873 | 9,739 | 1,627,573 | 989,155 |
| 平成21年 4～6月 (Q2) | 2,371,831 | 22,176 | 2,135,217 | 1,155,043 | 14,966 | 1,139,545 | 532 | 330,051 | 203,355 |
| 7～9 (Q3) | 2,573,391 | 27,638 | 3,630,021 | 1,688,258 | 20,567 | 1,665,980 | 1,711 | 355,089 | 250,918 |
| 10～12 (Q4) | 2,771,723 | 26,847 | 3,716,032 | 1,846,055 | 25,876 | 1,816,631 | 3,548 | 450,272 | 271,227 |
| 22 1～3 (Q1) | 3,012,193 | 32,620 | 3,943,689 | 1,991,334 | 25,669 | 1,961,717 | 3,948 | 492,161 | 263,655 |
| 4～6 (Q2) | 2,880,907 | 42,321 | 4,023,010 | 1,893,182 | 26,609 | 1,864,663 | 1,910 | 515,342 | 269,995 |
| 平成21年 6月 (Jun) | 879,097 | 7,789 | 829,689 | 487,577 | 5,691 | 481,734 | 152 | 125,242 | 67,290 |
| 7 (Jul) | 846,883 | 7,436 | 1,136,281 | 547,774 | 6,908 | 540,234 | 632 | 101,129 | 75,147 |
| 8 (Aug) | 850,798 | 9,918 | 1,275,805 | 568,285 | 6,873 | 561,011 | 401 | 134,649 | 86,695 |
| 9 (Sep) | 875,710 | 10,284 | 1,217,935 | 572,199 | 6,786 | 564,735 | 678 | 119,311 | 89,076 |
| 10 (Oct) | 913,308 | 9,200 | 1,212,781 | 618,966 | 8,721 | 608,988 | 1,257 | 137,574 | 91,698 |
| 11 (Nov) | 938,049 | 7,451 | 1,214,602 | 585,057 | 8,402 | 575,523 | 1,132 | 151,651 | 91,628 |
| 12 (Dec) | 920,366 | 10,196 | 1,288,649 | 642,032 | 8,753 | 632,120 | 1,159 | 161,047 | 87,901 |
| 22 1 (Jan) | 989,558 | 8,461 | 1,321,858 | 605,846 | 7,931 | 596,836 | 1,079 | 156,701 | 80,595 |
| 2 (Feb) | 890,153 | 11,848 | 1,350,401 | 615,658 | 8,535 | 604,810 | 2,313 | 154,564 | 81,900 |
| 3 (Mar) | 1,132,482 | 12,311 | 1,271,430 | 769,830 | 9,203 | 760,071 | 556 | 180,896 | 101,160 |
| 4 (Apr) | 877,264 | 14,334 | 1,191,862 | 636,838 | 8,301 | 627,795 | 742 | 173,037 | 93,323 |
| 5 (May) | 1,025,099 | 14,230 | 1,433,067 | 642,977 | 9,231 | 633,533 | 213 | 167,945 | 93,868 |
| 6 (Jun) | 978,544 | 13,757 | 1,398,081 | 613,367 | 9,077 | 603,335 | 955 | 174,360 | 82,804 |
| 7 (Jul) | 967,050 | 13,105 | 1,142,322 | 634,874 | 9,177 | 624,473 | 1,224 | 154,474 | 88,667 |
| 8月 (Aug) A-B | 1,058,591 | 11,688 | 1,270,486 | 595,471 | 6,956 | 587,289 | 1,226 | 152,772 | 90,784 |
| A | 1,090,328 | 12,238 | 3,693,174 | 1,932,794 | 7,911 | 1,922,667 | 2,216 | 152,772 | 90,784 |
| B | 31,737 | 550 | 2,422,688 | 1,337,323 | 955 | 1,335,378 | 990 | – | – |
| 前年同月比 Ratio to SM | 24.4 | 17.8 | ▲ 0.4 | 4.8 | 1.2 | 4.7 | 205.7 | 13.5 | 4.7 |

注:1.本表は現行の鉄鋼月報で調査している熱間、冷間、めっきの工程別調査を商慣習として広く用いられている完成鋼材に組み替えたものである。

注:2.組み替えの方法は熱間圧延鋼材(管材、鋼帯幅600mm以上冷延電気鋼帯用を除く。)、冷間仕上鋼材及びめっき鋼材(磨棒鋼及び線類を除く。)、鋼管及び冷間ロール成型形鋼を加えたものから重複生産を調整するため、熱間、冷間及びめっきの各工程における鋼材次工程の消費量を差し引いて算出する。

(単位:t、Unit: t)

| 年 月 Year and Month | 普通鋼鋼材 Ordinary steel products | | | | | | | |
|---|---|---|---|---|---|---|---|---|
| | ティンフリースチール Tin-free steel | 亜鉛めっき鋼板 Galvanized sheets | その他の金属めっき鋼板 Other metallic-coated sheets | 鋼管 Steel pipes and tubes | | | | 外輪 Tyres and wheels |
| | | | | 小計 Sub-total | 熱間 Ordinary steel pipes and tubes | 冷けん Cold-drawn ordinary steel pipes and tubes | めっき Metallic-coated ordinary steel pipes and tubes | |
| 平成19年 (2007) | 797,917 | 14,720,961 | 1,474,498 | 5,842,328 | 4,818,507 | 358,795 | 665,026 | 77,055 |
| 20 (2008) | 842,858 | 14,382,296 | 1,242,614 | 5,578,475 | 4,598,882 | 346,048 | 633,545 | 83,840 |
| 21 (2009) | 729,924 | 9,333,330 | 849,600 | 3,648,683 | 2,981,901 | 187,308 | 479,474 | 58,912 |
| 平成20年度 (08FY) | 807,976 | 12,129,955 | 1,056,091 | 5,076,524 | 4,206,980 | 288,897 | 580,647 | 78,203 |
| 21 (09FY) | 759,129 | 11,080,975 | 1,027,220 | 3,746,164 | 3,017,250 | 217,297 | 511,617 | 63,362 |
| 平成21年 4～6月 (Q2) | 155,955 | 1,814,580 | 163,342 | 784,919 | 642,147 | 38,299 | 104,473 | 16,451 |
| 7～9 (Q3) | 190,403 | 2,803,081 | 261,785 | 917,433 | 743,386 | 50,607 | 123,440 | 15,790 |
| 10～12 (Q4) | 210,589 | 3,131,828 | 295,113 | 995,445 | 793,868 | 61,621 | 139,956 | 15,351 |
| 22 1～3 (Q1) | 202,182 | 3,331,486 | 306,980 | 1,048,367 | 837,849 | 66,770 | 143,748 | 15,770 |
| 4～6 (Q2) | 218,076 | 3,301,346 | 315,127 | 1,077,437 | 861,230 | 65,885 | 150,322 | 16,887 |
| 平成21年 6月 (Jun) | 53,213 | 747,948 | 65,537 | 271,221 | 220,459 | 15,091 | 35,671 | 4,556 |
| 7 (Jul) | 63,748 | 865,139 | 85,717 | 296,995 | 242,846 | 16,639 | 37,510 | 5,309 |
| 8 (Aug) | 60,532 | 936,063 | 80,779 | 298,740 | 242,228 | 14,979 | 41,533 | 6,286 |
| 9 (Sep) | 66,123 | 1,001,879 | 95,289 | 321,698 | 258,312 | 18,989 | 44,397 | 4,195 |
| 10 (Oct) | 69,712 | 1,005,164 | 95,004 | 331,831 | 263,446 | 20,422 | 47,963 | 4,305 |
| 11 (Nov) | 66,944 | 1,053,865 | 98,777 | 341,924 | 274,834 | 20,790 | 46,300 | 5,098 |
| 12 (Dec) | 73,933 | 1,072,799 | 101,332 | 321,690 | 255,588 | 20,409 | 45,693 | 5,948 |
| 22 1 (Jan) | 65,133 | 1,102,214 | 90,436 | 326,825 | 257,293 | 20,193 | 49,339 | 7,367 |
| 2 (Feb) | 59,845 | 1,037,629 | 100,330 | 329,722 | 261,619 | 22,337 | 45,766 | 4,963 |
| 3 (Mar) | 77,204 | 1,191,643 | 116,214 | 391,820 | 318,937 | 24,240 | 48,643 | 3,440 |
| 4 (Apr) | 71,356 | 1,080,657 | 104,068 | 367,638 | 295,714 | 22,239 | 49,685 | 6,606 |
| 5 (May) | 76,456 | 1,085,614 | 107,235 | 348,376 | 278,292 | 20,598 | 49,486 | 5,124 |
| 6 (Jun) | 70,264 | 1,135,075 | 103,824 | 361,423 | 287,224 | 23,048 | 51,151 | 5,157 |
| 7 (Jul) | 75,469 | 1,158,166 | 111,596 | 365,628 | 297,006 | 23,609 | 45,013 | 5,498 |
| 8月 (Aug) A-B | 74,211 | 1,145,935 | 102,318 | 348,769 | 283,512 | 21,376 | 43,881 | 5,210 |
| A | 74,211 | 1,171,288 | 102,318 | 414,172 | 348,915 | 21,376 | 43,881 | 5,210 |
| B | – | 25,353 | – | 65,403 | 65,403 | – | – | – |
| 前年同月比 Ratio to SM | 22.6 | 22.4 | 26.7 | 16.7 | 17.0 | 42.7 | 5.7 | ▲ 17.1 |

(14) 最終鋼材(つづき) Finished steel

(単位:t、Unit: t)

| 年 月 Year and Month | 特殊鋼鋼材 Special steel products | | | | | | |
|---|---|---|---|---|---|---|---|
| | 計 Total | 熱間圧延鋼材 Hot-rolled steel products | | | | | |
| | | 小計 Sub-total | 形鋼 Shapes | 棒鋼 Bars | 線材 Wire rods | 鋼板 Sheets and plates | 鋼帯 Strips |
| 平成19年 (2007) | 20,403,633 | 14,544,477 | 381,911 | 6,724,149 | 4,394,559 | 1,266,979 | 1,776,879 |
| 20 (2008) | 20,593,890 | 14,723,080 | 397,569 | 6,883,261 | 4,446,064 | 1,331,519 | 1,664,667 |
| 21 (2009) | 12,390,712 | 8,666,163 | 178,848 | 3,448,161 | 2,916,079 | 888,460 | 1,234,615 |
| 平成20年度 (08FY) | 17,408,889 | 12,171,280 | 316,004 | 5,631,520 | 3,692,415 | 1,238,652 | 1,292,689 |
| 21 (09FY) | 14,686,696 | 10,461,516 | 244,335 | 4,265,765 | 3,544,893 | 840,518 | 1,566,005 |
| 平成21年 4～6月 (Q2) | 2,448,691 | 1,739,281 | 30,612 | 686,396 | 575,452 | 196,275 | 250,546 |
| 7～9 (Q3) | 3,450,164 | 2,471,524 | 52,962 | 958,467 | 870,258 | 210,800 | 379,037 |
| 10～12 (Q4) | 4,236,380 | 3,035,801 | 73,962 | 1,249,527 | 1,034,913 | 204,632 | 472,767 |
| 22 1～3 (Q1) | 4,551,461 | 3,214,910 | 86,799 | 1,371,375 | 1,064,270 | 228,811 | 463,655 |
| 4～6 (Q2) | 4,830,080 | 3,452,725 | 106,950 | 1,486,008 | 1,070,493 | 309,302 | 479,972 |
| 平成21年 6月 (Jun) | 963,995 | 724,625 | 7,921 | 291,383 | 238,999 | 61,245 | 125,077 |
| 7 (Jul) | 1,065,830 | 781,146 | 19,444 | 313,189 | 275,653 | 71,795 | 101,065 |
| 8 (Aug) | 1,139,590 | 818,519 | 10,920 | 276,052 | 293,265 | 86,949 | 151,333 |
| 9 (Sep) | 1,244,744 | 871,859 | 22,598 | 369,226 | 301,340 | 52,056 | 126,639 |
| 10 (Oct) | 1,326,965 | 962,800 | 32,260 | 391,004 | 316,265 | 58,085 | 165,186 |
| 11 (Nov) | 1,437,448 | 1,032,226 | 17,657 | 426,926 | 360,911 | 61,811 | 164,921 |
| 12 (Dec) | 1,471,967 | 1,040,775 | 24,045 | 431,597 | 357,737 | 84,736 | 142,660 |
| 22 1 (Jan) | 1,438,751 | 997,866 | 23,090 | 433,952 | 344,229 | 58,808 | 137,787 |
| 2 (Feb) | 1,443,216 | 1,033,321 | 22,459 | 439,181 | 341,223 | 67,061 | 163,397 |
| 3 (Mar) | 1,669,494 | 1,183,723 | 41,250 | 498,242 | 378,818 | 102,942 | 162,471 |
| 4 (Apr) | 1,546,938 | 1,075,982 | 36,016 | 461,956 | 338,439 | 97,021 | 142,550 |
| 5 (May) | 1,604,137 | 1,140,803 | 33,610 | 499,882 | 356,919 | 87,093 | 163,299 |
| 6 (Jun) | 1,679,005 | 1,235,940 | 37,324 | 524,170 | 375,135 | 125,188 | 174,123 |
| 7 (Jul) | 1,609,303 | 1,161,895 | 38,383 | 511,675 | 360,100 | 103,049 | 148,688 |
| 8月 (Aug) A-B | 1,565,631 | 1,134,856 | 13,480 | 485,177 | 380,724 | 101,293 | 154,182 |
| A | 2,002,403 | 1,555,160 | 13,480 | 485,177 | 380,724 | 165,244 | 510,535 |
| B | 436,772 | 420,304 | – | – | – | 63,951 | 356,353 |
| 前年同月比 Ratio to SM | 37.4 | 38.6 | 23.4 | 75.8 | 29.8 | 16.5 | 1.9 |

Note: 1. This table is a rearrangement of the present Iron and Steel Monthly Report research classified by the processes of hot rolling, cold rolling and plating into categories of complete steel products commonly used in business.

2. The rearranged method is to add the following together: hot-rolled steel products (excluding pipe materials, and products to be used for cold-rolled electric steel strip with strip-width of 600 mm or more), cold-finished steel products, plated steel products (excluding abraded bar steel and wires), steel pipes and cold-rolled molding section steel, and then to adjust overlap of production and subtract the amounts of consumption in each of the subsequent hot-rolled, cold-rolled and plated steel processes.

(単位:t、Unit: t)

| 年 月 Year and Month | 特殊鋼鋼材 Special steel products | | | | | | |
|---|---|---|---|---|---|---|---|
| | 冷間仕上鋼材 Cold-finished steel products | | | | 鋼管 Steel pipes and tubes | | |
| | 小計 Cold-finished steel products total | 磨帯鋼 Cold-rolled narrow strips | 冷延広幅帯鋼 Cold-rolled wide strips | 冷延鋼板 Cold-rolled sheets and plates | 小計 Sub-total | 熱間 Special hot-steel pipes and tubes (excluding secondary worked products) | 冷けん Cold-drawn special steel pipes and tubes |
| 平成19年 (2007) | 3,113,868 | 339,164 | 2,615,818 | 158,886 | 2,745,288 | 2,560,478 | 184,810 |
| 20 (2008) | 2,997,530 | 321,584 | 2,528,876 | 147,070 | 2,873,280 | 2,673,313 | 199,967 |
| 21 (2009) | 2,019,325 | 198,531 | 1,751,900 | 68,894 | 1,705,224 | 1,591,759 | 113,465 |
| 平成20年度 (08FY) | 2,529,679 | 267,325 | 2,144,188 | 118,166 | 2,707,930 | 2,529,372 | 178,558 |
| 21 (09FY) | 2,414,385 | 245,604 | 2,087,595 | 81,186 | 1,810,795 | 1,688,542 | 122,253 |
| 平成21年 4～6月 (Q2) | 372,858 | 35,058 | 326,478 | 11,322 | 336,552 | 316,017 | 20,535 |
| 7～9 (Q3) | 625,603 | 59,975 | 545,934 | 19,694 | 353,037 | 324,222 | 28,815 |
| 10～12 (Q4) | 695,620 | 73,607 | 598,988 | 23,025 | 504,959 | 469,568 | 35,391 |
| 22 1～3 (Q1) | 720,304 | 76,964 | 616,195 | 27,145 | 616,247 | 578,735 | 37,512 |
| 4～6 (Q2) | 784,280 | 79,069 | 678,158 | 27,053 | 593,075 | 554,661 | 38,414 |
| 平成21年 6月 (Jun) | 150,787 | 14,339 | 132,022 | 4,426 | 88,583 | 81,236 | 7,347 |
| 7 (Jul) | 183,535 | 18,345 | 159,803 | 5,387 | 101,149 | 93,116 | 8,033 |
| 8 (Aug) | 209,993 | 19,012 | 183,830 | 7,151 | 111,078 | 101,690 | 9,388 |
| 9 (Sep) | 232,075 | 22,618 | 202,301 | 7,156 | 140,810 | 129,416 | 11,394 |
| 10 (Oct) | 219,779 | 24,270 | 187,671 | 7,838 | 144,386 | 133,331 | 11,055 |
| 11 (Nov) | 233,455 | 23,839 | 202,736 | 6,880 | 171,767 | 160,082 | 11,685 |
| 12 (Dec) | 242,386 | 25,498 | 208,581 | 8,307 | 188,806 | 176,155 | 12,651 |
| 22 1 (Jan) | 236,988 | 23,610 | 204,893 | 8,485 | 203,897 | 192,240 | 11,657 |
| 2 (Feb) | 224,737 | 25,528 | 190,202 | 9,007 | 185,158 | 173,352 | 11,806 |
| 3 (Mar) | 258,579 | 27,826 | 221,100 | 9,653 | 227,192 | 213,143 | 14,049 |
| 4 (Apr) | 261,838 | 26,754 | 226,655 | 8,429 | 209,118 | 196,100 | 13,018 |
| 5 (May) | 259,404 | 25,917 | 225,224 | 8,263 | 203,930 | 190,794 | 13,136 |
| 6 (Jun) | 263,038 | 26,398 | 226,279 | 10,361 | 180,027 | 167,767 | 12,260 |
| 7 (Jul) | 257,155 | 25,744 | 222,611 | 8,800 | 190,253 | 176,638 | 13,615 |
| 8月 (Aug) A-B | 245,020 | 24,223 | 211,819 | 8,978 | 185,755 | 173,363 | 12,392 |
| A | 245,020 | 24,223 | 211,819 | 8,978 | 202,223 | 189,831 | 12,392 |
| B | – | – | – | – | 16,468 | 16,468 | – |
| 前年同月比 Ratio to SM | 16.7 | 27.4 | 15.2 | 25.5 | 67.2 | 70.5 | 32.0 |

(14) 最終鋼材(つづき) Finished steel

(単位:t、Unit: t)

| 年 月 Year and Month | 計 Total | 工具鋼 Tool steel | | | | | 構造用鋼 Structural steel | | |
|---|---|---|---|---|---|---|---|---|---|
| | | 小計 Sub-total | 炭素工具鋼 Carbon tool steel | 合金工具鋼 Alloy tool steel | 高速度鋼 High-speed tool steel | その他の工具鋼 Other tool steel | 小計 Sub-total | 機械構造用炭素鋼 Carbon steel for machine structual uses | 構造用合金鋼 Alloy steel for structural uses |
| 平成19年 (2007) | 20,403,633 | 268,386 | 124,510 | 125,067 | 15,730 | 3,079 | 9,007,882 | 5,117,575 | 3,890,307 |
| 20 (2008) | 20,593,890 | 254,113 | 104,927 | 127,794 | 17,638 | 3,754 | 9,148,984 | 5,137,090 | 4,011,894 |
| 21 (2009) | 12,390,712 | 106,937 | 48,471 | 51,206 | 6,469 | 791 | 5,020,209 | 2,842,245 | 2,177,964 |
| 平成20年度 (08FY) | 17,408,889 | 210,180 | 83,044 | 108,160 | 15,399 | 3,577 | 7,598,335 | 4,215,256 | 3,383,079 |
| 21 (09FY) | 14,686,696 | 126,399 | 58,454 | 60,727 | 7,093 | 125 | 6,067,030 | 3,488,701 | 2,578,329 |
| 平成21年 4～6月 (Q2) | 2,448,691 | 16,212 | 6,311 | 8,514 | 1,371 | 16 | 986,370 | 545,954 | 440,416 |
| 7～9 (Q3) | 3,450,164 | 27,105 | 13,858 | 12,082 | 1,133 | 32 | 1,400,135 | 824,444 | 575,691 |
| 10～12 (Q4) | 4,236,380 | 39,454 | 19,984 | 17,515 | 1,930 | 25 | 1,772,345 | 1,029,127 | 743,218 |
| 22 1～3 (Q1) | 4,551,461 | 43,628 | 18,301 | 22,616 | 2,659 | 52 | 1,908,180 | 1,089,176 | 819,004 |
| 4～6 (Q2) | 4,830,080 | 50,346 | 20,778 | 26,632 | 2,926 | 10 | 2,040,092 | 1,140,386 | 899,706 |
| 平成21年 6月 (Jun) | 963,995 | 5,671 | 2,323 | 2,909 | 431 | 8 | 400,420 | 230,319 | 170,101 |
| 7 (Jul) | 1,065,830 | 8,408 | 3,984 | 3,972 | 436 | 16 | 457,690 | 266,832 | 190,858 |
| 8 (Aug) | 1,139,590 | 9,356 | 5,412 | 3,642 | 296 | 6 | 431,919 | 260,458 | 171,461 |
| 9 (Sep) | 1,244,744 | 9,341 | 4,462 | 4,468 | 401 | 10 | 510,526 | 297,154 | 213,372 |
| 10 (Oct) | 1,326,965 | 13,938 | 8,535 | 4,870 | 533 | 0 | 550,283 | 323,706 | 226,577 |
| 11 (Nov) | 1,437,448 | 12,984 | 5,903 | 6,453 | 609 | 19 | 605,299 | 348,863 | 256,436 |
| 12 (Dec) | 1,471,967 | 12,532 | 5,546 | 6,192 | 788 | 6 | 616,763 | 356,558 | 260,205 |
| 22 1 (Jan) | 1,438,751 | 14,052 | 6,820 | 6,524 | 688 | 20 | 606,041 | 347,398 | 258,643 |
| 2 (Feb) | 1,443,216 | 14,118 | 5,177 | 7,990 | 921 | 30 | 608,247 | 344,161 | 264,086 |
| 3 (Mar) | 1,669,494 | 15,458 | 6,304 | 8,102 | 1,050 | 2 | 693,892 | 397,617 | 296,275 |
| 4 (Apr) | 1,546,938 | 16,248 | 7,229 | 8,156 | 857 | 6 | 649,621 | 364,152 | 285,469 |
| 5 (May) | 1,604,137 | 16,108 | 6,451 | 8,661 | 992 | 4 | 692,415 | 383,353 | 309,062 |
| 6 (Jun) | 1,679,005 | 17,990 | 7,098 | 9,815 | 1,077 | 0 | 698,056 | 392,881 | 305,175 |
| 7 (Jul) | 1,609,303 | 17,263 | 6,447 | 9,711 | 1,105 | 0 | 701,164 | 393,444 | 307,720 |
| 8 (Aug) | 1,565,631 | 14,533 | 5,901 | 7,676 | 956 | 0 | 688,294 | 403,098 | 285,196 |
| 前年同月比 Ratio to SM | 37.4 | 55.3 | 9.0 | 110.8 | 223.0 | 0.0 | 59.4 | 54.8 | 66.3 |

(単位:t、Unit: t)

| 年 月 Year and Month | 特殊用途鋼 Steel for special purposes | | | | | | | |
|---|---|---|---|---|---|---|---|---|
| | 小計 Sub-total | ばね鋼 Spring steel | 軸受鋼 Bearing steel | ステンレス鋼 Stainless steel | 快削鋼 Free-cutting steel | ピアノ線材 Piano wire rods | 高抗張力鋼 High-tensile-strength steel | その他の特殊用途鋼 Other steel for special purposes |
| 平成19年 (2007) | 11,127,365 | 506,430 | 901,395 | 3,122,056 | 986,317 | 720,635 | 4,778,160 | 112,372 |
| 20 (2008) | 11,190,793 | 510,729 | 1,024,015 | 2,874,758 | 917,504 | 789,847 | 4,969,505 | 104,435 |
| 21 (2009) | 7,263,566 | 290,660 | 538,707 | 2,074,576 | 525,260 | 532,406 | 3,226,947 | 75,010 |
| 平成20年度 (08FY) | 9,600,374 | 411,243 | 853,040 | 2,447,950 | 747,148 | 687,202 | 4,358,407 | 95,384 |
| 21 (09FY) | 8,493,267 | 357,658 | 672,288 | 2,386,623 | 654,046 | 599,639 | 3,744,138 | 78,875 |
| 平成21年 4～6月 (Q2) | 1,446,109 | 58,500 | 95,971 | 438,113 | 109,414 | 107,870 | 618,068 | 18,173 |
| 7～9 (Q3) | 2,022,924 | 89,953 | 156,250 | 638,853 | 137,173 | 149,072 | 828,930 | 22,693 |
| 10～12 (Q4) | 2,424,581 | 102,890 | 197,863 | 651,676 | 202,502 | 167,367 | 1,086,902 | 15,381 |
| 22 1～3 (Q1) | 2,599,653 | 106,315 | 222,204 | 657,981 | 204,957 | 175,330 | 1,210,238 | 22,628 |
| 4～6 (Q2) | 2,739,642 | 104,842 | 240,851 | 726,919 | 200,723 | 187,585 | 1,258,546 | 20,176 |
| 平成21年 6月 (Jun) | 557,904 | 22,070 | 45,334 | 175,967 | 47,282 | 38,813 | 220,672 | 7,766 |
| 7 (Jul) | 599,732 | 24,972 | 49,337 | 196,597 | 39,713 | 46,521 | 234,985 | 7,607 |
| 8 (Aug) | 698,315 | 31,650 | 49,842 | 216,430 | 40,185 | 52,418 | 300,290 | 7,500 |
| 9 (Sep) | 724,877 | 33,331 | 57,071 | 225,826 | 57,275 | 50,133 | 293,655 | 7,586 |
| 10 (Oct) | 762,744 | 35,962 | 62,396 | 221,954 | 60,141 | 51,900 | 324,860 | 5,531 |
| 11 (Nov) | 819,165 | 31,741 | 67,000 | 202,193 | 74,411 | 57,255 | 381,719 | 4,846 |
| 12 (Dec) | 842,672 | 35,187 | 68,467 | 227,529 | 67,950 | 58,212 | 380,323 | 5,004 |
| 22 1 (Jan) | 818,658 | 34,289 | 70,133 | 199,180 | 66,490 | 58,308 | 383,233 | 7,025 |
| 2 (Feb) | 820,851 | 35,677 | 71,643 | 216,288 | 66,168 | 53,158 | 371,443 | 6,474 |
| 3 (Mar) | 960,144 | 36,349 | 80,428 | 242,513 | 72,299 | 63,864 | 455,562 | 9,129 |
| 4 (Apr) | 881,069 | 33,982 | 79,302 | 240,312 | 57,593 | 64,801 | 398,971 | 6,108 |
| 5 (May) | 895,614 | 33,481 | 78,713 | 235,544 | 70,828 | 53,615 | 417,568 | 5,865 |
| 6 (Jun) | 962,959 | 37,379 | 82,836 | 251,063 | 72,302 | 69,169 | 442,007 | 8,203 |
| 7 (Jul) | 890,876 | 38,948 | 81,447 | 223,086 | 63,517 | 60,553 | 414,338 | 8,987 |
| 8 (Aug) | 862,804 | 36,102 | 76,311 | 219,355 | 63,476 | 69,760 | 390,115 | 7,685 |
| 前年同月比 Ratio to SM | 23.6 | 14.1 | 53.1 | 1.4 | 58.0 | 33.1 | 29.9 | 2.5 |

注:その他の特殊用途鋼には耐熱鋼、高マンガン鋼が含まれる。なお、平成19年よりステンレス鋼の定義変更に伴い耐熱鋼の一部がステンレス鋼に移動したため、平成18年以前は不連続となっている。

Note: Other Steel for Special Purposes includes heat-resisting and high-manganese steel. In addition, because classifications for steel categories changed in 2007, and some categories of heat-resisting steel have been moved to the Stainless Steel category this category has been discontinued since 2006.

## 2 原材料 Raw materials

### (1) 鉄くず需給 Iron and steel scrap

（単位：1000t、Unit: 1000t）

| 年　月 Year and Month | 鉄鋼工場溶解用 For smelting at steel plant 銑くず・鋼くず Iron/steel scrap 購入 Purchase | 自家発生 In-house generation | 消費計 Consumption total | 製鋼用 For steel-making | その他用 For others | 在庫 Inventory |
|---|---|---|---|---|---|---|
| 平成19年 (2007) | 33,918 | 12,702 | 44,451 | 44,382 | 68 | 3,292 |
| 20 (2008) | 34,230 | 12,910 | 45,093 | 44,837 | 257 | 4,072 |
| 21 (2009) | 20,714 | 9,429 | 30,041 | 29,806 | 235 | 3,172 |
| 平成20年度 (08FY) | 29,733 | 11,822 | 39,196 | 38,915 | 281 | 4,445 |
| 21 (09FY) | 23,096 | 10,081 | 33,564 | 33,234 | 329 | 2,861 |
| 平成21年 4～6月 (Q2) | 4,483 | 2,033 | 6,979 | 6,943 | 37 | 3,767 |
| 7～9 (Q3) | 5,745 | 2,459 | 8,388 | 8,349 | 38 | 3,274 |
| 10～12 (Q4) | 6,588 | 2,721 | 9,029 | 8,913 | 117 | 3,172 |
| 22 1～3 (Q1) | 6,281 | 2,869 | 9,167 | 9,030 | 138 | 2,861 |
| 4～6 (Q2) | 7,816 | 2,916 | 10,228 | 10,110 | 118 | 3,234 |
| 平成21年 6月 (Jun) | 1,640 | 732 | 2,485 | 2,475 | 11 | 3,767 |
| 7 (Jul) | 1,809 | 784 | 2,677 | 2,665 | 11 | 3,570 |
| 8 (Aug) | 1,889 | 823 | 2,779 | 2,769 | 10 | 3,421 |
| 9 (Sep) | 2,047 | 851 | 2,932 | 2,915 | 17 | 3,274 |
| 10 (Oct) | 2,218 | 879 | 3,036 | 2,991 | 45 | 3,195 |
| 11 (Nov) | 2,231 | 902 | 3,033 | 2,994 | 38 | 3,179 |
| 12 (Dec) | 2,139 | 940 | 2,961 | 2,928 | 33 | 3,172 |
| 22 1 (Jan) | 1,708 | 921 | 2,873 | 2,837 | 36 | 2,837 |
| 2 (Feb) | 2,037 | 912 | 3,037 | 2,990 | 47 | 2,642 |
| 3 (Mar) | 2,535 | 1,036 | 3,258 | 3,203 | 55 | 2,861 |
| 4 (Apr) | 2,645 | 929 | 3,222 | 3,205 | 17 | 3,147 |
| 5 (May) | 2,596 | 995 | 3,531 | 3,494 | 37 | 3,147 |
| 6 (Jun) | 2,574 | 991 | 3,475 | 3,410 | 65 | 3,234 |
| 7 (Jul) | 2,406 | 995 | 3,179 | 3,156 | 23 | 3,232 |
| 8 (Aug) | 1,905 | 1,006 | 3,113 | 3,054 | 59 | 2,947 |
| 前年同月比 Ratio to SM | 0.9 | 22.2 | 12.0 | 10.3 | 502.4 | ▲ 13.9 |

（単位：1000t、Unit: 1000t）

| 年　月 Year and Month | 再生鋼材用 For reclaimed steel 鋼くず・発生品 Steel scrap/Generated steel 受入 Receipts | 消費 Consumption | 鋳物用 For casting 銑くず・鋼くず・返りくず Iron and steel scrap 購入 Purchase | 自家発生 In-house generation | 消費 Consumption | 計 Total 購入 Purchase | 自家発生 In-house generation | 消費 Consumption |
|---|---|---|---|---|---|---|---|---|
| 平成19年 (2007) | 99 | 100 | 3,879 | 2,907 | 6,786 | 37,896 | 15,610 | 51,337 |
| 20 (2008) | 92 | 94 | 3,741 | 2,764 | 6,505 | 38,062 | 15,674 | 51,693 |
| 21 (2009) | 60 | 63 | 2,464 | 1,797 | 4,261 | 23,238 | 11,226 | 34,364 |
| 平成20年度 (08FY) | 81 | 81 | 3,255 | 2,375 | 5,629 | 33,068 | 14,197 | 44,907 |
| 21 (09FY) | 68 | 67 | 2,678 | 2,020 | 4,698 | 25,841 | 12,101 | 38,328 |
| 平成21年 4～6月 (Q2) | 13 | 15 | 562 | 402 | 964 | 5,058 | 2,435 | 7,958 |
| 7～9 (Q3) | 17 | 17 | 641 | 491 | 1,132 | 6,404 | 2,949 | 9,536 |
| 10～12 (Q4) | 14 | 16 | 749 | 552 | 1,301 | 7,351 | 3,273 | 10,347 |
| 22 1～3 (Q1) | 23 | 19 | 725 | 576 | 1,301 | 7,029 | 3,444 | 10,487 |
| 4～6 (Q2) | 20 | 21 | 744 | 566 | 1,309 | 8,579 | 3,482 | 11,558 |
| 平成21年 6月 (Jun) | 5 | 5 | 217 | 153 | 369 | 1,863 | 884 | 2,860 |
| 7 (Jul) | 5 | 6 | 220 | 164 | 384 | 2,034 | 948 | 3,066 |
| 8 (Aug) | 5 | 5 | 181 | 147 | 328 | 2,075 | 971 | 3,112 |
| 9 (Sep) | 7 | 6 | 241 | 180 | 420 | 2,295 | 1,031 | 3,359 |
| 10 (Oct) | 4 | 5 | 250 | 186 | 436 | 2,473 | 1,065 | 3,478 |
| 11 (Nov) | 5 | 6 | 262 | 188 | 451 | 2,498 | 1,090 | 3,489 |
| 12 (Dec) | 5 | 5 | 237 | 177 | 414 | 2,380 | 1,117 | 3,380 |
| 22 1 (Jan) | 7 | 6 | 229 | 177 | 405 | 1,944 | 1,098 | 3,284 |
| 2 (Feb) | 7 | 6 | 238 | 192 | 431 | 2,283 | 1,104 | 3,473 |
| 3 (Mar) | 9 | 7 | 258 | 207 | 465 | 2,802 | 1,243 | 3,729 |
| 4 (Apr) | 8 | 8 | 245 | 189 | 434 | 2,898 | 1,118 | 3,664 |
| 5 (May) | 7 | 7 | 229 | 171 | 400 | 2,832 | 1,167 | 3,938 |
| 6 (Jun) | 6 | 6 | 270 | 205 | 475 | 2,850 | 1,197 | 3,957 |
| 7 (Jul) | 4 | 5 | 276 | 210 | 485 | 2,686 | 1,204 | 3,670 |
| 8 (Aug) | 5 | 5 | 228 | 174 | 402 | 2,138 | 1,180 | 3,519 |
| 前年同月比 Ratio to SM | ▲ 6.1 | ▲ 4.9 | 26.1 | 18.0 | 22.5 | 3.1 | 21.6 | 13.1 |

注：鋳物用とは銑鉄鋳物用、可鍛鋳鉄用、鋳鉄管用をさす。

Note: For use in casting means for use in pig iron casting, malleable iron casting and cast iron pipe.

2 原材料(つづき) Raw materials

(2) 製鋼用原料消費量 Consumption of materials for steel-making

(単位:1000t、Unit: 1000t)

| 年 月 Year and Month | 粗鋼合計 Crude steel total | | | | 転炉鋼 LD converters | | | |
|---|---|---|---|---|---|---|---|---|
| | 生産 Production | 原料消費 Consumption of materials | | | 生産 Production | 原料消費 Consumption of materials | | |
| | | 計 Total | 銑鉄 Pig iron | 鉄くず Iron and steel scrap | | 計 Total | 銑鉄 Pig iron | 鉄くず Iron and steel scrap |
| 平成19年 (2007) | 120,203 | 131,171 | 86,789 | 44,382 | 89,242 | 98,220 | 85,829 | 12,391 |
| 20 (2008) | 118,739 | 130,312 | 85,475 | 44,837 | 89,238 | 98,828 | 84,696 | 14,132 |
| 21 (2009) | 87,534 | 95,810 | 66,004 | 29,806 | 68,337 | 75,540 | 65,653 | 9,888 |
| 平成20年度 (08FY) | 105,500 | 115,742 | 76,827 | 38,915 | 79,793 | 88,401 | 76,224 | 12,177 |
| 21 (09FY) | 96,449 | 105,604 | 72,370 | 33,234 | 75,748 | 83,748 | 71,988 | 11,760 |
| 平成21年 4～6月 (Q2) | 19,093 | 20,821 | 13,879 | 6,943 | 14,278 | 15,764 | 13,799 | 1,965 |
| 7～9 (Q3) | 24,236 | 26,502 | 18,152 | 8,349 | 19,061 | 21,049 | 18,054 | 2,995 |
| 10～12 (Q4) | 26,609 | 29,207 | 20,294 | 8,913 | 21,283 | 23,559 | 20,199 | 3,360 |
| 22 1～3 (Q1) | 26,511 | 29,074 | 20,045 | 9,030 | 21,127 | 23,376 | 19,935 | 3,440 |
| 4～6 (Q2) | 28,067 | 30,730 | 20,620 | 10,110 | 21,727 | 24,006 | 20,493 | 3,513 |
| 平成21年 6月 (Jun) | 6,883 | 7,498 | 5,023 | 2,475 | 5,201 | 5,744 | 4,995 | 749 |
| 7 (Jul) | 7,660 | 8,395 | 5,730 | 2,665 | 6,016 | 6,652 | 5,698 | 954 |
| 8 (Aug) | 8,307 | 9,081 | 6,312 | 2,769 | 6,603 | 7,292 | 6,280 | 1,012 |
| 9 (Sep) | 8,269 | 9,026 | 6,111 | 2,915 | 6,442 | 7,104 | 6,075 | 1,029 |
| 10 (Oct) | 8,801 | 9,644 | 6,653 | 2,991 | 6,979 | 7,719 | 6,618 | 1,101 |
| 11 (Nov) | 8,858 | 9,738 | 6,744 | 2,994 | 7,044 | 7,808 | 6,713 | 1,095 |
| 12 (Dec) | 8,951 | 9,825 | 6,897 | 2,928 | 7,260 | 8,032 | 6,869 | 1,163 |
| 22 1 (Jan) | 8,724 | 9,604 | 6,767 | 2,837 | 7,114 | 7,895 | 6,731 | 1,163 |
| 2 (Feb) | 8,445 | 9,248 | 6,258 | 2,990 | 6,621 | 7,319 | 6,224 | 1,095 |
| 3 (Mar) | 9,341 | 10,222 | 7,019 | 3,203 | 7,391 | 8,162 | 6,980 | 1,182 |
| 4 (Apr) | 8,987 | 9,833 | 6,628 | 3,205 | 6,997 | 7,731 | 6,585 | 1,146 |
| 5 (May) | 9,724 | 10,626 | 7,132 | 3,494 | 7,514 | 8,280 | 7,089 | 1,190 |
| 6 (Jun) | 9,356 | 10,271 | 6,861 | 3,410 | 7,216 | 7,996 | 6,819 | 1,177 |
| 7 (Jul) | 9,223 | 10,139 | 6,983 | 3,156 | 7,316 | 8,106 | 6,945 | 1,161 |
| 8 (Aug) | 8,898 | 9,780 | 6,726 | 3,054 | 7,061 | 7,829 | 6,691 | 1,138 |
| 前年同月比 Ratio to SM | 7.1 | 7.7 | 6.6 | 10.3 | 6.9 | 7.4 | 6.5 | 12.5 |

(単位:1000t、Unit: 1000t)

| 年 月 Year and Month | 電気炉鋼 Electric furnaces | | | |
|---|---|---|---|---|
| | 生産 Production | 原料消費 Consumption of materials | | |
| | | 計 Total | 銑鉄 Pig iron | 鉄くず Iron and steel scrap |
| 平成19年 (2007) | 30,435 | 32,951 | 960 | 31,991 |
| 20 (2008) | 28,958 | 31,484 | 779 | 30,705 |
| 21 (2009) | 18,846 | 20,270 | 352 | 19,918 |
| 平成20年度 (08FY) | 25,207 | 27,341 | 603 | 26,738 |
| 21 (09FY) | 20,358 | 21,857 | 382 | 21,474 |
| 平成21年 4～6月 (Q2) | 4,727 | 5,057 | 80 | 4,977 |
| 7～9 (Q3) | 5,095 | 5,453 | 98 | 5,354 |
| 10～12 (Q4) | 5,238 | 5,648 | 95 | 5,553 |
| 22 1～3 (Q1) | 5,297 | 5,698 | 109 | 5,589 |
| 4～6 (Q2) | 6,243 | 6,724 | 127 | 6,597 |
| 平成21年 6月 (Jun) | 1,652 | 1,754 | 28 | 1,725 |
| 7 (Jul) | 1,616 | 1,743 | 32 | 1,711 |
| 8 (Aug) | 1,678 | 1,788 | 31 | 1,757 |
| 9 (Sep) | 1,800 | 1,921 | 35 | 1,886 |
| 10 (Oct) | 1,792 | 1,925 | 36 | 1,890 |
| 11 (Nov) | 1,784 | 1,930 | 31 | 1,899 |
| 12 (Dec) | 1,662 | 1,793 | 29 | 1,764 |
| 22 1 (Jan) | 1,582 | 1,709 | 36 | 1,673 |
| 2 (Feb) | 1,797 | 1,930 | 34 | 1,895 |
| 3 (Mar) | 1,919 | 2,060 | 39 | 2,021 |
| 4 (Apr) | 1,959 | 2,102 | 42 | 2,059 |
| 5 (May) | 2,179 | 2,346 | 43 | 2,304 |
| 6 (Jun) | 2,105 | 2,275 | 42 | 2,234 |
| 7 (Jul) | 1,874 | 2,033 | 38 | 1,995 |
| 8 (Aug) | 1,806 | 1,951 | 35 | 1,916 |
| 前年同月比 Ratio to SM | 7.6 | 9.1 | 12.9 | 9.0 |

注:転炉鋼及び電気炉鋼の生産には鋼塊のみ計上し、鋳鋼鋳込は含みません。
Note: Production of LD converters and electric furnaces includes only steel ingots,

## 1. 非鉄金属
Non-ferrous metals

| 年　月 Year and Month | 非鉄金属 Non-ferrous metals | | | | | | | | |
|---|---|---|---|---|---|---|---|---|---|
| | 電気金 (kg) Electrolytic gold (kg) | | | 電気銀 (kg) Electrolytic silver (kg) | | | 電気銅(t) Electrolytic copper (t) | | |
| | 生産 Production | 販売 Sales | 在庫 Inventory | 生産 Production | 販売 Sales | 在庫 Inventory | 生産 Production | 販売 Sales | 在庫 Inventory |
| 平成19年 (2007) | 155,860 | 143,312 | 4,608 | 2,258,009 | 1,922,159 | 114,046 | 1,576,818 | 1,055,809 | 41,812 |
| 20 (2008) | 124,832 | 110,419 | 6,208 | 2,042,604 | 1,602,057 | 171,873 | 1,539,957 | 977,630 | 50,011 |
| 21 (2009) | 133,260 | 132,537 | 6,931 | 1,865,936 | 1,906,956 | 130,853 | 1,439,843 | 1,365,148 | 45,522 |
| 平成20年度 (08FY) | 121,157 | 111,347 | 4,189 | 1,954,749 | 1,661,019 | 119,341 | 1,476,622 | 1,043,488 | 49,507 |
| 21 (09FY) | 137,282 | 136,123 | 5,348 | 1,875,697 | 1,845,265 | 149,773 | 1,491,125 | 1,404,408 | 40,820 |
| 平成21年 4～6月 (Q2) | 32,477 | 30,862 | 5,803 | 466,761 | 476,704 | 109,398 | 357,303 | 356,740 | 27,997 |
| 7～9 (Q3) | 35,521 | 34,350 | 6,974 | 482,081 | 488,933 | 102,546 | 373,743 | 334,870 | 42,864 |
| 10～12 (Q4) | 34,309 | 34,352 | 6,931 | 445,585 | 417,277 | 130,853 | 367,564 | 342,167 | 45,522 |
| 22 1～3 (Q1) | 34,975 | 36,558 | 5,348 | 481,270 | 462,351 | 149,773 | 392,515 | 370,631 | 40,820 |
| 4～6 (Q2) | 36,078 | 35,261 | 6,186 | 466,368 | 528,149 | 85,615 | 391,997 | 369,250 | 38,280 |
| 平成21年 6月 (Jun) | 12,280 | 11,545 | 5,803 | 149,400 | 164,424 | 109,398 | 118,933 | 113,197 | 27,997 |
| 7月 (Jul) | 12,165 | 12,120 | 5,848 | 163,510 | 162,974 | 109,934 | 127,654 | 118,127 | 29,504 |
| 8月 (Aug) | 11,415 | 10,974 | 6,289 | 172,676 | 134,855 | 147,755 | 129,027 | 107,187 | 43,251 |
| 9月 (Sep) | 11,941 | 11,256 | 6,974 | 145,895 | 191,104 | 102,546 | 117,062 | 109,556 | 42,864 |
| 10月 (Oct) | 12,337 | 12,796 | 6,515 | 152,551 | 139,709 | 115,388 | 112,039 | 117,538 | 31,952 |
| 11月 (Nov) | 10,304 | 10,534 | 6,286 | 140,797 | 141,814 | 114,370 | 122,063 | 112,320 | 32,903 |
| 12月 (Dec) | 11,668 | 11,023 | 6,931 | 152,237 | 135,754 | 130,853 | 133,462 | 112,309 | 45,522 |
| 22 1月 (Jan) | 12,232 | 12,516 | 6,647 | 155,757 | 162,840 | 123,771 | 135,539 | 121,805 | 51,083 |
| 2月 (Feb) | 10,318 | 10,910 | 6,054 | 154,893 | 142,927 | 135,737 | 123,545 | 123,004 | 43,045 |
| 3月 (Mar) | 12,425 | 13,132 | 5,348 | 170,620 | 156,584 | 149,773 | 133,431 | 125,822 | 40,820 |
| 4月 (Apr) | 11,198 | 10,602 | 5,945 | 133,858 | 163,672 | 118,929 | 128,346 | 128,117 | 34,168 |
| 5月 (May) | 12,375 | 11,562 | 6,757 | 163,052 | 174,977 | 106,015 | 132,901 | 119,663 | 40,145 |
| 6月 (Jun) | 12,505 | 13,097 | 6,186 | 169,458 | 189,500 | 85,615 | 130,750 | 121,470 | 38,280 |
| 7月 (Jul) | 10,103 | 10,423 | 5,865 | 159,993 | 170,555 | 74,352 | 128,976 | 122,235 | 35,975 |
| 8月 (Aug) | 10,841 | 10,376 | 6,329 | 139,440 | 145,102 | 68,006 | 130,101 | 113,692 | 42,029 |
| 前年同月比 Ratio to SM | ▲ 5.0 | ▲ 5.4 | 0.6 | ▲ 19.2 | 7.6 | ▲ 54.0 | 0.8 | 6.1 | ▲ 2.8 |

## 2. アルミニウム
Aluminum

| 年　月 Year and Month | 非鉄金属 Non-ferrous metals | | | | | | アルミニウム Aluminum | | |
|---|---|---|---|---|---|---|---|---|---|
| | 電気鉛(t) Electrolytic lead (t) | | | 亜鉛(t) Zinc total | | | アルミニウム合金地金(t) Aluminum alloy ingots (t) | | |
| | 生産 Production | 販売 Sales | 在庫 Inventory | 生産 Production | 販売 Sales | 在庫 Inventory | 生産 Production | 販売 Sales | 在庫 Inventory |
| 平成19年 (2007) | 219,423 | 203,141 | 5,339 | 597,650 | 216,500 | 17,765 | 376,350 | 376,725 | 15,202 |
| 20 (2008) | 224,905 | 204,678 | 11,915 | 615,533 | 221,682 | 26,192 | 334,535 | 336,532 | 14,344 |
| 21 (2009) | 192,196 | 190,830 | 7,681 | 540,604 | 544,292 | 22,503 | 262,710 | 263,227 | 12,102 |
| 平成20年度 (08FY) | 211,814 | 196,157 | 11,599 | 586,921 | 290,830 | 36,987 | 293,672 | 298,656 | 11,533 |
| 21 (09FY) | 195,826 | 194,605 | 6,824 | 546,115 | 562,020 | 21,082 | 291,759 | 289,305 | 11,948 |
| 平成21年 4～6月 (Q2) | 45,834 | 45,960 | 9,822 | 146,156 | 126,104 | 57,040 | 64,485 | 63,172 | 12,526 |
| 7～9 (Q3) | 48,802 | 47,236 | 10,083 | 107,758 | 142,440 | 22,358 | 70,469 | 70,533 | 11,750 |
| 10～12 (Q4) | 53,143 | 53,817 | 7,681 | 150,286 | 150,141 | 22,503 | 78,909 | 78,110 | 12,102 |
| 22 1～3 (Q1) | 48,047 | 47,592 | 6,824 | 141,915 | 143,335 | 21,082 | 77,896 | 77,490 | 11,948 |
| 4～6 (Q2) | 53,806 | 47,727 | 11,728 | 146,368 | 144,040 | 23,433 | 76,533 | 75,903 | 11,891 |
| 平成21年 6月 (Jun) | 16,533 | 17,334 | 9,822 | 50,353 | 48,885 | 57,040 | 23,185 | 23,038 | 12,526 |
| 7月 (Jul) | 16,503 | 18,185 | 7,707 | 31,534 | 47,440 | 41,134 | 24,670 | 24,950 | 12,347 |
| 8月 (Aug) | 15,569 | 13,918 | 8,911 | 32,812 | 47,516 | 26,430 | 20,985 | 20,468 | 12,395 |
| 9月 (Sep) | 16,730 | 15,133 | 10,083 | 43,412 | 47,484 | 22,358 | 24,814 | 25,115 | 11,750 |
| 10月 (Oct) | 17,058 | 17,761 | 8,784 | 51,687 | 51,915 | 22,130 | 27,015 | 26,984 | 11,774 |
| 11月 (Nov) | 17,195 | 18,549 | 6,919 | 48,899 | 49,688 | 21,341 | 27,495 | 26,135 | 12,832 |
| 12月 (Dec) | 18,890 | 17,507 | 7,681 | 49,700 | 48,538 | 22,503 | 24,399 | 24,991 | 12,102 |
| 22 1月 (Jan) | 18,399 | 16,934 | 8,655 | 54,010 | 48,953 | 27,559 | 23,715 | 24,314 | 11,548 |
| 2月 (Feb) | 16,282 | 16,286 | 8,161 | 45,921 | 47,309 | 26,171 | 26,165 | 25,503 | 11,898 |
| 3月 (Mar) | 13,366 | 14,372 | 6,824 | 41,984 | 47,073 | 21,082 | 28,016 | 27,673 | 11,948 |
| 4月 (Apr) | 17,296 | 16,270 | 7,433 | 43,690 | 46,855 | 17,917 | 26,856 | 25,658 | 12,880 |
| 5月 (May) | 17,761 | 13,666 | 11,203 | 51,670 | 48,079 | 21,531 | 22,540 | 22,929 | 12,239 |
| 6月 (Jun) | 18,749 | 17,791 | 11,728 | 51,008 | 49,106 | 23,433 | 27,137 | 27,316 | 11,891 |
| 7月 (Jul) | 18,488 | 19,017 | 10,750 | 39,283 | 48,305 | 14,411 | 29,593 | 28,134 | 12,989 |
| 8月 (Aug) | 18,961 | 15,300 | 13,917 | 47,108 | 47,201 | 14,319 | 21,581 | 22,435 | 12,038 |
| 前年同月比 Ratio to SM | 21.8 | 9.9 | 56.2 | 43.6 | ▲ 0.7 | ▲ 45.8 | 2.8 | 9.6 | ▲ 2.9 |

| 年　月 Year and Month | アルミニウム Aluminum | | | | | | 伸銅製品（t） Elongated copper products（t） | | |
|---|---|---|---|---|---|---|---|---|---|
| | アルミニウム二次地金(t) Secondary aluminum ingots (t) | | | アルミニウム二次合金地金(t) Secondary aluminum alloy ingots (t) | | | | | |
| | 生産 Production | 販売 Sales | 在庫 Inventory | 生産 Production | 販売 Sales | 在庫 Inventory | 生産 Production | 販売 Sales | 在庫 Inventory |
| 平成19年 (2007) | 153,204 | 146,335 | 2,783 | 1,284,826 | 1,238,420 | 39,597 | 1,003,699 | 987,462 | 35,614 |
| 20 (2008) | 148,847 | 141,982 | 3,598 | 1,159,527 | 1,136,145 | 37,895 | 944,409 | 932,187 | 32,819 |
| 21 (2009) | 111,349 | 108,857 | 3,187 | 815,629 | 803,578 | 35,211 | 654,357 | 648,666 | 29,205 |
| 平成20年度 (08FY) | 136,870 | 131,516 | 2,500 | 979,103 | 973,580 | 32,753 | 806,999 | 799,539 | 26,125 |
| 21 (09FY) | 115,629 | 114,017 | 2,354 | 924,685 | 898,573 | 36,433 | 753,848 | 740,841 | 28,397 |
| 平成21年 4～6月 (Q2) | 27,611 | 25,555 | 3,219 | 200,154 | 196,408 | 33,667 | 152,125 | 150,042 | 26,525 |
| 7～9 (Q3) | 29,041 | 28,561 | 3,623 | 221,435 | 215,527 | 33,744 | 182,885 | 179,671 | 27,241 |
| 10～12 (Q4) | 29,191 | 29,507 | 3,187 | 252,806 | 244,232 | 35,211 | 206,339 | 201,807 | 29,205 |
| 22 1～3 (Q1) | 29,786 | 30,394 | 2,354 | 250,290 | 242,406 | 36,433 | 212,499 | 209,321 | 28,397 |
| 4～6 (Q2) | 31,540 | 30,711 | 3,132 | 244,458 | 237,787 | 36,859 | 222,930 | 218,125 | 28,150 |
| 平成21年 6月 (Jun) | 9,544 | 8,971 | 3,219 | 74,788 | 75,108 | 33,667 | 59,188 | 57,720 | 26,525 |
| 7月 (Jul) | 9,264 | 9,418 | 2,906 | 77,307 | 75,741 | 34,078 | 62,549 | 61,939 | 26,200 |
| 8月 (Aug) | 9,594 | 9,266 | 3,260 | 62,395 | 61,394 | 33,214 | 55,670 | 54,924 | 25,995 |
| 9月 (Sep) | 10,183 | 9,877 | 3,623 | 81,733 | 78,392 | 33,744 | 64,666 | 62,808 | 27,241 |
| 10月 (Oct) | 8,937 | 9,547 | 2,965 | 85,042 | 81,685 | 35,030 | 69,013 | 68,316 | 27,018 |
| 11月 (Nov) | 9,739 | 9,797 | 2,807 | 86,502 | 83,435 | 36,375 | 69,909 | 67,858 | 28,355 |
| 12月 (Dec) | 10,515 | 10,163 | 3,187 | 81,262 | 79,112 | 35,211 | 67,417 | 65,633 | 29,205 |
| 22 1月 (Jan) | 9,665 | 9,545 | 3,401 | 78,387 | 76,151 | 35,009 | 67,178 | 67,329 | 28,177 |
| 2月 (Feb) | 10,060 | 10,399 | 2,988 | 81,091 | 77,052 | 36,470 | 69,427 | 67,842 | 28,632 |
| 3月 (Mar) | 10,061 | 10,450 | 2,354 | 90,812 | 89,203 | 36,433 | 75,894 | 74,150 | 28,397 |
| 4月 (Apr) | 11,279 | 10,623 | 2,988 | 83,879 | 81,887 | 36,597 | 73,951 | 71,181 | 29,384 |
| 5月 (May) | 9,982 | 9,954 | 2,975 | 76,053 | 72,940 | 37,598 | 72,605 | 71,131 | 29,501 |
| 6月 (Jun) | 10,279 | 10,134 | 3,132 | 84,526 | 82,960 | 36,859 | 76,374 | 75,813 | 28,150 |
| 7月 (Jul) | 10,366 | 10,404 | 2,889 | 85,976 | 83,169 | 36,799 | 75,860 | 73,355 | 29,035 |
| 8月 (Aug) | 9,498 | 9,517 | 2,766 | 72,699 | 71,018 | 35,207 | 65,743 | 64,252 | 29,517 |
| 前年同月比 Ratio to SM | ▲ 1.0 | 2.7 | ▲ 15.2 | 16.5 | 15.7 | 6.0 | 18.1 | 17.0 | 13.5 |

| 年　月 Year and Month | アルミニウム圧延製品(t) Aluminum mill products (t) | | | | | | | | |
|---|---|---|---|---|---|---|---|---|---|
| | 合計（はくを除く） Total (excluding foils) | | | 板製品 Flat rolled products | | | 押出製品 Extruded products | | |
| | 生産 Production | 販売 Sales | 在庫 Inventory | 生産 Production | 販売 Sales | 在庫 Inventory | 生産 Production | 販売 Sales | 在庫 Inventory |
| 平成19年 (2007) | 2,318,673 | 1,771,594 | 85,603 | 1,359,295 | 1,307,223 | 73,906 | 959,378 | 464,371 | 11,697 |
| 20 (2008) | 2,223,372 | 1,729,486 | 91,556 | 1,351,144 | 1,297,245 | 80,742 | 872,228 | 432,241 | 10,814 |
| 21 (2009) | 1,724,782 | 1,348,781 | 82,461 | 1,062,775 | 1,037,822 | 70,103 | 662,007 | 310,959 | 12,358 |
| 平成20年度 (08FY) | 2,019,428 | 1,570,169 | 78,821 | 1,224,413 | 1,189,279 | 68,969 | 795,015 | 380,890 | 9,852 |
| 21 (09FY) | 1,872,444 | 1,477,825 | r 49,145 | 1,170,449 | 1,131,669 | r 37,812 | 701,995 | 346,156 | 11,333 |
| 平成21年 4～6月 (Q2) | 433,594 | 337,154 | 80,094 | 276,476 | 267,902 | 69,511 | 157,118 | 69,252 | 10,583 |
| 7～9 (Q3) | 458,006 | 357,793 | 78,507 | 283,741 | 274,611 | 66,857 | 174,265 | 83,182 | 11,650 |
| 10～12 (Q4) | 486,352 | 379,287 | 82,461 | 298,487 | 283,979 | 70,103 | 187,865 | 95,308 | 12,358 |
| 22 1～3 (Q1) | 494,492 | 403,591 | r 49,145 | 311,745 | 305,177 | r 37,812 | 182,747 | 98,414 | 11,333 |
| 4～6 (Q2) | 521,344 | 417,930 | r 51,393 | 337,025 | 322,542 | r 40,985 | 184,319 | 95,388 | 10,408 |
| 平成21年 6月 (Jun) | 158,482 | 123,214 | 80,094 | 101,056 | 97,218 | 69,511 | 57,426 | 25,996 | 10,583 |
| 7月 (Jul) | 165,232 | 128,829 | 79,626 | 104,258 | 100,410 | 68,739 | 60,974 | 28,419 | 10,887 |
| 8月 (Aug) | 138,475 | 106,762 | 79,984 | 85,172 | 81,892 | 68,623 | 53,303 | 24,870 | 11,361 |
| 9月 (Sep) | 154,299 | 122,202 | 78,507 | 94,311 | 92,309 | 66,857 | 59,988 | 29,893 | 11,650 |
| 10月 (Oct) | 162,881 | 128,566 | 77,100 | 98,358 | 96,280 | 65,139 | 64,523 | 32,286 | 11,961 |
| 11月 (Nov) | 164,188 | 128,879 | 78,133 | 101,374 | 96,643 | 65,774 | 62,814 | 32,236 | 12,359 |
| 12月 (Dec) | 159,283 | 121,842 | 82,461 | 98,755 | 91,056 | 70,103 | 60,528 | 30,786 | 12,358 |
| 22 1月 (Jan) | 147,447 | 119,832 | r 52,153 | 89,975 | 89,058 | r 40,182 | 57,472 | 30,774 | 11,971 |
| 2月 (Feb) | 161,219 | 132,412 | r 49,406 | 101,409 | 100,099 | r 37,652 | 59,810 | 32,313 | 11,754 |
| 3月 (Mar) | 185,826 | 151,347 | r 49,145 | 120,361 | 116,020 | r 37,812 | 65,465 | 35,327 | 11,333 |
| 4月 (Apr) | 175,559 | 142,409 | r 48,904 | 113,780 | 110,135 | r 37,587 | 61,779 | 32,274 | 11,317 |
| 5月 (May) | 168,548 | 133,498 | r 52,840 | 111,161 | 103,497 | r 41,843 | 57,387 | 30,001 | 10,997 |
| 6月 (Jun) | 177,237 | 142,023 | r 51,393 | 112,084 | 108,910 | r 40,985 | 65,153 | 33,113 | 10,408 |
| 7月 (Jul) | 179,732 | 141,291 | r 52,655 | 113,529 | 107,949 | r 42,420 | 66,203 | 33,342 | 10,235 |
| 8月 (Aug) | 152,289 | 122,983 | 49,043 | 93,957 | 93,958 | 38,877 | 58,332 | 29,025 | 10,166 |
| 前年同月比 Ratio to SM | 10.0 | 15.2 | ＊▲ 4.8 | 10.3 | 14.7 | ＊▲ 2.5 | 9.4 | 16.7 | ▲ 10.5 |

非鉄金属製品（つづき）
Non-ferrous metal products

| 年　月 Year and Month | アルミニウム圧延製品(t) Aluminum mill products (t) はく Foils 生産 Production | 販売 Sales | 在庫 Inventory | 電線・ケーブル（導体t） Electric wires/cables (metal core t) 機器用電線 Appliance wires 生産 Production | 販売 Sales | 在庫 Inventory | 輸送機器用電線 Wires and cables for transportation 生産 Production | 販売 Sales | 在庫 Inventory |
|---|---|---|---|---|---|---|---|---|---|
| 平成19年 (2007) | 136,587 | 138,661 | 6,344 | 54,359 | 55,458 | 5,040 | 58,392 | 57,745 | 1,299 |
| 20 (2008) | 129,191 | 128,186 | 6,536 | 48,522 | 49,988 | 4,428 | 58,444 | 56,744 | 1,131 |
| 21 (2009) | 97,538 | 98,544 | 5,104 | 34,747 | 35,168 | 3,717 | 42,055 | 41,640 | 1,053 |
| 平成20年度 (08FY) | 111,095 | 111,367 | 5,497 | 43,336 | 44,690 | 4,084 | 50,884 | 49,420 | 1,092 |
| 21 (09FY) | 111,997 | 111,833 | 5,168 | 38,190 | 37,889 | 3,867 | 46,250 | 45,980 | 976 |
| 平成21年 4～6月 (Q2) | 23,538 | 24,731 | 4,302 | 7,969 | 7,975 | 3,758 | 9,603 | 9,526 | 1,025 |
| 7～9 (Q3) | 29,110 | 28,225 | 5,034 | 8,943 | 9,101 | 3,581 | 11,187 | 11,143 | 1,033 |
| 10～12 (Q4) | 30,016 | 29,766 | 5,104 | 10,300 | 10,088 | 3,717 | 12,571 | 12,421 | 1,053 |
| 22 1～3 (Q1) | 29,333 | 29,111 | 5,168 | 10,978 | 10,725 | 3,867 | 12,889 | 12,890 | 976 |
| 4～6 (Q2) | 30,961 | 30,563 | 5,317 | 11,062 | 10,845 | 4,106 | 12,021 | 11,885 | 989 |
| 平成21年 6月 (Jun) | 9,242 | 9,347 | 4,302 | 2,852 | 2,845 | 3,758 | 3,683 | 3,661 | 1,025 |
| 7月 (Jul) | 10,097 | 9,908 | 4,474 | 2,926 | 3,070 | 3,580 | 3,906 | 3,838 | 1,064 |
| 8月 (Aug) | 8,859 | 8,528 | 4,731 | 2,717 | 2,827 | 3,465 | 3,107 | 3,143 | 1,037 |
| 9月 (Sep) | 10,154 | 9,789 | 5,034 | 3,300 | 3,204 | 3,581 | 4,174 | 4,162 | 1,033 |
| 10月 (Oct) | 10,632 | 10,492 | 5,116 | 3,411 | 3,393 | 3,576 | 4,292 | 4,266 | 1,021 |
| 11月 (Nov) | 9,902 | 9,920 | 5,047 | 3,459 | 3,332 | 3,684 | 4,248 | 4,197 | 1,013 |
| 12月 (Dec) | 9,482 | 9,354 | 5,104 | 3,430 | 3,363 | 3,717 | 4,031 | 3,958 | 1,053 |
| 22 1月 (Jan) | 8,925 | 8,884 | 5,082 | 3,461 | 3,560 | 3,625 | 3,968 | 3,933 | 1,037 |
| 2月 (Feb) | 9,630 | 9,362 | 5,306 | 3,460 | 3,410 | 3,593 | 4,213 | 4,238 | 995 |
| 3月 (Mar) | 10,778 | 10,865 | 5,168 | 4,057 | 3,755 | 3,867 | 4,708 | 4,719 | 976 |
| 4月 (Apr) | 10,544 | 10,589 | 5,059 | 3,857 | 3,710 | 4,039 | 4,038 | 3,879 | 1,085 |
| 5月 (May) | 9,584 | 9,465 | 5,070 | 3,398 | 3,390 | 3,980 | 3,654 | 3,694 | 992 |
| 6月 (Jun) | 10,833 | 10,509 | 5,317 | 3,807 | 3,745 | 4,106 | 4,329 | 4,312 | 989 |
| 7月 (Jul) | 10,889 | 10,660 | 5,478 | 3,699 | 3,998 | 3,837 | 4,362 | 4,281 | 1,012 |
| 8月 (Aug) | 9,586 | 9,599 | 5,461 | 3,338 | 3,450 | 3,678 | 3,652 | 3,611 | 1,026 |
| 前年同月比 Ratio to SM | 8.2 | 12.6 | 15.4 | 22.9 | 22.0 | 6.1 | 17.5 | 14.9 | ▲ 1.1 |

| 年　月 Year and Month | 電線・ケーブル（導体t） Electric wires/cables (metal core t) 通信用電線・ケーブル Telecommunication wires/cables 生産 Production | 販売 Sales | 在庫 Inventory | 電力用電線・ケーブル Power wires/cables 生産 Production | 販売 Sales | 在庫 Inventory | アルミニウム線 Alminum wires 生産 Production | 販売 Sales | 在庫 Inventory |
|---|---|---|---|---|---|---|---|---|---|
| 平成19年 (2007) | 31,038 | 32,653 | 5,368 | 244,112 | 269,668 | 14,752 | 37,764 | 29,013 | 1,045 |
| 20 (2008) | 29,543 | 31,782 | 5,236 | 236,841 | 282,993 | 13,255 | 41,507 | 34,584 | 1,078 |
| 21 (2009) | 26,299 | 28,316 | 5,452 | 200,701 | 239,782 | 11,423 | 53,228 | 52,454 | 1,465 |
| 平成20年度 (08FY) | 28,122 | 30,485 | 5,046 | 232,394 | 278,109 | 11,737 | 41,009 | 36,309 | 1,840 |
| 21 (09FY) | 26,942 | 28,866 | 5,539 | 190,187 | 230,316 | 11,244 | 56,619 | 53,893 | 1,815 |
| 平成21年 4～6月 (Q2) | 6,329 | 6,589 | 5,200 | 47,887 | 56,254 | 11,412 | 14,097 | 14,666 | 1,988 |
| 7～9 (Q3) | 6,319 | 6,847 | 5,255 | 50,675 | 59,709 | 11,369 | 14,624 | 14,251 | 1,032 |
| 10～12 (Q4) | 7,297 | 7,815 | 5,452 | 47,544 | 58,219 | 11,423 | 13,839 | 12,633 | 1,465 |
| 22 1～3 (Q1) | 6,997 | 7,615 | 5,539 | 44,081 | 56,134 | 11,244 | 14,059 | 12,343 | 1,815 |
| 4～6 (Q2) | 6,368 | 6,360 | 5,500 | 40,312 | 51,088 | 12,340 | 11,039 | 9,919 | 1,093 |
| 平成21年 6月 (Jun) | 2,065 | 2,100 | 5,200 | 16,288 | 19,887 | 11,412 | 6,211 | 5,765 | 1,988 |
| 7月 (Jul) | 2,236 | 2,318 | 5,235 | 17,394 | 20,400 | 11,702 | 4,497 | 3,756 | 2,240 |
| 8月 (Aug) | 1,955 | 2,236 | 5,251 | 14,227 | 18,006 | 10,564 | 4,200 | 3,985 | 1,963 |
| 9月 (Sep) | 2,128 | 2,293 | 5,255 | 19,054 | 21,303 | 11,369 | 5,927 | 6,510 | 1,032 |
| 10月 (Oct) | 2,567 | 2,762 | 5,263 | 17,583 | 20,720 | 11,024 | 3,928 | 3,601 | 1,017 |
| 11月 (Nov) | 2,466 | 2,665 | 5,331 | 16,013 | 19,709 | 10,773 | 4,720 | 4,584 | 952 |
| 12月 (Dec) | 2,264 | 2,388 | 5,452 | 13,948 | 17,790 | 11,423 | 5,191 | 4,448 | 1,465 |
| 22 1月 (Jan) | 2,232 | 2,587 | 5,282 | 12,993 | 17,487 | 10,685 | 3,168 | 3,346 | 982 |
| 2月 (Feb) | 2,390 | 2,507 | 5,348 | 14,424 | 18,242 | 10,802 | 5,325 | 5,120 | 1,320 |
| 3月 (Mar) | 2,375 | 2,521 | 5,539 | 16,664 | 20,405 | 11,244 | 5,566 | 3,877 | 1,815 |
| 4月 (Apr) | 2,297 | 2,158 | 5,622 | 14,290 | 17,393 | 11,748 | 3,875 | 3,215 | 1,715 |
| 5月 (May) | 1,992 | 2,143 | 5,494 | 11,882 | 15,815 | 11,799 | 3,435 | 3,382 | 1,278 |
| 6月 (Jun) | 2,079 | 2,059 | 5,500 | 14,140 | 17,880 | 12,340 | 3,729 | 3,322 | 1,093 |
| 7月 (Jul) | 2,013 | 2,153 | 5,489 | 14,527 | 18,740 | 12,694 | 3,405 | 3,315 | 1,196 |
| 8月 (Aug) | 1,842 | 2,185 | 5,327 | 12,731 | 18,300 | 11,789 | 2,946 | 2,277 | 1,020 |
| 前年同月比 Ratio to SM | ▲ 5.8 | ▲ 2.3 | 1.4 | ▲ 10.5 | 1.6 | 11.6 | ▲ 29.9 | ▲ 42.9 | ▲ 48.0 |

非鉄金属製品（つづき）
Non-ferrous metal products

4. 光ファイバ製品
Optical fiber products

| 年　月 Year and Month | | 高純度多結晶シリコン(t) High-purity-polycrystal silicon (t) | シリコンウェハ Silicon wafers | | 光ファイバ製品 (kmｺｱ) Optical fiber products(Km core) | | | | | |
|---|---|---|---|---|---|---|---|---|---|---|
| | | | | | 通信用ケーブル Telecommunications cables | | | 心線 Oprticai fiber core wires | | |
| | | 生産 Production | 生産 Production ($m^2$) | 生産 Production ($10^3$sq.in.) | 生産 Production | 販売 Sales | 在庫 Inventory | 生産 Production | 販売 Sales | 在庫 Inventory |
| 平成19年 | (2007) | 7,364 | 3,113,118 | 4,827,278 | 13,002,130 | 12,774,842 | 388,278 | 16,846,525 | 16,746,907 | 315,739 |
| 20 | (2008) | 7,471 | 2,990,296 | 4,636,837 | 13,123,632 | 12,974,188 | 376,562 | 21,236,914 | 21,236,117 | 280,132 |
| 21 | (2009) | 8,633 | 2,174,868 | 3,372,411 | 10,221,551 | 10,112,664 | 362,584 | 24,194,319 | 24,187,834 | 225,002 |
| 平成20年度 | (08FY) | 7,079 | 2,477,660 | 3,841,931 | 11,163,228 | 10,910,527 | 450,972 | 20,164,254 | 20,205,834 | 262,391 |
| 21 | (09FY) | 9,478 | 2,614,109 | 4,053,518 | 10,292,530 | 10,162,451 | 465,585 | 26,165,319 | 26,189,108 | 201,769 |
| 平成21年 | 4～6月 (Q2) | 2,294 | 556,565 | 863,017 | 2,503,544 | 2,509,048 | 417,128 | 6,607,962 | 6,590,175 | 275,364 |
| | 7～9 (Q3) | 2,080 | 641,517 | 994,763 | 2,739,830 | 2,741,433 | 373,913 | 6,425,393 | 6,492,654 | 203,153 |
| | 10～12 (Q4) | 2,528 | 683,373 | 1,059,656 | 2,586,220 | 2,573,087 | 362,584 | 6,831,281 | 6,789,803 | 225,002 |
| 22 | 1～3 (Q1) | 2,576 | 732,654 | 1,136,082 | 2,462,936 | 2,338,883 | 465,585 | 6,300,683 | 6,316,476 | 201,769 |
| | 4～6 (Q2) | x | 777,130 | 1,205,046 | 2,306,101 | 2,369,600 | 388,526 | 6,751,754 | 6,727,134 | 214,945 |
| 平成21年 | 6月 (Jun) | 881 | 208,640 | 323,520 | 823,934 | 817,886 | 417,128 | 2,456,279 | 2,450,685 | 275,364 |
| | 7月 (Jul) | 545 | 211,575 | 328,076 | 860,339 | 827,047 | 442,073 | 2,249,001 | 2,275,466 | 248,328 |
| | 8月 (Aug) | 717 | 210,254 | 326,030 | 839,201 | 889,530 | 378,997 | 2,012,993 | 2,033,032 | 227,445 |
| | 9月 (Sep) | 818 | 219,688 | 340,657 | 1,040,290 | 1,024,856 | 373,913 | 2,163,399 | 2,184,156 | 203,153 |
| | 10月 (Oct) | 652 | 226,972 | 351,947 | 826,859 | 817,521 | 373,334 | 2,528,125 | 2,510,532 | 221,880 |
| | 11月 (Nov) | 890 | 223,237 | 346,158 | 916,766 | 931,953 | 350,126 | 2,304,817 | 2,306,625 | 220,070 |
| | 12月 (Dec) | 986 | 233,164 | 361,551 | 842,595 | 823,613 | 362,584 | 1,998,339 | 1,972,646 | 225,002 |
| 22 | 1月 (Jan) | 970 | 238,507 | 369,842 | 779,968 | 790,088 | 345,909 | 1,887,521 | 1,872,312 | 237,195 |
| | 2月 (Feb) | 834 | 232,784 | 360,962 | 750,806 | 709,890 | 380,070 | 1,987,976 | 1,981,051 | 242,060 |
| | 3月 (Mar) | 772 | 261,363 | 405,278 | 932,162 | 838,905 | 465,585 | 2,425,186 | 2,463,113 | 201,769 |
| | 4月 (Apr) | 659 | 250,284 | 388,100 | 865,273 | 841,505 | 482,557 | 2,429,024 | 2,405,662 | 221,516 |
| | 5月 (May) | 559 | 259,689 | 402,687 | 664,501 | 682,918 | 455,913 | 2,150,766 | 2,142,084 | 227,467 |
| | 6月 (Jun) | x | 267,157 | 414,259 | 776,327 | 845,177 | 388,526 | 2,171,964 | 2,179,388 | 214,945 |
| | 7月 (Jul) | x | 272,660 | 422,790 | 1,022,042 | 991,834 | 411,745 | 1,907,153 | 1,873,900 | 244,137 |
| | 8月 (Aug) | 413 | 279,658 | 433,646 | 868,295 | 868,528 | 404,118 | 1,803,847 | 1,800,153 | 243,274 |
| 前年同月比 Ratio to SM | | ▲ 42.4 | 33.0 | 33.0 | 3.5 | ▲ 2.4 | 6.6 | ▲ 10.4 | ▲ 11.5 | 7.0 |

5. 軽金属板製品
Light metal plate products

| 年　月 Year and Month | | 軽金属板製品(t) Light metal plate products(t) | | | | | | | | |
|---|---|---|---|---|---|---|---|---|---|---|
| | | 日用品 Daily necessities | | | 産業用ｱﾙﾐﾆｳﾑ製品 Industrial aluminum | | | 飲料用アルミニウム缶 Aluminum cans for beverages | | |
| | | 生産 Production | 販売 Sales | 在庫 Inventory | 生産 Production | 販売 Sales | 在庫 Inventory | 生産 Production | 販売 Sales | 在庫 Inventory |
| 平成19年 | (2007) | 1,899 | 2,076 | 1,339 | 16,929 | 16,240 | 432 | 336,294 | 337,290 | 21,184 |
| 20 | (2008) | 1,738 | 1,921 | 1,367 | 16,960 | 16,864 | 345 | 340,328 | 322,536 | 25,381 |
| 21 | (2009) | 1,168 | 1,457 | 807 | 10,903 | 10,696 | 396 | 336,849 | 316,657 | 27,250 |
| 平成20年度 | (08FY) | 1,646 | 1,842 | 1,126 | 14,966 | 14,960 | 328 | 339,542 | 324,072 | 28,417 |
| 21 | (09FY) | 1,140 | 1,436 | 716 | 14,902 | 14,664 | 419 | 338,099 | 316,965 | 32,561 |
| 平成21年 | 4～6月 (Q2) | 283 | 312 | 1,024 | 2,299 | 2,240 | 353 | 102,104 | 90,184 | 35,178 |
| | 7～9 (Q3) | 271 | 338 | 902 | 2,863 | 2,839 | 343 | 86,366 | 84,771 | 31,151 |
| | 10～12 (Q4) | 300 | 406 | 807 | 3,011 | 2,914 | 396 | 74,374 | 74,302 | 27,250 |
| 22 | 1～3 (Q1) | 286 | 379 | 716 | 6,729 | 6,671 | 419 | 75,255 | 67,708 | 32,561 |
| | 4～6 (Q2) | 314 | 356 | 676 | 6,822 | 6,732 | 441 | 93,873 | 87,825 | 34,543 |
| 平成21年 | 6月 (Jun) | 94 | 99 | 1,024 | 893 | 821 | 353 | 33,933 | 31,943 | 35,178 |
| | 7月 (Jul) | 100 | 105 | 1,013 | 978 | 972 | 348 | 33,819 | 33,055 | 33,884 |
| | 8月 (Aug) | 88 | 109 | 986 | 873 | 893 | 319 | 27,324 | 26,132 | 33,119 |
| | 9月 (Sep) | 82 | 124 | 902 | 1,012 | 974 | 343 | 25,223 | 25,585 | 31,151 |
| | 10月 (Oct) | 98 | 121 | 884 | 990 | 982 | 335 | 25,867 | 24,056 | 31,422 |
| | 11月 (Nov) | 116 | 136 | 869 | 1,027 | 961 | 387 | 24,732 | 24,075 | 30,522 |
| | 12月 (Dec) | 86 | 150 | 807 | 995 | 972 | 396 | 23,775 | 26,171 | 27,250 |
| 22 | 1月 (Jan) | 78 | 113 | 775 | 2,003 | 2,035 | 376 | 21,090 | 17,936 | 29,795 |
| | 2月 (Feb) | 102 | 115 | 761 | 2,125 | 2,108 | 370 | 24,184 | 21,542 | 31,509 |
| | 3月 (Mar) | 106 | 151 | 716 | 2,601 | 2,528 | 419 | 29,981 | 28,230 | 32,561 |
| | 4月 (Apr) | 110 | 141 | 684 | 2,442 | 2,392 | 433 | 32,309 | 30,682 | 32,583 |
| | 5月 (May) | 98 | 109 | 676 | 2,054 | 2,069 | 395 | 30,816 | 25,295 | 37,129 |
| | 6月 (Jun) | 107 | 105 | 676 | 2,326 | 2,271 | 441 | 30,748 | 31,848 | 34,543 |
| | 7月 (Jul) | 94 | 99 | 673 | 2,412 | 2,441 | 404 | 32,358 | 35,007 | 31,064 |
| | 8月 (Aug) | 93 | 102 | 666 | 1,952 | 1,901 | 443 | 30,745 | 30,648 | 29,678 |
| 前年同月比 Ratio to SM | | 5.7 | ▲ 6.4 | ▲ 32.5 | ＊11.0 | ＊3.7 | ＊30.9 | 12.5 | 17.3 | ▲ 10.4 |

# 〈金属製品編〉
# Fabricated metals

| 年　月 Year and Month | 1.鉄構物及び架線金物 Steel structures and transmission line hardware | | | | | | | |
|---|---|---|---|---|---|---|---|---|
| | 鉄骨 Structural steel frames | | 軽量鉄骨 Light structural steel frames | | 橋りょう Steel bridges | | 鉄塔 Steel towers | |
| | 生産 Production | | 生産 Production | | 生産 Production | | 生産 Production | |
| | 重量(t) Weight | 金額(百万円) (million yen) | 重量(t) Weight | 金額(百万円) (million yen) | 重量(t) Weight | 金額(百万円) (million yen) | 重量(t) Weight | 金額(百万円) (million yen) |
| 平成19年 (2007) | 1,402,761 | 232,584 | 233,502 | 47,983 | 406,496 | 188,454 | 105,283 | 32,739 |
| 20 (2008) | 1,535,658 | 279,709 | 225,595 | 50,459 | 452,074 | 223,738 | 97,081 | 30,702 |
| 21 (2009) | 1,222,174 | 237,533 | 176,291 | 41,715 | 452,251 | 245,209 | 69,808 | 24,605 |
| 平成20年度 (08FY) | 1,479,800 | 279,864 | 215,863 | 48,833 | 443,962 | 220,977 | 89,333 | 29,005 |
| 21 (09FY) | 1,151,554 | 219,988 | 176,053 | 42,369 | 430,672 | 250,815 | 66,388 | 23,804 |
| 平成21年 4～6月 (Q2) | 313,312 | 58,652 | 41,482 | 9,732 | 90,696 | 48,035 | 18,138 | 6,559 |
| 7～9 (Q3) | 297,221 | 58,625 | 43,223 | 10,406 | 107,673 | 57,421 | 15,509 | 5,420 |
| 10～12 (Q4) | 274,367 | 52,947 | 52,694 | 12,458 | 112,963 | 66,700 | 17,167 | 6,003 |
| 22 1～3 (Q1) | 266,654 | 49,764 | 38,654 | 9,773 | 119,340 | 78,659 | 15,574 | 5,822 |
| 4～6 (Q2) | 276,050 | 49,467 | 42,723 | 10,463 | 74,449 | 49,475 | 16,170 | 5,690 |
| 平成21年 6月 (Jun) | 103,460 | 19,807 | 13,482 | 3,201 | 34,938 | 17,094 | 5,507 | 1,955 |
| 7 (Jul) | 102,612 | 19,618 | 15,266 | 3,627 | 40,461 | 22,501 | 5,711 | 1,933 |
| 8 (Aug) | 96,127 | 19,236 | 12,914 | 3,127 | 27,591 | 14,102 | 4,444 | 1,652 |
| 9 (Sep) | 98,482 | 19,771 | 15,043 | 3,652 | 39,621 | 20,818 | 5,354 | 1,835 |
| 10 (Oct) | 100,142 | 19,803 | 18,308 | 4,421 | 33,837 | 19,566 | 6,240 | 2,199 |
| 11 (Nov) | 91,281 | 16,821 | 19,414 | 4,456 | 36,883 | 23,203 | 5,359 | 1,807 |
| 12 (Dec) | 82,944 | 16,323 | 14,972 | 3,581 | 42,243 | 23,931 | 5,568 | 1,997 |
| 22 1 (Jan) | 80,373 | 14,892 | 12,953 | 3,290 | 28,940 | 19,624 | 5,048 | 1,792 |
| 2 (Feb) | 97,314 | 18,290 | 12,332 | 3,141 | 32,360 | 20,336 | 5,061 | 1,805 |
| 3 (Mar) | 88,967 | 16,582 | 13,369 | 3,342 | 58,040 | 38,699 | 5,465 | 2,225 |
| 4 (Apr) | 86,245 | 15,978 | 14,490 | 3,643 | 22,173 | 13,489 | 6,183 | 2,218 |
| 5 (May) | 90,819 | 16,163 | 13,919 | 3,311 | 26,596 | 15,832 | 4,772 | 1,615 |
| 6 (Jun) | 98,986 | 17,326 | 14,314 | 3,509 | 25,680 | 20,154 | 5,215 | 1,857 |
| 7 (Jul) | 97,454 | 17,228 | 14,362 | 3,583 | 21,937 | 12,831 | 4,735 | 1,781 |
| 8 (Aug) | 95,308 | 16,800 | 13,060 | 3,202 | 22,022 | 13,357 | 4,454 | 1,457 |
| 前年同月比 Ratio to SM | ＊ ▲0.6 | ▲ 12.7 | ＊ ▲0.6 | ＊ ▲3.0 | ▲ 20.2 | ▲ 5.3 | 0.2 | ▲ 11.8 |

| 年　月 Year and Month | 1.鉄構物及び架線金物 Steel structures and transmission line hardware | | 2.ばね Springs | | | |
|---|---|---|---|---|---|---|
| | 架線金物 Transmission line hardware | | かさね板ばね Leaf springs | | | |
| | 生産 Production | | 生産 Production | | 販売 Sales | 在庫 Inventory |
| | 数量(千個) Quantity($10^3$n) | 金額(百万円) (million yen) | 重量(t) Weight | 金額(百万円) (million yen) | 重量(t) Weight | 重量(t) Weight |
| 平成19年 (2007) | 270,563 | 56,343 | 128,637 | 31,180 | 127,070 | 11,532 |
| 20 (2008) | 248,652 | 56,416 | 129,985 | 33,973 | 129,547 | 12,037 |
| 21 (2009) | 204,609 | 53,640 | 52,825 | 16,846 | 67,484 | 8,705 |
| 平成20年度 (08FY) | 236,590 | 55,901 | 106,831 | 29,113 | 110,886 | 10,532 |
| 21 (09FY) | 204,733 | 53,207 | 57,365 | 18,414 | 73,008 | 8,177 |
| 平成21年 4～6月 (Q2) | 50,257 | 13,162 | 10,642 | 3,500 | 13,688 | 10,115 |
| 7～9 (Q3) | 50,444 | 13,241 | 14,555 | 4,667 | 18,273 | 9,345 |
| 10～12 (Q4) | 52,305 | 13,794 | 16,119 | 5,032 | 20,407 | 8,705 |
| 22 1～3 (Q1) | 51,727 | 13,010 | 16,049 | 5,215 | 20,640 | 8,177 |
| 4～6 (Q2) | 47,276 | 12,223 | 17,755 | 5,537 | 21,896 | 8,527 |
| 平成21年 6月 (Jun) | 17,490 | 4,545 | 4,084 | 1,347 | 5,196 | 10,115 |
| 7 (Jul) | 17,933 | 4,727 | 4,844 | 1,563 | 6,078 | 9,893 |
| 8 (Aug) | 14,288 | 3,762 | 4,621 | 1,447 | 5,789 | 9,660 |
| 9 (Sep) | 18,223 | 4,752 | 5,089 | 1,657 | 6,406 | 9,345 |
| 10 (Oct) | 19,340 | 5,052 | 5,226 | 1,647 | 6,955 | 8,823 |
| 11 (Nov) | 17,980 | 4,671 | 5,435 | 1,725 | 6,909 | 8,740 |
| 12 (Dec) | 14,985 | 4,071 | 5,457 | 1,661 | 6,543 | 8,705 |
| 22 1 (Jan) | 16,818 | 4,198 | 5,116 | 1,619 | 6,542 | 8,350 |
| 2 (Feb) | 17,287 | 4,331 | 5,400 | 1,760 | 6,854 | 8,052 |
| 3 (Mar) | 17,622 | 4,481 | 5,533 | 1,837 | 7,244 | 8,177 |
| 4 (Apr) | 16,098 | 4,080 | 5,960 | 1,858 | 7,295 | 8,054 |
| 5 (May) | 15,169 | 3,947 | 5,594 | 1,770 | 6,711 | 8,434 |
| 6 (Jun) | 16,009 | 4,196 | 6,201 | 1,910 | 7,889 | 8,527 |
| 7 (Jul) | 15,686 | 4,272 | 6,959 | 1,976 | 8,757 | 8,529 |
| 8 (Aug) | 14,894 | 3,994 | 6,277 | 1,803 | 7,824 | 9,009 |
| 前年同月比 Ratio to SM | ＊ 4.3 | 6.2 | 35.8 | 24.6 | 35.2 | ▲ 6.7 |

| 年　月 Year and Month | 2.ばね Springs | | | | | | | |
|---|---|---|---|---|---|---|---|---|
| | 線ばね Wire springs | | | | うす板ばね Flat springs | | | |
| | 生産 Production | | 販売 Sales | 在庫 Inventory | 生産 Production | | 販売 Sales | 在庫 Inventory |
| | 重量(t) Weight | 金額(百万円) (million yen) | 重量(t) Weight | 重量(t) Weight | 重量(t) Weight | 金額(百万円) (million yen) | 重量(t) Weight | 重量(t) Weight |
| 平成19年 (2007) | 107,705 | 120,922 | 111,922 | 3,047 | 96,148 | 158,588 | 102,799 | 3,377 |
| 20 (2008) | 103,200 | 120,749 | 107,031 | 3,095 | 91,782 | 145,789 | 97,648 | 2,762 |
| 21 (2009) | 75,891 | 86,325 | 80,190 | 2,725 | 67,715 | 107,401 | 72,825 | 1,894 |
| 平成20年度 (08FY) | 89,834 | 105,540 | 93,636 | 2,607 | 78,551 | 124,440 | 84,168 | 2,165 |
| 21 (09FY) | 86,792 | 97,400 | 91,099 | 2,900 | 77,811 | 122,339 | 82,744 | 2,006 |
| 平成21年 4～6月 (Q2) | 17,064 | 19,418 | 17,945 | 2,687 | 15,246 | 24,655 | 16,442 | 1,979 |
| 7～9 (Q3) | 21,055 | 23,599 | 22,235 | 2,701 | 19,507 | 31,040 | 20,803 | 2,078 |
| 10～12 (Q4) | 23,730 | 26,719 | 24,829 | 2,725 | 21,533 | 33,454 | 22,908 | 1,894 |
| 22 1～3 (Q1) | 24,942 | 27,663 | 26,090 | 2,900 | 21,525 | 33,190 | 22,591 | 2,006 |
| 4～6 (Q2) | 23,462 | 26,573 | 24,586 | 2,880 | 20,883 | 32,880 | 22,194 | 1,893 |
| 平成21年 6月 (Jun) | 6,651 | 7,544 | 6,951 | 2,687 | 5,791 | 9,447 | 6,284 | 1,979 |
| 7 (Jul) | 7,329 | 8,048 | 7,729 | 2,727 | 6,596 | 10,489 | 7,055 | 1,905 |
| 8 (Aug) | 5,881 | 6,787 | 6,236 | 2,652 | 5,686 | 9,198 | 6,042 | 1,894 |
| 9 (Sep) | 7,846 | 8,764 | 8,271 | 2,701 | 7,225 | 11,354 | 7,707 | 2,078 |
| 10 (Oct) | 7,996 | 8,899 | 8,372 | 2,737 | 7,231 | 11,215 | 7,763 | 1,980 |
| 11 (Nov) | 8,192 | 9,194 | 8,536 | 2,758 | 7,342 | 11,497 | 7,709 | 1,971 |
| 12 (Dec) | 7,542 | 8,627 | 7,920 | 2,725 | 6,961 | 10,742 | 7,437 | 1,894 |
| 22 1 (Jan) | 7,697 | 8,338 | 8,053 | 2,759 | 6,776 | 10,503 | 6,941 | 1,940 |
| 2 (Feb) | 8,396 | 9,229 | 8,735 | 2,844 | 7,216 | 11,043 | 7,557 | 2,018 |
| 3 (Mar) | 8,849 | 10,096 | 9,302 | 2,900 | 7,532 | 11,644 | 8,093 | 2,006 |
| 4 (Apr) | 7,471 | 8,463 | 7,949 | 2,822 | 7,167 | 11,018 | 7,676 | 1,866 |
| 5 (May) | 7,304 | 8,419 | 7,576 | 2,824 | 6,450 | 10,493 | 6,727 | 1,879 |
| 6 (Jun) | 8,688 | 9,691 | 9,061 | 2,880 | 7,266 | 11,369 | 7,791 | 1,893 |
| 7 (Jul) | 8,569 | 9,662 | 8,987 | 2,859 | 7,640 | 11,774 | 8,131 | 1,911 |
| 8 (Aug) | 7,221 | 8,288 | 7,515 | 2,843 | 6,511 | 9,744 | 6,714 | 1,880 |
| 前年同月比 Ratio to SM | ＊ 21.0 | 22.1 | ＊ 19.3 | ＊ 5.8 | 14.5 | 5.9 | 11.1 | ▲ 0.7 |

| 年　月 Year and Month | 3.弁及び管継手 Valves and pipe fittings | | | | | |
|---|---|---|---|---|---|---|
| | 一般用バルブ及びコック General valves and cocks | | | 自動調整弁 Control valves | | |
| | 生産 Production | | | 生産 Production | | |
| | 数量(千個) Quantity($10^3$n) | 重量(t) Weight | 金額(百万円) (million yen) | 数量(千個) Quantity($10^3$n) | 重量(t) Weight | 金額(百万円) (million yen) |
| 平成19年 (2007) | 26,145 | 89,406 | 190,994 | 35,142 | 59,883 | 148,721 |
| 20 (2008) | 24,509 | 86,269 | 172,467 | 33,090 | 58,118 | 138,343 |
| 21 (2009) | 19,198 | 78,135 | 149,450 | 26,321 | 46,498 | 107,291 |
| 平成20年度 (08FY) | 22,956 | 84,132 | 166,675 | 29,614 | 54,281 | 129,354 |
| 21 (09FY) | 19,662 | 76,477 | 150,525 | 28,854 | 47,652 | 108,491 |
| 平成21年 4～6月 (Q2) | 4,881 | 17,271 | 33,553 | 6,642 | 11,734 | 25,463 |
| 7～9 (Q3) | 4,407 | 18,701 | 35,340 | 7,011 | 11,792 | 26,850 |
| 10～12 (Q4) | 5,172 | 20,647 | 39,538 | 7,334 | 11,883 | 27,451 |
| 22 1～3 (Q1) | 5,202 | 19,858 | 42,094 | 7,868 | 12,243 | 28,726 |
| 4～6 (Q2) | 5,330 | 16,960 | 37,573 | 8,307 | 12,897 | 30,013 |
| 平成21年 6月 (Jun) | 1,773 | 6,121 | 11,726 | 2,533 | 4,097 | 8,826 |
| 7 (Jul) | 1,530 | 6,324 | 11,939 | 2,573 | 4,217 | 9,425 |
| 8 (Aug) | 1,375 | 5,787 | 10,849 | 2,030 | 3,528 | 8,361 |
| 9 (Sep) | 1,502 | 6,590 | 12,552 | 2,407 | 4,046 | 9,064 |
| 10 (Oct) | 1,725 | 7,102 | 13,402 | 2,596 | 4,094 | 8,826 |
| 11 (Nov) | 1,712 | 6,845 | 13,061 | 2,394 | 3,969 | 9,226 |
| 12 (Dec) | 1,735 | 6,699 | 13,075 | 2,344 | 3,820 | 9,399 |
| 22 1 (Jan) | 1,639 | 6,395 | 13,260 | 2,364 | 3,767 | 8,983 |
| 2 (Feb) | 1,721 | 6,847 | 14,211 | 2,611 | 3,947 | 9,205 |
| 3 (Mar) | 1,843 | 6,616 | 14,623 | 2,893 | 4,530 | 10,539 |
| 4 (Apr) | 1,751 | 5,309 | 11,913 | 2,784 | 4,354 | 10,043 |
| 5 (May) | 1,687 | 5,142 | 11,541 | 2,609 | 4,024 | 9,498 |
| 6 (Jun) | 1,892 | 6,509 | 14,118 | 2,914 | 4,519 | 10,473 |
| 7 (Jul) | 1,924 | 5,947 | 13,432 | 2,447 | 4,022 | 9,874 |
| 8 (Aug) | 1,821 | 5,937 | 12,779 | 2,292 | 3,909 | 9,706 |
| 前年同月比 Ratio to SM | 32.4 | ＊ 2.2 | 17.8 | 12.9 | ＊ 10.9 | 16.1 |

| 年　月 Year and Month | 3.弁及び管継手 Valves and pipe fittings | | | | | |
|---|---|---|---|---|---|---|
| | 給水栓 Faucets | | | 管継手(可鍛鋳鉄製) Pipe fittings( Made of iron castings) | | |
| | 生産 Production | | | 生産 Production | | |
| | 数量(千個) Quantity($10^3$n) | 重量(t) Weight | 金額(百万円) (million yen) | 数量(千個) Quantity($10^3$n) | 重量(t) Weight | 金額(百万円) (million yen) |
| 平成19年 (2007) | 35,074 | 21,248 | 92,581 | 169,598 | 46,881 | 30,647 |
| 20 (2008) | 28,519 | 16,395 | 94,103 | 156,843 | 42,304 | 28,520 |
| 21 (2009) | 25,874 | 14,366 | 89,880 | 118,591 | 31,956 | 21,776 |
| 平成20年度 (08FY) | 27,328 | 15,562 | 93,585 | 147,457 | 39,568 | 26,931 |
| 21 (09FY) | 26,002 | 14,532 | 90,972 | 118,768 | 32,210 | 21,938 |
| 平成21年 4～6月 (Q2) | 6,333 | 3,479 | 21,394 | 27,713 | 7,361 | 4,982 |
| 7～9 (Q3) | 6,455 | 3,609 | 22,410 | 27,355 | 7,418 | 5,087 |
| 10～12 (Q4) | 6,532 | 3,706 | 23,551 | 31,796 | 8,805 | 6,025 |
| 22 1～3 (Q1) | 6,682 | 3,738 | 23,617 | 31,904 | 8,626 | 5,845 |
| 4～6 (Q2) | 6,424 | 3,651 | 23,133 | 32,038 | 8,522 | 5,594 |
| 平成21年 6月 (Jun) | 2,224 | 1,242 | 7,632 | 8,885 | 2,348 | 1,590 |
| 7 (Jul) | 2,229 | 1,233 | 7,779 | 8,478 | 2,250 | 1,545 |
| 8 (Aug) | 2,090 | 1,158 | 7,051 | 8,527 | 2,343 | 1,584 |
| 9 (Sep) | 2,136 | 1,219 | 7,581 | 10,350 | 2,824 | 1,957 |
| 10 (Oct) | 2,175 | 1,265 | 7,874 | 10,725 | 2,978 | 2,045 |
| 11 (Nov) | 2,161 | 1,213 | 7,908 | 10,222 | 2,874 | 1,984 |
| 12 (Dec) | 2,197 | 1,228 | 7,769 | 10,849 | 2,953 | 1,997 |
| 22 1 (Jan) | 2,121 | 1,175 | 7,526 | 10,595 | 2,814 | 1,935 |
| 2 (Feb) | 2,234 | 1,243 | 7,866 | 10,438 | 2,856 | 1,919 |
| 3 (Mar) | 2,328 | 1,319 | 8,224 | 10,871 | 2,957 | 1,990 |
| 4 (Apr) | 2,142 | 1,226 | 7,594 | 11,384 | 3,076 | 2,034 |
| 5 (May) | 1,990 | 1,119 | 7,171 | 10,406 | 2,786 | 1,826 |
| 6 (Jun) | 2,291 | 1,307 | 8,368 | 10,248 | 2,659 | 1,734 |
| 7 (Jul) | 2,017 | 1,181 | 6,885 | 10,440 | 2,757 | 1,818 |
| 8 (Aug) | 2,095 | 1,385 | 6,439 | 10,624 | 2,814 | 1,856 |
| 前年同月比 Ratio to SM | 0.2 | 19.6 | ▲ 8.7 | 24.6 | 20.1 | 17.2 |

| 年　月 Year and Month | 3.弁及び管継手 Valves and pipe fittings | | | 4.空気動工具、作業工具及び機械刃物 Pneumatic tools, machinist hand tools and knives for industry | | | |
|---|---|---|---|---|---|---|---|
| | 管継手(鋼管製) Pipe fittings( Made of steel pipes and tubes) | | | 空気動工具 Pneumatic tools | | | |
| | 生産 Production | | | 生産 Production | | 販売 Sales | 在庫 Inventory |
| | 数量(千個) Quantity($10^3$n) | 重量(t) Weight | 金額(百万円) (million yen) | 数量(台) Quantity | 金額(百万円) (million yen) | 数量(台) Quantity | 数量(台) Quantity |
| 平成19年 (2007) | 113,723 | 83,081 | 56,200 | 2,021,959 | 35,548 | 1,963,876 | 265,422 |
| 20 (2008) | 105,097 | 79,686 | 52,423 | 1,818,210 | 30,451 | 1,802,700 | 283,029 |
| 21 (2009) | 51,808 | 55,216 | 37,634 | 855,985 | 17,052 | 930,756 | 229,904 |
| 平成20年度 (08FY) | 91,917 | 77,541 | 50,456 | 1,581,667 | 27,796 | 1,575,188 | 267,473 |
| 21 (09FY) | 57,040 | 52,548 | 36,831 | 854,922 | 15,805 | 943,120 | 196,374 |
| 平成21年 4～6月 (Q2) | 12,302 | 13,992 | 8,682 | 191,835 | 4,222 | 215,078 | 242,824 |
| 7～9 (Q3) | 11,237 | 11,251 | 8,204 | 197,295 | 3,736 | 213,982 | 245,777 |
| 10～12 (Q4) | 14,808 | 12,604 | 9,520 | 216,890 | 3,638 | 232,837 | 229,904 |
| 22 1～3 (Q1) | 18,693 | 14,701 | 10,425 | 248,902 | 4,208 | 281,223 | 196,374 |
| 4～6 (Q2) | 18,313 | 14,877 | 9,964 | 317,866 | 5,423 | 309,812 | 198,459 |
| 平成21年 6月 (Jun) | 4,103 | 4,327 | 2,801 | 65,970 | 1,266 | 71,338 | 242,824 |
| 7 (Jul) | 3,788 | 4,016 | 2,722 | 67,018 | 1,162 | 70,446 | 258,810 |
| 8 (Aug) | 3,494 | 3,405 | 2,660 | 63,198 | 1,121 | 70,148 | 252,009 |
| 9 (Sep) | 3,955 | 3,830 | 2,822 | 67,079 | 1,453 | 73,388 | 245,777 |
| 10 (Oct) | 5,061 | 4,041 | 3,033 | 72,523 | 1,272 | 73,004 | 244,989 |
| 11 (Nov) | 4,812 | 4,184 | 3,020 | 74,621 | 1,299 | 87,836 | 230,959 |
| 12 (Dec) | 4,935 | 4,379 | 3,467 | 69,746 | 1,067 | 71,997 | 229,904 |
| 22 1 (Jan) | 6,152 | 4,555 | 3,479 | 73,325 | 1,214 | 86,288 | 216,859 |
| 2 (Feb) | 6,658 | 4,674 | 3,384 | 77,392 | 1,293 | 83,212 | 211,196 |
| 3 (Mar) | 5,883 | 5,472 | 3,562 | 98,185 | 1,701 | 111,723 | 196,374 |
| 4 (Apr) | 5,899 | 5,448 | 3,437 | 102,868 | 1,768 | 100,388 | 198,406 |
| 5 (May) | 5,687 | 4,586 | 3,095 | 99,018 | 1,699 | 91,096 | 200,722 |
| 6 (Jun) | 6,727 | 4,843 | 3,432 | 115,980 | 1,956 | 118,328 | 198,459 |
| 7 (Jul) | 6,356 | 5,050 | 3,627 | 107,857 | 1,792 | 109,693 | 196,382 |
| 8 (Aug) | 6,376 | 4,797 | 3,402 | 102,408 | 1,761 | 103,480 | 195,425 |
| 前年同月比 Ratio to SM | 82.5 | ＊40.7 | 27.9 | 62.0 | 57.1 | 47.5 | ▲ 22.5 |

| 年　月 Year and Month | 4.空気動工具、作業工具及び機械刃 Pneumatic tools, machinist hand tools and knives for industry | | | | | | | |
|---|---|---|---|---|---|---|---|---|
| | 作業工具 Machinist hand tools | | | | 機械刃物 Knives for industry | | | |
| | 生産 Production | | 販売 Sales | 在庫 Inventory | 生産 Production | | 販売 Sales | 在庫 Inventory |
| | 数量(千個) Quantity($10^3$n) | 金額(百万円) (million yen) | 数量(千個) Quantity($10^3$n) | 数量(千個) Quantity($10^3$n) | 重量(t) Weight | 金額(百万円) (million yen) | 重量(t) Weight | 重量(t) Weight |
| 平成19年 (2007) | 127,946 | 48,070 | 129,674 | 15,658 | 14,053 | 24,618 | 13,214 | 2,006 |
| 20 (2008) | 119,553 | 46,199 | 122,275 | 14,987 | 13,134 | 23,524 | 12,648 | 2,030 |
| 21 (2009) | 76,526 | 27,704 | 79,902 | 12,894 | 10,347 | 17,274 | 9,644 | 1,050 |
| 平成20年度 (08FY) | 106,537 | 41,832 | 108,054 | 14,314 | 12,438 | 22,108 | 11,843 | 1,214 |
| 21 (09FY) | 80,025 | 28,168 | 84,779 | 12,781 | 10,494 | 17,595 | 9,808 | 1,026 |
| 平成21年 4～6月 (Q2) | 17,086 | 6,353 | 18,593 | 13,631 | 2,537 | 3,948 | 2,425 | 1,038 |
| 7～9 (Q3) | 19,095 | 6,528 | 20,241 | 12,992 | 2,593 | 4,228 | 2,373 | 1,063 |
| 10～12 (Q4) | 21,227 | 7,507 | 21,915 | 12,894 | 2,491 | 4,450 | 2,316 | 1,050 |
| 22 1～3 (Q1) | 22,617 | 7,779 | 24,030 | 12,781 | 2,873 | 4,969 | 2,693 | 1,026 |
| 4～6 (Q2) | 24,927 | 8,884 | 26,081 | 12,343 | 2,980 | 5,113 | 2,705 | 1,041 |
| 平成21年 6月 (Jun) | 6,168 | 2,198 | 6,426 | 13,631 | 888 | 1,406 | 827 | 1,038 |
| 7 (Jul) | 6,325 | 2,112 | 6,737 | 13,444 | 892 | 1,416 | 832 | 1,004 |
| 8 (Aug) | 5,758 | 1,966 | 6,108 | 13,223 | 834 | 1,325 | 740 | 1,061 |
| 9 (Sep) | 7,011 | 2,451 | 7,396 | 12,992 | 867 | 1,487 | 801 | 1,063 |
| 10 (Oct) | 6,941 | 2,506 | 7,218 | 12,868 | 810 | 1,364 | 757 | 1,050 |
| 11 (Nov) | 7,190 | 2,502 | 7,345 | 12,891 | 826 | 1,513 | 770 | 1,062 |
| 12 (Dec) | 7,097 | 2,500 | 7,352 | 12,894 | 856 | 1,572 | 788 | 1,050 |
| 22 1 (Jan) | 6,633 | 2,261 | 7,090 | 12,786 | 835 | 1,459 | 786 | 1,033 |
| 2 (Feb) | 7,786 | 2,639 | 8,068 | 12,925 | 1,026 | 1,714 | 963 | 1,037 |
| 3 (Mar) | 8,199 | 2,880 | 8,871 | 12,781 | 1,011 | 1,795 | 944 | 1,026 |
| 4 (Apr) | 8,489 | 3,066 | 9,008 | 12,312 | 978 | 1,686 | 890 | 1,020 |
| 5 (May) | 7,698 | 2,842 | 8,118 | 12,401 | 914 | 1,551 | 841 | 1,019 |
| 6 (Jun) | 8,740 | 2,976 | 8,954 | 12,343 | 1,088 | 1,875 | 974 | 1,041 |
| 7 (Jul) | 8,768 | 3,203 | 9,135 | 12,010 | 1,039 | 1,891 | 977 | 996 |
| 8 (Aug) | 8,254 | 3,029 | 8,363 | 12,188 | 954 | 1,636 | 881 | 1,022 |
| 前年同月比 Ratio to SM | ＊ 42.8 | 54.1 | ＊ 33.7 | ＊ ▲8.0 | 14.4 | 23.5 | 19.1 | ▲ 3.7 |

| 年　月 Year and Month | 5.ガス機器及び石油機器 Gas and oil equipment for cooking, boiling and heating | | | | | | | |
|---|---|---|---|---|---|---|---|---|
| | ガスこんろ Gas cooking appliances | | | | ガス湯沸器 Gas-fired water heaters | | | |
| | 生産 Production | | 販売 Sales | 在庫 Inventory | 生産 Production | | 販売 Sales | 在庫 Inventory |
| | 数量(台) Quantity | 金額(百万円) (million yen) | 数量(台) Quantity | 数量(台) Quantity | 数量(台) Quantity | 金額(百万円) (million yen) | 数量(台) Quantity | 数量(台) Quantity |
| 平成19年 (2007) | 4,418,204 | 76,710 | 4,465,210 | 344,716 | 2,259,502 | 72,402 | 2,573,463 | 168,556 |
| 20 (2008) | 4,423,742 | 98,516 | 4,144,185 | 493,828 | 2,392,003 | 75,997 | 2,396,467 | 281,465 |
| 21 (2009) | 4,297,518 | 102,772 | 4,225,919 | 428,799 | 1,906,624 | 62,042 | 2,171,860 | 154,261 |
| 平成20年度 (08FY) | 4,287,672 | 102,380 | 3,949,584 | 505,088 | 2,277,052 | 72,252 | 2,306,877 | 236,330 |
| 21 (09FY) | 4,266,853 | 102,485 | 4,230,481 | 406,930 | 1,953,992 | 63,726 | 2,210,541 | 109,266 |
| 平成21年 4～6月 (Q2) | 999,110 | 23,030 | 918,982 | 549,536 | 458,494 | 14,782 | 443,357 | 286,725 |
| 7～9 (Q3) | 994,724 | 24,883 | 1,020,152 | 512,353 | 442,938 | 14,924 | 494,948 | 259,813 |
| 10～12 (Q4) | 1,247,707 | 31,459 | 1,291,875 | 428,799 | 511,898 | 16,515 | 650,887 | 154,261 |
| 22 1～3 (Q1) | 1,025,312 | 23,113 | 999,472 | 406,930 | 540,662 | 17,505 | 621,349 | 109,266 |
| 4～6 (Q2) | 1,001,882 | 23,989 | 909,237 | 473,033 | 501,541 | 16,346 | 480,195 | 162,514 |
| 平成21年 6月 (Jun) | 366,308 | 8,565 | 297,321 | 549,536 | 155,441 | 5,337 | 154,046 | 286,725 |
| 7 (Jul) | 356,805 | 8,577 | 347,961 | 542,954 | 162,484 | 5,460 | 157,047 | 300,185 |
| 8 (Aug) | 289,964 | 7,326 | 316,172 | 520,885 | 132,857 | 4,604 | 160,705 | 278,517 |
| 9 (Sep) | 347,955 | 8,980 | 356,019 | 512,353 | 147,597 | 4,860 | 177,196 | 259,813 |
| 10 (Oct) | 444,127 | 11,315 | 370,825 | 575,671 | 175,605 | 5,615 | 194,326 | 251,151 |
| 11 (Nov) | 416,129 | 10,683 | 405,641 | 571,603 | 169,897 | 5,367 | 212,256 | 221,293 |
| 12 (Dec) | 387,451 | 9,461 | 515,409 | 428,799 | 166,396 | 5,533 | 244,305 | 154,261 |
| 22 1 (Jan) | 308,224 | 6,925 | 257,498 | 469,754 | 173,661 | 5,098 | 213,164 | 127,461 |
| 2 (Feb) | 336,775 | 7,580 | 299,189 | 489,600 | 181,061 | 6,151 | 199,214 | 119,663 |
| 3 (Mar) | 380,313 | 8,608 | 442,785 | 406,930 | 185,940 | 6,256 | 208,971 | 109,266 |
| 4 (Apr) | 344,276 | 8,011 | 353,015 | 385,197 | 168,703 | 5,585 | 179,539 | 110,858 |
| 5 (May) | 303,033 | 7,391 | 258,630 | 429,997 | 154,923 | 5,039 | 146,368 | 126,166 |
| 6 (Jun) | 354,573 | 8,587 | 297,592 | 473,033 | 177,915 | 5,722 | 154,288 | 162,514 |
| 7 (Jul) | 341,887 | 8,538 | 343,172 | 464,205 | 170,024 | 5,720 | 163,333 | 178,095 |
| 8 (Aug) | 331,666 | 8,068 | 322,992 | 464,977 | 150,030 | 4,995 | 156,075 | 180,966 |
| 前年同月比 Ratio to SM | 14.4 | 10.1 | 2.2 | ▲ 10.7 | 12.9 | 8.5 | ▲ 2.9 | ▲ 35.0 |

| 年　月 Year and Month | 5.ガス機器及び石油機器 Gas and oil equipment for cooking, boiling and heating | | | | | | | |
|---|---|---|---|---|---|---|---|---|
| | ガス風呂がま(バーナー付の一体のものを含む) Gas bath boilers | | | | 石油ストーブ Oil-burning space heaters | | | |
| | 生産 Production | | 販売 Sales | 在庫 Inventory | 生産 Production | | 販売 Sales | 在庫 Inventory |
| | 数量(台) Quantity | 金額(百万円) (million yen) | 数量(台) Quantity | 数量(台) Quantity | 数量(台) Quantity | 金額(百万円) (million yen) | 数量(台) Quantity | 数量(台) Quantity |
| 平成19年 (2007) | 1,218,832 | 112,375 | 1,239,338 | 77,916 | 4,353,284 | 48,539 | 4,251,520 | 1,271,789 |
| 20 (2008) | 1,207,525 | 113,256 | 1,194,181 | 101,128 | 2,865,461 | 32,909 | 3,795,995 | 495,245 |
| 21 (2009) | 1,128,610 | 109,330 | 1,172,935 | 55,306 | 3,949,861 | 42,249 | 4,168,939 | 350,879 |
| 平成20年度 (08FY) | 1,196,702 | 113,072 | 1,194,470 | 68,697 | 2,781,331 | 32,181 | 3,885,810 | 707,320 |
| 21 (09FY) | 1,181,850 | 111,829 | 1,198,246 | 44,147 | 3,935,256 | 41,705 | 4,179,225 | 515,549 |
| 平成21年 4～6月 (Q2) | 256,875 | 24,512 | 247,995 | 75,676 | 719,792 | 6,488 | 68,712 | 1,359,030 |
| 7～9 (Q3) | 258,568 | 25,795 | 274,006 | 59,226 | 1,167,717 | 13,289 | 878,214 | 1,655,469 |
| 10～12 (Q4) | 315,190 | 30,799 | 317,865 | 55,306 | 1,553,440 | 17,436 | 2,868,534 | 350,879 |
| 22 1～3 (Q1) | 351,217 | 30,723 | 358,380 | 44,147 | 494,307 | 4,492 | 363,765 | 515,549 |
| 4～6 (Q2) | 278,271 | 26,954 | 269,352 | 52,550 | 844,441 | 8,756 | 79,253 | 1,276,606 |
| 平成21年 6月 (Jun) | 90,149 | 8,886 | 89,125 | 75,676 | 275,131 | 2,421 | 41,407 | 1,359,030 |
| 7 (Jul) | 91,050 | 8,995 | 94,042 | 72,600 | 332,671 | 3,645 | 147,290 | 1,544,475 |
| 8 (Aug) | 77,854 | 7,678 | 84,327 | 65,817 | 388,493 | 4,630 | 186,732 | 1,746,518 |
| 9 (Sep) | 89,664 | 9,122 | 95,637 | 59,226 | 446,553 | 5,014 | 544,192 | 1,655,469 |
| 10 (Oct) | 104,492 | 10,162 | 92,243 | 70,842 | 526,208 | 6,013 | 667,618 | 1,514,414 |
| 11 (Nov) | 102,651 | 10,028 | 108,767 | 64,558 | 535,407 | 6,248 | 1,145,209 | 905,944 |
| 12 (Dec) | 108,047 | 10,609 | 116,855 | 55,306 | 491,825 | 5,175 | 1,055,707 | 350,879 |
| 22 1 (Jan) | 115,568 | 7,727 | 119,745 | 50,653 | 136,866 | 1,313 | 205,906 | 294,471 |
| 2 (Feb) | 117,985 | 11,588 | 118,761 | 47,448 | 170,225 | 1,542 | 111,314 | 363,120 |
| 3 (Mar) | 117,664 | 11,408 | 119,874 | 44,147 | 187,216 | 1,637 | 46,545 | 515,549 |
| 4 (Apr) | 95,025 | 9,204 | 93,865 | 44,854 | 270,193 | 2,729 | 13,599 | 767,165 |
| 5 (May) | 84,120 | 8,243 | 82,182 | 46,935 | 262,329 | 2,635 | 11,524 | 1,018,723 |
| 6 (Jun) | 99,126 | 9,507 | 93,305 | 52,550 | 311,919 | 3,392 | 54,130 | 1,276,606 |
| 7 (Jul) | 98,106 | 9,379 | 95,568 | 54,345 | 348,606 | 3,759 | 140,890 | 1,485,050 |
| 8 (Aug) | 91,877 | 8,846 | 88,310 | 57,861 | 399,287 | 4,411 | 208,716 | 1,676,113 |
| 前年同月比 Ratio to SM | 18.0 | 15.2 | 4.7 | ▲ 12.1 | 2.8 | ▲ 4.7 | 11.8 | ▲ 4.0 |

| 年　月 Year and Month | 5.ガス機器及び石油機器 Gas and oil equipment for cooking, boiling and heating | | | | 6.粉末や金製品(超硬チップを除く) Sintered products(excluding cemented carbide tips) | | | |
|---|---|---|---|---|---|---|---|---|
| | 石油温水給湯暖房機 Oil-fired water heaters and space heaters | | | | 機械材料 Machine materials | | 磁性材料 Magnetic materials | |
| | 生産 Production | | 販売 Sales | 在庫 Inventory | 生産 Production | | 生産 Production | |
| | 数量(台) Quantity | 金額(百万円) (million yen) | 数量(台) Quantity | 数量(台) Quantity | 重量(t) Weight | 金額(百万円) (million yen) | 重量(t) Weight | 金額(百万円) (million yen) |
| 平成19年 (2007) | 381,540 | 32,596 | 384,525 | 35,132 | 119,415 | 156,906 | 54,231 | 143,332 |
| 20 (2008) | 325,237 | 27,747 | 333,553 | 28,315 | 112,412 | 152,717 | 51,946 | 141,177 |
| 21 (2009) | 327,118 | 28,091 | 343,665 | 17,024 | 75,047 | 103,248 | 33,082 | 84,818 |
| 平成20年度 (08FY) | 316,834 | 27,028 | 330,262 | 21,175 | 93,727 | 129,464 | 43,588 | 119,932 |
| 21 (09FY) | 342,305 | 29,492 | 351,322 | 22,641 | 88,522 | 119,123 | 39,110 | 100,170 |
| 平成21年 4～6月 (Q2) | 66,127 | 5,879 | 71,912 | 19,451 | 16,419 | 22,900 | 7,489 | 19,586 |
| 7～9 (Q3) | 77,793 | 6,683 | 78,485 | 20,343 | 21,524 | 29,729 | 9,644 | 23,689 |
| 10～12 (Q4) | 97,429 | 8,253 | 103,322 | 17,024 | 25,030 | 32,850 | 10,852 | 27,141 |
| 22 1～3 (Q1) | 100,956 | 8,677 | 97,603 | 22,641 | 25,549 | 33,644 | 11,125 | 29,754 |
| 4～6 (Q2) | 82,742 | 7,168 | 81,063 | 24,142 | 25,436 | 33,510 | 11,525 | 30,836 |
| 平成21年 6月 (Jun) | 21,705 | 1,981 | 24,380 | 19,451 | 6,312 | 8,963 | 2,925 | 7,395 |
| 7 (Jul) | 25,005 | 2,180 | 26,609 | 18,033 | 7,340 | 9,876 | 3,248 | 7,967 |
| 8 (Aug) | 25,659 | 2,159 | 24,460 | 19,828 | 6,049 | 8,970 | 2,916 | 7,304 |
| 9 (Sep) | 27,129 | 2,344 | 27,416 | 20,343 | 8,135 | 10,883 | 3,480 | 8,418 |
| 10 (Oct) | 30,991 | 2,635 | 30,551 | 20,853 | 8,467 | 11,089 | 3,697 | 9,096 |
| 11 (Nov) | 31,748 | 2,702 | 33,556 | 19,599 | 8,378 | 10,969 | 3,605 | 8,956 |
| 12 (Dec) | 34,690 | 2,916 | 39,215 | 17,024 | 8,185 | 10,792 | 3,551 | 9,089 |
| 22 1 (Jan) | 35,532 | 3,002 | 36,494 | 17,561 | 7,852 | 10,375 | 3,465 | 9,274 |
| 2 (Feb) | 32,701 | 2,803 | 30,404 | 20,347 | 8,507 | 11,146 | 3,617 | 9,705 |
| 3 (Mar) | 32,723 | 2,872 | 30,705 | 22,641 | 9,191 | 12,123 | 4,042 | 10,775 |
| 4 (Apr) | 28,667 | 2,486 | 29,115 | 21,435 | 8,455 | 11,192 | 3,895 | 10,343 |
| 5 (May) | 26,172 | 2,237 | 25,621 | 22,186 | 7,717 | 10,262 | 3,624 | 9,858 |
| 6 (Jun) | 27,903 | 2,445 | 26,327 | 24,142 | 9,264 | 12,056 | 4,005 | 10,635 |
| 7 (Jul) | 25,923 | 2,207 | 27,857 | 22,500 | 9,341 | 12,250 | 4,018 | 10,647 |
| 8 (Aug) | 25,284 | 2,163 | 25,041 | 25,712 | 7,424 | 9,977 | 3,743 | 9,833 |
| 前年同月比 Ratio to SM | ＊ ▲2.1 | ＊ ▲0.5 | ＊ 1.4 | ＊ 17.9 | 22.7 | 11.2 | ＊ 28.6 | 34.6 |

| 年　月 Year and Month | | 7.鍛工品 Forgings from billets and bars | | | | | |
|---|---|---|---|---|---|---|---|
| | | 計 Total | | 鉄系 Ferrous forgings | | アルミニウム系 Aluminum forgings | |
| | | 生産 Production | | 生産 Production | | 生産 Production | |
| | | 重量(t) Weight | 金額(百万円) (million yen) | 重量(t) Weight | 金額(百万円) (million yen) | 重量(t) Weight | 金額(百万円) (million yen) |
| 平成19年 | (2007) | 2,652,321 | 634,384 | 2,605,863 | 584,510 | 46,458 | 49,875 |
| 20 | (2008) | 2,569,755 | 652,873 | 2,523,875 | 602,788 | 45,880 | 50,085 |
| 21 | (2009) | 1,470,287 | 410,833 | 1,439,829 | 378,506 | 30,458 | 32,327 |
| 平成20年度 | (08FY) | 2,152,903 | 566,024 | 2,113,840 | 522,702 | 39,063 | 43,322 |
| 21 | (09FY) | 1,700,820 | 461,061 | 1,665,700 | 425,518 | 35,120 | 35,542 |
| 平成21年 | 4～6月 (Q2) | 317,900 | 90,750 | 311,065 | 83,152 | 6,835 | 7,598 |
| | 7～9 (Q3) | 395,306 | 110,109 | 386,545 | 101,130 | 8,761 | 8,979 |
| | 10～12 (Q4) | 482,028 | 127,235 | 472,650 | 117,957 | 9,378 | 9,278 |
| 22 | 1～3 (Q1) | 505,586 | 132,966 | 495,440 | 123,279 | 10,146 | 9,687 |
| | 4～6 (Q2) | 520,579 | 134,072 | 509,364 | 123,412 | 11,215 | 10,660 |
| 平成21年 | 6月 (Jun) | 122,374 | 34,087 | 119,735 | 31,251 | 2,639 | 2,836 |
| | 7 (Jul) | 130,765 | 37,231 | 127,867 | 34,265 | 2,898 | 2,967 |
| | 8 (Aug) | 114,600 | 31,927 | 111,834 | 29,038 | 2,766 | 2,888 |
| | 9 (Sep) | 149,942 | 40,951 | 146,844 | 37,827 | 3,098 | 3,124 |
| | 10 (Oct) | 158,649 | 42,461 | 155,407 | 39,251 | 3,242 | 3,210 |
| | 11 (Nov) | 165,133 | 43,131 | 162,055 | 40,126 | 3,078 | 3,005 |
| | 12 (Dec) | 158,246 | 41,643 | 155,188 | 38,580 | 3,058 | 3,063 |
| 22 | 1 (Jan) | 154,689 | 40,471 | 151,593 | 37,449 | 3,096 | 3,022 |
| | 2 (Feb) | 169,720 | 44,454 | 166,369 | 41,282 | 3,351 | 3,173 |
| | 3 (Mar) | 181,176 | 48,040 | 177,478 | 44,548 | 3,698 | 3,492 |
| | 4 (Apr) | 172,341 | 44,409 | 168,447 | 40,792 | 3,894 | 3,616 |
| | 5 (May) | 159,558 | 41,290 | 156,144 | 37,945 | 3,414 | 3,345 |
| | 6 (Jun) | 188,680 | 48,373 | 184,773 | 44,674 | 3,907 | 3,699 |
| | 7 (Jul) | 192,377 | 49,433 | 188,456 | 45,639 | 3,921 | 3,794 |
| | 8 (Aug) | 159,210 | 41,109 | 155,695 | 37,680 | 3,515 | 3,429 |
| 前年同月比 Ratio to SM | | 38.9 | 28.8 | ＊39.6 | 29.8 | 27.1 | 18.7 |

| 年　月 Year and Month | | 8.銑鉄鋳物 Iron castings | | | | 9.非鉄金属鋳物 Non-ferrous metal castings | | | |
|---|---|---|---|---|---|---|---|---|---|
| | | | | | | 銅・銅合金鋳物 Copper/copper alloy castings | | アルミニウム鋳物 Aluminum alloy castings | |
| | | 生産 Production | | 販売 Sales | 在庫 Inventory | 生産 Production | | 生産 Production | |
| | | 重量(t) Weight | 金額(百万円) (million yen) | 重量(t) Weight | 重量(t) Weight | 重量(t) Weight | 金額(百万円) (million yen) | 重量(t) Weight | 金額(百万円) (million yen) |
| 平成19年 | (2007) | 4,483,800 | 870,056 | 3,168,762 | 117,631 | 106,932 | 132,464 | 431,982 | 320,302 |
| 20 | (2008) | 4,314,694 | 910,269 | 3,062,505 | 111,683 | 98,782 | 129,101 | 414,004 | 308,507 |
| 21 | (2009) | 2,614,427 | 546,918 | 1,739,409 | 85,182 | 75,284 | 83,906 | 291,923 | 207,365 |
| 平成20年度 | (08FY) | 3,689,878 | 797,652 | 2,624,814 | 96,267 | 92,037 | 118,041 | 351,633 | 263,668 |
| 21 | (09FY) | 2,913,781 | 604,372 | 1,908,655 | 85,553 | 75,802 | 85,228 | 336,983 | 232,244 |
| 平成21年 | 4～6月 (Q2) | 584,030 | 123,238 | 385,386 | 93,554 | 18,804 | 20,098 | 65,529 | 46,703 |
| | 7～9 (Q3) | 694,649 | 142,313 | 454,843 | 85,990 | 18,247 | 20,249 | 81,813 | 56,525 |
| | 10～12 (Q4) | 799,837 | 161,422 | 517,902 | 85,182 | 19,122 | 21,806 | 93,945 | 63,865 |
| 22 | 1～3 (Q1) | 835,265 | 177,399 | 550,524 | 85,553 | 19,629 | 23,076 | 95,696 | 65,150 |
| | 4～6 (Q2) | 841,913 | 185,852 | 573,471 | 90,054 | 19,884 | 23,856 | 92,560 | 64,135 |
| 平成21年 | 6月 (Jun) | 220,961 | 45,781 | 143,008 | 93,554 | 6,619 | 6,923 | 25,495 | 17,891 |
| | 7 (Jul) | 237,756 | 48,922 | 154,783 | 90,376 | 6,312 | 6,929 | 28,058 | 19,499 |
| | 8 (Aug) | 199,115 | 41,105 | 134,427 | 86,744 | 5,832 | 6,522 | 22,869 | 15,943 |
| | 9 (Sep) | 257,778 | 52,286 | 165,633 | 85,990 | 6,103 | 6,798 | 30,886 | 21,084 |
| | 10 (Oct) | 268,178 | 53,736 | 171,571 | 85,884 | 6,389 | 7,275 | 32,096 | 21,627 |
| | 11 (Nov) | 270,050 | 54,830 | 175,452 | 85,064 | 6,353 | 7,294 | 31,657 | 21,592 |
| | 12 (Dec) | 261,609 | 52,856 | 170,879 | 85,182 | 6,380 | 7,237 | 30,192 | 20,647 |
| 22 | 1 (Jan) | 254,939 | 51,317 | 167,645 | 84,034 | 6,217 | 7,193 | 29,890 | 20,531 |
| | 2 (Feb) | 277,120 | 60,563 | 181,258 | 85,146 | 6,447 | 7,560 | 31,310 | 21,338 |
| | 3 (Mar) | 303,206 | 65,519 | 201,621 | 85,553 | 6,965 | 8,322 | 34,496 | 23,281 |
| | 4 (Apr) | 279,748 | 61,705 | 188,691 | 89,291 | 6,689 | 7,937 | 30,036 | 21,131 |
| | 5 (May) | 258,330 | 57,032 | 178,556 | 88,215 | 6,363 | 7,598 | 28,575 | 19,808 |
| | 6 (Jun) | 303,835 | 67,115 | 206,224 | 90,054 | 6,833 | 8,321 | 33,948 | 23,196 |
| | 7 (Jul) | 311,156 | 67,469 | 210,264 | 93,611 | 6,485 | 8,140 | 34,868 | 23,310 |
| | 8 (Aug) | 259,370 | 57,016 | 179,301 | 93,351 | 6,087 | 7,510 | 28,251 | 19,284 |
| 前年同月比 Ratio to SM | | ＊30.4 | 38.7 | ＊33.6 | 7.6 | 4.4 | 15.1 | ＊23.7 | 21.0 |

| 年　月 Year and Month | | 10.ダイカスト Die castings | | | | | |
|---|---|---|---|---|---|---|---|
| | | 計 Total | | アルミニウムダイカスト Aluminum alloy die castings | | 亜鉛・その他ダイカスト Zinc alloy/other die castings | |
| | | 生産 Production | | 生産 Production | | 生産 Production | |
| | | 重量(t) Weight | 金額(百万円) (million yen) | 重量(t) Weight | 金額(百万円) (million yen) | 重量(t) Weight | 金額(百万円) (million yen) |
| 平成19年 | (2007) | 1,158,360 | 731,729 | 1,117,622 | 669,465 | 40,738 | 62,264 |
| 20 | (2008) | 1,093,806 | 696,420 | 1,057,689 | 641,027 | 36,117 | 55,393 |
| 21 | (2009) | 758,316 | 443,456 | 733,584 | 406,725 | 24,732 | 36,731 |
| 平成20年度 | (08FY) | 923,886 | 587,716 | 893,221 | 541,578 | 30,665 | 46,138 |
| 21 | (09FY) | 874,965 | 502,328 | 846,795 | 460,359 | 28,170 | 41,969 |
| 平成21年 | 4～6月 (Q2) | 171,074 | 100,013 | 165,303 | 91,102 | 5,771 | 8,911 |
| | 7～9 (Q3) | 211,758 | 120,895 | 205,159 | 111,073 | 6,599 | 9,822 |
| | 10～12 (Q4) | 244,949 | 138,905 | 237,174 | 127,428 | 7,775 | 11,477 |
| 22 | 1～3 (Q1) | 247,183 | 142,516 | 239,158 | 130,756 | 8,025 | 11,759 |
| | 4～6 (Q2) | 241,020 | 141,062 | 233,105 | 129,437 | 7,915 | 11,625 |
| 平成21年 | 6月 (Jun) | 66,509 | 39,317 | 64,273 | 35,344 | 2,236 | 3,973 |
| | 7 (Jul) | 72,843 | 41,725 | 70,533 | 38,347 | 2,310 | 3,378 |
| | 8 (Aug) | 59,549 | 34,398 | 57,631 | 31,521 | 1,919 | 2,877 |
| | 9 (Sep) | 79,366 | 44,772 | 76,995 | 41,205 | 2,370 | 3,567 |
| | 10 (Oct) | 83,411 | 46,887 | 80,793 | 43,063 | 2,618 | 3,824 |
| | 11 (Nov) | 83,344 | 47,370 | 80,676 | 43,436 | 2,668 | 3,935 |
| | 12 (Dec) | 78,194 | 44,648 | 75,705 | 40,930 | 2,489 | 3,718 |
| 22 | 1 (Jan) | 76,089 | 43,638 | 73,640 | 40,002 | 2,449 | 3,636 |
| | 2 (Feb) | 82,976 | 47,762 | 80,327 | 43,855 | 2,650 | 3,907 |
| | 3 (Mar) | 88,118 | 51,116 | 85,191 | 46,900 | 2,926 | 4,216 |
| | 4 (Apr) | 80,374 | 46,677 | 77,668 | 42,537 | 2,707 | 4,141 |
| | 5 (May) | 73,805 | 43,347 | 71,384 | 39,997 | 2,420 | 3,350 |
| | 6 (Jun) | 86,841 | 51,038 | 84,053 | 46,903 | 2,788 | 4,135 |
| | 7 (Jul) | 88,571 | 51,648 | 85,660 | 47,254 | 2,911 | 4,393 |
| | 8 (Aug) | 70,093 | 42,385 | 67,782 | 38,691 | 2,311 | 3,695 |
| 前年同月比 Ratio to SM | | 17.7 | 23.2 | ＊17.5 | 22.7 | 20.5 | 28.4 |

Ⅳ 製品月表

＜鉄鋼編＞ （ 22年8月分 ）

1 銑鉄 Pig iron

(1) 生産者分受払 Receipts and shipments by producers （単位:t、Unit: t）

| 品目 Commodity | 生産 Production | 受入 Receipts | 製鋼用消費 Consumption for steel-making | 出荷 Shipments | | 在庫 Inventory |
|---|---|---|---|---|---|---|
| | | | | 販売 Sales | その他 Others | |
| 計 Total | **6,844,242** | **50,811** | **6,475,926** | **298,805** | **37,938** | **723,980** |
| 製鋼用銑 Pig iron for steel-making | 6,819,630 | 50,811 | 6,475,334 | 277,250 | 37,910 | 679,929 |
| 鋳物用銑 Foundry pig iron | 24,612 | – | 592 | 21,555 | 28 | 44,051 |

(2) 消費者分(鉄鋼業)受払 Receipts and shipments by consumers (steel manufacturers) （単位:t、Unit: t）

| 品目 Commodity | 受入 Receipts | 製鋼用消費 Consumption for steel-making | 在庫 Inventory |
|---|---|---|---|
| 計 Total | **290,212** | **250,395** | **122,343** |
| 製鋼用銑 Pig iron for steel-making | 288,578 | 248,752 | 121,994 |
| 鋳物用銑 Foundry pig iron | 1,634 | 1,643 | 349 |

(3) 製鋼用消費内訳 Breakdown of consumption for steel-making （単位:t、Unit: t）

| 品目 Commodity | 製鋼用消費 Consumption for steel-making | | |
|---|---|---|---|
| | 計 Total | 転炉 LD converters | 電気炉 Electric furnaces |
| 計 Total | **6,726,321** | **6,690,968** | **35,353** |
| | **(6,475,926)** | **(6,467,683)** | **(8,243)** |
| 製鋼用銑 Pig iron for steel-making | 6,724,086 | 6,690,376 | 33,710 |
| | (6,475,334) | (6,467,091) | (8,243) |
| 鋳物用銑 Foundry pig iron | 2,235 | 592 | 1,643 |
| | (592) | (592) | (–) |

注:()内は生産者分で内数。製鋼用銑には低りん銑、低銅銑を含む。

Note: Figures in brackets are those of producers and are included in the main figures. Pig iron for steel production includes low-phosphorus pig iron and low-copper pig iron.

2 フェロアロイ Ferro-alloys

（1） 生産者分受払 Receipts and shipments by producers

（単位：t、Unit: t）

| 品目 Commodity | | 生産 Production | 受入 Receipts | 消費 Consumption | 出荷 Shipments | | 在庫 Inventory |
|---|---|---|---|---|---|---|---|
| | | | | | 販売 Sales | その他 Others | |
| 合計 Grand total | | **66,133** | **21,559** | **22,230** | **81,951** | **5,810** | **117,405** |
| フェロマンガン Ferro-manganese | 計 Total | **29,890** | **16,622** | **14,729** | **46,494** | **1,045** | **75,279** |
| | 高炭素 High-carbon ferro-manganese | 20,529 | 15,636 | 10,456 | 36,466 | 1,045 | 57,903 |
| | 低炭素 Low-carbon ferro-manganese | 9,361 | 986 | 4,273 | 10,028 | − | 17,376 |
| シリコマンガン Silico-manganese | | 4,502 | 562 | 3,575 | 2,483 | 234 | 16,769 |
| フェロシリコン Ferro-silicon | | − | 2,826 | 2,601 | 76 | 8 | 1,767 |
| フェロクロム Ferro-chromium | 計 Total | **1,331** | **1,221** | **646** | **1,777** | **−** | **5,874** |
| | 高炭素 High-carbon ferro-chromium | − | 1,085 | 448 | 597 | − | 2,111 |
| | 低炭素 Low-carbon ferro-chromium | 1,331 | 136 | 198 | 1,180 | − | 3,763 |
| フェロニッケル Ferro-nickel | | 28,871 | 123 | 113 | 29,127 | 4,523 | 8,194 |
| フェロタングステン Ferro-tungsten | | − | − | − | − | − | − |
| フェロモリブデン Ferro-molybdenum | | 379 | 4 | 4 | 389 | − | 493 |
| フェロバナジウム Ferro-vanadium | | 361 | 24 | 44 | 321 | − | 856 |
| その他のフェロアロイ Other ferro-alloys | | 799 | 177 | 518 | 1,284 | − | 8,173 |

注：フェロニッケルにはニッケルルッペを、フェロタングステンにはタングステン酸カルシウムクリンカーを、その他のフェロアロイにはカルシウムシリコン、シリコクロム、フェロニオブを含む。

Note: Ferro-nickel includes nickel-luppe; ferro-tungsten includes calcium tungstate clinker; other ferro-alloys includes calcium silicon, silico-chromium and ferro-niobium.

（2） 製鋼業者分受払 Receipts and shipments by steel manufacturers

（単位：t、Unit: t）

| 品目 Commodity | | 受入 Receipts | 消費 Consumption | 在庫 Inventory |
|---|---|---|---|---|
| 合計 Grand total | | **196,336** | **187,520** | **171,100** |
| フェロマンガン Ferro-manganese | 計 Total | **45,205** | **42,314** | **19,542** |
| | 高炭素 High-carbon ferro-manganese | 38,191 | 35,426 | 14,549 |
| | 低炭素 Low-carbon ferro-manganese | 7,014 | 6,888 | 4,993 |
| シリコマンガン Silico-manganese | | 20,457 | 21,928 | 25,856 |
| フェロシリコン Ferro-silicon | | 35,099 | 32,400 | 23,163 |
| フェロクロム Ferro-chromium | 計 Total | **64,569** | **63,689** | **72,930** |
| | 高炭素 High-carbon ferro-chromium | 60,855 | 60,171 | 67,282 |
| | 低炭素 Low-carbon ferro-chromium | 3,714 | 3,518 | 5,648 |
| フェロニッケル Ferro-nickel | | 22,018 | 18,111 | 18,173 |
| フェロタングステン Ferro-tungsten | | 112 | 121 | 225 |
| フェロモリブデン Ferro-molybdenum | | 496 | 420 | 917 |
| フェロバナジウム Ferro-vanadium | | 480 | 531 | 951 |
| その他のフェロアロイ Other ferro-alloys | | 7,900 | 8,006 | 9,343 |

注：フェロニッケルにはニッケルルッペを、フェロタングステンにはタングステン酸カルシウムクリンカーを、その他のフェロアロイにはカルシウムシリコン、シリコクロム、フェロニオブを含む。

Note: Ferro-nickel includes nickel-luppe; ferro-tungsten includes calcium tungstate clinker; other ferro-alloys includes calcium silicon, silico-chromium and ferro-niobium.

3 粗鋼 Crude steel

(1) 受払 Receipts and shipments

(単位:t、Unit: t)

| 品目 Commodity | | 生産 Production | 受入 Receipts | 消費 Consumption | 出荷 Shipments | | 在庫 Inventory | |
|---|---|---|---|---|---|---|---|---|
| | | | | | 販売 Sales | その他 Others | 計 Total | 内生産者分 By-producers |
| 合計 Grand total | 計 Total | **8,898,201** | **46,070** | **8,922,602** | **9,354** | **4,176** | **84,362** | **80,981** |
| | 普通鋼 Ordinary steel | 6,961,558 | 5,024 | 6,960,163 | 4,933 | 25 | 12,951 | 11,704 |
| | 特殊鋼 Special steel | 1,936,643 | 41,046 | 1,962,439 | 4,421 | 4,151 | 71,411 | 69,277 |
| 鋼塊 Steel ingots | 計 Total | **8,867,010** | **44,716** | **8,891,344** | **8,047** | **4,176** | **83,533** | **80,152** |
| | 普通鋼 Ordinary steel | 6,946,068 | 4,072 | 6,944,937 | 3,626 | 25 | 12,478 | 11,231 |
| | 特殊鋼 Special steel | 1,920,942 | 40,644 | 1,946,407 | 4,421 | 4,151 | 71,055 | 68,921 |
| 鋳鋼鋳込 Liquid steel for castings | 計 Total | **31,191** | **1,354** | **31,258** | **1,307** | **－** | **829** | **829** |
| | 普通鋼 Ordinary steel | 15,490 | 952 | 15,226 | 1,307 | － | 473 | 473 |
| | 特殊鋼 Special steel | 15,701 | 402 | 16,032 | － | － | 356 | 356 |

(2) 生産内訳 Production

(単位:t、Unit: t)

| 品目 Commodity | | | | 生産 Production | | |
|---|---|---|---|---|---|---|
| | | | | 計 Total | 転炉 LD converters | 電気炉 Electric furnaces |
| 合計 Grand total | | 計 Total | | **8,867,010** | **7,061,065** | **1,805,945** |
| | | 普通鋼 Ordinary steel | | 6,946,068 | 5,715,366 | 1,230,702 |
| | | 特殊鋼 Special steel | | 1,920,942 | 1,345,699 | 575,243 |
| 鋼塊 Steel ingots | 圧延用 For rolled steel | 小計 Sub-total | | **8,824,440** | **7,061,027** | **1,763,413** |
| | | 普通鋼 Ordinary steel | インゴットケースによるもの Ingot-case | 7,729 | 5,901 | 1,828 |
| | | | 連続鋳造によるもの Continuous casting | 6,932,791 | 5,709,465 | 1,223,326 |
| | | 特殊鋼 Special steel | インゴットケースによるもの Ingot-case | 69,361 | 14,524 | 54,837 |
| | | | 連続鋳造によるもの Continuous casting | 1,814,559 | 1,331,137 | 483,422 |
| | 鍛鋼用 For steel forgings | 小計 Sub-total | | **42,570** | **38** | **42,532** |
| | | 普通鋼 Ordinary steels | | 5,548 | － | 5,548 |
| | | 特殊鋼 Special steel | | 37,022 | 38 | 36,984 |

4 鋼半製品 Semi-finished steel

(1) 受払 Receipts and shipments

(単位:t、Unit: t)

| 品目 Commodity | 生産 Production | 受入 Receipts | 消費 Consumption | 出荷 Shipments | | 在庫 Inventory | |
|---|---|---|---|---|---|---|---|
| | | | | 販売 Sales | その他 Others | 計 Total | 内生産者分 By-producers |
| 計 Total | **8,674,441** | **648,722** | **8,356,904** | **783,277** | **656,614** | **3,216,493** | **3,216,493** |
| 普通鋼 Ordinary steel | 6,895,057 | 436,225 | 6,374,448 | 663,718 | 409,107 | 2,200,634 | 2,200,634 |
| 特殊鋼 Special steel | 1,779,384 | 212,497 | 1,982,456 | 119,559 | 247,507 | 1,015,859 | 1,015,859 |

5 鍛鋼品及び鋳鋼品 Steel forgings and castings

(1) 受払 Receipts and shipments

(単位:t、Unit: t)

| 品目 Commodity | | 生産 Production | 受入 Receipts | 消費 Consumption | 出荷 Shipments | | 在庫 Inventory |
|---|---|---|---|---|---|---|---|
| | | | | | 販売 Sales | その他 Others | |
| 鍛鋼品 (打放) Steel forgings | 計 Total | **44,793** | **5** | **15,200** | **30,032** | **538** | **18,734** |
| | 普通鋼 Ordinary steel forgings | 12,619 | 1 | 4,491 | 8,164 | 200 | 8,972 |
| | 特殊鋼 Special steel forgings | 32,174 | 4 | 10,709 | 21,868 | 338 | 9,762 |
| 鋳鋼品 (鋳放) Steel castings | 計 Total | **17,533** | **8** | **6,973** | **10,559** | **76** | **19,490** |
| | 普通鋼 Ordinary steel castings | 9,634 | － | 3,122 | 6,645 | 30 | 10,989 |
| | 特殊鋼 Special steel castings | 7,899 | 8 | 3,851 | 3,914 | 46 | 8,501 |

## 6. 普通鋼熱間圧延鋼材　Ordinary hot-rolled steel

### （1） 生産者分受払 Receipts and shipments by producers

（単位：t、Unit: t）

| 品目 Commodity | | | 生産 Production 計 Total | 生産 Production 一般 General | 生産 Production 再生 Recycled | 受入 Receipts | 消費 Consumption | 出荷 Shipments 販売 Sales | 出荷 Shipments その他 Others | 在庫 Inventory |
|---|---|---|---|---|---|---|---|---|---|---|
| 合計 Grand total | | | 6,324,443 | 6,319,924 | 4,519 | 115,879 | 1,979,145 | 3,864,052 | 447,293 | 2,698,595 |
| 軌条 Rails | 計 Total | | 41,806 | 41,806 | – | – | – | 72,231 | 334 | 34,834 |
| | 重軌条（含付属品）Heavy rails and accessories | | 39,794 | 39,794 | – | – | – | 69,261 | 334 | 28,968 |
| | 軽軌条（含付属品）Light rails and accessories | | 2,012 | 2,012 | – | – | – | 2,970 | – | 5,866 |
| 鋼矢板 Steel pilings | | | 38,103 | 38,103 | – | 11,713 | 9 | 30,317 | 11,919 | 33,030 |
| 形鋼 Steel shapes | 計 Total | | 370,586 | 370,586 | – | 24,402 | 137 | 374,226 | 25,197 | 290,941 |
| | H形鋼 Wide flange beams | | 231,477 | 231,477 | – | 24,050 | 137 | 237,426 | 24,812 | 167,589 |
| | 大形 Heavy shapes | | 81,278 | 81,278 | – | 352 | – | 71,039 | 385 | 59,995 |
| | 中小形 Medium and light shapes | | 57,831 | 57,831 | – | – | – | 65,761 | – | 63,357 |
| 棒鋼 Steel bars | 計 Total | | 685,604 | 681,085 | 4,519 | 5,579 | – | 701,264 | 9,314 | 622,836 |
| | 大形 Heavy bars | | 27,049 | 27,049 | – | 35 | – | 28,904 | 16 | 28,760 |
| | 中形 Medium bars | | 31,564 | 31,564 | – | 739 | – | 31,846 | 877 | 48,585 |
| | 小形 Light bars | 小計 Sub-total | 626,991 | 622,472 | 4,519 | 4,805 | – | 640,514 | 8,421 | 545,491 |
| | | 鉄筋用 Reinforced bars | 588,357 | 585,026 | 3,331 | 2,611 | – | 601,519 | 6,129 | 490,126 |
| | | その他用 For others | 38,634 | 37,446 | 1,188 | 2,194 | – | 38,995 | 2,292 | 55,365 |
| 管材 Rounds for tubes | | | 60,003 | 60,003 | – | 35 | 439 | 33,429 | 23,666 | 21,653 |
| 線材 Steel wire rods | 計 Total | | 137,572 | 137,572 | – | 12,498 | 3,125 | 131,021 | 14,365 | 82,817 |
| | バーインコイル Bars in coil | 小計 Sub-total | 30,854 | 30,854 | – | 4,803 | – | 34,428 | 4,252 | 26,543 |
| | | 鉄筋用 Reinforced bars in coil | 14,560 | 14,560 | – | – | – | 16,543 | – | 11,412 |
| | | その他用 For others | 16,294 | 16,294 | – | 4,803 | – | 17,885 | 4,252 | 15,131 |
| | 普通線材 Ordinary wire rods | | 49,706 | 49,706 | – | 4,684 | – | 42,424 | 5,490 | 28,321 |
| | 特殊線材 Special wire rods | 小計 Sub-total | 57,012 | 57,012 | – | 3,011 | 3,125 | 54,169 | 4,623 | 27,953 |
| | | 低炭素 Low carbon wire rods | 8,970 | 8,970 | – | – | 924 | 3,645 | 4,489 | 2,893 |
| | | 高炭素 High carbon wire rods | 48,042 | 48,042 | – | 3,011 | 2,201 | 50,524 | 134 | 25,060 |
| 鋼板 Steel sheets and plates | 計 Total | | 1,102,566 | 1,102,566 | – | 13,712 | 16,310 | 1,017,310 | 11,000 | 537,383 |
| | 厚板 Heavy plates | | 1,090,328 | 1,090,328 | – | 13,694 | 16,310 | 1,006,180 | 10,788 | 523,781 |
| | 中板・薄板 Medium plates / light sheets | | 12,238 | 12,238 | – | 18 | – | 11,130 | 212 | 13,602 |
| 鋼帯 Steel strips | 計 Total | | 3,882,993 | 3,882,993 | – | 47,940 | 1,953,848 | 1,504,254 | 351,498 | 1,072,489 |
| | 幅600mm以上 Wide strips (600mm or more in width) | 小計 Sub-total | 3,824,714 | 3,824,714 | – | 47,940 | 1,918,471 | 1,486,221 | 348,764 | 1,059,653 |
| | | 冷延電気鋼帯用 Cold-rolled electrical sheets and strips | 189,819 | 189,819 | – | – | 158,892 | 924 | 12,824 | 29,980 |
| | | その他用 For others | 3,634,895 | 3,634,895 | – | 47,940 | 1,759,579 | 1,485,297 | 335,940 | 1,029,673 |
| | 幅600mm未満 Narrow strips (less than 600 mm in width) | | 58,279 | 58,279 | – | – | 35,377 | 18,033 | 2,734 | 12,836 |
| 外輪 Tyres and wheels | | | 5,210 | 5,210 | – | – | 5,277 | – | – | 2,612 |

### （2） 消費内訳（品目別・用途別） Breakdown of consumption (by commodity/use)

（単位：t、Unit: t）

| 品目 Commodity | | 鋼管用・冷延用・亜鉛めっき鋼板用・冷間ロール成型形鋼用消費 Consumption for steel pipes and tubes/for steel-rolled products/for galvanized sheets and plates/for cold-formed steel shapes |
|---|---|---|
| 鋼板 Steel sheets and plates | 厚板 Heavy plates | 16,310 |
| | 中板・薄板 Medium plates / light sheets | – |
| 鋼帯 Steel strips | 幅600mm以上（冷延電気鋼帯用を除く） Wide strips (600mm or more in width) excluding those for cold rolled electrical sheets and strips | 1,759,579 |
| | 幅600mm未満 Narrow strips (less than 600mm in width) | 35,377 |

### （3） 圧延鋼材用原材料（鋼塊、鋼半製品）受払 Raw materials for rolled steel (steel ingots/semi-finished steel) receipts and shipments

（単位：t、Unit: t）

| 品目 Commodity | 受入 Receipts | 消費 Consumption | 在庫 Inventory |
|---|---|---|---|
| 鋼塊 Steel ingots | 119 | 256 | 111 |
| 鋼半製品 Semi-finished steel | 188,272 | 196,465 | 159,007 |

### （4） 再生鋼材用原材料（鋼くず、発生品）受払 Raw materials for reclaimed steel (steel scrap/generated steel) receipts and shipments

（単位：t、Unit: t）

| 品目 Commodity | 受入 Receipts | 消費 Consumption | 在庫 Inventory |
|---|---|---|---|
| 鋼くず（再生用） Steel scrap (for reclamation) | 1,272 | 1,564 | 3,774 |
| 発生品（ミスロールを含む） Generated steel(including miss rolls) | 3,370 | 3,016 | 8,058 |

（22年8月分）

## 7. 普通鋼冷間仕上鋼材、めっき鋼材、冷間ロール成型形鋼（磨棒鋼・線類を除く）
Ordinary cold-finished, metallic-coated, cold-formed steel sheets and shapes

### （1） 受払 Receipts and shipments

（単位：t、Unit: t）

| 品目 Commodity | | | 生産 Production | 受入 Receipts | 消費 Consumption | 出荷 Shipments 販売 Sales | 出荷 Shipments その他 Others | 在庫 Inventory 計 Total | 在庫 Inventory 内生産者分 By-producers |
|---|---|---|---|---|---|---|---|---|---|
| 冷間仕上鋼材 Cold-finished steel | 磨帯鋼 Cold-rolled narrow strips | | 7,911 | – | 11 | 8,650 | – | 31,238 | 31,238 |
| | 冷延広幅帯鋼 Cold-rolled wide strips | | 1,922,667 | 83,161 | 1,338,362 | 620,449 | 69,697 | 459,679 | 437,464 |
| | 冷延鋼板 Cold-rolled sheets and strips | | 2,216 | 1,040 | 990 | 1,440 | 338 | 1,186 | 806 |
| | 冷延電気鋼帯 Cold-rolled electrical sheets and strips | | 152,772 | – | – | 156,264 | 16 | 67,591 | 67,591 |
| めっき鋼材 Metallic-coated steel | ブリキ Tin plates | | 90,784 | 9 | – | 86,271 | 461 | 67,211 | 67,211 |
| | ティンフリースチール Tin-free steel | | 74,211 | – | – | 75,766 | 422 | 53,940 | 53,940 |
| | 亜鉛めっき鋼板 Galvanized sheets | 計 Total | **1,171,288** | **10,574** | **8,733** | **1,157,878** | **19,629** | **640,780** | **626,356** |
| | | 溶融めっき Hot-dip zinc-coated sheets | 898,153 | 10,574 | 7,638 | 892,210 | 16,548 | 490,663 | 476,239 |
| | | 電気めっき Electric zinc-coated sheets | 273,135 | – | 1,095 | 265,668 | 3,081 | 150,117 | 150,117 |
| | その他の金属めっき鋼板 Other metallic-coated sheets | | 102,318 | 93 | – | 99,400 | 983 | 159,608 | 159,608 |
| 冷間ロール成型形鋼 Cold-formed steel shapes | 簡易鋼矢板 Cold-formed sheet pilings | | 858 | – | – | 462 | – | 1,119 | 1,119 |
| | 軽量形鋼 Cold-formed shapes | | 34,589 | 27 | 11 | 34,415 | 423 | 20,718 | 20,718 |

### （2） 消費内訳（品目別・用途別） Breakdown of consumption (by commodity/use)

（単位：t、Unit: t）

| 品目 Commodity | | 計 Total | 再冷延用 For re-cold-rolling | 鋼管用 For pipes and tubes | ブリキ用 For tin plates | ティンフリースチール用 For tin free steel | 亜鉛めっき鋼板用 Galvanized sheets | その他の金属めっき鋼板用 Other metallic-coated sheets | 冷間ロール成型形鋼用 For cold-formed steel shapes | その他 Others |
|---|---|---|---|---|---|---|---|---|---|---|
| 冷間仕上鋼材 Cold-finished steel | 磨帯鋼 Cold-rolled narrow strips | **11** | – | – | – | – | 11 | – | – | – |
| | 冷延広幅帯鋼 Cold-rolled wide strips | **1,338,362** | *5,731 | – | 104,056 | 78,438 | 1,042,900 | 109,984 | – | 2,984 |
| | 冷延鋼板 Cold-rolled sheets and strips | **990** | – | – | – | – | 990 | – | – | – |

注：再冷延用の＊印は生産及び消費から差し引いてある。
Note: Figures in the "for use re-cold-rolling" column marked with "*" have been subtracted from production and consumption.

### （3） 消費内訳（品目別） Breakdown of consumption (by commodity)

（単位：t、Unit: t）

| 品目 Commodity | | 鋼管用・冷間ロール成型形鋼用 For pipes and tubes / cold-formed steel shapes |
|---|---|---|
| 亜鉛めっき鋼板 Galvanized sheets | 計 Total | 7,638 |
| | 溶融めっき Hot-dip zinc-coated sheets | 7,638 |
| | 電気めっき Electric zinc-coated sheets | – |

### （4） 原材料（専業者分） Raw materials (by specialized manufacturers)

（単位：t、Unit: t）

| 品目 Commodity | | | 消費 Consumption 冷延用・亜鉛めっき鋼板用・冷間ロール成型形鋼用 For cold rolled products/galvanized sheets/cold-formed steel shapes | 在庫 Inventory |
|---|---|---|---|---|
| 普通鋼熱間圧延鋼材 Ordinary hot-rolled steel | 鋼板 Steel sheets and plates | 厚板 Heavy plates | 50 | – |
| | | 中板・薄板 Medium plates/light sheets | 550 | – |
| | 鋼帯 Steel strips | | 427,680 | 239,520 |

### （5） 普通鋼圧延鋼材消費内訳（品目別・用途別）
Consumption of ordinary rolled steel (by commodity/use)

（単位：t、Unit: t）

| 品目 Commodity | | | 計 Total | 鋼管用・冷延用・亜鉛めっき鋼板用・冷間ロール成型形鋼用 For pipes and tubes/cold rolled products/galvanized sheets/cold-formed steel shapes | ブリキ用 For tin steel | ティンフリースチール用 For tin-free steel | その他の金属めっき鋼板用 Other metallic-coated sheets |
|---|---|---|---|---|---|---|---|
| 普通鋼熱間圧延鋼材 Ordinary hot-rolled steel | 鋼板 Steel sheets and plates | 厚板 Heavy plates | **31,737** | 31,737 | – | – | – |
| | | 中板・薄板 Medium plates/light sheets | **550** | 550 | – | – | – |
| | 鋼帯（除冷電用） Steel strips (excluding for cold-rolled electrical sheets and strips) | | **2,422,688** | 2,422,688 | – | – | – |
| 普通鋼鋼管 Ordinary steel pipes and tubes | | | **65,403** | 65,403 | – | – | – |
| 普通鋼冷間仕上鋼材 Ordinary cold-finished steel | 磨帯鋼 Cold-rolled narrow strips | | **955** | 955 | – | – | – |
| | 冷延広幅帯鋼 Cold-rolled wide strips | | **1,335,378** | 1,042,900 | 104,056 | 78,438 | 109,984 |
| | 冷延鋼板 Cold-rolled sheets and strips | | **990** | 990 | – | – | – |
| 亜鉛めっき鋼板 Galvanized sheets | | | **25,353** | 25,353 | – | – | – |

(22年8月分)

## 8. 特殊鋼圧延鋼材 Special rolled steel

### (1) 受払 Receipts and shipments

(単位:t、Unit: t)

| 品目 Commodity | | 生産 Production | 受入 Receipts | 消費 Consumption 計 Total | 消費 内冷延用及び再冷延用 For cold-rolling and re-cold-rolling | 消費 内鋼管用 For steel pipes and tubes | 出荷 Shipments 販売 Sales | 出荷 その他 Others | 在庫 Inventory 計 Total | 在庫 内生産者分 By-producers |
|---|---|---|---|---|---|---|---|---|---|---|
| 熱間圧延鋼材 Hot-rolled steel | 計 Total | 1,668,825 | 224,579 | 487,939 | 315,280 | 153,316 | 1,256,542 | 157,918 | 691,814 | 624,364 |
| | 形鋼 Steel shapes | 13,480 | 252 | 34 | … | … | 27,107 | 218 | 14,512 | 14,512 |
| | 棒鋼 Bars | 485,177 | 21,547 | 11,327 | … | … | 472,220 | 14,198 | 178,211 | 175,066 |
| | 管材 Rounds for tubes | 113,665 | 67,596 | 73,577 | … | 73,577 | 78,244 | 29,628 | 70,430 | 29,597 |
| | 線材 Wire rods | 380,724 | 7,988 | 7,982 | … | … | 343,680 | 7,022 | 190,663 | 190,663 |
| | 鋼板 Sheets and plates | 165,244 | 2,029 | 63,567 | 195 | 63,372 | 121,260 | 8,607 | 56,041 | 56,041 |
| | 鋼帯 Steel strips | 510,535 | 125,167 | 331,452 | 315,085 | 16,367 | 214,031 | 98,245 | 181,957 | 158,485 |
| 冷間仕上鋼材 Cold-finished steel | 磨帯鋼 Cold-rolled narrow strips | 24,223 | – | 25 | * – | – | 23,884 | 16 | 14,183 | 14,183 |
| | 冷延広幅帯鋼 Cold-rolled wide strips | 211,819 | 17,043 | 5,491 | *10,532 | – | 210,543 | 17,733 | 113,900 | 113,900 |
| | 冷延鋼板 Cold-rolled sheets and strips | 8,978 | – | – | * – | – | 8,254 | – | 6,420 | 6,420 |

注:再冷延用の＊印は生産及び消費計から差し引いてある。
Note: Figures in the "for re-cold-rolling" column marked with "*" have been subtracted from production and consumption.

### (2) 熱間圧延鋼材の生産・消費・在庫内訳(鋼種別・形状別)

Production/consumption/inventory of hot-rolled steel (by kind of steel/configuration)

(単位:t、Unit: t)

| 鋼種 Kind of steel | | 生産 Production 計 Total | 形鋼 Steel shapes | 棒鋼 Steel bars | 内平鋼 Flat steel | 管材 Rounds for tubes | 線材 Steel wire rods | 鋼板 Steel sheets and plates | 鋼帯 Steel strips | 消費 Consumption 鋼板 Steel sheets and plates | 消費 鋼帯 Steel strips | 月末在庫 Inventory |
|---|---|---|---|---|---|---|---|---|---|---|---|---|
| 合計 Grand total | | 1,668,825 | 13,480 | 485,177 | 16,528 | 113,665 | 380,724 | 165,244 | 510,535 | 63,567 | 331,452 | 624,364 |
| 工具鋼 Tool steel | 計 Total | 20,333 | … | 7,330 | 1,862 | 9 | 878 | 145 | 11,971 | 121 | 14,754 | 6,331 |
| | 炭素工具鋼 Carbon tool steel | 11,167 | … | 833 | 177 | 9 | 212 | 1 | 10,112 | 1 | 12,878 | 3,027 |
| | 合金工具鋼 Alloy tool steel | 8,200 | … | 5,921 | 1,603 | – | 317 | 104 | 1,858 | 80 | 1,875 | 2,787 |
| | 高速度工具鋼 High-speed tool steel | 966 | … | 576 | 82 | – | 349 | 40 | 1 | 40 | 1 | 517 |
| | その他の工具鋼 Other tool steel | – | … | – | – | – | – | – | – | – | – | – |
| 構造用鋼 Structural steel | 計 Total | 702,724 | 9,854 | 357,203 | 7,879 | 66,593 | 202,630 | 9,567 | 56,877 | 13 | 33,430 | 259,839 |
| | 機械構造用炭素鋼 Carbon steel for machine structure | 405,755 | 2,281 | 201,608 | 7,074 | 3,428 | 144,645 | 6,632 | 47,161 | 8 | 30,708 | 168,094 |
| | 構造用合金鋼 Alloy steel for structure | 296,969 | 7,573 | 155,595 | 805 | 63,165 | 57,985 | 2,935 | 9,716 | 5 | 2,722 | 91,745 |
| 特殊用途鋼 Steel for special purposes | 計 Total | 945,768 | 3,626 | 120,644 | 6,787 | 47,063 | 177,216 | 155,532 | 441,687 | 63,433 | 283,268 | 358,194 |
| | ばね鋼 Spring steel | 35,996 | … | 11,478 | 5,040 | – | 24,213 | – | 305 | – | 75 | 24,769 |
| | 軸受鋼 Bearing steel | 75,045 | – | 44,018 | 7 | 6,765 | 23,178 | 290 | 794 | – | 27 | 32,435 |
| | ステンレス鋼 Stainless steel: Cr系 Cr stainless steel | 107,995 | 11 | 3,086 | 283 | 12,565 | 3,018 | 521 | 88,794 | 2 | 72,227 | 40,962 |
| | ステンレス鋼 Stainless steel: Cr-Mo系 Cr-Mo stainless steel | 17,532 | 9 | 614 | 7 | – | 951 | 153 | 15,805 | – | 14,627 | 8,255 |
| | ステンレス鋼 Stainless steel: Cr-Mn系 Cr-Mn stainless steel | 6,018 | – | 23 | – | – | 743 | – | 5,252 | – | 3,280 | 394 |
| | ステンレス鋼 Stainless steel: Cr-Ni系 Cr-Ni stainless steel | 94,403 | 2,930 | 5,150 | 1,108 | 4,993 | 9,582 | 9,750 | 61,998 | 54 | 48,224 | 56,582 |
| | ステンレス鋼 Stainless steel: Cr-Ni-Mo系 Cr-Ni-Mo stainless steel | 20,770 | 145 | 2,367 | 88 | 4,976 | 5,401 | 3,947 | 3,934 | 13 | 2,945 | 9,569 |
| | 快削鋼 Free-cutting steel | 63,477 | – | 40,395 | – | – | 23,082 | – | – | – | 5 | 29,841 |
| | ピアノ線材 Piano wire rods | 69,760 | … | … | … | … | 69,760 | … | … | – | – | 33,228 |
| | 高抗張力鋼 High-tensile-strength steel | 447,286 | 531 | 13,318 | 254 | 17,698 | 10,795 | 140,779 | 264,165 | 63,364 | 141,614 | 118,984 |
| | その他の特殊用途鋼 Other steel for special purposes | 7,486 | – | 195 | – | 66 | 6,493 | 92 | 640 | – | 244 | 3,175 |
| 合わせ鋼材 Clad steel | | 5,423 | … | … | … | … | … | 5,326 | 97 | – | – | 1,668 |

### (3) 特殊鋼熱間圧延鋼材消費内訳(品目・用途別)(冷間仕上鋼材用・鋼管用合計消費数量)

Consumption of special hot-rolled steel (by commodity/use) (for cold-finished sheets/steel pipes and tubes)

(単位:t、Unit: t)

| 品目 Commodity | 計 Total | 冷延用 For cold-rolled products | 鋼管用 For steel pipes and tubes |
|---|---|---|---|
| 鋼板 Sheets and plates | 63,951 | 195 | 63,756 |
| 鋼帯 Steel strips | 356,353 | 315,085 | 41,268 |

注:鋼管専業者の消費を含む。
Note: Consumption by manufacturers specializing in pipes and tubes is included.

(4) 冷間仕上鋼材の生産・消費内訳(鋼種別・形状別)

Production/consumption of cold-finished steel (by kind of steel/configuration)

(単位:t、Unit: t)

| 鋼種 Kind of steel | | | 生産 Production | | | 再冷延用消費 Consumption for re-cold-rolling | | | 鋼管用消費 冷延広幅帯鋼 Consumption of cold-rolled wide strips for steel pipes and tubes |
|---|---|---|---|---|---|---|---|---|---|
| | | | 磨帯鋼 Cold-rolled narrow strips | 冷延広幅帯鋼 Cold-rolled wide strips | 冷延鋼板 Cold-rolled sheets and strips | 磨帯鋼 Cold-rolled narrow strips | 冷延広幅帯鋼 Cold-rolled wide strips | 冷延鋼板 Cold-rolled sheets and strips | |
| 合計 Grand total | | | **24,223** | **211,819** | **8,978** | **−** | **10,532** | **−** | **−** |
| 工具鋼 Tool steel | 計 Total | | **3,221** | **3,583** | **2,280** | **−** | **3,735** | **−** | **−** |
| | 炭素工具鋼 Carbon tool steel | | 2,817 | 3,026 | 1,779 | − | 3,286 | − | − |
| | 合金工具鋼 Alloy tool steel | | 403 | 557 | 471 | − | 449 | − | − |
| | 高速度工具鋼 High-speed tool steel | | 1 | − | 30 | − | − | − | − |
| | その他の工具鋼 Other tool steel | | − | − | − | − | − | − | − |
| 構造用鋼 Structural steel | 計 Total | | **10,465** | **17,097** | **4,558** | **−** | **6,797** | **−** | **−** |
| | 機械構造用炭素鋼 Carbon steel for machine structure | | 8,904 | 15,895 | 4,314 | − | 6,213 | − | − |
| | 構造用合金鋼 Alloy steel for structure | | 1,561 | 1,202 | 244 | − | 584 | − | − |
| 特殊用途鋼 Steel for special purposes | 計 Total | | **10,537** | **191,139** | **2,140** | **−** | **−** | **−** | **−** |
| | ばね鋼 Spring steel | | 101 | 63 | 17 | − | − | − | − |
| | 軸受鋼 Bearing steel | | 36 | − | − | − | − | − | − |
| | ステンレス鋼 Stainless steel | Cr系 Cr stainless steel | 3,991 | 53,796 | 670 | − | − | − | − |
| | | Cr-Mo系 Cr-Mo stainless steel | 24 | 12,418 | 45 | − | − | − | − |
| | | Cr-Mn系 Cr-Mn stainless steel | 45 | 2,905 | − | − | − | − | − |
| | | Cr-Ni系 Cr-Ni stainless steel | 6,093 | 37,304 | 1,199 | − | − | − | − |
| | | Cr-Ni-Mo系 Cr-Ni-Mo stainless steel | 69 | 1,659 | 204 | − | − | − | − |
| | 快削鋼 Free-cutting steel | | 4 | − | − | − | − | − | − |
| | 高抗張力鋼 High-tensile-strength steel | | − | 82,739 | − | − | − | − | − |
| | その他の特殊用途鋼 Other steel for special purposes | | 174 | 255 | 5 | − | − | − | − |
| 合わせ鋼材 Clad steel | | | − | − | − | − | − | − | − |

注:再冷延用消費は外数である。

Note: Consumption for re-cold-rolling is uncounted.

(5) 特殊鋼冷間仕上鋼材消費内訳(品目別・用途別)

Consumption of special cold-finished steel (by commodity/use)

(単位:t、Unit: t)

| 品目 Commodity | 計 Total | 冷延用 For cold-rolled products | 鋼管用 For steel pipes and tubes |
|---|---|---|---|
| 磨帯鋼 Cold-rolled narrow strips | − | ＊− | − |
| 冷延広幅帯鋼 Cold-rolled wide strips | − | ＊10,532 | − |

注:冷延用の＊印は消費計から差し引いてある。

Note: Figures in the "for cold-rolled products" column marked with "＊" have been subtracted from production and consumption.

(6) 特殊鋼熱間圧延鋼材用原材料

Inventory of raw materials for special hot-rolled steel products

(単位:t、Unit: t)

| 品目 Commodity | 在庫 Inventory |
|---|---|
| 鋼塊 Steel ingot | 3,595 |
| 鋼半製品 Semi-finished steel | 62,443 |

注:圧延専業事業者のみの在庫である。

Note: Inventory by manufacturers specializing in rolled steel products.

（22年8月分）

## 9. 鋼管 Steel pipes and tubes

### （1） 受払 Receipts and shipments

（単位：t、Unit: t）

| 品目 Commodity | | 生産 Production | 受入 Receipts | 消費 Consumption | | 出荷 Shipments | | 在庫 Inventory | |
|---|---|---|---|---|---|---|---|---|---|
| | | | | 計 Total | 内冷けん・めっき用 For cold-drawing /galvanizing | 販売 Sales | その他 Others | 計 Total | 内生産者分 By-producers |
| 普通鋼 Ordinary steel | 熱間鋼管（含溶鍛接鋼管） Hot-steel pipes and tubes | 348,915 | 56,420 | 65,403 | 65,403 | 316,837 | 18,382 | 313,608 | 292,984 |
| | 冷けん鋼管（含再生引抜鋼管） Cold-drawn steel pipes and tubes | 21,376 | 15 | － | － | 20,755 | 596 | 9,393 | 9,393 |
| | めっき鋼管 Metallic-coated steel pipes and tubes | 43,881 | 11,158 | － | … | 40,966 | 15,211 | 42,318 | 42,318 |
| 特殊鋼 Special steel | 熱間鋼管（含溶接鋼管） Hot-steel pipes and tubes | 189,831 | 3,843 | 16,494 | 16,468 | 161,349 | 6,776 | 201,482 | 199,020 |
| | 冷けん鋼管 Cold-drawn steel pipes and tubes | 12,392 | 2 | 385 | … | 11,369 | 1 | 8,134 | 8,134 |

### （2） 普通鋼熱間鋼管製法別生産内訳

Ordinary hot steel pipes and tubes classified by production process

（単位：t、Unit: t）

| 品目 Commodity | | | 生産 Production |
|---|---|---|---|
| 普通鋼 Ordinary steel | 熱間鋼管 Hot-steel pipes and tubes | 計 Total | **348,915** |
| | | 継目無鋼管 Seamless pipes and tubes | 44,452 |
| | | 鍛接鋼管 Butt welded pipes and tubes | 13,666 |
| | | 電縫鋼管 Electric-welded pipes and tubes | 224,838 |
| | | 電弧溶接鋼管 Arc-welded pipes and tubes | 65,959 |

### （3） 特殊鋼鋼管生産内訳（製法別・鋼種別）及び消費内訳（鋼種別）

Production (by manufacturing method/kind of steel ) and consumption of special steel pipes and tubes (by kind of steel)

（単位：t、Unit: t）

| 品目 Commodity | | | 計 Total | 工具鋼 Tool steel | 構造用鋼 Structural steel | | 特殊用途鋼 Steel for special purposes | | | | |
|---|---|---|---|---|---|---|---|---|---|---|---|
| | | | | 合金工具鋼 Alloy tool steel | 機械構造用炭素鋼 Carbon steel for machine structure | 構造用合金鋼 Alloy steel for structure | 軸受鋼 Bearing steel | ステンレス鋼 Stainless steel | 快削鋼 Free-cutting steel | 高抗張力鋼 High-tensile-strength steel | その他の特殊用途鋼 Other steel for special purposes |
| 生産内訳 Production | 熱間鋼管 Special hot-steel pipes and tubes | 計 Total | **189,831** | **－** | **3,300** | **55,003** | **7,446** | **29,654** | **－** | **94,332** | **96** |
| | | 継目無鋼管 Seamless pipes and tubes | **100,756** | － | 3,292 | 53,205 | 7,446 | 18,531 | － | 18,249 | 33 |
| | | 内ユージン・セジュルネ法 Ugine-Sejournet process | **5,916** | － | 15 | 79 | 204 | 5,585 | － | － | 33 |
| | | 電縫鋼管 Electric-welded pipes and tubes | **28,785** | － | － | 1,798 | － | 5,014 | － | 21,945 | 28 |
| | | 電弧溶接鋼管 Arc-welded pipes and tubes | **60,290** | － | 8 | － | － | 6,109 | － | 54,138 | 35 |
| | 冷けん鋼管 Cold-drawn steel pipes and tubes | | **12,392** | － | 100 | 3,009 | 5,711 | 3,085 | － | 445 | 42 |
| 熱間鋼管冷けん用消費 Consumption of hot-steel pipes and tubes for cold-drawn | | | **16,468** | － | 1,026 | 4,972 | 5,135 | 4,842 | － | 467 | 26 |

### （4） 原材料（鋼管専業者分）

Raw materials (by manufacturers specializing in steel pipes and tubes)

（単位：t、Unit: t）

| 品目 Commodity | | 消費 Consumption | 在庫 Inventory |
|---|---|---|---|
| 合計 Grand total | | **328,016** | **258,909** |
| 普通鋼 Ordinary steel | 計 Total | **259,114** | **214,460** |
| | 管材 Rounds for tubes | 25,026 | 15,315 |
| | 厚板 Heavy plates | 15,377 | 5,606 |
| | 鋼帯 Steel strips | 200,052 | 174,815 |
| | 磨帯鋼 Cold-rolled narrow strips | 944 | 751 |
| | 亜鉛めっき鋼板 Galvanized sheets | 17,715 | 17,973 |
| 特殊鋼 Special steel | 計 Total | **68,902** | **44,449** |
| | 管材 Rounds for tubes | 43,617 | 24,205 |
| | 厚板 Heavy plates | 384 | 93 |
| | 鋼帯 Steel strips | 24,901 | 20,151 |

### （5） 特殊鋼鋼管用原材料の鋼種別消費内訳（鋼管専業者分）

Consumption of raw materials for special steel pipes and tubes (by manufacturers specializing in steel pipes and tubes)

（単位：t、Unit: t）

| 鋼種 Kind of steel | | 消費 Consumption | |
|---|---|---|---|
| | | 厚板 Heavy plates | 鋼帯 Steel stripss |
| 計 Total | | **384** | **24,901** |
| 構造用鋼 Structural steel | 機械構造用炭素鋼 Carbon steel for machine | － | － |
| | 構造用合金鋼 Alloy steel for structure | － | 1,928 |
| 特殊用途鋼 Steel for special purposes | ステンレス鋼 Stainless steel | 347 | 11,429 |
| | 高抗張力鋼 High-tensile-strength steel | － | 11,544 |
| | その他の特殊用途鋼 Other steel for special purposes | 37 | － |

注：管材を除く。

Note: Tube materials are excluded.

## 10. 磨棒鋼、線類、鋳鉄管 Cold-finished steel bars, wires, cast iron pipes and tubes

(1) 受払 Receipts and shipments （単位:t、Unit: t）

| 品目 Commodity | | | 生産 Production | 消費 Consumption | 出荷 Shipments 販売 Sales | 出荷 Shipments その他 Others | 在庫 Inventory |
|---|---|---|---|---|---|---|---|
| 普通鋼 Ordinary steel | 冷間仕上鋼材 Cold-finished steel | 磨棒鋼 Cold-finished bars | 12,017 | 226 | 11,713 | 84 | 19,562 |
| | | 鉄線 Steel wires | 48,937 | 16,629 | 31,693 | 6 | 30,305 |
| | | 冷間圧造用炭素鋼線 Carbon steel wires for cold heading and cold forging | 24,860 | 409 | 23,929 | 935 | 7,334 |
| | | 硬鋼線 Hard-drawn wires | 24,065 | 11,489 | 12,995 | 158 | 7,653 |
| | | 溶接棒心線 Core wires for welding rods | 16,649 | 16,676 | 1 | − | 5,399 |
| | めっき鋼材 Coasted steel | 針金 Galvanized steel wires | 6,092 | 186 | 5,861 | − | 13,120 |
| | | 亜鉛めっき硬鋼線 Galvanized hard-drawn wires | 7,494 | 4,885 | 2,748 | 44 | 3,676 |
| 特殊鋼 Special steel | 冷間仕上鋼材 Cold-finished steel | 磨棒鋼 Cold-finished bars | 57,808 | 942 | 55,849 | 1,422 | 37,763 |
| | | PC鋼線 PC wires | 4,807 | 3,628 | 1,247 | − | 672 |
| | | ピアノ線 Piano wires | 3,386 | − | 3,457 | − | 2,532 |
| | | ステンレス鋼線 Stainless steel wires | 5,919 | 112 | 5,689 | 63 | 4,264 |
| | | 冷間圧造用炭素鋼線 Carbon steel wires for cold heading and cold forging | 54,698 | 2,244 | 52,500 | 1,708 | 10,272 |
| | | その他の特殊鋼線 Other special steel wires | 33,097 | 2,687 | 29,381 | 2,593 | 8,920 |
| 鋳鉄管 Cast iron pipes and tubes | | | 22,833 | … | 27,666 | 116 | 82,074 |

## 11. 鉄鋼加工製品 Secondary steel products

(1) 受払 Receipts and shipments （単位:t、Unit: t）

| 品目 Commodity | | 生産 Production | 出荷 Shipments 販売 Sales | 出荷 Shipments その他 Others | 在庫 Inventory |
|---|---|---|---|---|---|
| 鋼索 Wire ropes | | 30,941 | 21,153 | 10,661 | 26,708 |
| （内鋼より線）Strand wires | | (23,974) | (14,224) | (10,166) | (13,131) |
| PC鋼より線 PC strand wires | | 3,924 | 3,963 | − | 5,001 |
| 金網 Wire netting | 一般金網 General wire netting | 2,912 | 3,043 | 27 | 2,624 |
| | 蛇かご Wire cylinders | 586 | 636 | − | 1,653 |
| | 溶接金網 Welded wire netting | 15,058 | 15,361 | 142 | 8,970 |
| 鉄くぎ Steel nails | 鉄丸くぎ Round wire nails | 601 | 593 | 1 | 1,388 |
| | 特殊くぎ Special wire nails | 3,239 | 3,410 | − | 2,674 |
| 電気溶接棒 Electrical welding rods | | 21,633 | 20,402 | 89 | 11,564 |
| ドラム缶 Steel drums | | 27,314 | 27,366 | − | 3,075 |
| 18リットル缶 18 ℓ cans | | 15,952 | 15,367 | 258 | 4,605 |
| 食缶 Food cans | | 46,808 | 39,082 | 11,761 | 28,477 |
| 一般缶 General cans | | 5,912 | 5,791 | 94 | 7,691 |

注:（ ）内は鋼より線で内数。

Note: Figures in ( ) are those of stranded steel wire and are included in the main figures.

(2) 鋳鉄管用原材料 Raw materials for cast iron pipes and tubes （単位:t、Unit: t）

| 品目 Commodity | 受入 Receipts | 発生 Generation | 消費 Consumption 鋳鉄管用 For cast iron pipes and tubes | 消費 Consumption その他 Others | 在庫 Inventory |
|---|---|---|---|---|---|
| 銑鉄 Pig iron | 2,012 | … | 2,290 | 5 | 9,846 |
| 銑くず Pig iron scrap | 2,021 | 2,239 | 3,670 | 322 | 6,365 |
| 鋼くず Steel scrap | 19,602 | − | 19,705 | 69 | 18,294 |

## 12 原材料 Raw materials

(1) 受払 Receipts and shipments

(単位:t、Unit: t)

| 原材料名 Kind of raw material | | 受入 Receipts | | 生産又は発生 Production and generation | 消費 Consumption | | 月末在庫 Inventory |
|---|---|---|---|---|---|---|---|
| | | 購入 Purchase | その他 Others | | 鉄鋼部門 Iron and steel section | その他 Others | |
| 銑くず Pig iron scrap | | 43,757 | 2,737 | 30,107 | 65,521 | 1,141 | 204,399 |
| 鋼くず(溶解用) Melting steel scrap | 計 Total | **1,861,731** | **125,197** | **976,035** | **3,047,191** | **58,405** | **2,742,552** |
| | 炭素鋼くず Carbon steel scrap | 1,773,232 | 109,076 | 857,365 | 2,844,591 | 54,908 | 2,396,787 |
| | 合金鋼くず Alloy steel scrap | 88,499 | 16,121 | 118,670 | 202,600 | 3,497 | 345,765 |

注:鋳鉄管業者分を除く。
Note: Figures relating to cast iron pipe business proprietors are excluded.

(2) 鉄鋼部門消費内訳 Consumption of iron and steel sections

(単位:t、Unit: t)

| 原材料名 Kind of raw material | | 合計 Total | 焼結用 For sintering | 製銑用 For iron-making | フェロアロイ用 For ferro-alloys | 製鋼用 For steel-making | | |
|---|---|---|---|---|---|---|---|---|
| | | | | 高炉 Blast furnaces | | 計 Total | 転炉 LD converters | 電気炉 Electric furnaces |
| 銑くず Pig iron scrap | | **65,507** | – | 1,547 | 54 | **63,906** | 25,938 | 37,968 |
| 鋼くず(溶解用) Melting steel scrap | 計 Total | **3,045,537** | **5,576** | **50,166** | **–** | **2,989,795** | **1,112,241** | **1,877,554** |
| | 炭素鋼くず Carbon steel scrap | **2,842,937** | 5,576 | 50,166 | – | **2,787,195** | 1,067,221 | 1,719,974 |
| | 合金鋼くず Alloy steel scrap | **202,600** | – | – | – | **202,600** | 45,020 | 157,580 |

注:鋳鉄管業者分を除く。
Note: Figures relating to cast iron pipe business proprietors are excluded.

（22年8月分）

## 13. 労務 Labor

（単位：人、Unit: persons）

| 区分 Classification | 月末従業者数 Number of employees at month-end | |
|---|---|---|
| | 2010年7月 | 2010年8月 |
| 合 計 Total | **160,063** | **159,803** |
| 鉄鋼部門 Iron and steel sections | 100,726 | 100,730 |
| 鉄鋼加工製品部門 Iron and steel products sections | 13,436 | 13,356 |
| その他の部門 Other sections | 45,901 | 45,717 |

（22年8月分）

## 14. 設備 Equipment

（能力：t/年、Capacity: t/Year）

| 区分 | | | 2010年7月 | 2010年8月 |
|---|---|---|---|---|
| 製 銑 Iron manufacturing | 計 Total | 能力 Capacity | **(3,112,376)** **90,924,972** | **(2,668,376)** **90,924,972** |
| | 高炉 Blast furnaces | 基数 Number | 28 | 28 |
| | | 能力 Capacity | 89,798,472 | 89,798,472 |
| | その他の炉 Other furnaces | 基数 Number | 3 | 3 |
| | | 能力 Capacity | 1,126,500 | 1,126,500 |
| 製 鋼 Steel manufacturing | 計 Total | 能力 Capacity | **(3,540,150)** **132,369,599** | **(3,540,150)** **132,369,599** |
| | 転炉 LD converters | 基数 Number | 64 | 64 |
| | | 能力 Capacity | 89,511,522 | 89,511,522 |
| | 電気炉 Electric furnaces | 基数 Number | 346 | 346 |
| | | 能力 Capacity | 42,858,077 | 42,858,077 |
| 連 続 鋳 造 機 Continuous casting machinery | | 基数 Number | 134 | 134 |
| | | 能力 Capacity | 123,447,900 | 123,447,900 |
| 熱間圧延鋼材用圧延機 Hot rolling mill | | 基数 Number | 168 | 168 |
| | | 能力 Capacity | 150,502,800 | 150,502,800 |
| 冷延広幅帯鋼圧延機 Cold strip mill | | 基数 Number | 60 | 60 |
| | | 能力 Capacity | 34,752,000 | 34,752,000 |

注：1.平成15年1月より設備能力算定式及び係数を変更した。
2.本設備の基数及び能力には休止中のものを含む。ただし、将来廃棄を予定して休止中のもの並びに休止中のもので再使用するには更新に近い大改造を必要とするものは除く。
3.製銑設備及び製鋼設備の「計」欄の（ ）内の数値は休止中の設備能力で内数。

Notes: 1. The formula for calculating plant capacity and the coefficient were changed in Jan. 2003.
2. The number of units and the capacities of facilities include those of facilities out of action. However, facilities out of action in expectation of future winding-up of business and facilities out of operation and requiring major reconstruction bordering on renewal for reuse are excluded.
3. Figures in brackets in the columns of "total" of pig-iron-producing and steel-producing facilities are capacities of facilities out of operation and are included in the main figures.

＜非鉄金属編＞

## 1.非 鉄 金 属 Non-ferrous metals

（22年8月分）

### （1）製 品 Products

| 品目 Commodity | 単位 Unit | 生産 Production | 受入 Receipts | 消費 Consumption | 出荷 Shipments 販売 Sales 数量 Quantity | 出荷 Shipments 販売 Sales 金額（百万円） Value (million yen) | 出荷 Shipments その他 Others | 月末在庫 Inventory |
|---|---|---|---|---|---|---|---|---|
| 電気金 Electrolytic gold | g | 10,840,625 | … | − | 10,376,249 | 29,122 | − | 6,329,491 |
| 電気銀 Electrolytic silver | kg | 139,440 | … | 684 | 145,102 | 6,738 | − | 68,006 |
| 粗銅 Blister copper | t | 152,340 | … | 134,612 | 86 | 60 | 17,693 | − |
| 電気銅 Electrolytic copper | 〃 | 130,101 | 17,468 | 21,197 | 113,692 | 63,041 | 6,626 | 42,029 |
| 銅ケーク Copper cake | 〃 | 20,765 | − | 5,888 | 14,895 | 9,901 | − | 4,818 |
| 銅ビレット Copper billets | 〃 | 5,526 | − | 1,296 | 4,537 | 3,019 | − | 1,497 |
| 粗鉛（副産粗鉛含む） Lead bullion (including crude lead sub-product ) | 〃 | 23,292 | … | 19,998 | 3,461 | 784 | − | 2,344 |
| 電気鉛 Electrolytic lead | 〃 | 18,961 | − | 494 | 15,300 | 2,881 | − | 13,917 |
| 亜鉛計 Zinc total | 〃 | 47,108 | − | − | 47,201 | 7,871 | − | 14,319 |
| 電気亜鉛（精留亜鉛を含む） Electrolytic zinc (including reflux refined zinc) | 〃 | 35,096 | − | − | 36,820 | 5,813 | − | 8,909 |
| 蒸留亜鉛 Distilled zinc | 〃 | 12,012 | − | − | 10,381 | 2,058 | − | 5,410 |

### （2）原材料消費・在庫 Raw materials : Consumption/Inventory

#### ①粗銅用 Blister copper

| 区分 | 鉱量（乾量） Gross dry tons (t) | 含有金属量 Metal content 金 Gold (g) | 含有金属量 Metal content 銀 Silver (kg) | 含有金属量 Metal content 銅 Copper (t) | Classification |
|---|---|---|---|---|---|
| 消費 | 520,228 | 9,027,993 | 97,025 | 159,798 | Consumption |
| 銅鉱 | 408,746 | 5,209,657 | 30,823 | 113,230 | Copper ores |
| 粗銅 | 5,128 | 241,982 | 4,881 | 5,021 | Blister copper |
| スクラップ | 19,751 | 782,287 | 23,215 | 11,279 | Scrap |
| その他 | 86,603 | 2,794,067 | 38,106 | 30,268 | Others |
| 月末在庫 | 302,405 | 6,176,461 | 86,316 | 84,124 | Inventory |
| 銅鉱 | 245,311 | 3,156,566 | 19,829 | 67,473 | Copper ores |
| 粗銅 | 1,043 | 110,999 | 3,704 | 1,019 | Blister copper |
| スクラップ | 28,305 | 2,131,332 | 46,569 | 11,722 | Scrap |
| その他 | 27,746 | 777,564 | 16,214 | 3,910 | Others |

### ②電気銅用 Electrolytic copper

| 区分 | 鉱量(乾量) Gross dry tons (t) | 含有金属量 Metal content 金 Gold (g) | 銀 Silver (kg) | 銅 Copper (t) | Classification |
|---|---|---|---|---|---|
| 消費 | 160,742 | 9,843,698 | 94,452 | 159,548 | Consumption |
| ＊国内粗銅 | 160,692 | 9,141,798 | 90,549 | 159,537 | Blister copper, domestic |
| 金銀殿物等 | 41 | 701,900 | 3,903 | 4 | Cement gold and silver |
| その他 | 9 | − | − | 7 | Others |
| 月末在庫 | 40,954 | 3,607,704 | 36,050 | 38,083 | Inventory |
| ＊国内粗銅 | 36,730 | 2,229,804 | 21,510 | 36,491 | Blister copper, domestic |
| 金銀殿物等 | 4,222 | 1,377,900 | 14,540 | 1,590 | Cement gold and silver |
| その他 | 2 | − | − | 2 | Others |

注:国内粗銅には①表に記載してある海外粗銅を再精製し、生産された粗銅を含む。
Note:″ Blister copper, domestic″ marked with ″＊″, includes the blister copper obtained by re-smelting the imported blister copper mentioned in ① table.

### ③粗鉛用 Lead

| 区分 Classification | 鉱量(乾量) Gross dry tons (t) | 含有金属量 Metal content 金 Gold (g) | 銀 Silver (kg) | 銅 Copper (t) | 鉛 Lead (t) |
|---|---|---|---|---|---|
| 消費 Consumption | 29,987 | 235,990 | 47,266 | 95 | 19,008 |
| 鉛鉱 Lead ores | 14,164 | 16,477 | 38,626 | 78 | 9,117 |
| スクラップ Scrap | 12,378 | 144,717 | 4,143 | 15 | 8,229 |
| その他 Others | 3,445 | 74,796 | 4,497 | 2 | 1,662 |
| 月末在庫 Inventory | 56,331 | 145,458 | 58,029 | 159 | 29,174 |
| 鉛鉱 Lead bullion | 35,497 | 12,119 | 50,703 | 70 | 21,707 |
| スクラップ Scrap | 13,482 | 59,297 | 2,940 | 85 | 4,726 |
| その他 Others | 7,352 | 74,042 | 4,386 | 4 | 2,741 |

注:ISP製錬による原料を含み、副産粗鉛の原料は含まない。
Note: Includes materials obtained by ISP smelting, and does not include materials for lead bullion obtained as by-products.

### ④電気鉛用 Electrolytic lead

| 区分 Classification | 鉱量(乾量) Gross dry tons (t) | 含有金属量 Metal content 金 Gold (g) | 銀 Silver (kg) | 銅 Copper (t) | 鉛 Lead (t) |
|---|---|---|---|---|---|
| 消費 Consumption | 20,182 | 132,848 | 60,288 | 20 | 20,113 |
| 粗鉛 Lead bullion | 19,698 | 132,848 | 60,288 | 20 | 19,633 |
| その他 Others | 484 | − | − | − | 480 |
| 月末在庫 Inventory | 2,220 | 6,472 | 5,421 | 10 | 2,178 |
| 粗鉛 Lead bullion | 1,953 | 6,472 | 5,419 | 10 | 1,913 |
| その他 Others | 267 | − | 2 | − | 265 |

### ⑤電気亜鉛用 Electrolytic zinc

| 区分 Classification | 鉱量(乾量) Gross dry tons (t) | 含有金属量 Metal content 金 Gold (g) | 銀 Silver (kg) | 銅 Copper (t) | 鉛 Lead (t) | 亜鉛 Zinc (t) |
|---|---|---|---|---|---|---|
| 消費 Consumption | 57,540 | 22,357 | 15,367 | 206 | 657 | 31,391 |
| 亜鉛鉱 Zinc ores | 51,916 | 22,357 | 15,367 | 206 | 657 | 27,522 |
| スクラップ Scrap | 91 | – | – | – | – | 90 |
| その他 Others | 5,533 | – | – | – | – | 3,779 |
| 月末在庫 Inventory | 77,883 | 14,021 | 27,375 | 245 | 668 | 39,180 |
| 亜鉛鉱 Zinc ores | 77,883 | 14,021 | 27,375 | 245 | 668 | 39,180 |
| スクラップ Scrap | – | – | – | – | – | – |
| その他 Others | – | – | – | – | – | – |

### ⑥蒸留亜鉛・精留亜鉛用 Distilled zinc/Reflux refined zinc

| 区分 Classification | 鉱量(乾量) Gross dry tons (t) | 含有金属量 Metal content 金 Gold (g) | 銀 Silver (kg) | 銅 Copper (t) | 鉛 Lead (t) | 亜鉛 Zinc (t) |
|---|---|---|---|---|---|---|
| 消費 Consumption | 30,715 | 9,315 | 8,146 | 235 | 960 | 15,257 |
| 亜鉛鉱 Zinc ores | 18,471 | 7,249 | 3,552 | 166 | 295 | 9,549 |
| スクラップ Scrap | 126 | – | – | – | – | 15 |
| その他 Others | 12,118 | 2,066 | 4,594 | 69 | 665 | 5,693 |
| 月末在庫 Inventory | 62,891 | 83,219 | 21,426 | 583 | 1,105 | 33,771 |
| 亜鉛鉱 Zinc ores | 56,814 | 82,276 | 19,072 | 500 | 1,036 | 30,762 |
| スクラップ Scrap | – | – | – | – | – | – |
| その他 Others | 6,077 | 943 | 2,354 | 83 | 69 | 3,009 |

注:蒸留亜鉛の原料にはISP製錬による原料を含む。
Note: Distilled zinc includes that obtained by ISP smelting.

## (3)労務 Labor

(単位:人、Unit: persons)

| 区分 Classification | 非鉄金属部門 Non-ferrous metal sections 金・銀 Gold/Silver | 銅 Copper | 鉛 Lead | 亜鉛 Zinc | 事業所 Total for the establishment |
|---|---|---|---|---|---|
| 月末常用従業者数 Number of employees at month-end | 255 | 1,165 | 402 | 640 | 5,330 |

注:鉱種別の分類は主体鉱種による。
Note: Classification of ores is based on the dominant ore body.

## (4)生産能力・稼働率 Production capacity/Operating ratio

(単位:t、%、 Units: t、%)

| 区分 Classification | 電気金 Electrolytic gold (kg) | 電気銀 Electrolytic silver (kg) | 粗銅 Blister copper | 電気銅 Electrolytic copper | 粗鉛 Lead bullion |
|---|---|---|---|---|---|
| 能力 Capacity | 16,100 | 233,000 | 153,800 | 136,283 | 28,450 |
| 稼働率 Operating ratio | 67.3 | 59.8 | 99.1 | 95.5 | 81.9 |

| 区分 Classification | 電気鉛 Electrolytic lead | 亜鉛 Zinc total |
|---|---|---|
| 能力 Capacity | 23,050 | 62,700 |
| 稼働率 Operating ratio | 82.3 | 75.1 |

注:亜鉛の能力には精留亜鉛の能力を含む。

## ２.アルミニウム Aluminum

(22年8月分)

（１）製品 Products

(単 位:t、Unit: t)

| 品目 Commodity | 生産 Production | 受入 Receipts | 消費 Consumption | 出荷 Shipments 販売 Sales 数量 Quantity | 出荷 Shipments 販売 Sales 金額(百万円) Value (million yen) | 出荷 Shipments その他 Others | 月末在庫 Inventory |
|---|---|---|---|---|---|---|---|
| 精製アルミニウム地金 High-grade aluminum metal | 4,080 | – | 1,593 | 2,332 | 930 | 66 | 2,142 |
| **アルミニウム合金地金計 Total of aluminum alloy ingots** | **21,581** | **37** | **…** | **22,435** | **5,166** | **132** | **12,038** |
| 鋳物用・ダイカスト用 For castings/die castings | 6,949 | 37 | … | 6,791 | 1,749 | 32 | 5,193 |
| その他用 For others | 14,632 | – | … | 15,644 | 3,417 | 100 | 6,845 |
| **アルミニウム二次地金計 Total of secondary aluminum ingots** | **9,498** | **617** | **…** | **9,517** | **1,745** | **825** | **2,766** |
| 脱酸用 For ingots for deoxidizing | 4,345 | 617 | … | 4,842 | 982 | 311 | 1,738 |
| その他用 For others | 5,153 | – | … | 4,675 | 764 | 514 | 1,028 |
| **アルミニウム二次合金地金計 Total of secondary aluminum alloy ingots** | **72,699** | **2,391** | **…** | **71,018** | **16,112** | **3,873** | **35,207** |
| 鋳物用・ダイカスト用 For castings/die castings | 64,913 | 1,645 | … | 66,113 | 15,173 | 1,539 | 29,816 |
| その他用 For others | 7,786 | 746 | … | 4,905 | 939 | 2,334 | 5,391 |
| アルミニウム粉 Aluminum powder | 1,032 | – | – | 1,071 | 1,283 | – | 1,600 |

（２）原材料 Raw materials

(単 位:t、Unit: t)

| 品目 | 消費 Consumption | 月末在庫 Inventory | Commodity |
|---|---|---|---|
| アルミニウム地金 | 26,176 | 10,340 | Total of aluminum metal |
| アルミニウム二次地金 | 21,194 | 21,505 | Secondary aluminum alloy ingots |
| アルミニウムのくず | 71,785 | 58,904 | Aluminum scrap and secondary alumium-base alloy scrap |
| アルミニウム滓（ドロス・灰） | 10,974 | 2,817 | Aluminum dross |
| 銅及び銅の故又はくず | 751 | 4,107 | Copper and copper scrap |

（３）労務 Labor

(単位:人、Unit: persons)

| 区分 Classification | 月末常用従業者数 Number of employees at month-end |
|---|---|
| アルミニウム部門 Aluminum sections | 3,229 |
| 事業所 Total for the establishment | 5,686 |

## ３．伸銅製品 Elongated copper products

（22年8月分）

（１）　製品　Products

（単位:t、Unit: t）

| 品目 Commodity | 生産 Production | 受入 Receipts | 消費 Consumption | 出荷 Shipments 販売 Sales 数量 Quantity | 金額(百万円) Value (million yen) | その他 Others | 月末在庫 Inventory |
|---|---|---|---|---|---|---|---|
| **合計 Total** | **65,743** | **369** | **1,036** | **64,252** | **52,888** | **478** | **29,517** |
| **銅製品計 Total of copper products** | **32,594** | **93** | **－** | **32,611** | **29,726** | **400** | **11,681** |
| 板 Plates and sheets | 1,008 | 17 | － | 1,058 | 973 | － | 683 |
| 条 Strips | 20,221 | 5 | － | 19,570 | 18,195 | 400 | 8,363 |
| 管 Pipes and tubes | 8,761 | 56 | － | 9,363 | 8,150 | － | 1,772 |
| 棒・線 Rods and bars/wires | 2,604 | 15 | － | 2,620 | 2,408 | － | 863 |
| **黄銅製品計 Total of brass products** | **28,270** | **205** | **958** | **26,639** | **16,848** | **78** | **13,981** |
| 板 Plates and sheets | 696 | 1 | 3 | 642 | 477 | － | 452 |
| 条 Strips | 9,310 | 6 | 60 | 8,644 | 6,059 | － | 4,369 |
| 管 Pipes and tubes | 755 | 1 | － | 759 | 706 | － | 67 |
| 棒 Rods and bars | 14,980 | 197 | 572 | 14,344 | 7,918 | 78 | 6,974 |
| 線 Wires | 2,529 | － | 323 | 2,250 | 1,688 | － | 2,119 |
| **その他の伸銅製品計 Total of other non-ferrous metal products** | **4,879** | **71** | **78** | **5,002** | **6,313** | **－** | **3,855** |
| 板・条 Plates and sheets/strips | 4,265 | 70 | 13 | 4,457 | 5,836 | － | 3,524 |
| 棒・線 Rods and bars/wires | 614 | 1 | 65 | 545 | 477 | － | 331 |

（２）－１　原材料 Raw materials

| 品目 Commodity | 単位 Unit | 生産（発生） Production (by-production) | 消費 Consumption | 月末在庫 Inventory |
|---|---|---|---|---|
| 電気銅 Electrolytic copper | t | … | 31,246 | 5,369 |
| 銅の故又はくず Copper scrap | t | 13,216 | 12,141 | 6,338 |
| 銅合金の故又はくず Copper base alloy scrap | t | 14,703 | 25,802 | 9,118 |
| 亜鉛 Zinc | t | … | 4,517 | 1,743 |
| 再生亜鉛 Re-melted zinc | t | 190 | 694 | 319 |

（２）－２ 電力・燃料　Electricity / Fuel

| 区分 | 単位 Unit | 消費 Consumption | Classification |
|---|---|---|---|
| 電力 | 1000KWh | 109,569 | Electricity |
| 灯油 | Kl | 433 | Kerosene |
| 重油 | Kl | 230 | Heavy fuel oil |
| 液化石油ガス | t | 2,087 | Liquefied petroleum gas |
| 都市ガス | $1000m^3$ | 4,652 | City gas |

（３）　労務　Labor

（単位：人、 Unit： persons）

| 区分 | 月末常用従業者数 Number of employees at month-end | Classification |
|---|---|---|
| 伸銅部門 | 7,781 | Elongated copper sections |
| 事業所 | 18,162 | Total for the establishment |

（４）　生産能力・稼働率　Production capacity / Operating ratio

| 区分 | 単位 Unit | 伸銅品 Elongated copper product | Classification |
|---|---|---|---|
| 生産能力 | t | 96,335 | Production capacity |
| 稼働率 | % | 68.2 | Operating ratio |

## 4. アルミニウム圧延製品 Aluminum mill products

(22年8月分)

(1) 製品 Products (単位:t、Unit: t)

| 品目 Commodity | 生産 Production | 受入 Receipt | 消費 Consumption | 出荷 Shipments 販売 Sales 数量 Quantity | 金額(百万円) Value(million yen) | その他 Others | 月末在庫 Inventory |
|---|---|---|---|---|---|---|---|
| **合計(はくを除く) Total (excluding foils)** | **152,289** | **2,107** | **32,543** | **122,983** | **55,272** | **2,361** | **49,043** |
| **板製品 Flat rolled products** | **93,957** | **509** | **3,278** | **93,958** | **36,775** | **607** | **38,877** |
| 板 Plates and sheets | 11,562 | 199 | − | 12,363 | 5,533 | 145 | 5,430 |
| 円板 Circles | 1,732 | − | − | 1,855 | 1,242 | 11 | 788 |
| 条 Strips | 80,663 | 310 | 3,278 | 79,740 | 30,000 | 451 | 32,659 |
| **押出製品 Extruded products** | **58,332** | **1,598** | **29,265** | **29,025** | **18,497** | **1,754** | **10,166** |
| 管 Pipes and tubes | 4,386 | − | 145 | 4,087 | 3,045 | 135 | 1,023 |
| 棒・線 Rods and bars/wires | 4,029 | 976 | 20 | 4,906 | 2,106 | 237 | 1,818 |
| 形材 Shapes and profiles | 49,917 | 622 | 29,100 | 20,032 | 13,346 | 1,382 | 7,325 |
| **はく Foils** | **9,586** | **510** | **−** | **9,599** | **8,944** | **514** | **5,461** |

(2)-1 原材料 Raw materials (単位:t、Unit: t)

| 品目 | 生産(発生) Production (by-production) | 消費 Consumption | 月末在庫 Inventory | Commodity |
|---|---|---|---|---|
| アルミニウム地金 | 24,123 | 99,257 | 57,877 | Aluminum ingots |
| アルミニウム合金地金 | 160,972 | 202,692 | 74,811 | Aluminum alloy ingots |
| アルミニウム二次地金 | 513 | 14,603 | 4,644 | Secondary aluminum ingots |
| アルミニウムくず | 111,971 | 118,686 | 47,184 | Aluminum scrap |

(2)-2 電力・燃料 Electricity/Fuel

| 区分 | 単位 Unit | 消費 Consumption | Classification |
|---|---|---|---|
| 電力 | 1000kWh | 210,768 | Electricity |
| 灯油 | kl | 3,700 | Kerosene |
| 重油 | kl | 5,196 | Heavy fuel oil |
| 液化石油ガス | t | 3,025 | Liquefied petroleum gas |
| 液化天然ガス | t | 7,798 | Liquefied natural gas |
| 都市ガス | 1000㎥ | 8,005 | City gas |

(3) 労務 Labor (単位:人、Unit: persons)

| 区分 | 月末常用従業者数 Number of employees at month-end | Classification |
|---|---|---|
| アルミニウム圧延部門 | 13,029 | Aluminum mill sections |
| 事業所 | 28,110 | Total for the establishment |

(4) 生産能力・稼働率 Production capacity/Operating ratio

| 区分 | 能力(t/月) Capacity (t/month) | 稼働率(%) Operating ratio (%) | Classification |
|---|---|---|---|
| **アルミニウム圧延製品(はくを除く)** | **205,822** | **74.0** | **Aluminum mill products (excluding foils)** |
| 板、円板、条 | 120,120 | 78.2 | Plates and sheets, circles, strips |
| 管、棒・線、形材 | 85,702 | 68.1 | Pipes and tubes, rods and bars/wires, shapes and profiles |
| **アルミニウムはく** | **11,855** | **80.9** | **Aluminum foils** |

## ５．電線・ケーブル、光ファイバ製品　Electric wires/cables, and Optical fiber products

(22年8月分)

(1)-1 製　品 Products

| 品目 Commodity | 単位 Unit | 生産 Production | 受入 Receipts | 出荷 Shipments 販売 Sale 数量 Quantity | 金額(百万円) Value (million yen) | その他 Others | 月末在庫 Inventory |
|---|---|---|---|---|---|---|---|
| **銅裸線（電線メーカー向け心線）** Bare copper wires (for electric wire manufactures) | 導体t metal core tons | **35,088** | **2,568** | **33,432** | **16,834** | **3,890** | **5,820** |
| **銅線（完成品）合計** Copper wires (complete) total | 〃 | **47,276** | **19,680** | **54,095** | **100,592** | **15,075** | **43,513** |
| 裸線（ユーザー向け） Bare copper wires (for users) | 〃 | 5,014 | 429 | 4,780 | 3,823 | 637 | 1,018 |
| **絶縁電線計** Insulated wires total | 〃 | **42,262** | **19,251** | **49,315** | **96,769** | **14,438** | **42,495** |
| 巻線 Winding wires | 〃 | 9,500 | 6,839 | 9,883 | 9,210 | 7,468 | 10,075 |
| 機器用電線 Appliance wires | 〃 | 3,338 | 176 | 3,450 | 13,146 | 182 | 3,678 |
| 輸送機器用電線 Wires and cables for transportation | 〃 | 3,652 | 2,911 | 3,611 | 30,786 | 2,925 | 1,026 |
| 通信用電線・ケーブル Telecommunication wires/cables | 〃 | 1,842 | 329 | 2,185 | 4,162 | 296 | 5,327 |
| 電力用電線・ケーブル Power wires/cables | 〃 | 12,731 | 7,206 | 18,300 | 24,683 | 2,513 | 11,789 |
| その他の絶縁電線 Miscellaneous insulated wires and cables | 〃 | 11,199 | 1,790 | 11,886 | 14,782 | 1,054 | 10,600 |
| **アルミニウム線** Aluminum wires | 〃 | **2,946** | **414** | **2,277** | **1,514** | **1,258** | **1,020** |
| **光ファイバ製品** Optical fiber products | kmｺｱ km core | **2,672,142** | **11,347** | **2,668,681** | **8,744** | **23,573** | **647,392** |
| **通信用ケーブル計** Total of telecommunication cables | 〃 | **868,295** | **11,347** | **868,528** | … | **18,450** | **404,118** |
| 光ﾌｧｲﾊﾞｹｰﾌﾞﾙ(通信複合ｹｰﾌﾞﾙを含む) Optical fiber cables (including telecommunication composite cables) | 〃 | 856,249 | 11,345 | 856,927 | … | 18,342 | 395,069 |
| その他の光ケーブル Other optical fiber products | 〃 | 12,046 | 2 | 11,601 | … | 108 | 9,049 |
| **光ファイバ心線(ユーザー向け)** Optical fiber core wires (for users) | 〃 | **1,803,847** | **－** | **1,800,153** | … | **5,123** | **243,274** |

（１）－２ 光ファイバ製品販売先内訳　Sales breakdown by industrial sector of Optical fiber products

| 品目 Commodity | 単位 Unit | 合計 Total | 通信･電力業 Telecommunications /electric power companies | 建設・設備施工業 Construction/ facility installation industries | 電気機械工業 Electrical machinery | 輸送機械工業 Transport equipment | その他 Others |
|---|---|---|---|---|---|---|---|
| **光ファイバ製品** Optical fiber products | kmｺｱ km core | **2,668,681** | **515,312** | **111,734** | **63,965** | **4** | **1,977,666** |
| **通信用ケーブル計** Total of telecommunication cables | 〃 | **868,528** | **511,808** | **111,632** | **37,195** | **4** | **207,889** |
| 光ﾌｧｲﾊﾞｹｰﾌﾞﾙ(通信複合ｹｰﾌﾞﾙを含む) Optical fiber cables (including telecommunication composite cables) | 〃 | **856,927** | 508,449 | 111,580 | 31,830 | 3 | 205,065 |
| その他の光ケーブル Other optical fiber products | 〃 | **11,601** | 3,359 | 52 | 5,365 | 1 | 2,824 |
| **光ファイバ心線(ユーザー向け)** Optical fiber core wires (for users) | 〃 | **1,800,153** | **3,504** | **102** | **26,770** | **－** | **1,769,777** |

（２）－１ 電線・ケーブル原材料　Raw materials of Electric wires/cables　（単位:t、Unit:t）

| 品目 Commodity | 生産（発生） Production (by-production) | 消費 Consumption | 月末在庫 Inventory |
|---|---|---|---|
| 電気銅 Electrolytic copper | … | 50,074 | 4,021 |
| さお銅 Copper wire bars | 208 | 197 | 118 |
| 銅荒引線 Copper wire rods | 42,126 | 61,192 | 14,945 |
| 銅の故又はくず Copper scrap | 5,231 | 10,644 | 9,992 |

（２）－２ 電力・燃料　Electricity/Fuel

| 区分 | 消費 Consumption 電線・ケーブル部門 Electric wires/cables section | | 光ファイバ部門 Optical fiber section | | Classification |
|---|---|---|---|---|---|
| 電力 | 113,455 | (1000kwh) | 14,184 | (1000kwh) | Electricity |
| 灯油 | 246 | (kl) | 5,188 | (l) | Kerosene |
| 重油 | 509 | (kl) | － | (l) | Heavy fuel oil |
| 液化石油ガス | 1,313 | (t) | … | | Liquefied petroleum gas |
| 都市ガス | 1,508 | (1000m$^3$) | … | | City gas |

（３） 労務　Labor　（単位：人、 Unit：persons）

| 区分 | 月末常用従業者数 Number of employees at month-end | Classification |
|---|---|---|
| 電線・ケーブル部門 | 17,887 | Electric wires/cables sections |
| 光ファイバ部門 | 3,022 | Optical fiber sections |
| 事業所 | 33,630 | Total for the establishment |

（４） 生産能力・稼働率　Production capacity/Operating ratio

| 区分 Classification | 単位 Unit | 生産能力 Production capacity | 稼働率(%) Operating ratio(%) |
|---|---|---|---|
| 銅裸線 Bare copper wires | 導体t metal core tons | 69,893 | 57.4 |
| 銅絶縁電線 Copper insulated wires | 〃 | 83,586 | 50.6 |
| アルミニウム線 Aluminum wires | 〃 | 13,783 | 21.4 |
| 通信用ケーブル光ファイバ製品 Optical fiber products for telecommunication cables | kmｺｱ km core | 1,636,231 | 53.1 |

## ６．非鉄金属製品（高純度多結晶シリコン、シリコンウエハ、はんだ、銅合金塊）

Non-ferrous metal products (High-purity polycrystal silicon, silicon wafers, solders and copper alloy ingots)

（１） 製品 Products (22年8月分)

| 品目 Commodity | 単位 Unit | 生産 Production | 受入 Receipts | 消費 Consumption | 出荷 Shipments 販売 Sales 数量 Quantity | 出荷 Shipments 販売 Sales 金額（百万円） Value (million yen) | 出荷 Shipments その他 Others | 月末在庫 Inventory |
|---|---|---|---|---|---|---|---|---|
| **高純度多結晶シリコン High - purity polycrystal silicon** | **kg** | **413,470** | **-** | **1,038** | **509,327** | **3,130** | **10** | **1,722,439** |
| **シリコンウエハ計 Silicon wafers** | **㎡** | **279,658** | **186,899** | **-** | **303,227** | **44,037** | **160,878** | **125,396** |
| 〃 | ($10^3$sq. in.) | (433,646) | (289,808) | (-) | (470,195) | … | (249,461) | (194,445) |
| ５インチ（１２５ｍｍ）以下 ＜５in. | ㎡ | 11,248 | 12,455 | - | 15,925 | … | 7,708 | 8,791 |
| 〃 | ($10^3$sq. in.) | (17,442) | (19,312) | (-) | (24,697) | … | (11,951) | (13,634) |
| ６インチ（１５０ｍｍ） ６in. | ㎡ | 30,636 | 24,790 | - | 36,300 | … | 17,515 | 11,297 |
| 〃 | ($10^3$sq. in.) | (47,505) | (38,440) | (-) | (56,287) | … | (27,161) | (17,520) |
| ８インチ（２００ｍｍ） ８in. | ㎡ | 74,762 | 47,789 | - | 77,482 | … | 41,553 | 28,301 |
| 〃 | ($10^3$sq. in.) | (115,929) | (74,102) | (-) | (120,146) | … | (64,433) | (43,882) |
| １２インチ（３００ｍｍ）以上 12in. ＜ | ㎡ | 163,012 | 101,865 | - | 173,520 | … | 94,102 | 77,007 |
| 〃 | ($10^3$sq. in.) | (252,770) | (157,954) | (-) | (269,065) | … | (145,916) | (119,409) |
| **はんだ Solders** | **t** | **1,754** | **7** | **1** | **1,596** | **5,445** | **6** | **2,181** |
| **銅合金塊 Copper alloy ingots** | **t** | **6,626** | **82** | **69** | **6,566** | **4,174** | **103** | **2,339** |

注: （ ）内は、「sq. in. 」単位の数値である。「sq. in. 」とはスクエアインチを表し、「sq. in. 」単位の数値に換算係数を乗じたものが「㎡」単位の数値である。

Note: Figures in "sq. in."(square inches) are shown in parentheses. Figures in "㎡" are obtained by multiplying the figures in square meter by conversion factors.

（２） 原材料 Raw materials

| 品目 Commodity | 単位 Unit | 生産（発生） Production (by-production) | 消費 Consumption | 月末在庫 Inventory |
|---|---|---|---|---|
| 鉛 Lead | t | … | 147 | 232 |
| 再生鉛 Re-melted lead | t | 1 | 15 | 13 |
| 鉛の故又はくず Lead scrap | t | 6 | 37 | 47 |

（３） 労務 Labor （単位：人、 Unit: persons)

| 区分 Classification | 月末常用従業者数 Number of employees at month-end |
|---|---|
| 高純度多結晶シリコン、シリコンウエハ、はんだ、銅合金塊部門 High-purity polycrystal silicon,silicon wafers, solders, and copper alloy ingots sections | 10,996 |
| 事業所 Total for the establishment | 37,111 |

## 7. 軽金属板製品 Light metal plate products

（22年8月分）

### （1）製品 Products

（単位:t、Unit:t）

| 品目 Commodity | 生産 Production | 受入 Receipts | 出荷 Shipments 販売 Sales 数量 Quantity | 出荷 Shipments 販売 Sales 金額（百万円） Value (million yen) | 出荷 Shipments その他 Others | 月末在庫 Inventory |
|---|---|---|---|---|---|---|
| **合計 Total** | **32,790** | **5,409** | **32,651** | **33,756** | **6,950** | **30,787** |
| **日用品 Daily necessities** | **93** | **7** | **102** | **249** | **6** | **666** |
| **産業用品計 For industry** | **32,697** | **5,401** | **32,549** | **33,507** | **6,944** | **30,121** |
| 電気器具用品 Parts for electric equipment | 260 | － | 247 | 418 | － | 87 |
| 船舶・車両用品 Parts for ships/vehicles | 458 | － | 435 | 1,127 | － | 227 |
| **飲料用缶計 Cans for beverages** | **30,745** | **5,353** | **30,648** | **29,372** | **6,885** | **29,678** |
| 缶体 Can bodies | 22,371 | 2,421 | 22,484 | 20,594 | 3,113 | 16,183 |
| 缶ふた Can lids | 8,375 | 2,932 | 8,164 | 8,778 | 3,772 | 13,495 |
| その他の産業用品 Others | 1,234 | 48 | 1,219 | 2,590 | 60 | 128 |
| ＊産業用アルミニウム製品 ＊Industrial aluminum | 1,952 | 48 | 1,901 | 4,135 | 60 | 443 |

注：＊産業用アルミニウム製品は、電気器具用品、船舶・車両用品、その他産業用品の計である。

### （2） 労務 Labor

（単位:人、Unit: persons）

| 区分 | 月末常用従業者数 Number of employees at month-end | 月間実働延人員 Monthly total number of employees | Classification |
|---|---|---|---|
| 軽金属板製品部門 | 5,053 | 92,623 | Light metal plate products sections |
| 事業所 | 9,873 | … | Total for the establishment |

### （3） 生産能力 Production capacity

| 区分 | 単位 Unit | 飲料用缶 Cans for beverages 缶体 Can bodies | 飲料用缶 Cans for beverages 缶ふた Can lids | Classification |
|---|---|---|---|---|
| 能力 | t | 26,595 | 10,975 | capacity |

# 〈金属製品編〉
Fabricated metals

## 1. 鉄構物及び架線金物
Steel structures and transmission line hardware

### (1)-1製品 Products

(22年8月分)

| 品目 Commodity | 生産 Production 重量・数量 weight/Quantity (t),($10^3$n) | 金額(百万円) Value (million yen) |
|---|---|---|
| **鉄構物** | **137,527 t** | **36,832** |
| **Steel structures** | | |
| 鉄骨 | 95,308(〃) | 16,800 |
| Structural steel frames | | |
| 軽量鉄骨 | 13,060(〃) | 3,202 |
| Light structural steel frames | | |
| 橋りょう(陸橋・水路橋・海洋橋等) | 22,022(〃) | 13,357 |
| Steel bridges (highway bridges/aqueduct bridges/other steel briges) | | |
| 鉄塔(送配電用・通信用・照明用・広告用等) | 4,454(〃) | 1,457 |
| Steel towers (transmission/radio/lighting/advertising, etc) | | |
| 水門(水門巻上機を含む) | 1,717(〃) | 1,786 |
| Water gates (including water gate winches) | | |
| 鋼管(ベンディングロールで成型したものに限る) | 966(〃) | 230 |
| Steel pipes (only those formed by bending rollers) | | |
| **架線金物** | **14,894(千個)** | **3,994** |
| **Transmission line hardware** | **($10^3$n)** | |
| 送変電用 | 1,358(〃) | 413 |
| For transmission lines and substations | | |
| 配電用 | 6,896(〃) | 2,276 |
| For distribution lines | | |
| 通信線路用・電車線用 | 6,640(〃) | 1,305 |
| For communications/electric railways | | |

### (1)-2生産内訳及び月間進ちょく量 Production breakdown and amount of progress per month

**橋りょう(陸橋・水路橋・海洋橋等)** Steel bridges (highway bridges/aqueduct bridges/other steel briges)

| 品目 ＼ 項目 | 生産 Production 重量 Weight (t) |
|---|---|
| 2,000t未満 Less than 2,000t | 18,896 |
| 2,000t以上 2,000t and over | 3,126 |
| 2,000t以上の製品の進ちょく量の合計 Amount of progress in products exceeding 2,000t | 4,519 |

### (2)労務 Labor

単位:人、Unit:Persons

| 区分 Classification | 月末常用従業者数 Number of employees at month-end | 月間実働延人員 Monthly total number of employees |
|---|---|---|
| 鉄構物及び架線金物部門 Steel structures and transmission line hardware sections | 17,639 | 347,424 |
| 事業所 Total for the establishment | 37,080 | … |

## 2. ばね

Springs

### (1)製品 Products

(22年8月分)

| 品目 Commodity | 生産 Production 重量(t) Weight (t) | 生産 Production 金額(百万円) Value (million yen) | 受入 Receipts 重量(t) Weight (t) | 出荷 Shipments 販売 Sales 重量(t) Weight (t) | 出荷 Shipments 販売 Sales 金額(百万円) Value (million yen) | 出荷 Shipments その他 Others 重量(t) Weight (t) | 月末在庫 Inventory 重量(t) Weight (t) |
|---|---|---|---|---|---|---|---|
| **ばね** | **33,245** | **24,137** | **3,125** | **35,686** | **25,738** | **265** | **20,981** |
| Springs | | | | | | | |
| かさね板ばね | 6,277 | 1,803 | 2,049 | 7,824 | 2,101 | 22 | 9,009 |
| Leaf springs | | | | | | | |
| つるまきばね | 7,695 | 1,981 | 62 | 7,618 | 1,961 | 86 | 3,101 |
| Coil springs | | | | | | | |
| ねじり棒ばね | 4,662 | 1,753 | − | 4,859 | 1,919 | 7 | 3,765 |
| Torsion bar springs | | | | | | | |
| **線ばね** | **7,221** | **8,288** | **290** | **7,515** | **8,880** | **22** | **2,843** |
| **Wire springs** | | | | | | | |
| 自動車用(シート用ばねを除く) Wire springs for automobiles (excluding seat springs) | 4,166 | 4,326 | 167 | 4,318 | 4,593 | 21 | 2,331 |
| その他の線ばね(機械用・シート用ばねを含む) Other wire springs | 3,054 | 3,962 | 123 | 3,196 | 4,287 | 1 | 512 |
| うす板ばね | 6,511 | 9,744 | 487 | 6,714 | 10,245 | 129 | 1,880 |
| Flat springs | | | | | | | |
| ばね座金 | 879 | 567 | 237 | 1,156 | 632 | − | 383 |
| Washer springs | | | | | | | |

### (2)労務 Labor

単位:人、Unit:Persons

| 区分 Classification | 月末常用従業者数 Number of employees at month-end | 月間実働延人員 Monthly total number of employees |
|---|---|---|
| ばね部門 Springs sections | 11,903 | 211,270 |
| 事業所 Total for the establishment | 17,563 | … |

## 3. 弁及び管継手
Valves and pipe fittings

### (1)製品 Products

(22年8月分)

| 品目 Commodity | 生産 Production 数量(千個) Quantity ($10^3$n) | 重量(t) Weight (t) | 金額(百万円) Value (million yen) |
|---|---|---|---|
| **バルブ及びコック Valves and cocks** | **7,538** | **12,027** | **30,771** |
| **一般用バルブ及びコック General valves and cocks** | **1,821** | **5,937** | **12,779** |
| ステンレス鋼製(自動調整弁・高温高圧弁を除く) Made of stainless steel (excluding control valves/high-temperature, high-pressure valves) | 439 | 600 | 5,285 |
| 鋳鋼・鍛鋼製 ( 〃 ) Made of cast steel/forged steel (excluding control valves and high-temperature, high-pressure valves) | 39 | 566 | 1,271 |
| 鋳鉄製(自動調整弁を除く) Made of cast iron (excluding control valves) | 282 | 4,066 | 4,544 |
| 青銅・黄銅製( 〃 ) Made of bronze/brass (excluding control valves) | 1,062 | 704 | 1,679 |
| 高温高圧弁(自動調整弁を除き圧力6.5MPa以上で温度350℃以上のものに限る) High-temperature, high-pressure valves | 1 | 158 | 503 |
| **自動調整弁 Control valves** | **2,292** | **3,909** | **9,706** |
| **自力式 Self-contained control valves** | **897** | **1,637** | **3,301** |
| 安全弁・スチームトラップ Safety valves/steam traps | 169 | 384 | 1,410 |
| その他の自力式 Other self-contained control valves | 728 | 1,253 | 1,891 |
| **他力式 Power drive control valves** | **1,395** | **2,272** | **6,406** |
| 電磁弁 Solenoid operated valves | 956 | 1,285 | 3,299 |
| その他の他力式 Other power drive control valves | 440 | 986 | 3,107 |
| **給排水栓類 Plumbing fixtures** | **3,424** | **2,023** | **7,783** |
| 給水栓(便器洗浄弁・ボールタップ・排水用トラップを含む) Faucets (including flush valves/ball taps/traps) | 2,095 | 1,385 | 6,439 |
| 止水栓・分水栓 Stop cocks/snap cocks | 1,329 | 638 | 1,343 |
| **管継手(フランジ形を含む) Pipe fittings (including flange type)** | **20,160** | **8,166** | **6,496** |
| 可鍛鋳鉄製 Made of malleable iron castings | 10,624 | 2,814 | 1,856 |
| 鋼管製 Made of steel pipes and tubes | 6,376 | 4,797 | 3,402 |
| 非鉄金属製 Made of non-ferrous metals | 3,160 | 555 | 1,238 |

### (2)労務 Labor

単位:人、Unit:Persons

| 区分 Classification | 月末常用従業者数 Number of employees at month-end | 月間実働延人員 Monthly total nummber of employees |
|---|---|---|
| 弁及び管継手部門 Valves and pipe fittings sections | 15,213 | 293,568 |
| 事業所 Total for the establishment | 37,141 | … |

## 4. 空気動工具、作業工具、のこ刃、機械刃物及び自動車用機械工具

Pneumatic tools, machinist hand tools, saw blades, knives for machines and machine tools for automobiles

### (1)製品 Products

(22年8月分)

| 品目 Commodity | 生産 Production 数量・重量 Quantity/Weight ($10^3$n),(n),(t) | 生産 Production 金額(百万円) Value (million yen) | 販売 Sales 数量・重量 Quantity/Weight ($10^3$n),(n),(t) | 販売 Sales 金額(百万円) Value (million yen) | 月末在庫 Inventory 数量・重量 Quantity/Weight ($10^3$n),(n),(t) |
|---|---|---|---|---|---|
| **空気動工具 Pneumatic tools** | **102,408(台)** | **1,761** | **103,480(台)** | **2,012** | **195,425(台)** |
| **作業工具 Machinist hand tools** | **8,254(千個)** ($10^3$n) | **3,029** | **8,363(千個)** ($10^3$n) | **3,060** | **12,188(千個)** ($10^3$n) |
| レンチ・スパナ Wrenches spanners | 3,548 (〃) | 1,003 | 3,550 (〃) | 1,010 | 7,643 (〃) |
| プライヤ・ペンチ(ニッパー等を含む) Pliers cutting pliers (including cutting nippers) | 540 (〃) | 341 | 542 (〃) | 368 | 577 (〃) |
| ドライバ(硬鋼線使用のものに限る) Screwdrivers (only those used hard drawn steel wires) | 3,373 (〃) | 300 | 3,500 (〃) | 328 | 2,299 (〃) |
| その他の作業工具(注を参照) Other machinist hand tools | 793 (〃) | 1,384 | 770 (〃) | 1,354 | 1,669 (〃) |
| **のこ刃 Saw blades** | **172(t)** | **542** | **174(t)** | **578** | **67(t)** |
| **機械刃物 Knives for industry (machines)** | **954(〃)** | **1,636** | **881(〃)** | **1,879** | **1,022(〃)** |
| 鋼板せん断用刃物(シャーブレード) Shear blades | 83(〃) | 197 | 93(〃) | 209 | 65(〃) |
| 合板機械用・木工機械用刃物 Knives for veneer machinery/for wood-working machinery | 373(〃) | 625 | 352(〃) | 624 | 518(〃) |
| その他の機械刃物 Other knives for industry (machines) | 497(〃) | 814 | 436(〃) | 1,046 | 439(〃) |
| **自動車用機械工具 Machine tools for automobiles** | **977(個)** | **684** | **…** | **…** | **…** |
| 洗浄機器 Cleaning equipment | 738(〃) | 647 | … | … | … |
| 公害測定機器 Pollution measuring machines and instruments | 239(〃) | 37 | … | … | … |

注. その他の作業工具には、金床、ﾊﾟｲﾌﾟねじ切器、ﾎﾞﾙﾄｸﾘｯﾊﾟ、ﾊﾟｲﾌﾟｶｯﾀ、手動研磨機、ﾗﾁｪｯﾄﾎﾞｰﾙ、手廻しﾀｯﾌﾟﾎﾙﾀﾞ、携帯電気ﾄﾞﾘﾙ用ﾁｬｯｸ、ﾄｰﾁﾗﾝﾌﾟ、ﾊﾝﾄﾞﾄﾞﾘﾙ、ﾊﾝﾄﾞ溶接切断機、万力等が含まれる。

Note: Other machinist hand tools include anvils, die stocks (for pipe threading), bolt clippers, pipe cutters, hand grinders, ratchet bores (hand bores), hand tap holders, chucks for portable electric drill, blow torch, hand drills, vices, etc.

### (2)労務 Labor

単位:人、Unit:Persons

| 区分 Classification | 月末常用従業者数 Number of employees at month-end | 月間実働延人員 Monthly total number of employees |
|---|---|---|
| 空気動工具、作業工具、のこ刃、機械刃物及び自動車用機械工具部門 Pneumatic tools, machinist hand tools, saw blades, knives for machines and machine tools for automobiles sections | 6,707 | 126,072 |
| 事業所 Total for the establishment | 15,403 | … |

## 5. ガス機器、石油機器及び太陽熱温水器

Gas and oil equipment for cooking, boiling and heating, and solar water heaters

(22年8月分)

### (1)製品　Products

| 品目 Commodity | 生産 Production 数量(台) Quantity (n) | 生産 Production 金額(百万円) Value (million yen) | 受入 Receipts 数量(台) Quantity (n) | 出荷 Shipments 販売 Sales 数量(台) Quantity (n) | 出荷 Shipments 販売 Sales 金額(百万円) Value (million yen) | 出荷 Shipments その他 Others 数量(台) Quantity (n) | 月末在庫 Inventory 数量(台) Quantity (n) |
|---|---|---|---|---|---|---|---|
| **ガス機器** | **680,312** | **27,883** | **114,147** | **654,977** | **24,525** | **114,177** | **892,221** |
| **Gas appliances** | | | | | | | |
| ガスこんろ(液化石油ガスこんろ、普通鋳物製七輪を除く) | 331,666 | 8,068 | 35,722 | 322,992 | 8,145 | 43,624 | 464,977 |
| Gas cooking appliances | | | | | | | |
| ガスオーブン (対流ファン付を含む) | 3,493 | 343 | 1,356 | 3,518 | 430 | 1,683 | 2,671 |
| Gas ovens | | | | | | | |
| ガスレンジ(二口以上のこんろとオーブンを組合わせたもの) | 128 | 14 | 943 | 1,040 | 55 | − | 439 |
| Gas ranges with ovens | | | | | | | |
| **ガス湯沸器** | **150,030** | **4,995** | **50,946** | **156,075** | **5,177** | **42,030** | **180,966** |
| **Gas-fired water heaters** | | | | | | | |
| 瞬間形(元止式(給湯配管の出来ないもの)) | 31,071 | 370 | 16,154 | 19,487 | 284 | 16,218 | 84,517 |
| Instantaneous type (main stop system) | | | | | | | |
| 瞬間形(先止式(給湯配管の出来るもの))・貯湯形(注1) | 118,959 | 4,625 | 34,792 | 136,588 | 4,893 | 25,812 | 96,449 |
| Instantaneous type (end stop system)/storage type | | | | | | | |
| ガス温水給湯暖房機(注2) | 20,083 | 3,173 | 905 | 19,177 | 2,680 | 177 | 21,847 |
| Gas-fired water heaters and space heaters | | | | | | | |
| ガス風呂がま(バーナ付きの一体のものを含む) | 91,877 | 8,846 | 12,604 | 88,310 | 6,667 | 12,655 | 57,861 |
| Gas bath boilers | | | | | | | |
| ガスストーブ(排気筒のないもの) | 35,763 | 667 | − | 22,327 | 384 | − | 98,204 |
| Gas space heaters | | | | | | | |
| ガス温風暖房機(暖房方式が強制対流のもの) | 29,534 | 1,509 | − | 25,073 | 672 | 1,800 | 41,041 |
| Gas heaters with circulating fan | | | | | | | |
| ガス炊飯器(10l以下のもの) | 17,738 | 268 | 11,671 | 16,465 | 315 | 12,208 | 24,215 |
| Gas rice cookers (10l or less) | | | | | | | |
| **石油機器** | **438,772** | **7,602** | **46,486** | **252,362** | **5,713** | **45,407** | **1,743,763** |
| **Oil appliances** | | | | | | | |
| **石油ストーブ** | **399,287** | **4,411** | **39,602** | **208,716** | **2,269** | **39,110** | **1,676,113** |
| **Oil-burning space heaters** | | | | | | | |
| しん式(排気筒のないもの) | 147,597 | 1,121 | 15 | 132,906 | 948 | − | 506,174 |
| Wick type | | | | | | | |
| 気化式(排気筒のないもの) | 251,690 | 3,290 | 39,587 | 75,810 | 1,321 | 39,110 | 1,169,939 |
| Vaporizing type | | | | | | | |
| 石油温風暖房機(強制給排気・排気式) | 14,201 | 1,028 | 54 | 18,605 | 1,266 | 205 | 41,938 |
| Oil-burning warm air furnaces (forced intake/exhaust type) | | | | | | | |
| **石油温水給湯暖房機(注2)** | **25,284** | **2,163** | **6,830** | **25,041** | **2,178** | **6,092** | **25,712** |
| **Oil-fired water heaters and space heaters** | | | | | | | |
| 石油小形給湯機(注3) | 16,751 | 1,241 | 3,544 | 14,063 | 1,107 | 5,951 | 18,823 |
| Oil-burning water heaters for residential use | | | | | | | |
| 石油温水給湯機(注4) | 8,533 | 922 | 3,286 | 10,978 | 1,071 | 141 | 6,889 |
| Oil-burning water heaters | | | | | | | |
| 太陽熱温水器 | 1,989 | 168 | 1,629 | 3,926 | 326 | 34 | 968 |
| Solar water heaters | | | | | | | |

### (2)労務　Labor

| 区　分 Classification | 月末常用従業者数 Number of employees at month-end | 月間実働延人員 Monthly total number of employees |
|---|---|---|
| ガス機器、石油機器及び太陽熱温水器部門 Gas and oil equipment for cooking, boiling and heating, and solar water heaters sections | 12,775 | 242,996 |
| 事業所 Total for the establishment | 20,119 | … |

注1. 貯蔵形を含み、伝熱面積8㎡以下で0.1MPa以下のもの。

注2. 伝熱面積8㎡以下で0.1MPa以下及び伝熱面積2㎡以下で0.2MPa以下のもの。

注3. 急速加熱方式で熱交換器容量30l以下のもの。

注4. 石油小形給湯機以外の暖房・給湯に用いる石油温水小型ボイラのもの。

## 6. 粉末や金製品（超硬チップを除く）
Sintered products (excluding cemented carbide tips)

### (1)製品 Products

(22年8月分)

| 品　　目<br>Commodity | 生産<br>Production<br>重量(t)<br>Weight<br>(t) | 金額(百万円)<br>Value<br>(million yen) |
|---|---|---|
| **粉末や金製品** | **11,261** | **21,786** |
| **Sintered products** | | |
| **機械材料** | **7,424** | **9,977** |
| **Machine materials** | | |
| **軸受合金** | **498** | **1,036** |
| Bearings | | |
| 輸送機械用 | 295 | 557 |
| For transport equipment | | |
| その他用の軸受合金 | 203 | 479 |
| For others | | |
| **機械部品** | **6,879** | **8,508** |
| Machine parts | | |
| 輸送機械用 | 6,312 | 7,308 |
| For transport equipment | | |
| その他用の機械部品 | 567 | 1,200 |
| For others | | |
| 摩擦材料 | 47 | 433 |
| Friction materials | | |
| 電気接点 | 6 | 213 |
| Sintered electric contact materials | | |
| **磁性材料** | **3,743** | **9,833** |
| **Magnetic materials** | | |
| 硬質 | 2,665 | 6,209 |
| Hard magnetic materials | | |
| 軟質 | 1,078 | 3,624 |
| Soft magnetic materials | | |
| その他の粉末や金製品(超硬ﾁｯﾌﾟを除く) | 89 | 1,762 |
| Other sintered products | | |

### (2)労務 Labor

単位：人、Unit：Persons

| 区　　分<br>Classification | 月末常用従業者数<br>Number of employees at month-end | 月間実働延人員<br>Monthly total number of employees |
|---|---|---|
| 粉末や金製品部門<br>Sintered products sections | 7,370 | 134,557 |
| 事　業　所<br>Total for the establishment | 121,027 | … |

## 7. 鍛工品 Forgings from billets and bars

（1） 製品 Products （22年8月分）

| 用途別 | 生産 Production 重量(t) Weight (t) | 生産 Production 金額（百万円） Value (million yen) | 消費 Consumption 重量(t) Weight (t) | By use |
|---|---|---|---|---|
| **鍛工品** | **159,210** | **41,109** | **21,745** | **Forgings from billets and bars** |
| **鉄系** | **155,695** | **37,680** | **x** | **Ferrous forgings** |
| **熱間鍛造品** | **148,813** | **36,012** | | **Hot forgings** |
| **型鍛造品** | **123,335** | **30,679** | | **Closed die forgings** |
| 産業機械・土木建設機械用 | 20,617 | 5,276 | … | For industrial machinery/engineering and construction machinery |
| 自動車用 | 95,085 | 22,872 | … | For automobiles |
| その他用の型鍛造品 | 7,633 | 2,531 | … | For others |
| **自由鍛造品** | **6,034** | **1,625** | | **Open die forgings** |
| 産業機械・土木建設機械用 | 3,016 | 895 | … | For industrial machinery/engineering and construction machinery |
| 輸送機械用 | 2,358 | 499 | … | For transport equipment |
| その他用の自由鍛造品 | 660 | 231 | … | For others |
| **リングロール品** | **19,444** | **3,709** | | **Ring rolling** |
| 産業機械・土木建設機械用 | 10,240 | 1,853 | … | For industrial machinery/engineering and construction machinery |
| 自動車用 | 5,534 | 1,061 | … | For automobiles |
| その他用のリングロール品 | 3,670 | 795 | … | For others |
| **冷間鍛造品** | **6,882** | **1,667** | | **Cold forgings** |
| 自動車用 | 5,657 | 1,437 | … | For automobiles |
| その他用の冷間鍛造品 | 1,225 | 231 | … | For others |
| **アルミニウム系** | **3,515** | **3,429** | **x** | **Aluminum forgings** |
| 自動車用 | 2,478 | 2,183 | … | For automobiles |
| その他用 | 1,036 | 1,246 | … | For others |
| **熱間鍛造品** | **2,312** | **2,404** | | **Hot forgings** |
| 自動車用 | 1,830 | 1,558 | … | For automobiles |
| その他用の熱間鍛造品 | 482 | 845 | … | For others |
| **冷間鍛造品** | **1,202** | **1,025** | | **Cold forgings** |
| 自動車用 | 648 | 625 | … | For automobiles |
| その他用の冷間鍛造品 | 554 | 400 | … | For others |

（2） 労務 Labor （単位:人、Unit: persons）

| 区　　分 | 月末常用従業者数 Number of employees at month-end | 月間実働延人員 Monthly total number of employees | Classification |
|---|---|---|---|
| 鍛工品部門 | 13,713 | 248,440 | Forgings from billets and bars sections |
| 事 業 所 | 131,748 | … | Total for the establishment |

## 8. 銑鉄鋳物
Iron castings

### (1)製品 Products

(22年8月分)

| 品目 Commodity | 生産 Production 重量(t) Weight (t) | 生産 Production 金額(百万円) Value (million yen) | 消費 Consumption 重量(t) Weight (t) | 販売 Sales 重量(t) Weight (t) | 月末在庫 Inventory 重量(t) Weight (t) |
|---|---|---|---|---|---|
| **銑鉄鋳物** | **259,370** | **57,016** | **82,293** | **179,301** | **93,351** |
| **Iron castings** | | | | | |
| **銑鉄鋳物(球状黒鉛鋳鉄を除く)** | **160,603** | **34,788** | **54,810** | **107,506** | **53,486** |
| **Iron castings (excluding ductile iron castings)** | | | | | |
| **一般・電気機械用** | **45,763** | **13,561** | **…** | **…** | **…** |
| **For general/electrical machinery** | | | | | |
| 産業機械器具用 | 21,914 | 5,312 | … | … | … |
| For industrial machine parts | | | | | |
| 金属工作・加工機械用 | 7,812 | 1,457 | … | … | … |
| For metal cutting/forming machinery | | | | | |
| その他の一般・電気機械用 | 16,037 | 6,792 | … | … | … |
| For others | | | | | |
| **輸送機械用** | **110,305** | **20,004** | **…** | **…** | **…** |
| **For transport equipment** | | | | | |
| 自動車用 | 99,518 | 18,283 | … | … | … |
| For automobiles | | | | | |
| その他の輸送機械用 | 10,787 | 1,721 | … | … | … |
| For others | | | | | |
| その他用の銑鉄鋳物 | 4,535 | 1,223 | … | … | … |
| For others | | | | | |
| **球状黒鉛鋳鉄** | **98,767** | **22,228** | **27,483** | **71,795** | **39,865** |
| **Ductile iron castings** | | | | | |
| **一般・電気機械用** | **27,044** | **6,973** | **…** | **…** | **…** |
| **For general/electrical machinery** | | | | | |
| 産業機械器具用 | 17,211 | 3,999 | … | … | … |
| For industrial machine parts | | | | | |
| 金属工作・加工機械用 | 750 | 162 | … | … | … |
| For metal cutting/forming machinery | | | | | |
| その他の一般・電気機械用 | 9,083 | 2,812 | … | … | … |
| For others | | | | | |
| **輸送機械用** | **64,970** | **13,364** | **…** | **…** | **…** |
| **For transport equipment** | | | | | |
| 自動車用 | 59,377 | 11,977 | … | … | … |
| For automobiles | | | | | |
| その他の輸送機械用 | 5,593 | 1,387 | … | … | … |
| For others | | | | | |
| その他用の球状黒鉛鋳鉄 | 6,753 | 1,891 | … | … | … |
| For others | | | | | |

### (2)原材料 Raw materials

単位:t 、Unit:t

| 品目 Commodity | 消費 Consumption |
|---|---|
| 銑鉄 Pig iron | 30,758 |
| 銑くず Pig iron scrap | 27,619 |
| 鋼くず Steel scrap | 175,935 |
| 返りくず Return scrap | 167,688 |

### (3)労務 Labor

単位:人、Unit:Persons

| 区分 Classification | 月末常用従業者数 Number of employees at month-end | 月間実働延人員 Monthly total number of employees |
|---|---|---|
| 銑鉄鋳物部門 Iron castings sections | 23,846 | 429,171 |
| 事業所 Total for the establishment | 192,821 | … |

## 9. 可鍛鋳鉄及び精密鋳造品
Malleable iron castings and precision castings

### (1)-1製品 Products

(22年8月分)

| 品目・用途別 By commodity/use | 生産 Production 重量 Weight (t), (kg) | 生産 Production 金額(百万円) Value (million yen) | 消費 Consumption 重量 Weight (t), (kg) |
|---|---|---|---|
| 可鍛鋳鉄 Malleable iron castings | 2,806(t) | 1,296 | 2,494(t) |
| **精密鋳造品 Precision castings** | **475,556(kg)** | **4,164** | **x** |
| ガスタービン用 For gas turbines | 59,866(〃) | 1,493 | … |
| 一般機械用 For general machinery | 86,668(〃) | 502 | … |
| 自動車用 For automobiles | 281,947(〃) | 1,573 | … |
| 航空機・武器用 For aircraft/weapons | 9,079(〃) | 216 | … |
| その他用の精密鋳造品 For others | 37,996(〃) | 381 | … |

### (1)-2材質別生産内訳 By material

| 区分 Classification | 生産 Production 重量(kg) Weight |
|---|---|
| **精密鋳造品 Precision castings** | 475,556 |
| 鋳鉄 Cast iron | 5,213 |
| 合金鋼・炭素鋼 Alloy steel/carbon steel | 313,746 |
| アルミニウム合金 Aluminum alloy | 49,763 |
| その他の非鉄合金 Other non-ferrous alloys | 106,834 |

### (2)原材料 Raw materials

単位:t、Unit:t

| 品目 Commodity | 消費 Consumption |
|---|---|
| 可鍛鋳鉄用 For malleable iron castings | |
| 銑鉄 Pig iron | 26 |
| 鋼くず Steel scrap | 3,189 |
| 返りくず Return scrap | 3,967 |

### (3)労務 Labor

単位:人、Unit:Persons

| 区分 Classification | 月末常用従業者数 Number of employees at mounth-end | 月間実働延人員 Monthly total number of employees |
|---|---|---|
| 可鍛鋳鉄部門 Malleable iron castings sections | 549 | 9,787 |
| 精密鋳造品部門 Precision castings sections | 2,169 | 38,982 |
| 事業所 Total for the establishment | 99,653 | … |

## 10. 非鉄金属鋳物　Non-ferrous metal castings

（1） 製品　Products　　（22年8月分）

| 用途別 | 生産 Production | | 消費 Consumption | By use |
|---|---|---|---|---|
| | 重量 (t) Weight (t) | 金額（百万円） Value (million yen) | 重量 (t) Weight (t) | |
| **銅・銅合金鋳物** | **6,087** | **7,510** | **1,823** | **Copper/copper alloy castings** |
| **一般機械用** | **3,859** | **4,573** | … | **For general machinery** |
| 産業機械器具用 | 1,140 | 1,475 | … | For industrial machinery |
| 軸受メタル用 | 643 | 843 | … | For bearing metal |
| バルブコック用（管継手用を含む） | 2,076 | 2,255 | … | For valves and cocks (including for pipe fittings) |
| 輸送機械用 | 1,441 | 2,006 | … | For transport equipment |
| その他用の銅・銅合金鋳物 | 787 | 931 | … | For others |
| **アルミニウム鋳物** | **28,251** | **19,284** | **13,640** | **Aluminum alloy castings** |
| 一般機械用 | 700 | 857 | … | For general machinery |
| **輸送機械用** | **26,667** | **17,523** | … | **For transport equipment** |
| 自動車用 | 26,267 | 16,732 | … | For automobiles |
| その他の輸送機械用 | 400 | 791 | … | For others |
| その他用のアルミニウム鋳物 | 884 | 905 | … | For others |

（2） 原材料　Raw materials　　（単位：t、Unit: t）

| 品　目 | 消費 Consumption | Commodity |
|---|---|---|
| 銅合金地金 | 5,837 | Copper-base alloy ingots |
| アルミニウム合金新地金 | 12,108 | Aluminum-base alloy ingots |
| アルミニウム二次合金地金 | 21,578 | Secondary aluminum-base alloy ingots |

（3） 労務　Labor　　（単位:人、Unit: persons）

| 区　分 | 月末常用従業者数 Number of employees at month-end | 月間実働延人員 Monthly total number of employees | Classification |
|---|---|---|---|
| 非鉄金属鋳物部門 | 11,220 | 204,252 | Non-ferrous metal castings sections |
| 事　業　所 | 152,363 | … | Total for the establishment |

## 11. ダイカスト Die castings

（1） 製品　Products　　（22年8月分）

| 用途別 | 生産 Production | | 消費 Consumption | By use |
|---|---|---|---|---|
| | 重量 (t) Weight (t) | 金額 (百万円) Value (million yen) | 重量 (t) Weight (t) | |
| **ダイカスト** | **70,093** | **42,385** | **21,829** | **Die castings** |
| **アルミニウム** | **67,782** | **38,691** | **21,008** | **Aluminum alloy die castings** |
| 一般機械用 | 3,146 | 2,551 | … | For general machinery |
| 電気機械用 | 1,378 | 1,589 | … | For electrical machinery |
| 自動車用 | 58,729 | 31,143 | … | For automobiles |
| 二輪自動車用 | 2,472 | 1,768 | … | For motorcycles |
| その他用のアルミニウム | 2,057 | 1,640 | … | For others |
| **亜鉛** | **1,946** | **3,328** | **822** | **Zinc alloy die castings** |
| 自動車用 | 1,098 | 2,643 | … | For automobiles |
| その他用の亜鉛 | 848 | 684 | … | For others |
| **その他** | **365** | **367** | … | **Other die castings** |

（2） 原材料　Raw materials

（単位：t、Unit: t）

| 品　目 | 消費 Consumption | Commodity |
|---|---|---|
| アルミニウム合金新地金 | 4,773 | Aluminum-base alloy ingots |
| アルミニウム二次合金地金 | 65,363 | Secondary aluminum-base alloy ingots |
| マグネシウム合金地金 | 236 | Magnesium-base alloy ingots |
| 亜鉛合金新地金 | 1,600 | Zinc-base alloy ingots |
| 亜鉛二次合金地金 | 304 | Secondary zinc-base alloy ingots |
| 銅合金地金 | 145 | Copper-base alloy ingots |

（3） 労務　Labor

（単位:人、Unit: persons）

| 区　分 | 月末常用従業者数 Number of employees at month-end | 月間実働延人員 Monthly total number of employees | Classification |
|---|---|---|---|
| ダイカスト部門 | 15,433 | 270,369 | Die castings sections |
| 事　業　所 | 206,156 | … | Total for the establishment |

# Ⅵ. 品目別接続係数について

対象事業所の見直し等に伴い、当年と前年の数値をそのまま比較できない品目があります。

下記の品目について、前年同月比を求める場合は、接続係数を前年の数値に乗じて計算してください。

また、複数月で接続係数がある品目については、その月の係数とその月以前の係数とを掛け合わせて計算してください。

平成20年12月以前の数値を使用して前年同月比を求める場合は、下記の係数を前の数値に乗じて計算してください。

| 調査票番号 | 調査票・品目名称 | 生産 | | | 出荷 | | 在庫 |
|---|---|---|---|---|---|---|---|
| 1020 | **鉄鋼月報（その2） 普通鋼熱間圧延鋼材** | 数量 | 重量 | 金額 | 重量 | 金額 | 重量 |
| 1020 | 鋼板 厚板 | | | | | | 1.016 |
| 1020 | 中板・薄板 | | | | | | 0.677 |
| | | | | | | | |
| 1070 | **鉄鋼月報（その7） 磨棒鋼・線類・鋳鉄管・鉄鋼加工製品** | 数量 | 重量 | 金額 | 重量 | 金額 | 重量 |
| 1070 | 鋼索 | | | | 0.687 | | |
| | | | | | | | |
| 2210 | **鉄構物及び架線金物月報** | 数量 | 重量 | 金額 | 数量 | 金額 | 数量 |
| 2210 | 鉄骨 | | 0.965 | 0.963 | | | |
| 2210 | 鉄塔 | | 0.948 | 0.932 | | | |
| 2210 | 架線金物 計 | 0.880 | | 0.938 | | | |
| 2210 | 送変電用 | 0.759 | | 0.888 | | | |
| 2210 | 配電用 | 0.885 | | 0.947 | | | |
| 2210 | 通信線路用・電車線用 | 0.904 | | 0.946 | | | |
| | | | | | | | |
| 2220 | **ばね月報** | 数量 | 重量 | 金額 | 重量 | 金額 | 重量 |
| 2220 | ばね計 | | 0.951 | | | | |
| 2220 | かさね板ばね | | 0.791 | 0.807 | | | |
| 2220 | 線ばね 計 | | 0.993 | | 0.994 | | 0.996 |
| 2220 | うす板ばね | | 0.996 | | 0.996 | | 0.854 |
| | | | | | | | |
| 2250 | **弁及び管継手月報** | 数量 | 重量 | 金額 | 重量 | 金額 | 重量 |
| 2250 | 一般用バルブ及びコック | | 0.999 | | | | |
| 2250 | 鋳鋼・鍛鋼製（自動調整弁・高温高圧弁を除く） | 0.936 | | | | | |
| 2250 | 自動調整弁 | | 0.997 | | | | |
| 2250 | 管継手 可鍛鋳鉄製 | | 0.984 | | | | |
| 2250 | 鋼管製 | | 1.003 | | | | |

| 調査票番号 | 調査票・品目名称 | 生産 | | | 出荷 | | 在庫 |
|---|---|---|---|---|---|---|---|
| 2260 | **空気動工具、作業工具、のこ刃、機械刃物及び自動車用機械月報** | 数量 | 重量 | 金額 | 数量 | 金額 | 数量 |
| 2260 | 空気動工具 | 0.898 | | | 0.899 | | |
| 2260 | 作業工具 | 0.975 | | | 0.970 | | 0.945 |
| 2260 | ドライバ（硬鋼線使用のものに限る） | 0.940 | | 0.931 | 0.932 | 0.923 | 0.776 |
| 2260 | その他の作業工具 | 0.962 | | | 0.961 | | 0.897 |
| | | 数量 | 重量 | 金額 | 重量 | 金額 | 重量 |
| 2260 | のこ刃 | | 0.772 | 0.933 | 0.777 | 0.928 | 0.786 |
| 2260 | 機械刃物 | | | | | | 0.604 |
| 2260 | 合板機械用・木工機械用 | | | | | | 0.465 |
| 2260 | その他の機械刃物 | | | | 0.962 | | 0.958 |
| | | | | | | | |
| 2270 | **ガス機器、石油機器及び太陽熱温水器月報** | 数量 | 重量 | 金額 | 数量 | 金額 | 数量 |
| 2270 | ガス湯沸器　計 | | | | | | 0.999 |
| 2270 | ガス風呂がま | 0.998 | | | 0.999 | | 0.996 |
| 2270 | 石油温風暖房機 | | | 0.968 | | 0.960 | 0.916 |
| 2270 | 石油温水給湯暖房機　計 | | | | | | 0.755 |
| 2270 | 石油小形給湯機 | | | | | | 0.884 |
| 2270 | 石油温水給湯機 | | | | | | 0.422 |
| 2270 | 太陽熱温水器 | 0.816 | | 0.849 | 0.868 | 0.887 | 0.775 |
| | | | | | | | |
| 2510 | **粉末や金製品月報（超硬チップを除く）** | 数量 | 重量 | 金額 | 重量 | 金額 | 重量 |
| 2510 | 機械材料　計 | | 1.003 | | | | |
| 2510 | 機械部品　その他用の機械部品 | | | 1.112 | | | |
| 2510 | その他の粉末や金製品（超硬チップを除く） | | 1.043 | | | | |
| | | | | | | | |
| 2520 | **鍛工品月報** | 数量 | 重量 | 金額 | 重量 | 金額 | 重量 |
| 2520 | 鉄系　計 | | 0.997 | | | | |
| 2520 | 熱間鍛造品　自由鍛造品　産業機械・土木建設機械用 | | 0.957 | 0.958 | | | |
| | | | | | | | |
| 2530 | **銑鉄鋳物月報** | 数量 | 重量 | 金額 | 重量 | 金額 | 重量 |
| 2530 | 銑鉄鋳物　合計 | | 0.994 | | 0.993 | | 0.999 |
| 2530 | 銑鉄鋳物　一般・電気機械用　産業機械器具用 | | 0.965 | 0.960 | | | |
| 2530 | その他用の銑鉄鋳物 | | | 0.965 | | | |

| 調査票番号 | 調査票・品目名称 | 生産 | | | 出荷 | | 在庫 |
|---|---|---|---|---|---|---|---|
| 2550 | **非鉄金属鋳物月報** | 数量 | 重量 | 金額 | 重量 | 金額 | 重量 |
| 2550 | 銅・銅合金鋳物 | | 0.990 | | | | |
| 2550 | 一般機械用　産業機械器具用 | | 0.960 | 0.968 | | | |
| 2550 | アルミニウム鋳物 | | 0.999 | | | | |
| 2550 | 一般機械用 | | | 0.970 | | | |
| | | | | | | | |
| 2560 | **ダイカスト月報** | 数量 | 重量 | 金額 | 重量 | 金額 | 重量 |
| 2560 | アルミニウム　計 | | 0.998 | | | | |
| | | | | | | | |
| 5040 | **軽金属板製品月報** | 数量 | 重量 | 金額 | 重量 | 金額 | 重量 |
| 5040 | 日用品 | | 0.921 | | 0.870 | 0.889 | 0.956 |
| | | | | | | | |
| 9810 | **非鉄金属月報** | 数量 | 重量 | 金額 | 重量 | 金額 | 重量 |
| 9810 | 電気金 | | | | 1.108 | 1.131 | |
| 9810 | 電気銀 | | | | 1.173 | 1.196 | |
| 9810 | 電気銅 | | | | 1.461 | 1.518 | |
| 9810 | 銅ケーク | | | | 2.137 | 2.121 | |
| 9810 | 銅ビレット | | | | 1.905 | 1.891 | |
| 9810 | 亜鉛　計 | | | | 2.546 | 2.211 | |
| 9810 | 電気亜鉛 | | | | 3.123 | 2.786 | |
| 9810 | 蒸留亜鉛 | | | | 1.541 | 1.465 | |

平成21年5月以前の数値を使用して前年同月比を求める場合は、下記の係数を前の数値に乗じて計算してください。

| 調査票番号 | 調査票・品目名称 | 生産 | | | 出荷 | | 在庫 |
|---|---|---|---|---|---|---|---|
| 2220 | **ばね月報** | 数量 | 重量 | 金額 | 重量 | 金額 | 重量 |
| 2220 | 線ばね　計 | | 1.007 | | 1.007 | | |

平成21年8月以前の数値を使用して前年同月比を求める場合は、下記の係数を前の数値に乗じて計算してください。

| 調査票番号 | 調査票・品目名称 | 生産 | | | 出荷 | | 在庫 |
|---|---|---|---|---|---|---|---|
| 2540 | **可鍛鋳鉄及び精密鋳造品月報** | 数量 | 重量 | 金額 | 重量 | 金額 | 重量 |
| 2540 | 精密鋳造品　ガスタービン用 | | 0.880 | 0.956 | | | |
| 2540 | 自動車用 | | 1.047 | 1.085 | | | |
| 2540 | 航空機・武器用 | | 0.907 | 0.967 | | | |

平成21年12月以前の数値を使用して前年同月比を求める場合は、下記の係数を前の数値に乗じて計算してください。

| 調査票番号 | 調査票・品目名称 | 生産 | | | 出荷 | | 在庫 |
|---|---|---|---|---|---|---|---|
| 1070 | **鉄鋼月報（その7） 磨棒鋼・線類・鋳鉄管・鉄鋼加工製品** | 数量 | 重量 | 金額 | 数量 | 金額 | 数量 |
| 1070 | 蛇かご | | | | | | 0.915 |
| | | | | | | | |
| 2210 | **鉄構物及び架線金物月報** | 数量 | 重量 | 金額 | 数量 | 金額 | 数量 |
| 2210 | 鉄骨 | | 0.997 | | | | |
| 2210 | 軽量鉄骨 | | 1.017 | 1.056 | | | |
| 2210 | 架線金物 計 | 0.999 | | | | | |
| 2210 | 送変電用 | | | 0.870 | | | |
| | | | | | | | |
| 2220 | **ばね月報** | 数量 | 重量 | 金額 | 重量 | 金額 | 重量 |
| 2220 | 線ばね 計 | | 1.010 | | 1.010 | | 1.013 |
| | | | | | | | |
| 2250 | **弁及び管継手月報** | 数量 | 重量 | 金額 | 重量 | 金額 | 重量 |
| 2250 | 一般用バルブ及びコック | | 1.004 | | | | |
| 2250 | ステンレス鋼製（自動調整弁・高温高圧弁を除く） | | 1.043 | | | | |
| 2250 | 自動調整弁 | | 0.999 | | | | |
| 2250 | 管継手 鋼管製 | | 1.001 | | | | |
| | | | | | | | |
| 2260 | **空気動工具、作業工具、のこ刃、機械刃物及び自動車用機械月報** | 数量 | 重量 | 金額 | 数量 | 金額 | 数量 |
| 2260 | 作業工具 | 1.004 | | | 1.024 | | 1.017 |
| 2260 | レンチ・スパナ | | | | 1.059 | 1.077 | |
| | | 数量 | 重量 | 金額 | 重量 | 金額 | 重量 |
| 2260 | のこ刃 | | 0.938 | | 0.941 | | |
| | | | | | | | |
| 2510 | **粉末や金製品月報（超硬チップを除く）** | 数量 | 重量 | 金額 | 重量 | 金額 | 重量 |
| 2510 | 磁性材料 計 | | 0.998 | | | | |
| | | | | | | | |
| 2520 | **鍛工品月報** | 数量 | 重量 | 金額 | 重量 | 金額 | 重量 |
| 2520 | 鉄系 計 | | 0.997 | | | | |
| 2520 | 熱間鍛造品 自由鍛造品 計 | | 0.951 | 0.970 | | | |
| 2520 | 熱間鍛造品 自由鍛造品 その他用の自由鍛造品 | | 0.721 | 0.850 | | | |
| 2520 | アルミニウム系 熱間鍛造品 その他用の熱間鍛造品 | | 0.955 | | | | |
| 2520 | 冷間鍛造品 その他用の冷間鍛造品 | | 1.589 | 1.264 | | | |

| 調査票番号 | 調査票・品目名称 | 生産 | | | 出荷 | | 在庫 |
|---|---|---|---|---|---|---|---|
| 2530 | **銑鉄鋳物月報** | 数量 | 重量 | 金額 | 重量 | 金額 | 重量 |
| 2530 | 銑鉄鋳物　合計 | | 0.999 | | 0.998 | | |
| 2530 | 球状黒鉛鋳鉄　一般・電気機械用　金属工作・加工機械用 | | | 0.954 | | | |
| | | | | | | | |
| 2550 | **非鉄金属鋳物月報** | 数量 | 重量 | 金額 | 重量 | 金額 | 重量 |
| 2550 | アルミニウム鋳物 | | 0.999 | | | | |
| 2550 | 一般機械用 | | | 0.970 | | | |
| | | | | | | | |
| 2560 | **ダイカスト月報** | 数量 | 重量 | 金額 | 重量 | 金額 | 重量 |
| 2560 | アルミニウム　計 | | 1.001 | | | | |
| | | | | | | | |
| 5040 | **軽金属板製品月報** | 数量 | 重量 | 金額 | 重量 | 金額 | 重量 |
| 5040 | 合計 | | 1.039 | | 1.041 | | |
| 5040 | 産業用品　計 | | 1.039 | | 1.041 | | |
| 5040 | 産業用アルミニウム製品 | | 2.014 | | 2.052 | 1.146 | 1.061 |
| 5040 | 船舶・車両用品 | | | | | | 1.169 |
| 5040 | その他の産業用品 | | 4.772 | | 5.212 | 1.253 | |
| | | | | | | | |
| ＊ 9070 | **非鉄金属製品月報（アルミニウム圧延製品）** | 数量 | 重量 | 金額 | 数量 | 金額 | 重量 |
| ＊ 9070 | 合計（はくを除く） | | | | | | 0.644 |
| ＊ 9070 | 板製品 | | | | | | 0.581 |
| ＊ 9070 | 板 | | | | | | 0.554 |
| ＊ 9070 | 円板 | | | | | | 0.746 |
| ＊ 9070 | 条 | | | | | | 0.584 |

＊は、平成22年8月分にて係数が発生しています。

平成22年4月以前の数値を使用して前年同月比を求める場合は、下記の係数を前の数値に乗じて計算してください。

| 調査票番号 | 調査票・品目名称 | 生産 | | | 出荷 | | 在庫 |
|---|---|---|---|---|---|---|---|
| 2220 | **ばね月報** | 数量 | 重量 | 金額 | 重量 | 金額 | 重量 |
| 2220 | 線ばね　計 | | 1.005 | | | | |
| 2220 | その他の線ばね（機械用・シート用ばねを含む） | | | | | | 0.898 |
| | | | | | | | |
| 9080 | **非鉄金属製品（電線・ケーブル）、光ファイバ製品月報** | 生産能力 | | | 生産実績 | | |
| 9080 | 通信用ケーブル光ファイバ製品 | 1.032 | | | | | |

平成22年5月以前の数値を使用して前年同月比を求める場合は、下記の係数を前の数値に乗じて計算してください。

| | | | |
|---|---|---|---|
| 9080 | 非鉄金属製品（電線・ケーブル）、光ファイバ製品月報 | 生産能力 | 生産実績 |
| 9080 | 銅絶縁電線 | 0.996 | |

平成22年6月以前の数値を使用して前年同月比を求める場合は、下記の係数を前の数値に乗じて計算してください。

| 調査票番号 | 調査票・品目名称 | 生産 | | | 出荷 | | 在庫 |
|---|---|---|---|---|---|---|---|
| 2260 | 空気動工具、作業工具、のこ刃、機械刃物及び自動車用機械月報 | 数量 | 重量 | 金額 | 数量 | 金額 | 数量 |
| 2260 | 作業工具 | | | | | | 0.985 |

平成22年7月以前の数値を使用して前年同月比を求める場合は、下記の係数を前の数値に乗じて計算してください。

| 調査票番号 | 調査票・品目名称 | 生産 | | | 出荷 | | 在庫 |
|---|---|---|---|---|---|---|---|
| 2270 | ガス機器、石油機器及び太陽熱温水器月報 | 数量 | 重量 | 金額 | 数量 | 金額 | 数量 |
| 2270 | ガス温風暖房機（暖房方式が強制対流のもの） | | | | | | 1.055 |
| 2270 | 石油機器 計 | | | | | 1.074 | |
| 2270 | 石油温風暖房機（強制給排気・排気式） | 1.236 | | 1.125 | 2.042 | 1.728 | 1.403 |
| 2270 | 石油温水給湯暖房機 | 1.007 | | | 1.010 | | 1.100 |
| 2270 | 石油小型給湯機 | | | | | | 1.036 |
| 2270 | 石油温水給湯機 | | | | | | 1.353 |
| | | | | | | | |
| 9050 | 非鉄金属製品月報（伸銅製品） | 生産能力 | | | 生産実績 | | |
| 9050 | 伸銅製品 | 1.001 | | | | | |

## 鉄鋼・非鉄金属・金属製品統計月報の公表値の修正について

一部事業所で誤報告があったため、過去に遡及し修正値をとりまとめましたので公表いたします。
なお、21年以前の修正値については、鉄鋼・非鉄金属・金属製品統計月報の9月分にて公表する予定です。

＜修　正　し　た　品　目＞

| 品　　目　　名 | 修　　正　　期　　間 | ページ |
|---|---|---|
| アルミニウム圧延製品 | 平成２２年１月～平成２２年７月 | 118 |
| ガス機器、石油機器及び太陽熱温水器 | 平成２２年１月～平成２２年７月 | 119 |

### ＜非鉄金属編＞

4.アルミニウム圧延製品

(1)製品欄のうち「月末在庫」

| 年　月 | アルミニウム圧延製品合計 | | アルミニウム板製品 | | 板 | | 円　板 | | 条 | |
|---|---|---|---|---|---|---|---|---|---|---|
| | 数量(t) | | 数量(t) | | 数量(t) | | 数量(t) | | 数量(t) | |
| | 修正前 | 修正後 | 修正前 | 修正後 | 修正前 | 修正後 | 修正前 | 修正後 | 修正前 | 修正後 |
| 平成21年度　(09FY) | 77,137 | 49,145 | 65,804 | 37,812 | 11,569 | 6,189 | 968 | 733 | 53,267 | 30,890 |
| 平成22年1～3月(Q1) | 77,137 | 49,145 | 65,804 | 37,812 | 11,569 | 6,189 | 968 | 733 | 53,267 | 30,890 |
| 平成22年4～6月(Q2) | 78,641 | 51,393 | 68,233 | 40,985 | 11,201 | 5,844 | 1,080 | 845 | 55,952 | 34,296 |
| 平成22年1月　(Jan) | 79,722 | 52,153 | 67,751 | 40,182 | 12,584 | 7,247 | 941 | 704 | 54,226 | 32,231 |
| 2　(Feb) | 77,260 | 49,406 | 65,506 | 37,652 | 11,963 | 6,582 | 883 | 648 | 52,660 | 30,422 |
| 3　(Mar) | 77,137 | 49,145 | 65,804 | 37,812 | 11,569 | 6,189 | 968 | 733 | 53,267 | 30,890 |
| 4　(Apr) | 75,902 | 48,904 | 64,585 | 37,587 | 11,861 | 6,473 | 1,092 | 858 | 51,632 | 30,256 |
| 5　(May) | 79,961 | 52,840 | 68,964 | 41,843 | 11,872 | 6,505 | 1,131 | 897 | 55,961 | 34,441 |
| 6　(Jun) | 78,641 | 51,393 | 68,233 | 40,985 | 11,201 | 5,844 | 1,080 | 845 | 55,952 | 34,296 |
| 7　(Jul) | 80,064 | 52,655 | 69,829 | 42,420 | 11,470 | 6,110 | 1,143 | 917 | 57,216 | 35,393 |

リンク係数は、116ページに掲載しています。

## ＜金属製品編＞

### 5.ガス機器、石油機器及び太陽熱温水器

#### (1)製品

ガス機器計

| 年 月 | 生 産 | | | | 出 荷 | | | | | | 月末在庫 | |
|---|---|---|---|---|---|---|---|---|---|---|---|---|
| | | | | | 販 売 | | | | その他 | | | |
| | 数量(台) | | 金額(百万円) | | 数量(台) | | 金額(百万円) | | 数量(台) | | 数量(台) | |
| | 修正前 | 修正後 | 修正前 | 修正後 | 修正前 | 修正後 | 修正前 | 修正後 | 修正前 | 修正後 | 修正前 | 修正後 |
| 平成22年1～3月(Q1) | 2,091,288 | 2,092,634 | 86,220 | 86,273 | 2,179,841 | 2,181,081 | 85,574 | 85,593 | 417,884 | 417,963 | 629,399 | 633,210 |
| 平成22年4～6月(Q2) | 1,981,244 | 2,014,029 | 80,669 | 82,246 | 1,813,240 | 1,832,060 | 72,379 | 72,618 | 380,397 | 380,757 | 803,641 | 821,057 |
| 平成22年1月 (Jan) | 655,252 | 655,252 | 24,639 | 24,639 | 655,998 | 656,340 | 27,039 | 27,045 | 134,809 | 134,820 | 735,771 | 739,202 |
| 2 (Feb) | 694,671 | 694,671 | 30,189 | 30,189 | 683,376 | 683,440 | 27,327 | 27,329 | 139,343 | 139,343 | 737,396 | 740,763 |
| 3 (Mar) | 741,365 | 742,711 | 31,392 | 31,445 | 840,467 | 841,301 | 31,208 | 31,219 | 143,732 | 143,800 | 629,399 | 633,210 |
| 4 (Apr) | 665,784 | 671,363 | 27,345 | 27,605 | 683,035 | 688,379 | 26,014 | 26,082 | 126,423 | 126,632 | 611,200 | 615,037 |
| 5 (May) | 603,540 | 612,273 | 24,445 | 24,856 | 531,484 | 536,819 | 21,758 | 21,826 | 121,804 | 121,808 | 691,078 | 698,309 |
| 6 (Jun) | 711,920 | 730,393 | 28,879 | 29,785 | 598,721 | 606,862 | 24,607 | 24,710 | 132,170 | 132,317 | 803,641 | 821,057 |
| 7 (Jul) | 695,023 | 718,198 | 28,792 | 29,951 | 666,385 | 674,412 | 26,994 | 27,096 | 129,163 | 129,518 | 834,189 | 866,398 |

ガス温水給湯暖房機

| 年 月 | 生 産 | | | | 出 荷 | | | | | | 月末在庫 | |
|---|---|---|---|---|---|---|---|---|---|---|---|---|
| | | | | | 販 売 | | | | その他 | | | |
| | 数量(台) | | 金額(百万円) | | 数量(台) | | 金額(百万円) | | 数量(台) | | 数量(台) | |
| | 修正前 | 修正後 | 修正前 | 修正後 | 修正前 | 修正後 | 修正前 | 修正後 | 修正前 | 修正後 | 修正前 | 修正後 |
| 平成22年1～3月(Q1) | 43,214 | 76,696 | 6,481 | 11,268 | 47,400 | 80,003 | 7,746 | 10,996 | 1,010 | 1,635 | 13,785 | 17,659 |
| 平成22年4～6月(Q2) | 36,528 | 62,935 | 6,094 | 9,223 | 36,217 | 62,370 | 6,428 | 9,076 | 533 | 802 | 16,415 | 20,274 |
| 平成22年1月 (Jan) | 13,633 | 26,122 | 2,005 | 3,779 | 15,730 | 27,650 | 2,316 | 3,483 | 220 | 296 | 14,151 | 18,264 |
| 2 (Feb) | 15,374 | 25,826 | 2,204 | 3,655 | 15,673 | 25,570 | 2,565 | 3,564 | 369 | 879 | 14,749 | 18,907 |
| 3 (Mar) | 14,207 | 24,748 | 2,272 | 3,834 | 15,997 | 26,783 | 2,865 | 3,949 | 421 | 460 | 13,785 | 17,659 |
| 4 (Apr) | 12,326 | 21,344 | 2,075 | 3,389 | 12,454 | 21,789 | 2,315 | 3,249 | 212 | 256 | 14,404 | 17,917 |
| 5 (May) | 11,958 | 20,037 | 2,033 | 2,453 | 11,213 | 19,072 | 1,972 | 2,777 | 146 | 247 | 15,861 | 19,493 |
| 6 (Jun) | 12,244 | 21,554 | 1,986 | 3,381 | 12,550 | 21,509 | 2,141 | 3,050 | 175 | 299 | 16,415 | 20,274 |
| 7 (Jul) | 11,620 | 21,723 | 1,828 | 3,365 | 12,582 | 22,661 | 2,154 | 3,177 | 149 | 199 | 16,380 | 20,213 |

ガス温風暖房機

| 年 月 | 生 産 | | | | 出 荷 | | | | | | 月末在庫 | |
|---|---|---|---|---|---|---|---|---|---|---|---|---|
| | | | | | 販 売 | | | | その他 | | | |
| | 数量(台) | | 金額(百万円) | | 数量(台) | | 金額(百万円) | | 数量(台) | | 数量(台) | |
| | 修正前 | 修正後 | 修正前 | 修正後 | 修正前 | 修正後 | 修正前 | 修正後 | 修正前 | 修正後 | 修正前 | 修正後 |
| 平成22年1～3月(Q1) | 51,678 | 19,542 | 5,726 | 992 | 48,275 | 16,912 | 4,184 | 953 | 776 | 230 | 10,681 | 10,618 |
| 平成22年4～6月(Q2) | 42,720 | 49,098 | 4,133 | 2,581 | 42,469 | 35,136 | 3,581 | 1,172 | 337 | 428 | 10,595 | 24,152 |
| 平成22年1月 (Jan) | 16,581 | 4,092 | 2,050 | 276 | 16,626 | 5,048 | 1,501 | 340 | 99 | 34 | 7,910 | 7,228 |
| 2 (Feb) | 17,553 | 7,101 | 1,783 | 332 | 14,167 | 4,334 | 1,276 | 279 | 549 | 39 | 10,747 | 9,956 |
| 3 (Mar) | 17,544 | 8,349 | 1,893 | 384 | 17,482 | 7,530 | 1,407 | 334 | 128 | 157 | 10,681 | 10,618 |
| 4 (Apr) | 14,601 | 11,162 | 1,633 | 579 | 15,762 | 11,771 | 1,260 | 394 | 68 | 233 | 9,452 | 9,776 |
| 5 (May) | 13,224 | 13,878 | 737 | 728 | 12,391 | 9,867 | 1,069 | 332 | 124 | 27 | 10,161 | 13,760 |
| 6 (Jun) | 14,895 | 24,058 | 1,763 | 1,274 | 14,316 | 13,498 | 1,252 | 446 | 145 | 168 | 10,595 | 24,152 |
| 7 (Jul) | 15,788 | 28,860 | 1,903 | 1,525 | 16,826 | 14,774 | 1,461 | 540 | 71 | 376 | 9,486 | 37,862 |