

## OUTLINE OF THE 1975 POPULATION CENSUS OF JAPAN

### Date of Census

The 1975 Population Census was taken as of 0:00 A.M. of October 1, 1975.

### Legal Basis of Census

The 1975 Population Census was conducted in conformity with the provisions in Article 4 of the Statistics Law (Law No. 18 of 1947)

For the execution of the census, the following orders and instructions were established.

Cabinet Order for the Establishment of Enumeration Districts for the 1975 Population Census (Cabinet Order No. 152 of 1974)

Cabinet Order for the 1975 Population Census (Cabinet Order No. 114 of 1975)

Instruction for the Establishment of Enumeration Districts for the 1975 Population Census (Prime Minister's Office Instruction No. 7 of 1974)

Instruction for the Execution of the 1975 Population Census (Prime Minister's Office Instruction No. 7 of 1975)

Designation of the Islands Belonging to *Honshu*, *Hokkaido*, *Shikoku*, *Kyushu* and *Okinawa* (Prime Minister's Office Notification No. 16 of 1975)

Designation of the Population Census Questionnaire (Prime Minister's Office Notification No. 17 of 1975)

Designation of Certificate of Census Enumerator and Budge for Census Personnel (Prime Minister's Office Notification No. 19 of 1975)

### Areal Coverage of Enumeration

The 1975 Population Census covered the whole territory of Japan which included *Honshu*, *Hokkaido*, *Shikoku*, *Kyushu* and *Okinawa* as well as their neighbouring islands designated by the Prime Minister.

The following islands were excluded from the enumeration.

(1) *Habomai-gunto*, *Shikotan-to*, *Kunashiri-to* and *Etorofu-to*

(2) *Take-shima* (131°52'30" East Longitude and 37°15'0" North Latitude)

### Population Enumerated in the Census

The 1975 Population Census was designed to enumerate the so-called *de jure* population who lived in the territory of Japan. The *de jure* population in the census referred to those persons who usually lived in a definite

place and who had resided, or were going to reside, at their respective places for three months or more as of the date of the census. Persons who had no fixed address where they had lived, or were going to live, for three months or more were enumerated at the place where they stayed as of the census date.

However, the following persons were enumerated exceptionally at the following places.

(1) Students and pupils who were attending regular as well as non-regular schools which were designated in the Articles 1 and 83 of the School Education Law (Law No. 26 of 1947): places where they resided for attending school regardless of the period of stay, for example, home, school dormitory or boarding house

(2) In-patients in a hospital: the hospital only when they had been hospitalized for three months or more at the time of the census

(3) Crew of a ship, excluding crew of a ship of the Self-Defence Forces: his home. If he had no home, he was enumerated at the port where his ship first entered during five days from October 1 to 5.

(4) Residents of a camp and crew of a ship of the Self-Defence Forces: the camp or the regional staff office where the ship was registered (the naval base headquarter when the ship belonged to it)

(5) Persons in a prison or a detention house with fixed penalties and those in a reformatory or a women's guidance home: the institution

(6) Persons who had no usual place of residence where they were or would be living for more than three months were enumerated at the places where they were present at the time of the census.

All foreigners were enumerated as far as they had been, or were going to be in Japan for three months or more with the following exceptions:

(1) Foreign diplomatic corps, their suites and their dependents

(2) Foreign military personnel, military civilians and their dependents

### Enumeration Items

The 1975 Population Census Questionnaire contained the following items:

For a household member:

- (1) Name
- (2) Relationship to the head of the household
- (3) Sex
- (4) Month and year of birth

- (5) Marital status
- (6) Nationality
- (7) Type of activities
- (8) Employment status
- (9) Name of establishment and the kind of business or industry
- (10) Kind of work
- (11) Place of work or location of school
- For a household:
- (12) Number of household members
- (13) Type of household
- (14) Kind of Residence
- (15) Number of dwelling rooms
- (16) Area of floor space of dwelling rooms

### Method of Survey

The field enumeration of the 1975 Population Census was conducted, within their respective jurisdictions, by the mayors or the heads of *shi* (city), *ku* (ward), *machi* (town) and *mura* (village), under the supervision of the governors of prefectures. The whole procedure was planned and administered by the Bureau of Statistics, Office of the Prime Minister.

Before the census taking, the territory of Japan was divided into about 670 thousand enumeration districts to be mapped accurately. The enumeration districts included the following three kinds: Ordinary Enumeration Districts, Special Enumeration Districts and Water Enumeration Districts. An Ordinary Enumeration District was set up to comprise, on the average, fifty households in it.

The field work of the census was carried out by about 640 thousand census enumerators who were temporarily employed by the Government for this census. Moreover, about 45 thousand census supervisors were appointed to take responsibilities for the training and supervision of enumerators as well as for the inspection of the census documents.

During a week starting from 24 through 30 of September 1975, the enumerator distributed the census questionnaires and the filled-in examples to every household within the enumeration district assigned to him, requesting the household head to fill out the census questionnaire. During the period from 1 to 5 of October the enumerator visited every household once again to collect the filled-out questionnaires and checked the entries.

The type of the questionnaire used in the census was the "household schedule" designed to report the household members up to four persons on a sheet. The head or the representative of household was required to answer the above-mentioned questions except "Type of

household" (item 13) which was filled in by the enumerator through interview with the head (or the representative) of household.

For the enumeration of members of Self-Defence Forces and of persons in the reformatory institutions, the "Special Questionnaires" which were designed to report up to eight persons on a sheet were employed.

All of the census questionnaires are read directly by the optical mark reader to record the information on magnetic tapes.

### Tabulation and Publication

The Bureau of Statistics, Office of the Prime Minister, takes charge of the whole tabulation of the census results which consists of Preliminary Count of Population, Population Count Based on List of Household, Final Count of Population, Complete Count Tabulation, Tabulation on Commuting Population, Prompt Tabulation (One-percent Sample Tabulation, Twenty-percent Sample Tabulation) and Detailed Tabulation (Twenty-percent Sample Tabulation).

The Preliminary Count of Population was tabulated by using the census summary sheets. Other tabulations are to be carried out by means of the electronic data processing system combined with the optical mark readers which directly read the census questionnaires.

#### (1) Preliminary Count of Population

As the first report of the census result, the preliminary count of population by sex and of households for Japan, prefectures, municipalities (i.e., *shi*, *ku*, *machi* and *mura*) was officially released on December 10, 1975 and a report *Preliminary Count of Population* was published on December 15, 1975. This preliminary count was based on the entries of the summary sheets which were prepared by the prefectural and the municipal governments to ascertain the number of population and households that were enumerated under their respective jurisdictions.

#### (2) Population Count Based on Lists of Household

In the 1975 Population Census, the population for the whole Japan as well as each prefecture and municipality (*shi*, *ku*, *machi* and *mura*) was counted at the Bureau of Statistics on the basis of the number of population appearing on the lists of households which were prepared by the census enumerators so that the users may use item as the official population figures for various purpose before the release of the final count of population and households on the basis of the questionnaires. The results were reported in the Official Gazette of the Government in three batches from the middle of March to the middle of April, 1976. These results was published as "Population Counts Based on Lists of

Households" in April 1976.

(3) Final Count of Population and Households Number

The population for Japan, prefectures and municipalities (i.e., *shi*, *ku*, *machi* and *mura*) is tabulated at the Bureau of Statistics by counting the number of persons entered in the census questionnaires by the electronic data processing system. The results were published on the several issues of the Official Gazette by June, 1977 a report entitled *Final Count of Population* was published.

(4) Prompt Tabulation (One-percent Sample Tabulation), whole Japan

The one-percent sample tabulation was carried out to offer a prompt report of the 1975 Population Census concerning the basic characteristics of population for whole Japan, by using sample households with the sampling ratio of one to one hundred.

The results were published in the *Prompt Report (One-percent Sample Tabulation) of the Basic Findings of the 1975 Population Census* by March, 1976.

(5) Prompt Tabulation (Twenty-percent Sample Tabulation), Prefectures

The twenty-percent sample tabulation is to be carried out to offer a prompt report of the 1975 Population Census concerning the basic characteristics of population for prefectures, *shi*, *ku*, *machi* and *mura* by using sample households with the sampling ratio of one to five.

The results were published in the *Prompt Report (Twenty-percent Sample Tabulation) of the Basic Findings for Prefectures and Municipalities of the 1975 Population Census* by August, 1976.

(6) Complete Count Tabulation

The tabulation aims at providing statistics on the basic characteristics of the population in three levels of administrative divisions, that is, Japan, prefectures and municipalities on the basis of the entries of questionnaire. The results of this tabulation for each prefecture have been compiled at successive intervals in the forty-seven separate parts of Volume 3: *Prefecture and Municipalities*. Then the national total, as the sum of forty-seven prefectures, has been compiled in Volume 2: *Whole Japan* in August of 1977.

The 1975 Population Census of Japan, Volume 1:

*Total Population*, was published in September 1977, with the tables for population and land area for Japan, Prefecture, Municipalities and densely inhabited districts taking comparison with the figures of preceding population censuses.

(7) Tabulation on Commuting Population

The tabulation on commuting population is planned to throw light on the daily movement of workers and students commuting between homes and places of work or school with respect to the number, direction and economic characteristics of commuters. The results of this tabulation are also used to calculate the daytime population in each locality to be compared with the respective nighttime population, that is, census population. Statistics on commuting population as well as the daytime population was published in Volume 4: *Commutation* by October of 1978.

(8) Detailed Tabulation

The tabulation is scheduled to be carried out after the completion of the Complete Count Tabulation to complement it by providing more detailed tables for Japan, prefectures and cities with population of 500,000 or more regarding major subjects of the census inquiries by using sample households with the sampling ratio of one to five.

The results were published the separate volumes of Volume 5: *Results of Detailed Tabulation* by October of 1978.

(9) Other Publications Scheduled

Besides the above-mentioned census reports and advance reports series, the following publications are scheduled. *1975 Population Census: Densely Inhabited Districts of Japan*, which includes the statistical tables of DID population and area and the boundary maps of each DID, *Abridged Report Series* which contain summary explanations and tables of this census results having comparisons with those of previous censuses for whole Japan, each prefecture, and each municipality are published in several series, and *Population Maps of Japan* in which are presented distribution of population, population density, population changes and characteristics, etc. by each municipality.

SAMPLE PROCEDURE AND RELIABILITY OF ESTIMATES

(1) Sample Design

The sampling unit for the twenty-percent sample tabulation is a household. Out of the households entered in the Household List, those entered in every fifth line starting from the third were used for this tabulation.

However, as for the quasi-households with more than 30 persons which were listed at the bottom of the Household List, every fifth person, instead of every fifth household, was selected for the sample tabulation.

However, persons living in the institutions such as Self-Defence Forces and Reformatories who were enumerated by the special schedules were read by the computer on 100 percent basis.

(2) Method of Estimation

The statistics were, generally obtained by multiplying actual figures in the sample tabulation by five. However, the results obtained by the complete count of the special schedules for Self-Defense Forces, etc. were, of course, used without the multiplier.

(3) Sampling Error of Estimates

The figures obtained from the sample tabulation mentioned above are not necessarily consistent with those obtained from the complete count due to sampling error. The magnitude of the sampling error of estimate is shown in Table 1 below.

The coefficient of variation in Table 1 is the quotient of the standard error to the error of estimate, and the range, in which the figures obtained from complete count would be found, can be estimated from this coefficient.

Chances are about 2 to 3 that the difference between an estimate and the figure which would be obtained from complete count is less than the product of the estimate multiplied by its coefficient of variation, and chances are about 19 to 20 that the same difference would be less than the product of the estimate multiplied by twice its coefficient of variation. As presented in Table 1, the larger an estimate, the smaller its coefficient of variation. The following notes are necessary in using Table 1:

1. Table 1 can not be applied for the following estimates:
  - (1) Total population for each area
  - (2) Persons per household
  - (3) Number of *tatami*, average number of *tatami* per person and *tatami* per household
  - (4) Number of rooms and persons per room
  - (5) Related members per household

- (6) Employed related members per household
- (7) Related members under 18 years old per household
- (8) Related members 65 years old and over per household

Table 1. Sampling Error by Size of Estimate

Size of estimate	Coefficient of variation	Size of estimate	Coefficient of variation	Size of estimate	Coefficient of variation
80,000,000	0.00022	800,000	0.00224	8,000	0.02236
60,000,000	0.00026	600,000	0.00258	6,000	0.02582
40,000,000	0.00031	400,000	0.00316	4,000	0.03162
30,000,000	0.00037	300,000	0.00365	3,000	0.03651
20,000,000	0.00045	200,000	0.00447	2,000	0.04472
15,000,000	0.00052	150,000	0.00516	1,500	0.05164
10,000,000	0.00063	100,000	0.00632	1,000	0.06325
8,000,000	0.00071	80,000	0.00707	800	0.07071
6,000,000	0.00082	60,000	0.00817	600	0.08165
4,000,000	0.00100	40,000	0.01000	400	0.10000
3,000,000	0.00115	30,000	0.01155	300	0.11547
2,000,000	0.00141	20,000	0.01414	200	0.14142
1,500,000	0.00163	15,000	0.01633	100	0.20000
1,000,000	0.00200	10,000	0.02000		

2. The sampling errors of the estimates mentioned above are as follows:
    - (1) The total population for Prefectures Urban Areas and municipalities is not subject to sampling error.
    - (2) For an estimate of proportion, the coefficient of variation of the number which is used in computing proportion may be applicable.
    - (3) For estimates of persons per household and persons per room, the coefficient of variation of the total of household members, which is used in computing ratio, may be applicable.
    - (4) For estimates of the number of rooms, *tatami* and *tatami* per person, the coefficient of variation of the corresponding number of households may be applicable.
  3. In case the proportion,  $p$ , of an estimate to the total population or to total households is larger than 0.2, multiply the coefficient of variation shown in Table 1 by  $\sqrt{1-p}$ .
- Note: Coefficients of variation shown in Table 1 have been computed on the assumption that the sample design is simple random sampling.
- The coefficient of variation has been calculated

by the following formula, where-in C.V. is a coefficient of variation, n is number of samples, p is ratio of samples to total population and N is total population:

$$C.V. = \frac{N \sqrt{\frac{N-n}{N-1} \cdot \frac{p(1-p)}{n}}}{Np} = \sqrt{\frac{N-n}{N-1}} \cdot \sqrt{\frac{1-p}{np}}$$

## EXPLANATION OF TERMS

### Population

Population refers to *de jure* population, the explanation of which is given in "Population Enumerated in the Census" mentioned above.

### Age

Age refers to the age at the last birthday before October 1, 1975.


### Marital Status

Marital status is classified into the following four categories according to the virtual relations regardless of the legal status due to registration. Persons in common law marriages are, therefore, included in "Married".

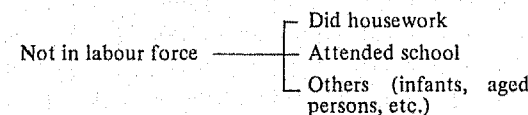
- Single:** a person who has never been married
- Married:** a person who has a spouse (husband or wife)
- Widowed:** a person who has been separated from spouse by death and not remarried
- Divorced:** a person who has been parted from spouse by divorce and not remarried to any one else

### Labour Force Status

According to the type of activities during the week from 24 to 30 of September, 1975, all the persons of fifteen years old and over are classified as follows:



Strictly speaking, the above formula is not accurate, because such procedures are actually taken that (1) the household was generally used as a sampling unit, (2) the samples were drawn by systematic sampling. But the effects of these procedures are considered not so much from our experience in past censuses.



The specifications of the main categories are:

**Employed** – "Employed" persons refer to all persons who did any work during the week before the census date for pay or profit, such as wage, salary, allowance, business profit, etc. as well as persons who had a job or business but did not work at all during the week before the census date because of vacation, illness, bad weather, labour dispute, or personal reasons. The latter are included in "Employed" only when one of the following conditions is satisfied:

(1) The employee whose absence from work did not extend over 30 days up to the census date, or who received or expected to receive wage or salary during the week before the census date.

(2) The self-employed worker whose absence from work did not extend over 30 days up to the census date.

"Employed" persons include, therefore, not only persons working as employees of a company, factory, store, government office, etc., proprietors of their own farms, stores, factories, etc., but also persons working in the family business on a farm, in a store, private hospital and so forth, even though they were not paid any wages. It is no matter whether he worked mainly during the week or worked subsidiarily while keeping house, attending school, and so forth.

**Unemployed** – "Unemployed" persons refer to those who had no job but were able to work and actually seeking for a job during the week before the census date.

The term "labour force" is a general term covering "employed" and "unemployed".

**Not in labour force** – Persons not in labour force comprise all persons who had no job and did not make any positive effort to find a job during the week before the census date or were unable to work; among such persons are included those who were unable to work because of illness or old age, those making their living on revenues from assets, old age pensions, etc., or those mainly keeping house or attending school.

### Employment Status

All employed persons are classified, according to the employment status in the establishment where they were at work during the census week, into the following five categories. Those who were "doing home handicraft" (which was separated in the census questionnaire) are included in "Self-employed persons" below. Employment status is sometimes presented in three groups in this report, where "Directors" are included in "Employees", and "Employers" and "Self-employed persons" are grouped as "Workers on own account".

**Employees** – Persons employed by a person, a company, a corporation or the government office, etc. They include office workers, factory workers, public servants, officers of a corporation, employees in a private retail shop, domestic servants, daily or temporary workers.

**Directors** – Directors of a company or a corporation including managing directors.

**Employers** – Persons who run business employing others, i.e., proprietors of private shops and factories, farmers, medical practitioners, lawyers, who have one or more employees.

**Self-employed persons** – Persons who run business without employees. Those who were doing home handicraft job are included here.

**Family workers** – Persons who work in the business, farm, trade or professional enterprise operated by a member of the household in which they live.

### Industry

Industry of an employed person refers to the kind of business of the establishment where he worked during the week before the census date. In case of a person who was "absent from work", industry refers to the kind of business of the establishment from which he was

absent. If a person worked in two or more establishments, "industry" was decided by that of the establishment where he worked most.

The industrial classification used for the 1975 Population Census was based on the Japan Standard Industrial Classification (Notification of Administrative Management Agency No. 39 in March, 1972) and readjusted for the 1975 Population Census. It consists of 175 minor groups, 46 medium groups and 14 major groups. (See, page XIX)

### Occupation

"Occupation" of an employed person refers to the kind of work he actually did during the week before the census date. In case of a person who was "absent from work", "occupation" refers to the kind of work he was usually doing in the establishment from which he was absent. If a person was engaged in two or more jobs, the kind of work was decided by the work in which he was mainly engaged.

Occupational classification was particularly arranged for the 1975 Population Census, on the basis of Japan Standard Occupational Classification" and "International Standard Occupational Classification" compiled by the Administrative Management Agency, and it consists of 286 minor groups, 52 medium groups and 11 major groups. (See, page XXI)

### Socio-economic Groups

All persons are classified by Socio – economic Classification which was introduced in the 1970 Population Census for the first time to indicate the socio-economic status of each person. This classification takes account of the labour force status and the age of all persons, and the occupation and the employment status of employed persons.

For the full explanation of the Socio-economic Classification, see Table 2 on page XXVI

### Type of Household

Households are composed of the ordinary households and the quasi-households.

**Ordinary household** – An ordinary household is defined as a group of persons sharing living quarters and living expenses as well as a person who lives by himself occupying a dwelling house. The living-in employees are treated as follows:

(1) The living-in employees for business are included in the ordinary household of the employer so far as their number does not exceed five, but they are treated

as a separate quasi-household if their number reaches six or more.

(2) The living-in employees for domestic service are included in the ordinary household of the employer regardless of their number.

(1) One-person quasi-household — a person residing together with an ordinary household keeping a separate budget, or a person residing in a boarding house

(2) Living-in employee — a group of six or more living-in business employees

(3) Dormitory for students — a group of single persons residing together in a school dormitory

(4) Dormitory for workers — a group of single persons residing in a company's dormitory for unmarried employees

(5) Hospital — a group of inpatients in a hospital

(6) Social institution — a group of inmates of a social institution such as an old people's home, a mother's home, etc.

(7) Self-Defence Forces — a group of persons residing in a camp and crew of a ship of the Self-Defence Forces

(8) Reformatory institution — a group of persons residing in a reformatory institution whose penalties have been fixed

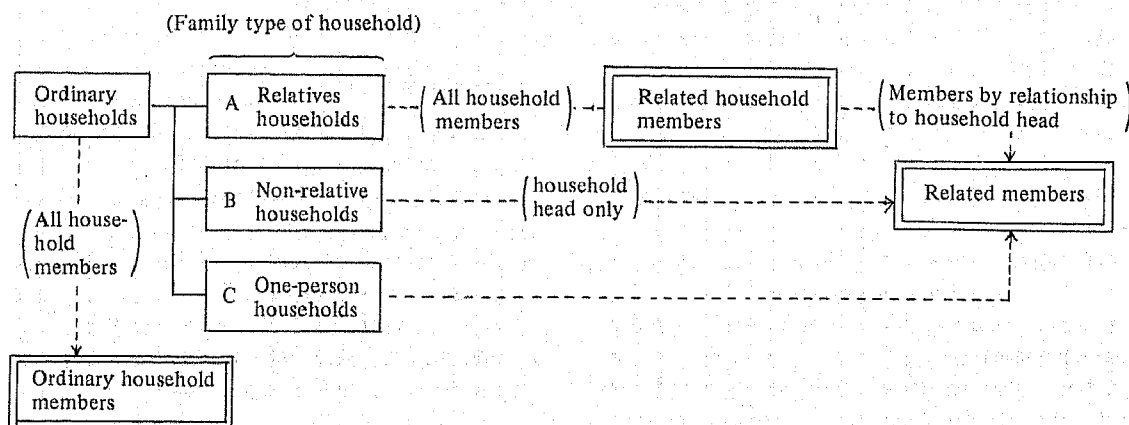
In the case of (1), each person constitutes a one-person quasi-household. In the case of (2), a group of employees constitutes a quasi-household. In the case of (3), (4) and (6), a group of persons living in each building constitutes a quasi-household. In the case of (5), a group of inpatients in a hospital constitutes a quasi-household. In the case of (7) and (8), a group of persons which was generally a unit of enumeration constitutes a quasi-household.

#### Household Members, Related Household Members and Other Related Members

Household members refer to the persons comprising a household and related household members to the household members who are related with the head of household by kinship marriage or adoption.

For the explanation of ordinary household members, related household members and related members, are as follows:

Table 3. Conceptual relation between ordinary household members, related household members and related members



Note: The kind of household and family type of household, refer to EXPLANATION OF TERMS.

#### Family Type of Household

Ordinary households are classified, according to the relationship among household members, into three categories: relatives household, non-relatives households and one-person household. Relatives households consist of the family nuclei and other relatives and are further

divided into thirteen minor groups. These minor classification is based on the relation between the couple of the youngest generation and other related household members, regardless of the presence of non-related household members.

#### A. Relatives households

##### I. Family nuclei

- (1) A married couple only
- (2) A married couple and their child(ren)
- (3) Father and his child(ren)
- (4) Mother and her child(ren)

#### II. Other relatives households

- (5) A couple and their parents
- (6) A couple and their parent
- (7) A couple with their child(ren) and parents
- (8) A couple with their child(ren) and parent
- (9) A couple and relative(s) other than child(ren) and parents
- (10) A couple with child(ren) and relative(s) other than parents
- (11) A couple with their parent(s) and relative(s) other than child(ren)
- (12) A couple with their child(ren), parent(s) and other relative(s)
- (13) Other relatives households not elsewhere classified

B. Non-relative households . . . Households consisting of the head of household and those who are not related to him

C. One-person households . . . Households consisting of one person

The classification explained above is the same as used in the 1970 census.

#### Economic Type of Household

Ordinary households are classified into the following groups according to the labour force status, industry and employment status of the head of household and the related household members.

I. Agricultural workers' households . . . . . Households whose members are engaged in agriculture, forestry or fishery

(1) Agricultural self-employed's households . . . . . Households with head who is a self-employed worker in agriculture, forestry or fishery

1. Households with head who is a self-employed of agriculture or forestry

2. Households with head who is a self-employed of fishery

(2) Agricultural employees' households . . . . . Households with head who is an employee in agriculture, forestry or fishery

3. Households with head who is an employee of agriculture or forestry

4. Households with head who is an employee of fishery

II. Agricultural and non-agricultural workers' mixed households . . . . . Households consisting of both

agricultural and non-agricultural workers

(3) Agricultural self-employed's mixed households . . . . . Households with head who is a self-employed in agriculture, forestry or fishery

5. Households with head who is a self-employed of agriculture or forestry

6. Households with head who is a self-employed of fishery

(4) Agricultural employees' mixed households . . . . . Households with head who is an employee in agriculture, forestry or fishery

7. Households with head who is an employee of agriculture or forestry

8. Household with head who is an employee of fishery

(5) Non-agricultural self-employed's mixed households . . . . . Households with head who is a self-employed in non-agricultural industry

9. Households with head who is a self-employed of manufacturing, construction or mining

10. Households with head who is a self-employed of wholesale or retail trade

11. Households with head who is a self-employed of services

12. Households with head who is a self-employed of other non-agricultural industry

(6) Non-agricultural employees' mixed households . . . . . Households with head who is an employee in non-agricultural industry

13. Households with head who is an employee of manufacturing, construction or mining

14. Households with head who is an employee of wholesale or retail trade

15. Households with head who is an employee of services

16. Households with head who is an employee of government

17. Households with head who is an employee of other non-agricultural industry

III. Non-agricultural workers' households . . . . . Households in which all employed persons are engaged in non-agricultural industries

(7) Non-agricultural self-employed's households

18. Households with head who is a self-employed of manufacturing, construction or mining

19. Households with head who is a self-employed of wholesale or retail trade

20. Households with head who is a self-employed of services

21. Households with head who is a self-employed of other non-agricultural industry
- (8) Non-agricultural employees' household . . . . Households with head who is an employee in non-agricultural industry (without related persons of self-employed)
22. Households with head who is an employee of manufacturing, construction or mining
23. Households with head who is an employee of wholesale or retail trade
24. Households with head who is an employee of services
25. Households with head who is an employee of government
26. Households with head who is an employee of other non-agricultural industry
- (9) Non-agricultural self-employees' households (with self-employed head) . . . . Households with head who is a self-employed in non-agricultural industry (with related persons of employee)
27. Households with head who is a self-employed of manufacturing, construction or mining
28. Households with head who is a self-employed of wholesale or retail trade
29. Households with head who is a self-employed of services
30. Households with head who is a self-employed of other non-agricultural industry
- (10) Non-agricultural self-employed and employees' households (with employee head) . . . . Households with head who is an employee in non-agricultural industry (with related persons of self-employed)
31. Households with head who is an employee of manufacturing, construction or mining
32. Households with head who is an employee of wholesale or retail trade
33. Households with head who is an employee of services
34. Households with head who is an employee of government
35. Households with head who is an employee of other non-agricultural industry

IV. Households without worker

V. Households whose economic type is not classifiable  
In case that a head of the household is not employed, "head" refers to the employed person who is entered in the nearest column to the head of the schedule. As in the case of the classification of family type, the above classification was made without referring to the

characteristics of those who are not related to the head of household. The classification explained above is the same as used in the 1970 Census.

Kind of Living Quarters

Living quarters are classified into the following two types:

**Dwelling houses** – A dwelling house is defined as a durable structure or a structurally separated part of a structure built or renovated in a manner suitable for separate home life of a family. For instance, a detached private house, or each apartment of an apartment house which is completely partitioned and built for a separate family living is included in this type. Also included here are dwelling houses with store or work shop attached to them.

**Dormitory and others** – A dormitory or a boarding house is defined as a building built or renovated for living of a group of unmarried students or workers. Others include all living quarters other than the dwelling house, dormitory and boarding house, such as hospital, school, hotel, office, factory and bureau. A temporary hut, such as emergency tent or barrack, is also included.

Tenure

Tenure of dwelling houses is classified into the following five categories:

**Owned house** – Refers to a dwelling house including an apartment owned by a household living in it. The owned house includes a house which has not yet been registered, or a house which was purchased in installments which has not yet been paid up.

**Publicly owned** – Refers to a rented house or apartment managed by prefectural or municipal governments, Japan Housing Corporation, Public Corporation for Housing Supply, Housing Association, etc., excluding an issued house.

**Privately owned** – Refers to a house rented by the household living in it, other than rented house or apartment which is publicly owned.

**Issued house** – Refers to a dwelling house owned by a company, private organization or the government and issued to the employee and his household for the convenience of his service or as a partial payment of his wages. It makes no difference whether the rent is actually paid or not.

**Rented room** – Refers to a rented room in a part of a dwelling house (that is, owned, rented or issued) occupied by other household.

Number of Dwelling Rooms and "Tatami"

The numbers of dwelling rooms and of "tatami" are

presented for dwelling houses. "Dwelling rooms" refer to rooms used for living purposes such as a livingroom, a sitting room, a bed room, a guest room, a drawing room, a dining room and a dining-kitchen (dinette) etc., but exclude an entrance hall, a kitchen, a toilet, a bathroom, a corridor and a room used for business purposes.

Division of Area

Japan is administratively divided into forty-seven prefectures of which forty-three carry the suffix *ken* and the remaining four are known as *to*, *do* or *fu*. Each prefecture is further divided into *shi* (cities) and *gun* or *shicho* (rural countries). The *gun* and *shicho* are subdivided into *machi* or *cho* (towns) and *mura* or *son*

(villages). The ten major cities, i.e., Tokyo, Osaka, Nagoya, Yokohama, Kyoto, Kobe, Kitakyushu, Sapporo, Kawasaki and Fukuoka are subdivided into *ku* (wards).

DID's

Densely Inhabited District which is often referred to as DID and sometimes referred to by the mark "※" in this report is defined as an area within a *shi*, *machi* or *mura* that is composed of a group of contiguous enumeration districts each of which has a population density of about 4,000 inhabitants or more per square kilometer, and whose total population exceeds 5,000 as of October 1, 1975.

INDUSTRIAL CLASSIFICATION

Used in the 1975 Population Census of Japan

A. Agriculture

- (1) Agriculture
  1. Agriculture (except agricultural services)
  2. Agricultural services

B. Forestry and hunting

- (2) Forestry and hunting
  3. Forestry and hunting

C. Fishery and aquiculture

- (3) Fishery and aquiculture
  4. Fishery
  5. Aquiculture

D. Mining

- (4) Mining
  6. Metal mining
  7. Coal mining
  8. Crude petroleum and natural-gas mining
  9. Stone, clay and sand extraction
  10. Other mining

E. Construction

- (5) Construction
  11. Construction

F. Manufacturing

- (6) Food and Tobacco manufactures
  12. Live-stock products (except canned and bottled)
  13. Sea-food products (except canned and bottled)
  14. Preservable agriculture-food products (except canned and bottled)
  15. Canned and bottled food
  16. Sauces and seasonings
  17. Flour and grain-mill products
  18. Bakery and confectionery
  19. Beverage industries
  20. Oils and fats of animals and plants
  21. Other food preparation and kindred products
  22. Tobacco manufactures
- (7) Textile mill products (except apparel and other finished products made from fabrics and similar materials)
  23. Silk reeling plants
  24. Spinning mills, twisting and textured yarns
  25. Fabric mills



XX

- 26. Knitting mills
- 27. Dyeing and finishing textiles
- 28. Other textile mill products
- (8) Apparel and other finished products made from fabrics and similar materials
- 29. Apparel and other finished products made from fabrics and similar materials
- (9) Lumber and wood products (except furniture)
- 30. Saw mills and wood products
- 31. Millwork, plywood and prefabricated structural wood products
- 32. Wooden containers (include bamboo and cane)
- 33. Other lumber and wood products (include bamboo and cane)
- (10) Furniture and fixtures
- 34. Furniture
- 35. Sliding doors and screens
- 36. Other furniture and fixtures
- (11) Pulp, paper and finished allied products
- 37. Pulp and paper mills
- 38. Paper containers
- 39. Other pulp, paper and finished allied products
- (12) Publishing, printing and related industries
- 40. Journalism
- 41. Publishing
- 42. Printing (except copy printing)
- 43. Bookbinding and printing related industries
- (13) Chemical and related industries
- 44. Chemical fertilizers
- 45. Industrial chemicals
- 46. Synthetic fibers
- 47. Oil, fats and their products, soap, synthetic cleaning material, surface activators, paints
- 48. Drugs and medicines
- 49. Other chemicals
- (14) Petroleum and coal products
- 50. Petroleum refining
- 51. Other petroleum and coal products
- (15) Rubber products
- 52. Rubber, plastic footwears and their finding
- 53. Other rubber
- (16) Leather, fur and their products
- 54. Leather tanning and finishing
- 55. Leather footwears, their materials and findings
- 56. Luggage, handbags and small leather goods
- 57. Other leather products
- (17) Stone, clay, glass and pottery products
- 58. Glass and its products
- 59. Hydraulic cement and its products
- 60. Structural clay products (except pottery)
- 61. Pottery and related products
- 62. Other stone, clay glass and pottery products
- (18) Iron, steel and non-ferrous metal industries
- 63. Iron and steel products
- 64. Non-ferrous metal products
- (19) Fabricated metal products
- 65. Fabricated metal products
- (20) Machinery and weapons
- 66. Boiler and prime movers
- 67. Agricultural, constructual and mining machinery
- 68. Metal machinery
- 69. Industrial machinery
- 70. Other machinery
- 71. Weapons
- (21) Electrical machinery, equipment and supplies
- 72. Industrial electrical machinery for generation, transmission and supply
- 73. Household electric appliances
- 74. Communication, electronic equipments and its parts
- 75. Electric measuring instruments
- 76. Other electrical machinery, equipment and supplies
- (22) Transportation equipment
- 77. Motor vehicles and motor vehicles equipment
- 78. Rail road equipment and parts
- 79. Ship and boat building and repairing
- 80. Aircraft and parts
- 81. Other transportation equipment
- (23) Precision machine
- 82. Optical instruments and lenses
- 83. Watches, clocks and parts
- 84. Other precision machine
- (24) Other manufacturing industries
- 85. Toys and sporting goods
- 86. Plastic products (not elsewhere classified)
- 87. Other manufacturing industries (not elsewhere classified)
- G. Wholesale and retail trade
- (25) Wholesale trade
- 88. Textile goods, clothes and miscellaneous personal effects wholesale
- 89. Farm, livestock and aquatic products wholesale
- 90. Food and beverage wholesale
- 91. Drug and toiletry wholesale
- 92. Chemical and related products
- 93. Minerals and metals wholesale
- 94. Machinery and equipment wholesale
- 95. Building materials wholesale
- 96. Furniture and house furnishings wholesale
- 97. Other wholesale trade

- 98. Agents and brokers
- (26) Department stores
- 99. Department stores
- (27) Retail trade - dry goods, apparel and accessories
- 100. Retail trade - dry goods, apparel and accessories
- (28) Retail trade - food and grocery stores
- 101. Beverage and seasoning stores
- 102. Meat and poultry stores
- 103. Fresh fish stores
- 104. Vegetable and fruit stores
- 105. Confectionery and retail bakeries
- 106. Rice, barley and other cereals stores
- 107. Other retail food and beverage stores
- (29) Eating and drinking places
- 108. Eating and drinking places
- (30) Retail trade - furniture, fixture and household utensils
- 109. Furniture, fixture and straw mat stores
- 110. Hardware, kitchenware, chinaware, glassware and households utensils stores
- 111. Household appliances stores
- (31) Other retail trade
- 112. Motor vehicles, bicycle and cart stores
- 113. Drug and toiletry stores
- 114. Fuel stores
- 115. Book and stationery stores
- 116. Retail trade not elsewhere classified
- H. Finance and insurance
- (32) Finance and insurance
- 117. Banks and trust companies
- 118. Other finance
- 119. Securities and commodity brokers, dealers and exchanges
- 120. Insurance agents, brokers and services
- I. Real estate
- (33) Real estate
- 121. Real estate
- J. Transport and communication
- (34) Transportation and warehousing
- 122. Railroads
- 123. Highway passenger transportation
- 124. Highway freight transportation
- 125. Water transportation
- 126. Air transportation
- 127. Warehousing
- 128. Services incidental to transport
- (35) Communication
- 129. Communication
- K. Electricity, gas, water and steam
- (36) Electricity, gas, water and steam

- 130. Electric light and power
- 131. Gas manufacture and distribution
- 132. Water works and supply
- 133. Steam and hot water supply
- L. Services
- (37) Personal services
- 134. Domestic service (resident)
- 135. Domestic service (non-resident)
- 136. Hotels and other lodging places
- 137. Cleaning, laundries and dyeing services
- 138. Barber shops
- 139. Beauty shops
- 140. Bath houses
- 141. Germent sewing service and repair
- 142. Other personal services
- (38) Amusement and recreation services
- 143. Motion pictures
- 144. Theatres, entertainment facilities (not elsewhere classified) and companies for entertainment
- 145. Athletic field and other amateur sports facilities, parks and amusement parks
- 146. Amusement halls
- 147. Other amusement and recreation services
- (39) Broadcasting
- 148. Broadcasting
- (40) Repair services
- 149. Automobile repair and parking let
- 150. Machine repair shops
- 151. Other repair services
- (41) Business services
- 152. Co-operative union (not elsewhere classified)
- 153. Information services, inquirement and advertisement
- 154. Building services
- 155. Other business services
- (42) Medical, other health services and sewage cleaning
- 156. Hospitals and clinics
- 157. Other medical
- 158. Sewage cleaning
- 159. Other health services and sewage cleaning
- (43) Educational services
- 160. Schools, colleges and universities
- 161. Other educational services
- (44) Other services
- 162. Rental and leasing
- 163. Judicial services
- 164. Accounting services
- 165. Professional engineering and architectural services
- 166. Professional services (not elsewhere clas-

XXII

- sified)  
 167. Religion  
 168. Social insurance and social welfare  
 169. Academic institutes  
 170. Political associations  
 171. Services not elsewhere classified  
 172. Foreign government

- M. Government  
 (45) Government  
 173. Central government  
 174. Local government  
 N. Unclassifiable  
 (46) Unclassifiable  
 175. Unclassifiable

## OCCUPATIONAL CLASSIFICATION

### Used in the 1975 Population Census of Japan

#### A. Professional and technical workers

- (1) Scientific researchers
  1. Natural science researchers
  2. Cultural and social sciences researchers
- (2) Engineers and technicians
  3. Mining engineers
  4. Metallurgical engineers
  5. Mechanical engineers
  6. Electrical engineers
  7. Chemical engineers
  8. Architects
  9. Civil engineers
  10. Agricultural and forestry technicians
  11. Computer processing technicians
  12. Other engineers and technicians
- (3) Medical and public health technicians
  13. Physicians
  14. Dentists
  15. Pharmacists
  16. Midwives
  17. Public health nurses
  18. Nutritionists
  19. Nurses
  20. Chiropractors, masseurs, acupuncturists and osteopaths
  21. Other medical and public health technicians
- (4) Judicial workers
  22. Judges, prosecutors and lawyers
  23. Other judicial workers
- (5) Registered accountants
  24. Registered accountants and licenced tax accountants
- (6) Professors and teachers
  25. Kindergarten teachers

26. Primary school teachers
27. Secondary school teachers
28. High school teachers
29. Professors; college and university
30. Teachers of blind, dumb and protective schools
31. Other teachers
- (7) Religious workers
  32. Religious workers
- (8) Authors, reporters and editors
  33. Authors
  34. Reporters and editors
- (9) Fine artists, designers and photographers
  35. Sculpture artists and art craftsmen
  36. Designers
  37. Photographers and cameramen
- (10) Musicians, stage artists and professional sportsmen
  38. Musicians
  39. Actors, stage dancers and performers
  40. Professional sportsmen
- (11) Other professional and technical workers
  41. Veterinarians
  42. Kindergarteners
  43. Social and welfare workers
  44. Private teachers
  45. Professional and technical workers not elsewhere classified

#### B. Managers and officials

- (12) Government officials
  46. Government officials
- (13) Directors of company and corporation
  47. Directors of company
  48. Directors of public enterprise

49. Directors of other corporation
- (14) Other managers and administrators
  50. Station masters and chief operation officers
  51. Masters of post, telegram and telephone offices
  52. Managers and administrators not elsewhere classified

#### C. Clerical and related workers

- (15) General clerical workers
  53. General clerical workers
  54. Accounting clerks
  55. Clerical workers in post and communication
- (16) Out-door clerical workers
  56. Bill and account collectors
  57. Other out-door clerical workers
- (17) Other clerical and related workers
  58. Clerical workers in transportation
  59. Stenographers and typists
  60. Key punchers
  61. Operators of electronic machinery

#### D. Sales workers

- (18) Sales workers of commodities
  62. Retail dealers
  63. Wholesale dealers
  64. Restaurant operators
  65. Salesmen and sales clerks
  66. Peddlers and street vendors
  67. Junk dealers
- (19) Sales related workers
  68. Commodity brokers
  69. Travelling salesmen (except insurance)
  70. Insurance agents
  71. Real estate agents and brokers
  72. Pawn brokers
  73. Other sales related workers

#### E, F. Farmers, lumbermen and fishermen

- (20) Farmers and lumbermen
  74. Farmers and sericulturists
  75. Livestock raisers
  76. Forest rearers
  77. Timber fellers and loggers
  78. Timber collectors and log transporters
  79. Charcoal makers and firewood choppers
  80. Gardeners and landscape gardeners
  81. Other agricultural and forestry workers
- (21) Fishermen and kindred workers
  82. Fishermen
  83. Skippers, seamen, chief engineers and engineers of fishing boat
  84. Seaweed and shell gatherers
  85. Aquiculture workers
  86. Other fishery workers

XXIII

#### G. Workers in mining and quarrying occupations

- (22) Workers in mining and quarrying occupations
  87. Metal ore diggers
  88. Coal diggers
  89. Quarrymen
  90. Sand, gravel and clay collectors
  91. Prop setters
  92. Mining underground carriers
  93. Metal ore and coal sorters
  94. Other workers in mining and quarrying occupations

#### H. Workers in transport and communications occupations

- (23) Workers operating land transport
  95. Electric locomotive engineers and steam locomotive engineers
  96. Motormen in railway
  97. Automobile drivers
- (24) Workers operating marine and air transport
  98. Ship captains, navigators and pilots (except fishing boat)
  99. Chief ship engineers and ship engineers (except fishing boat)
  100. Pilots, aircraft navigators and engineers
- (25) Other workers operating transport
  101. Conductors
  102. Marshallingmen, signalmen, switchmen and couplers
  103. Deckhands
  104. Engine-cleaners
  105. Workers operating other transport not elsewhere classified
- (26) Communication workers
  106. Radiotelegraphists
  107. Wiretelegraphists
  108. Telephone operators
  109. Mail and telegram deliverers
  110. Other communication workers

#### I. Craftsmen, production process workers and labourers

- (27) Metal material workers
  111. Iron and steel furnacemen and pourers
  112. Nonferrous metal smelters and pourers
  113. Molders
  114. Forgers and hammermen
  115. Metal rolling mill operators
  116. Wire drawing machine operators
  117. Tempering workers
  118. Other metal material workers
- (28) Metal processing, machine repairing and assembling workers
  119. Metal cutting machine operators
  120. Metal press machine operators

121. Welders and framecutters
122. Boiler makers, iron founder and riveters
123. Tinsmiths, coppersmiths and sheet metal workers
124. Metal engravers
125. Galvanizers
126. Hand finishers
127. Other metal processing workers
- (29) General machine assembling and repairing workers
128. General machine assemblers
129. General machine repairmen
- (30) Electric machine assembling and repairing workers
130. Electric machine assemblers and repairmen
131. Semi-conductor products makers
132. Electric lamp and electronic tube assemblers
133. Electric wire and cable makers
134. Other electric machine assembling and repairing workers
- (31) Transportation equipment assembling and repairing workers
135. Automobile assemblers
136. Automobile repairmen
137. Railway car assemblers and repairmen
138. Ship assemblers and repairmen (not elsewhere classified)
139. Aircraft assemblers and repairmen
140. Bicycle assemblers and repairmen
141. Other transportation equipment assembling and repairing workers
- (32) Meter and optical instrument assembling and repairing workers
142. Watch assemblers and repairmen
143. Lens grinders and adjusters
144. Optical instrument assemblers and repairmen
145. Meter assemblers and adjusters
146. Other meter and optical instrument assembling and repairing workers
- (33) Silk reel and textile workers
147. Silk reelers
148. Spinners
149. Doublers and thread and yarn twistors
150. Winders
151. Loom preparers
152. Weavers
153. Knitters
154. Net and rope makers (except metal and straw)
155. Textile and yarn washers and bleachers
156. Textile dyers
157. Other silk reel and textile workers
- (34) Garment and related textile fabrics workers
158. Tailors
159. Kimono makers
160. Dress makers for ladies and kids
161. Sewing machinists
162. Cutters
163. Embroiderers
164. Other textile fabrics workers
- (35) Wood, bamboo, grass and vine products workers
165. Sawyers
166. Chippermen
167. Veneer makers
168. Wood workers
169. Joiners, cabinet makers and related wood workers
170. Ship carpenters
171. Coopers
172. Bamboo products makers
173. Grass and vine products makers
174. Other wood, bamboo, grass and vine products workers
- (36) Pulp, paper and paper products workers
175. Pulp makers and paper makers
176. Paper millers
177. Paper container makers
178. Paper products workers
179. Other pulp, paper and paper products workers
- (37) Printing and bookbinding workers
180. General stereotypers
181. Type-pickers and type-setters
182. Pressmen
183. Bookbinders
184. Other printing and bookbinding workers
- (38) Rubber and plastic products workers
185. Rubber makers
186. Rubber products formers
187. Plastic products formers and finishers
188. Other rubber and plastic products workers
- (39) Leather and leather products workers
189. Leather tanners
190. Shoemakers and shoe repairmen
191. Other leather and leather products makers
- (40) Ceramic, clay and stone products workers
192. Ceramic raw material workers
193. Glass formers
194. Potters
195. Ceramic decorators
196. Brick, tile and earthen pipe makers
197. Cement workers
198. Cement products makers
199. Stone cutters
200. Other ceramic, clay and stone products

- workers
- (41) Food and beverage manufacturing workers
201. Grain polishers and millers
202. Bakers and confectioners
203. Macaroni and other noodle makers
204. Tofu (bean-curd), paste of arum root and other allied products makers
205. Sugar makers
206. Tea processing workers
207. Miso makers and soy makers
208. Canned and bottled food makers
209. Sake, beer and other alcoholic beverage makers
210. Nonalcoholic beverage makers
211. Dairy products makers
212. Aquatic products processing workers
213. Oil and fat of animals or plants makers
214. Other food and beverage manufacturing makers
- (42) Chemical products workers
215. Chemical operatives
216. Oil and fat processing workers
217. Other chemical products workers
- (43) Construction workers
218. Construction contractors
219. House carpenters
220. Roofers
221. Plasterers
222. Construction assistants (Tobishoku)
223. Brick layers and tile setters
224. Pipe fitters
225. Tatami installers
226. Construction labourers
227. Trackmen
228. Other construction workers
- (44) Stationary engine and construction machinery operators
229. Boiler engineers
230. Crane and winch operators
231. Construction machinery operators
232. Other stationary engine operators
- (45) Electrical workers
233. Electric power station and substation operators
234. Linemen
235. Electrical equipment fitters
236. Telephone and telegraph installers
237. Other electrical workers
- (46) Other craftsmen and production process workers
238. Tobacco workers
239. Painters
240. Lacquerers
241. Upholsters
242. Paperhangers
243. Japanese umbrella, lantern and fan makers
244. Jewelers, goldsmiths, silversmiths, shell, horn and tusk makers
245. Stamp engravers
246. Umbrella setters
247. Luggage and handbag makers
248. Toy makers
249. Drawing-men
250. Loftsmen
251. Package wrapper
252. Motion picture projectionists
253. Craftsman and production process workers not elsewhere classified
- (47) Labourers not elsewhere classified
254. Packers and wrappers
255. Warehousemen
256. Longsheremen
257. Stevedores and carriers
258. Railway station labourers
259. Deliverymen
260. Other labourers not elsewhere classified
- J. Protective service workers
- (48) Protective service workers
261. Member of the Self-Defence Forces
262. Policemen including marine and railway
263. Fire fighters
264. Guards, watchmen and janitors
265. Other protective service workers
- K. Service workers
- (49) Domestic service workers
266. Domestic maids (resident)
267. Housekeepers
268. Other domestic service workers
- (50) Personal service workers
269. Barbers
270. Beauticians
271. Bathhouse workers
272. Laundry-men and dry cleaners
273. Cooks
274. Bartenders
275. Servants, waiters and waitresses
276. Barmaid and cabaret waitresses
277. Geisha-girls and hall dancers
278. Recreation and amusement place workers
279. Temporary keepers and lessors
280. Other personal service workers
- (51) Other service workers
281. Masters and Banto (attendants) of hotel, geisha-house, etc.



282. Superintendents of lodging, apartment house and matrons  
 283. Fashion models and other advertising workers  
 284. Sweepers and garbage men

285. Service workers not elsewhere classified  
 L. Unclassifiable  
 (52) Unclassifiable  
 286. Unclassifiable

Table 2. Socio-economic Classification

Socio-Economic Classification	Labour Force Status*(1)	Occupation *(2)			Employment Status*(3)
		Major group	Medium group	Minor group	
1. Agricultural workers	1,2,3,4	E.F. Farmers, lumbermen and fishermen		Exclude 80	2,3,4,5
2. Agricultural employees	1,2,3,4	E.F. Farmers, lumbermen and fishermen		Exclude 80	1
3. Directors	1,2,3,4		(13) Directors of company and corporation		2
4. Shop proprietors	1,2,3,4			62 Retail dealers 63 Wholesale dealers 64 Restaurant operators	2,3,4
5. Factory proprietors	1,2,3,4	I. Craftsmen, production process workers and labourers	Exclude (47)(Labourers not elsewhere classified), (44) (Stationary engine and construction machinery operators) and (45) (Electrical workers)	Exclude 159,170,171,172,173, 174,218,219,220,221,222,226, 227,228,240,242,245,249,250, 251 and 252	2,3
6. Service shop and other proprietors	1,2,3,4	Miscellaneous occupational items not reported elsewhere on socio-economic classification			1,2,3,4,5
7. Professional workers	1,2,3,4		(1) Scientific researchers (5) Registered accountants	13 Physicians 14 Dentists 15 Pharmacists 22 Judges, etc. 29 Professors;college and university 41 Veterinarians	1,2,3,4,5
8. Technical workers	1,2,3,4		(2)Engineers and technicians (3)Medical and public health technicians	Exclude 13, 14 and 15 98 Ship captains, navigators and pilots (except fishing boat) 100 Pilots, aircraft navigators and engineers	1,2,3,4,5
9. Teachers and religious workers	1,2,3,4		(6) Professors and teachers (7) Religious workers	42 Kindergartners 43 Social and welfare workers 44 Private teachers Exclude 29	1,2,3,4,5
10. Authors, artists and entertainers	1,2,3,4		(9) Fine artists, designers and photographers (10) Musicians, stage artists and professional sportsmen	33 Authors 45 Professional and technical workers not elsewhere classified	1,2,3,4,5
11. Managers and officials	1,2,3,4		(12) Government officials (14) Other managers and administrators		1,5
12. Clerical workers	1,2,3,4	C. Clerical and related workers		23 Other judicial workers 34 Reporters and editors 101 Conductors Exclude 56	1,2,4,5
13. Sales workers	1,2,3,4		(18) Sales workers of commodities (19) Sales related workers	62 Retail dealers 63 Wholesale dealers 56 Bill and account collectors Exclude 62, 63 and 64	1 1,2,4,5
14. Skilled workers	1,2,3,4	H. Workers in transport and communications occupations I. Craftsmen, production process workers and labourers	Exclude (47) (Labourers not elsewhere classified)	80 Gardeners and landscape gardeners Exclude 98, 100, 101, 109, 226, and 227	1,4,5
15. Labourers *(4)	1,2,3,4	G. Workers in mining and quarrying occupations L. Unclassifiable	(47) Labourers not elsewhere classified	109 Mail and telegram deliverers 226 Construction labourers 227 Trackmen 284 Sweepers and garbage men	1,4,5
16. Service workers	1,2,3,4	K. Service workers	Exclude (49) Domestic service workers (49) Domestic service workers	64 Restaurant operators Exclude 277 and 284 277 Geisha-girls and hall dancers	1 1,2,4,5 1,2,3,4,5
		J. Protective service workers			1,4,5
17. Protective service workers	1,2,3,4	Regardless of the occupational classification			6
18. Home handicraft workers	1,2,3,4				
19. Students and pupils	7 (15 years old and over)				
20. Houseworkers	6 (15 years old and over)				
21. Other non-active persons 15 years old and over	5,8				
22. Persons under 15 years old					
23. Unclassifiable	Persons who was not reported on their age and labour force status				

\*(1) The numbers shown in the column "Labour Force Status" represent following persons:

- 1 ... Person who worked mostly
- 2 ... Person who worked besides doing housework
- 3 ... Person who worked besides attending school
- 4 ... Person who were absent from work
- 5 ... Person who looked for a job
- 6 ... Person who did housework
- 7 ... Person who attended school
- 8 ... Other persons (infants, aged persons, etc.)

\*(2) For further details, consult page XXII in this report.

\*(3) The numbers shown in the column "Employment Status" represent following persons respectively.

- 1 ... Employees
- 2 ... Company or corporation directors
- 3 ... Employers
- 4 ... Self-employed persons
- 5 ... Family workers
- 6 ... Persons doing home handicraft jobs

\*(4) Persons whose employment status is not known are included in this category.