

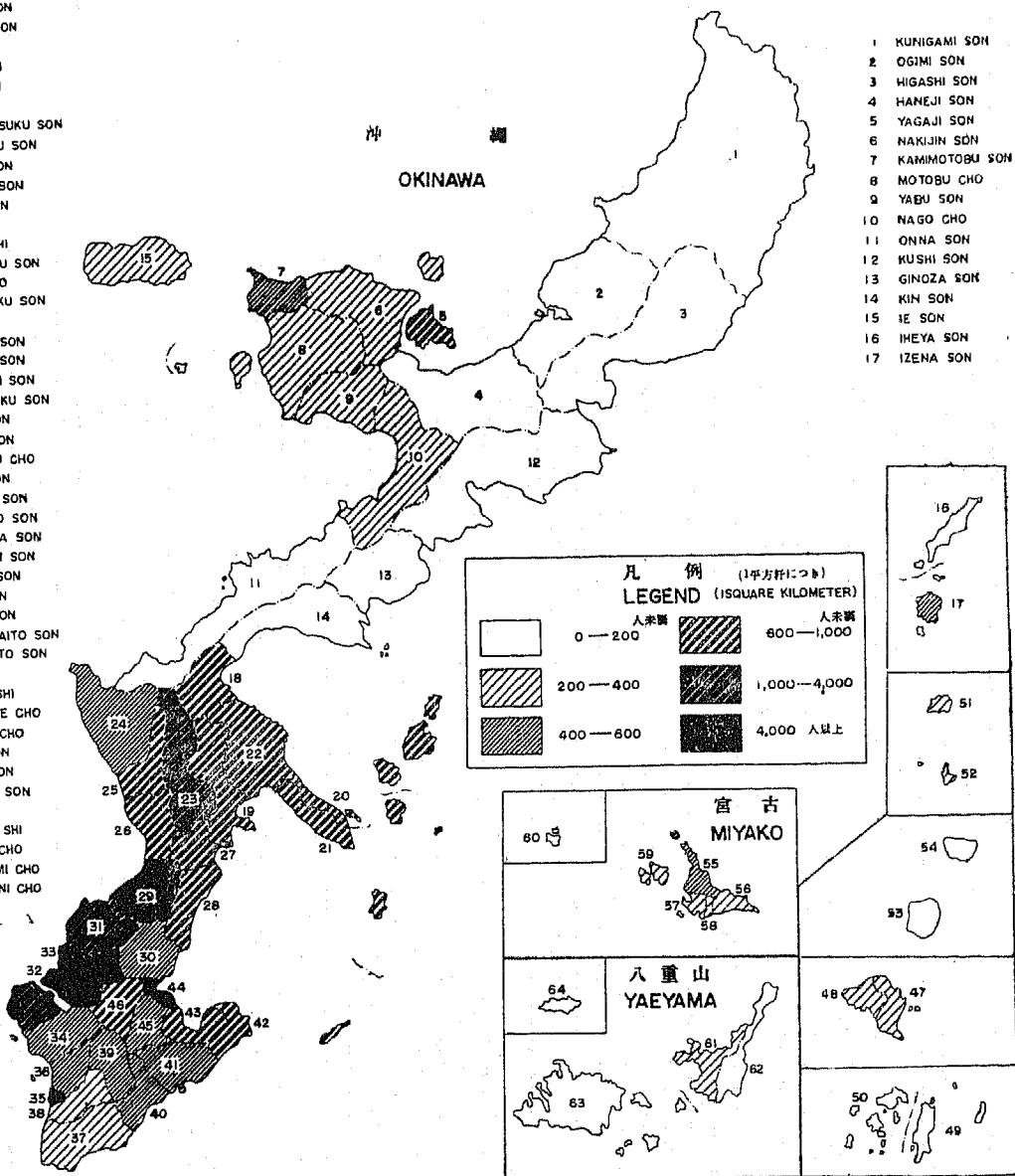
市町村別人口密度
POPULATION, DENSITY BY SHI CHO SON

(1955年12月1日)

- 18 ISHIKAWA SHI
- 19 MISATO SON
- 20 YONAGUSUKU SON
- 21 KATSUREN SON
- 22 GUSHIKAWA SON
- 23 GOEKU SON
- 24 YOMITAN SON
- 25 KADENA SON
- 26. CHATAN SON
- 27 KITANAKAGUSUKU SON
- 28 NAKAGUSUKU SON
- 29 GINOWAN SON
- 30 NISHIHARA SON
- 31 URASOE SON
- 32 NAHA SHI
- 33 MANASHI SHI
- 34 TOMIGUSUKU SON
- 35 IYOMAN CHO
- 36 KANEGUSUKU SON
- 37 MIWA SON
- 38 TAKAMINE SON
- 39 KOCHINDA SON
- 40 GUSHICHAN SON
- 41 TAMAGUSUKU SON
- 42 CHINEN SON
- 43 SASHIKI SON
- 44 YONABARU CHO
- 45 OZATO SON
- 46 HAEBARU SON
- 47 NAKAZATO SON
- 48 GUSHIKAWA SON
- 49 TOKASHIKI SON
- 50 ZAMAMI SON
- 51 AGUNI SON
- 52 TONAKI SON
- 53 MINAMI DAITO SON
- 54 KITA DAITO SON

- 55 HIRARA SHI
- 56 GUSUKUBE CHO
- 57 SHIMOJI CHO
- 58 UENO SON
- 59 IRABU SON
- 60 TARAMA SON

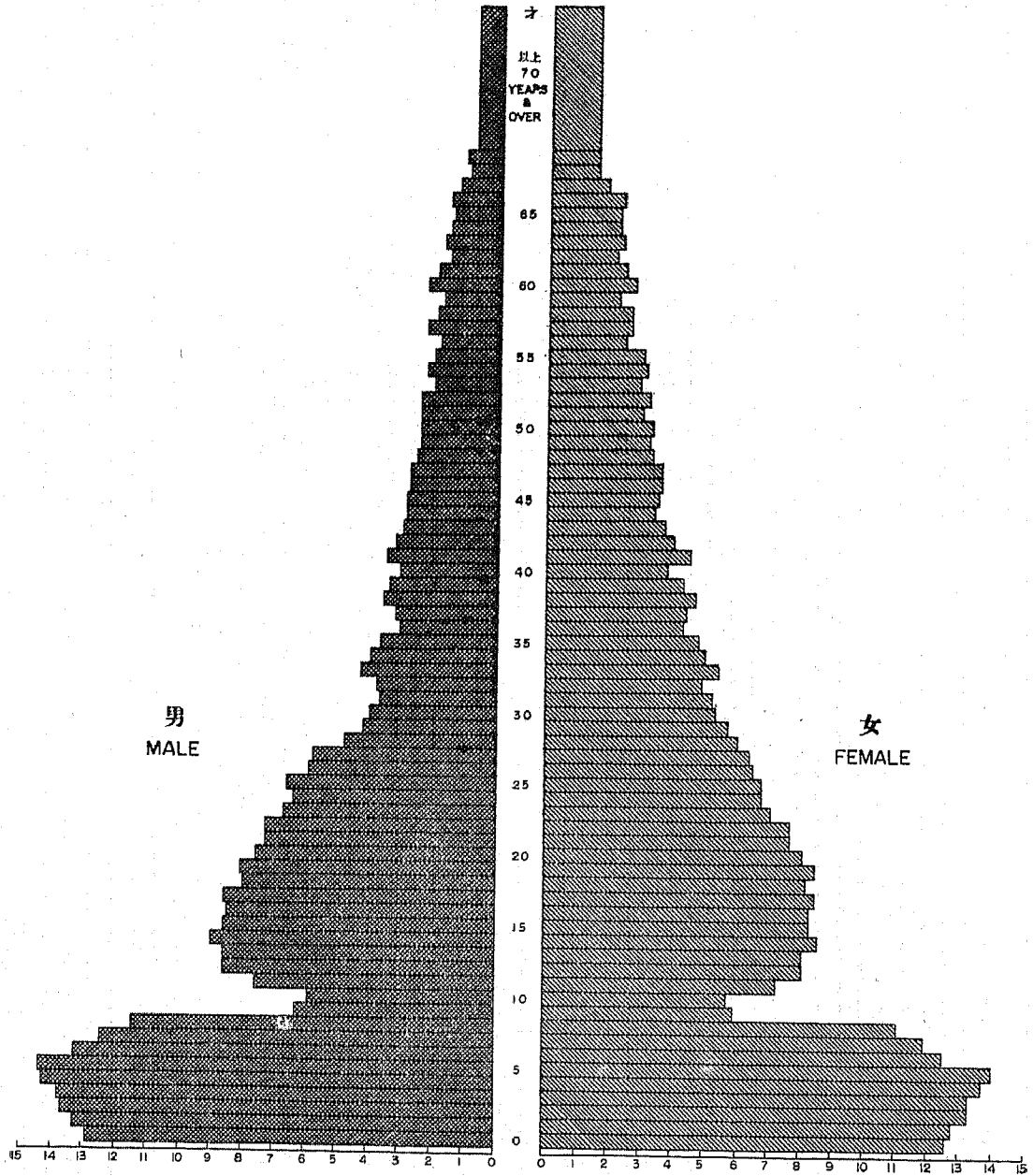
- 61 ISHIGAKI SHI
- 62 OHAMA CHO
- 63 TAKETOMI CHO
- 64 YONAGUNI CHO



年令各才別人ロ構成
POPULATION, BY AGE GROUP AND BY SEX

(1955年12月1日)

全 琉 球
RYUKYU ISLANDS



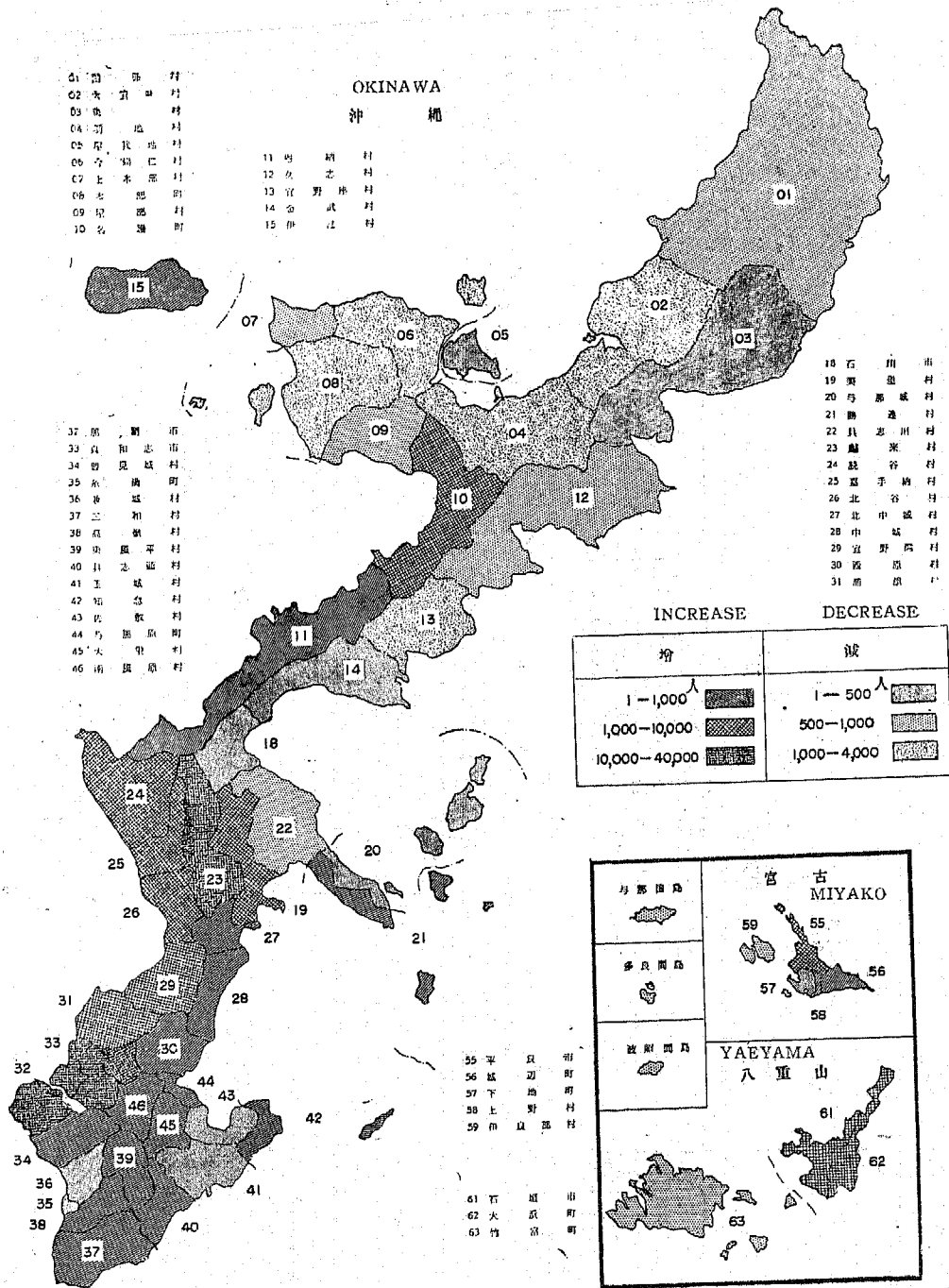
単位千人
IN
THOUSANDS

5年間の人口増減

(1950年対1955年)

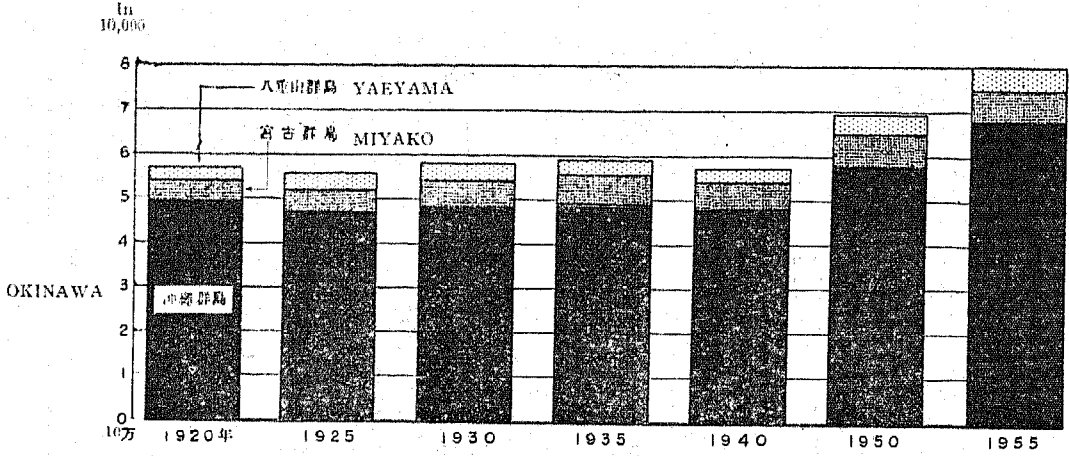
FIVE-YEAR POPULATION CHANGE, (1950~1955)

全琉球 RYUKYU ISLANDS



総人口の推移

THE TRANSITION OF THE GENERAL POPULATION

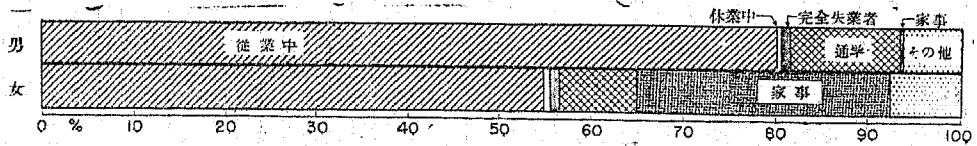
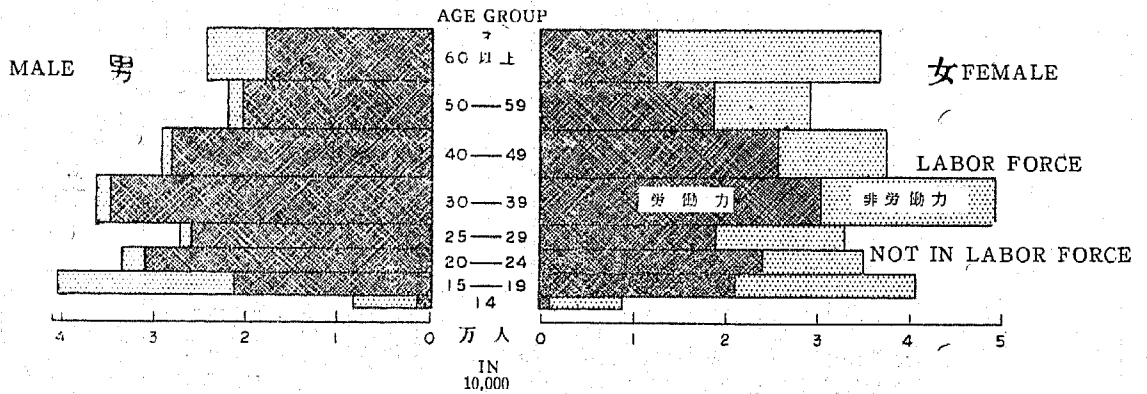


労働力状態年齢階級及び男女別14才以上人口

LABOR FORCE STATUS OF POPULATION, BY SEX AND BY AGE GROUP

全 琉 球

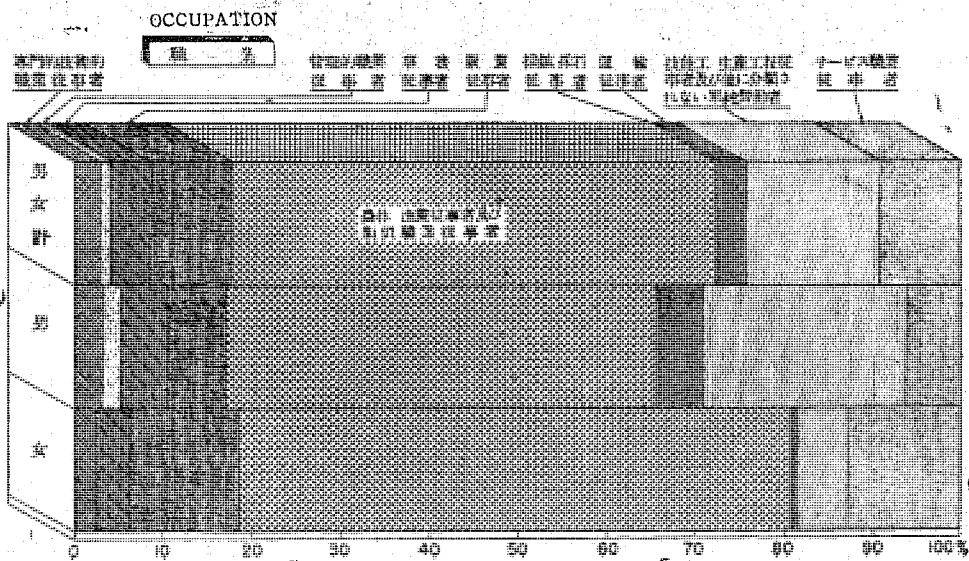
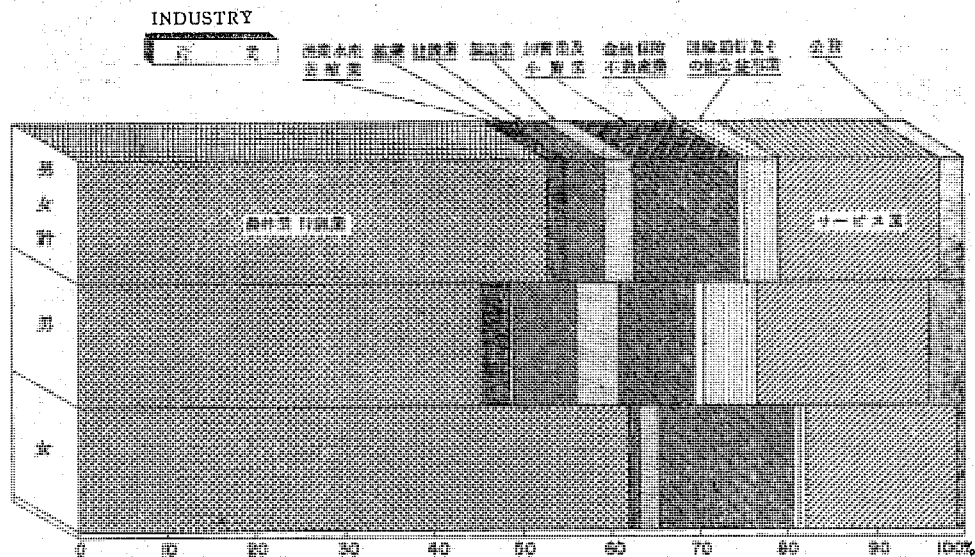
RYUKYU ISLANDS



産業職業及び男女別14才以上就業者割合

EMPLOYED PERSONS 14 YEARS AND OVER, BY INDUSTRY, BY OCCUPATION AND BY SEX

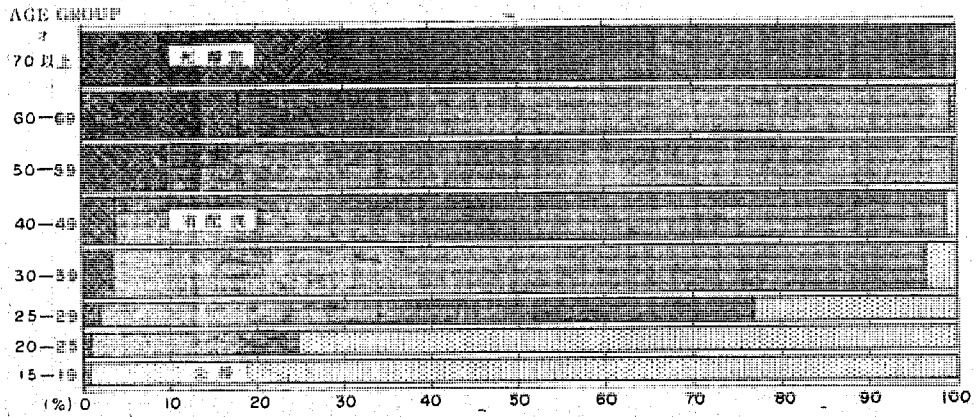
全 琉 球 RYUKYU ISLANDS



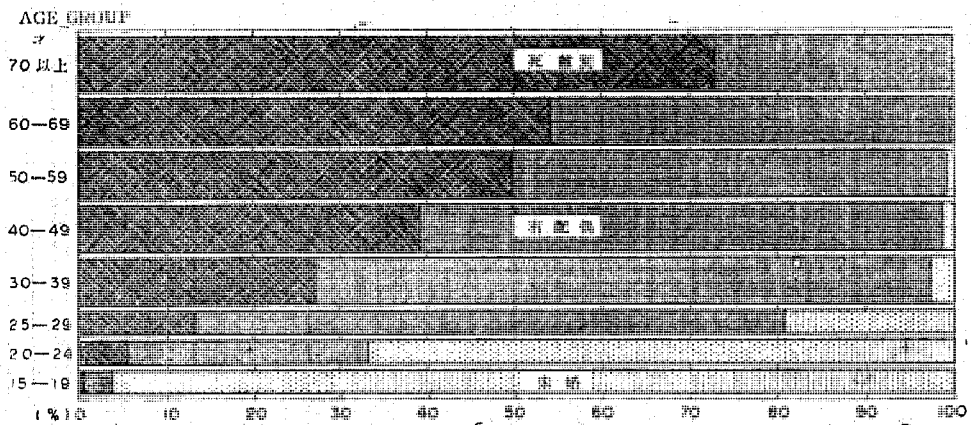
配偶関係及び年齢別15才以上人口の割合
 POPULATION, 15 YEARS AND OVER, BY MARITAL STATUS AND BY AGE GROUP

全 琉 球
 RYUKYU ISLANDS

男 MALE




女 FEMALE



産業及び従業上の地位別・14才以上就業者の割合
 EMPLOYED PERSONS, 14 YEARS AND OVER, BY INDUSTRY AND BY CLASS OF WORKER

全 琉 球
 RYUKYU ISLANDS



世帯主の産業及び所有関係別住宅に住む世帯数 (比率)
 NUMBER OF HOUSEHOLDS, BY TYPE OF DWELLING AND BY INDUSTRY OF EMPLOYMENT
 OF HOUSEHOLD HEAD

全 琉 球
 RYUKYU ISLANDS

