

平成 2 0 年  
— 2 0 0 8 —

# 石油等消費動態統計年報

YEARBOOK OF  
THE CURRENT SURVEY OF ENERGY CONSUMPTION

經濟産業省經濟産業政策局調査統計部

Research and Statistics Department  
Economic and Industrial Policy Bureau  
Ministry of Economy, Trade and Industry (METI)

# 序

経済産業省は、製造業における石油を中心としたエネルギー消費の動向を明らかにするため、毎月、特定業種石油等消費統計調査を実施し、公表しております。

本年報は、平成20年に実施した同統計調査の結果を取りまとめたものであり、製造業におけるエネルギー消費を業種別、生産品目別、地域別に集計して収録し、エネルギー消費に関する詳細なデータを提供するものです。

本年報が、我が国のエネルギー消費の動向把握に役立つことを期待しております。

本年報の発行に当たり、毎月の統計調査に御協力を頂いております皆様に対し厚く御礼申し上げます。

平成21年7月

経済産業省経済産業政策局調査統計部長

野 中 哲 昌

# 目次

## Contents

### 序

Preface

利用上の注意	利・1
--------	-----

Notes for Utilization

概況	概・1
----	-----

Annual Review

### 統計表

Statistical Tables

1. エネルギー消費量の推移	2
Trends of energy consumption	
(1) 固有単位表(事業所ベース)	2
Table of original unit	
(2) 熱量単位表(事業所ベース)	2
Table of energy unit	
2. 業種別統計	6
Statistics by industry	
(1) 業種別エネルギー消費(平成20年)	6
Energy consumption by industry	
1) 固有単位表(事業所ベース)	6
Table of original unit	
2) 熱量単位表(事業所ベース)	6
Table of energy unit	
(2) 燃料受払	10
Fuel input / output	
1) 燃料種別表(平成20年)	10
Table by fuels	
① 固有単位表	10
Table of original unit	
② 熱量単位表	10
Table of energy unit	
2) 業種別表(事業所ベース)	12
(平成20年)	12
Table by industry	
① パルプ・紙・板紙工業	12
Pulp, paper, paperboard industry	
② 化学繊維工業	12
Chemical fibers industry	
③ 石油製品工業	14
Petroleum products industry	
④ ガラス製品工業	14
Glass products industry	
⑤ 化学工業	16
Chemical industry	
⑥ 窯業・土石製品工業	16
Ceramics, clay and stone products industry	
⑦ 鉄鋼業	18
Iron and steel industry	
⑧ 非鉄金属地金工業	20
Non-ferrous metals industry	
⑨ 機械工業	20
Machinery industry	
3) 業種別、燃料別受払の推移	22
(事業所ベース)	22
Trends of fuel input / output	

① 調査対象業種合計	22
Total	
② パルプ・紙・板紙工業	44
Pulp, paper, paperboard industry	
③ 化学繊維工業	50
Chemical fibers industry	
④ 石油製品工業	56
Petroleum products industry	
⑤ ガラス製品工業	63
Glass products industry	
⑥ 化学工業	68
Chemical industry	
⑦ 窯業・土石製品工業	88
Ceramics, clay and stone products industry	
⑧ 鉄鋼業	104
Iron and steel industry	
⑨ 非鉄金属地金工業	122
Non-ferrous metals industry	
⑩ 機械工業	130
Machinery industry	
(3) 電力受払(平成20年)	138
Electricity input / output	
業種別電力受払の推移	
(事業所ベース)	138
Trends by industry	
① 調査対象業種合計	138
Total	
② パルプ・紙・板紙工業	140
Pulp, paper, paperboard industry	
③ 化学工業	140
Chemical industry	
④ 化学繊維工業	140
Chemical fibers industry	
⑤ 石油製品工業	142
Petroleum products industry	
⑥ 窯業・土石製品工業	142
Ceramics, clay and stone products industry	
⑦ ガラス製品工業	142
Glass products industry	
⑧ 鉄鋼業	144
Iron and steel industry	
⑨ 非鉄金属地金工業	144
Non-ferrous metals industry	
⑩ 機械工業	144
Machinery industry	
(4) 蒸気受払(平成20年)	146
Steam input and output	
業種別蒸気受払の推移	
(事業所ベース)	146
Trends by industry	
① 調査対象業種合計	146
Total	
② パルプ・紙・板紙工業	148
Pulp, paper, paperboard industry	

③ 化学工業	148	⑥ ガラス製品	
Chemical industry		一次投入燃料換算表	218
④ 化学繊維工業	148	Conversion table	
Chemical fibers industry		⑦ 鉄鋼製品 Iron and steel products	
⑤ 石油製品工業	150	直接投入エネルギー表	220
Petroleum products industry		Direct input table	
⑥ 窯業・土石製品工業	150	⑦ 鉄鋼製品	
Ceramics, clay and stone products industry		一次投入燃料換算表	234
⑦ ガラス製品工業	150	Conversion table	
Glass products industry		⑧ 非鉄金属地金 Non-ferrous metals	
⑧ 鉄鋼業	152	直接投入エネルギー表	248
Iron and steel industry		Direct input table	
⑨ 非鉄金属地金工業	152	⑧ 非鉄金属地金	
Non-ferrous metals industry		一次投入燃料換算表	258
3. 指定生産品目別統計	154	Conversion table	
Statistics by specified products		⑨ 機械器具製品 Machinery products	
(1) 指定生産品目別エネルギー消費		直接投入エネルギー表	268
(平成20年)	154	Direct input table	
Energy consumption by specified products		⑨ 機械器具製品	
1) 直接投入エネルギー表	154	一次投入燃料換算表	274
Table of direct input energy		Conversion table	
2) 一次投入燃料換算表	154	(3) 指定生産品目別燃料在庫量の推移	280
Conversion table for primary input fuel		Trends of fuel inventory by specified products	
(2) 指定生産品目別エネルギー消費量の		① 化学工業製品	280
推移	166	Chemical products	
Trends by industry		② 窯業・土石製品	281
① パルプ・紙・板紙 Pulp, paper, paperboard		Ceramics, clay and stone products	
直接投入エネルギー表	166	③ 非鉄金属地金	282
Direct input table		Non-ferrous metals	
① パルプ・紙・板紙		4. 地域別統計	284
一次投入燃料換算表	170	Regional statistics	
Conversion table		(1) 経済産業局別燃料種別エネルギー消費	
② 化学工業製品 Chemical products		(平成20年)	284
直接投入エネルギー表	176	Energy consumption by regional bureaus, by fuels	
Direct input table		1) 固有単位表(事業所ベース)	284
② 化学工業製品		Table of original unit	
一次投入燃料換算表	184	2) 熱量単位表(事業所ベース)	284
Conversion table		Table of energy unit	
③ 化学繊維 Chemical fibers		(2) 経済産業局別エネルギー消費量の推移	288
直接投入エネルギー表	192	Trends of energy consumption by regional bureau	
Direct input table		1) 北海道経済産業局管内	288
③ 化学繊維		Hokkaido	
一次投入燃料換算表	194	2) 東北経済産業局管内	290
Conversion table		Tohoku	
④ 石油製品 Petroleum products		3) 関東経済産業局管内	292
直接投入エネルギー表	196	Kanto	
Direct input table		4) 中部経済産業局管内	294
④ 石油製品		Chubu	
一次投入燃料換算表	198	5) 近畿経済産業局管内	296
Conversion table		Kansai	
⑤ 窯業・土石製品 Ceramics, clay and stone products		6) 中国経済産業局管内	298
直接投入エネルギー表	200	Chugoku	
Direct input table		7) 四国経済産業局管内	300
⑤ 窯業・土石製品		Shikoku	
一次投入燃料換算表	208	8) 九州経済産業局管内(含沖縄)	302
Conversion table		Kyushu (including Okinawa)	
⑥ ガラス製品 Glass products		(3) 都道府県別エネルギー消費量	304
直接投入エネルギー表	216	Energy consumption by prefectures	
Direct input table			

## 利用上の注意

この年報は、統計法に基づく経済産業省特定業種石油等消費統計調査規則により実施された石油等消費動態統計調査（指定統計第115号）に関する平成20年の調査結果を編集公表するものです。

毎月の調査結果は、「石油等消費動態統計月報」として公表していますが、月報公表後数値の訂正が行われることがあります。この年報ではこれを補正しています。

本統計調査の概要、統計表の作成方法及び統計表の見方は、以下のとおりです。

### I 石油等消費動態統計調査の概要

#### 1. 調査の目的

この調査は、工業における石油等の消費の動態を明らかにし、石油等の消費に関する施策の基礎資料を得ることを目的としています。

#### 2. 調査対象事業所

この調査の対象事業所は、経済産業省生産動態統計調査（指定統計第11号）の対象事業所のうち、第1表に掲げる9業種に属する事業所（なお、業種によっては従業者規模による裾切りを行っている。）です。

#### 3. エネルギーの調査範囲

エネルギーの調査範囲は、対象事業所の構内で使用したエネルギー（自家発生したもの及び原油、ナフサ等原料にも燃料にも使用され得るものを含む。）のうち、第2表に掲げるものです。

なお、石油系燃料とは第2表の区分の原油～オイルコークスをいい、非石油系燃料とはコークス製造用炭（原料炭）～廃タイヤをいいます。

#### 4. 調査項目の定義

##### (1) 燃料（事業所ベース）

##### 1) 受入

事業所及び事業所が契約の主体となって借り受けている倉庫又は保管場所に受け入れた燃料（原料用を含む。）の総量です。

##### 2) 発生・回収又は生産

事業所で発生・回収又は生産した燃料（原料用を含む。）の総量です。

##### 3) 消費

事業所で使用した燃料（原料用を含む。）の総量です。ただし、燃料種別ごとの消費量は、調査対象事業所で他の事業所から受

け入れた分と事業所内で他の燃料（原料用を含む。）から転換（例えば、石炭から石炭コークスに転換）した分の合計の総量です。

① 「ボイラ用（暖厨房等専用のもを除く）」とは、生産工程用の一般ボイラ及び自家発電用ボイラで燃焼させた燃料の総量です。

② 「コージェネレーション用」とは、熱電力併給システムで使用した燃料の総量です。

③ 「ボイラ用及びコージェネレーション用以外」とは、①②以外の用途に使用した総量です。

(ア) 「原料用」とは、燃焼を目的とせず、他の製品を生産するための原料として使用した総量です。

(イ) 「直接加熱用」とは、溶鉱炉、転炉、溶解炉、均熱炉、加熱炉、窯業用炉、焼結炉、培焼炉、乾燥炉等の各種工業炉及びこれらの設備と類似の設備で燃焼させた燃料の総量です。

(ウ) 「その他用」とは、「原料用」、「直接加熱用」以外の構内運搬、試運転・検査用、冷暖房用、厨房用及び自家発電用の内燃機関（コージェネレーション用以外のディーゼル機関、ガスタービン等）で使用した燃料の総量です。

なお、「原料用」を設けていない業種では、「その他用」に「原料用」消費を含んでいます。

#### 4) 払出

事業所で次の事由によって払い出した燃料（原料用を含む。）の総量です。

① 他企業へ販売したもの

② 同一企業内の他の事業所へ払い出したもの

③ 他企業へ委託生産などにより払い出したもの

#### 5) 月末在庫

調査期間の末日現在において、事業所及び事業所が契約の主体となって借り受けている倉庫又は保管場所に保管してある燃料（原料用を含む。）の総量です。

#### 6) 「受入」、「在庫」等の調査項目の調査を行っていない業種

① 「石油製品工業」については、石油製品の在庫を生産者在庫と消費者在庫に分割する必要がないことから、「在庫」の項目の調査を行っていません。また、原油と石油製品の重複を避けるため、原油の「原料用消費」の項目の調査を行っていません。このほか、「受入」についても、当該事業所が燃料用として使用するために受け入れた種別についてのみ調査を行っています。

② 「化学工業」のうち石油化学製品を生産している事業所については、調査上の制約から「炭化水素油（副生油）」と「石油系炭化水素ガス（副生ガス）」の「受入」、「在庫」及び「原料用消費」並びに「液化石油ガス」の「在庫」の項目の調査を行っていません。

## (2) 電力（事業所ベース）

### 1) 購入電力（買電）

事業所で電気事業者及び他企業から購入した電力量並びに同一企業内の他の事業所から受け入れた電力の総量です。

### 2) 自家発電

事業所で発電した発電端ベースの電力量です。「火力」は蒸気力で発電した電力量、「コージェネレーション」は熱電力併給システムの設備での発電、「水力」は水力発電、「その他」は地熱発電、余熱・排熱発電、高炉頂圧発電、内燃機関（コージェネレーション用以外のディーゼル機関、ガスタービン等）による発電量です。

### 3) 消費

事業所で使用した電力量（変圧、変流によるロスを含む。）の総量です。

### 4) 販売電力（売電）

事業所で自家発電を行い、電気事業者及び他企業に販売した電力量並びに同一企業内の他の事業所に送電した電力量です。

## (3) 蒸気（事業所ベース）

事業所全体の蒸気の発生、消費等の状況を 100°C 1 気圧の乾き飽和蒸気量に換算（2.675MJ/kg）した蒸気（以下同じ。）の総量です。

### 1) 受入

事業所で他企業及び同一企業内の他の事業所から受け入れた蒸気の総量です。

### 2) 蒸気発生

#### ① 「一次蒸気」

事業所で生産工程用の一般ボイラ及び自家発電用ボイラで燃料を燃焼することによって発生させた一次蒸気（温水を含む。）の総量です。

#### ② 「一次蒸気以外」

(ア) 「コージェネレーション」とは、コージェネレーションの排熱回収装置（温水熱交換器、蒸気発生器）で、発生又は回収した蒸気量です。

(イ) 「その他」とは、余熱・排熱回収ボイラで発生又は回収し

た蒸気量です。

### 3) 消費

事業所で受け入れた蒸気量及び発生させた一次蒸気量のうち事業所で使用した蒸気量です [受入蒸気量+自家発生蒸気量-払出蒸気量の数値となります]。

① 「生産工程用」とは、駆動、乾燥、加熱、温度調整等のために生産工程に送り出した蒸気量です。なお、タービンから抽気等を行い、それを生産工程用に送り出している場合は、その蒸気量を含んでいます。

② 「自家発電用」とは、自家発電（火力）のために実際に使用した蒸気量です。

③ 「その他用」とは、ボイラ運転に伴う所内蒸気量、並びに暖厨房等に使用した蒸気量です。

### 4) 払出

事業所で次の事由によって払い出した蒸気の総量です。

① 他企業に販売したもの

② 同一企業内の他の事業所に払い出したもの

## (4) 部門別消費内訳（生産品目ベース）

部門別消費内訳とは、調査対象事業所で第1表の「指定生産品目」欄に掲げる品目の生産のため直接使用している燃料（ボイラ用及びコージェネレーション用以外）、電力及び蒸気（生産工程用）のエネルギー種別毎の消費量（直接投入エネルギー消費量）です。

なお、指定生産品目（群）に含まれる品目の範囲は、経済産業省生産動態統計調査（指定統計第11号）で定めている品目の範囲です。詳しくは同統計調査を参照してください。

## II 統計表の作成方法と統計表の見方

統計表は、事業所ベースの業種別統計表（業種別エネルギー消費表、燃料受払表、電力受払表、蒸気受払表）と生産品目ベースの指定生産品目別統計表（直接投入エネルギー表、一次投入燃料換算表及び燃料在庫表）の2つから構成されています。

それぞれの統計表の作成方法及び見方は、以下のとおりです。

### 1. 業種別統計表（事業所ベース）

(1) 業種別統計表は、第1表に掲げる9調査対象業種に属する事業所について、9調査対象業種ごとに事業所ベース（事業所全体）の燃料、電力及び蒸気の消費量等をエネルギー種別ごとに集計した結果です。換言すると、事業所ベースの消費量は、第1表の「指定生産品目」欄に掲げる以外の品目の生

産のために消費したエネルギーを含む事業所全体の消費量です。

ただし、本統計調査では、調査対象業種を兼業している事業所があるため9調査対象業種を積み上げた全国計及び経済産業局別の計は、事業所の重複排除を行っており、この事業所の重複分は「重複事業所分補正量」としてそれぞれの表にマイナス計上しています。

- (2) 同統計表のうち、業種別エネルギー消費表と燃料受払表の燃料種別ごとの消費量は、調査対象事業所で他の事業所から受け入れた分と事業所内で他の燃料から転換（例えば、石炭から石炭コークスに転換）した分の合計量です。

したがって、燃料消費量合計（原油換算値）は、この転換分だけ消費量が重複していますが、9調査対象業種計と化学工業、窯業・土石製品工業及び鉄鋼業の3業種については、調査対象事業所内で他の燃料からの転換分を排除したネットの消費量を掲載しています。

なお、ネットの消費量の算出方法は、燃料消費量合計（熱量換算ベース）から石炭コークス（ピッチコークスを含む）、タール、コークス炉ガス、高炉ガス、転炉ガス、電気炉ガス、酸素の7種別の発生・回収又は生産量（熱量換算ベース）を差し引くことによって求めています。

## 2. 指定生産品目別統計表（生産品目ベース）

- (1) 指定生産品目別統計表は、調査対象事業所で第1表の「指定生産品目」欄に掲げる品目の生産のために消費したエネルギー消費量をエネルギー種別ごとに集計した結果です。

なお、本統計調査で指定した指定生産品目以外の品目の生産のために消費したエネルギー消費量は、原則として「その他の製品」として掲載しています。

- (2) 同統計表は、調査票の「部門別消費内訳」欄を単純集計した表（直接投入エネルギー表）と、調査対象事業所で自家発生蒸気、自家発電力の二次エネルギーに変換して使用している場合には当該事業所の一次投入燃料消費量ベースに換算して集計した表（一次投入燃料換算表）と、更に後者の集計結果に基づいて事業所ベースの主要燃料在庫を指定生産品目ベースに按分して集計した表の3つから構成されています。

### 1) 直接投入エネルギー表（調査票の単純集計表）

同統計表は、当該生産品目を生産するために実際に直接使用している燃料（ボイラ用及びコージェネレーション用以外）、電力及び蒸気の消費量をエネルギー種別ごとに集計した結果

です。

同統計表と燃料受払表、電力受払表及び蒸気受払表の関係は次のとおりです。

同統計表の「合計」欄の種別ごとの燃料消費量は、燃料受払表の「ボイラ用及びコージェネレーション用以外」燃料消費量「計」（なお、鉄鋼業については「ボイラ用」、「コージェネレーション用」燃料消費量を含んだ「合計」と、電力消費量は電力受払表の電力消費量「計」と、蒸気消費量は蒸気受払表の「生産工程用」蒸気消費量（機械工業については指定生産品目ベースの蒸気消費量の調査は行っていません。）とそれぞれ一致しています。したがって、電力消費量は購入分と自家発電分の合計から販売電力を差し引いた数量、蒸気消費量は「生産工程用」蒸気消費量の数量です。

### 2) 一次投入燃料換算表（事業所の「ボイラ用」、「コージェネレーション用」燃料消費量ベースに換算して集計した表）

同統計表は、当該生産品目を生産するために使用している燃料、電力及び蒸気のうち、当該事業所内で燃料から変換している二次エネルギー（自家発生蒸気、自家発電電力（水力による自家発電電力を除く。）、の消費分（二次エネルギーの外販分を除く。）を当該事業所の変換前の一次投入燃料（ボイラ用燃料、コージェネレーション用燃料）消費量ベースに燃料種別ごとに換算する一方、蒸気及び電力の消費量は購入分（又は受入分）に換算してそれぞれ集計した結果です（なお、電力は購入分に水力による自家発電電力を含む。）。換算は、下記の方法で事業所ごとに行っています。

なお、機械工業については、電力消費量についてのみ事業所別に換算を行っています。

#### ① 「ボイラ用及びコージェネレーション用消費」の一次投入燃料消費量の算出

蒸気使用割合（SU）＝

$$\frac{\text{蒸気発生計}-\text{蒸気払出}}{\text{蒸気発生計}}$$

ボイラ蒸気生産工程用使用割合（BSP）＝

$$\frac{\text{蒸気生産工程用消費量}}{\text{蒸気消費量計}}$$

コージェネ蒸気生産工程用使用割合（CSP）＝

$$\frac{\text{蒸気生産工程用消費量}}{\text{蒸気消費量計}-\text{蒸気自家発電用消費量}}$$

当該生産品目の蒸気使用割合 (SG) =

$$\frac{\text{当該生産品目の蒸気使用量}}{\text{部門別蒸気消費量計}}$$

電力使用割合 (EU) =

$$\frac{\text{自家発電力量計} - \text{電力販売量}}{\text{自家発電力量計}}$$

一次蒸気の自家発電用割合 (ES) =

$$\frac{\text{蒸気自家発電消費量}}{\text{一次蒸気発生量}}$$

当該生産品目の電力使用割合 (EG) =

$$\frac{\text{当該生産品目の電力使用量}}{\text{部門別電力消費量計}}$$

コージェネ用燃料消費の蒸気発生割合 (CS) =

$$\frac{\text{コージェネ蒸気発生} \times \text{単位熱量}}{(\text{コージェネ蒸気発生} \times \text{単位熱量}) + \text{コージェネ発電力量} \times \text{単位熱量}}$$

コージェネ用燃料消費の発電電力割合 (CE) =

$$\frac{\text{コージェネ発電力量} \times \text{単位熱量}}{(\text{コージェネ蒸気発生} \times \text{単位熱量}) + \text{コージェネ発電力量} \times \text{単位熱量}}$$

- (7) 「火力」又は「コージェネ」発電を行っている事業所
- 7) 生産品目 (又は部門) 別の自家発生蒸気消費量 (生産工  
程用) の一次投入燃料換算値 (Iin) (機械工業を除く業種)  
Iin = (ボイラ用燃料消費量 (以下 Bi) × BSP + コージェネ  
用燃料消費量 (以下 Ci) × CS × CSP) × SU × SG
- 1) 生産品目 (又は部門) 別の「火力」又は「コージェネ」  
発電消費量の一次投入燃料換算値 (I'in)  
I'in = (Bi × ES × SU + Ci × CE) × EU × EG
- ウ) 生産品目別の一次投入燃料消費量 = 生産品目別の直接投  
入燃料消費量 + Iin + I'in
- エ) 機械工業の生産品目別の一次投入燃料消費量 = 生産品目  
別の直接投入燃料消費量 + (Bi + Ci) × EU × EG
- (イ) 「火力」及び「コージェネ」発電を行っていない事業所  
生産品目別の一次投入燃料消費量 = 生産品目別の直接投入  
燃料消費量 + Bi × SU × SG
- ② 購入電力系 (購入電力 + 水力) 電力量の算出  
生産品目別購入電力系消費量 = (購入電力量 + 水力発電量  
× EU) × EG
- ③ 受入蒸気量の算出

$$\text{生産品目別受入蒸気消費量} = \text{受入蒸気量} \times \text{SG}$$

3) 指定生産品目別燃料在庫表

燃料 (原料を含む。) 在庫については、事業所ベース (事業所  
全体) の調査ですが、経済産業省生産動態統計調査等の関連か  
ら生産品目別に下記の方法で、事業所別、燃料種別ごとに按分  
して集計しました。

$$\text{生産品目別燃料在庫} = \text{燃料在庫量 (事業所ベース)}$$

$$\times \frac{\text{当該生産品目燃料消費量} \times \text{(一次投入燃料消費量換算後)}}{\text{生産品目別燃料消費量計} \times \text{(一次投入燃料消費量換算後)}}$$

### Ⅲ この年報で使用している地域別の内容

経済産業局別

北海道経済産業局 北海道全域

東 北 " 青森、岩手、宮城、秋田、山形、福島 of 各  
県

関 東 " 茨城、栃木、群馬、埼玉、千葉、東京、  
神奈川、新潟、山梨、長野、静岡 of 各都県

中 部 " 富山、石川、岐阜、愛知、三重 of 各県

近 畿 " 福井、滋賀、京都、大阪、兵庫、奈良、  
和歌山 of 各府県

中 国 " 鳥取、島根、岡山、広島、山口 of 各県

四 国 " 徳島、香川、愛媛、高知 of 各県

九 州 " 福岡、佐賀、長崎、熊本、大分、宮崎、  
鹿児島 of 各県及び沖縄県

### Ⅳ その他

- この年報で使用している記号の区分は下記のとおりです。  
「0」は単位未満 「-」は実績なし  
「…」は不詳 「r」は訂正
- 単位未満を四捨五入しているため、内容の積み上げと合計  
が一致しない場合があります。
- 熱量換算は、それぞれの調査項目ごとに行っているため、  
合計と内訳は一致しません。
- この年報に掲載された統計を他に転載するときは、必ず「石  
油等消費動態統計年報」による旨を明記してください。

## V 問い合わせ先

この年報の内容についての問い合わせは、下記あてご連絡  
ください。

〒100-8902 東京都千代田区霞が関一丁目3番1号

経済産業省 経済産業政策局 調査統計部

鉱工業動態統計室 資源・窯業グループ

電話代表 (03) 3501-1511 (代) 内線 2869

本年報は再生紙を使用しております。

第1表 石油等消費動態統計調査の調査対象業種、指定生産品目(群)及び調査の範囲

調査対象業種	指定生産品目(群)	調査の範囲
パルプ・紙工業	パルプ 紙 板紙	全部 従業者 50 人以上のもの 従業者 50 人以上のもの
化学工業 (化学繊維工業を除く)	石油化学製品 アンモニア及びアンモニア誘導品 ソーダ工業製品	全部 全部 全部
化学繊維工業	化学繊維	従業者 30 人以上のもの
石油製品工業	石油製品(グリースを除く。)	全部
窯業製品及び土石製品工業 (ガラス製品工業(板ガラス工業を除く)を除く)	セメント 板ガラス 石灰	全部 全部 従業者 30 人以上のもの
ガラス製品工業 (板ガラス工業を除く)	ガラス製品	従業者 100 人以上のもの
鉄鋼業	鉄鋼	銑鉄、フェロアロイ、粗鋼、鋼半製品、鍛鋼品、鑄鋼品、一般普通鋼熱間圧延鋼材、冷延広幅帯鋼、冷延電気鋼帯、めっき鋼材、特殊鋼熱間圧延鋼材、特殊鋼冷延鋼板、鋼管(冷けん鋼管を除く)又は鑄鉄管を生産するもの 上記以外のもの
非鉄金属地金工業	銅 鉛 亜鉛 アルミニウム アルミニウム二次地金	全部 全部 全部 全部 従業者 30 人以上のもの
機械工業	土木建設機械、 金属工作機械及び金属加工機械、 電子部品、 電子管・半導体素子・集積回路、 電子計算機及び関連装置、電子応用装置、 自動車及び部品(二輪自動車を含む)	経済産業大臣の指定する従業者 500 人以上のもの

第2表 エネルギー種別の単位及び定義

区分	種別	調査の単位	単位当たりの発熱量	定義及び備考
石油系燃料	原油	kl	38.2MJ/l	}「化学工業」のみ調査。 工業用ガソリンを除く。また、自動車用ガソリンのうち、構外運搬に使用されたものは除く。 石油化学で芳香族製品（純ベンゼン、純トルエン、キシレン等）を抽出するために使用するもの。 構外運搬に使用されたものは除く。 石油系の油（原油～B・C重油以外の油）をいう。 液化石油ガス（LPG）以外の石油系ガスをいう。 生コークスを含む。
	NGL・コンデンセート	kl	35.3MJ/l	
	ガソリン	kl	34.6MJ/l	
	ナフサ	kl	33.6MJ/l	
	改質生成油	kl	35.1MJ/l	
	灯油	kl	36.7MJ/l	
	軽油	kl	37.7MJ/l	
	A重油	kl	39.1MJ/l	
	B・C重油	kl	41.9MJ/l	
	炭化水素油（副生油）	kl	41.9MJ/l	
非石油系燃料	液化石油ガス（LPG）	t	50.8MJ/kg	}「鉄鋼業」のみ調査。 無煙炭を含む。 石炭コークスにピッチコークスを含む。 「鉄鋼業」、「化学工業」のみ調査。
	石油系炭化水素ガス（副生ガス）	1000m <sup>3</sup>	44.9MJ/Nm <sup>3</sup>	
	オイルコークス	t	29.9MJ/kg	
	コークス製造用炭（原料炭）	t	29.1MJ/kg	
石油系燃料	石炭	t	25.7MJ/kg	炭鉱ガス抜きガスは含まない。 地域のガス事業者から液化天然ガス（LNG）専用の導管で供給されているものを含む。 地域のガス事業者から供給されているものをいう。ただし、「液化天然ガス（LNG）」を専用の導管で購入している場合は、「液化天然ガス（LNG）」として計上している。 「パルプ・紙・板紙工業」のみ調査。 「鉄鋼業」のみ調査。 「パルプ・紙・板紙工業」、「ガラス製品工業」のみ調査。 廃棄物となったタイヤを原形のまま、又はチップ状にしたものを燃料として使用したもの。
	石炭コークス（ピッチコークスを含む）	t	29.4MJ/kg	
	タール	t	37.3MJ/kg	
	コークス炉ガス	1000m <sup>3</sup>	21.1MJ/Nm <sup>3</sup>	
	高炉ガス	1000m <sup>3</sup>	3.41MJ/Nm <sup>3</sup>	
	転炉ガス	1000m <sup>3</sup>	8.41MJ/Nm <sup>3</sup>	
	電気炉ガス	1000m <sup>3</sup>	8.41MJ/Nm <sup>3</sup>	
	天然ガス	1000m <sup>3</sup>	43.5MJ/Nm <sup>3</sup>	
	液化天然ガス（LNG）	t	54.6MJ/kg	
	都市ガス（A）（注1）	1000m <sup>3</sup>	（注4）	
都市ガス（B）（注2）				
都市ガス（注3）				
回収黒液	絶乾 t	13.2MJ/絶乾 kg		
酸	1000Nm <sup>3</sup>	7.12MJ/Nm <sup>3</sup>		
廃材	絶乾 t	16.3MJ/絶乾 kg		
廃タイヤ	t	33.2MJ/kg		
電	1000kWh	3.60MJ/kWh	「機械工業」は調査を行っていない。	
蒸気	t	2.675MJ/kg		

- 注1. 都市ガス（A）は単純集計値。  
 2. 都市ガス（B）は41.1MJ/m<sup>3</sup>換算値。  
 3. 都市ガスは熱量換算値（10<sup>6</sup>kJ）。  
 4. 都市ガスの単位当たりの発熱量は、事業所ごとの単位当たりの発熱量によります。

第3表 石油等消費動態統計調査の調査業種別の主な調査項目

Table 3. Main survey fields items

調査業種 Surveyed industry	燃料 Fuels						電力 Electricity							
	受入 Receipts	発生・ 回収又は 生産 Generation, recovery and/or production	消費 Consumption				払出 Shipments	月末在庫 Inventory	購入電力 Purchase	自家発電 Private power generation			消費 Consumption	販売電力 Shipments
			ボイラ用 for Boilers	コージェネ レーション 用 for Co- generation	原料用 as Materials	直接加熱 用 for Direct heating				その他用 for Others	火力 Thermal	コージェネ レーション Co- generation		
パルプ・紙・板紙工業 Pulp, paper, paper board industry	○	×	○	○	×	○	○	○	○	○	○	○	○	○
化学工業 Chemical industry	○	○	○	○	○	○	○	○	○	○	○	○	○	○
化学繊維工業 Chemical fibers industry	○	×	○	○	×	○	○	○	○	○	○	○	○	○
石油製品工業 Petroleum products industry	○	×	○	○	○	○	×	○	○	○	○	○	○	○
窯業・土石製品工業 Ceramics, clay and stone products industry	○	○	○	○	○	○	○	○	○	○	○	○	○	○
ガラス製品工業 Glass products industry	○	×	○	○	×	○	○	○	○	○	○	○	○	○
鉄鋼業 Iron and steel industry	○	○	○	○	○	○	○	○	○	○	○	○	○	○
非鉄金属地金工業 Non-ferrous metals industry	○	×	○	○	×	○	○	○	○	○	○	○	○	○
機械工業 Machinery industry	○	×	○	○	×	○	○	○	○	○	○	○	○	○ (その他の み)

注：鉄鋼業の自家発電には「炉頂圧」の調査項目があります。

Note: "The high pressure at the top of blast furnaces" is surveyed in the item of private power generation of iron and steel industry.

## Notes for Utilization

The objective of this yearbook is to compile and publish the results of the 2008 survey concerning the Current Survey of Energy Consumption (Designated Statistics No.115), which is conducted under METI's regulations for the Statistical Survey of Energy Consumption in the Selected Industries based on the Statistics Law. The results of the monthly survey are published as 'Monthly Report of the Current Survey of Energy Consumption. After being published in the monthly report, figures may be revised. This yearbook revises those figures.

An outline of this statistical survey, the method used to compile the statistics, and an explanation of their uses are as follows:

### I. Outline of the Current Survey of Energy Consumption

#### 1. Purpose of the survey

This survey aims to clarify the current consumption of petroleum and other types of energy by industry and to obtain basic materials for making policies concerning the consumption of petroleum, etc.

#### 2. Establishments surveyed

This survey covers the establishments in the nine industrial categories listed in Table 1, among those covered by the Current Survey of Production (No.11, Designated Statistics) by the Ministry of Economy, Trade and Industry. (Smaller establishments in some industries are exempted from the survey, as determined by the number of employees.)

#### 3. Scope of energy surveyed

The Scope of energy surveyed are those listed in Table 2, among those consumed by the establishments covered by this survey (including in-house generated types of energy and materials that are used both as material and fuel, such as crude petroleum and naphtha).

As shows in Table 2, petroleum-based fuels range from crude petroleum to petroleum coke, and non-petroleum-based fuels range from coal for making coke (material coal) to used tires.

#### 4. Definition of survey fields items

##### (1) Fuels (establishment base)

###### 1) Receipt

Total volume of the fuel (including that used as materials) received

by the establishment, or by a warehouse or storage facility rented under a contract to which the establishment is a principal party.

###### 2) Generation, recovery and production

Total volume of the fuel (including that used as materials) generated, collected or produced by the establishment.

###### 3) Consumption

Total volume of the fuel (including that used as materials) consumed by the establishment. However, the consumption in the fuel category is the total of that of the fuels received from other establishments (including those used as materials) and that of the fuels converted from other categories (for example, from coal to coal coke).

① Fuels "for boilers (except for heating or cooking)" refers to the volume of fuels burned in general purpose boilers for the production process or in the boilers for private power generation.

② Fuels "for co-generation" refers to the volume of fuels used for co-generation.

③ Fuels "for purposes other than boilers and co-generation" refers to the volume of fuels used for purposes other than ① and ②.

(a) "As materials" refers to the volume used not as fuel, but as materials for manufacturing other products.

(b) Fuels "for direct heating" refers to the volume of fuels burned in various industrial furnaces, such as smelting furnaces, conversion furnaces, dissolving furnaces, soaking pits, heating furnaces, ceramic furnaces, sintering furnaces, ash-burning furnaces, drying furnaces, etc., and in similar equipment.

(c) Fuels "for other purposes" refers to the volume of fuels used for purposes other than "as materials" and "direct heating", such as transportation within a plant, trial runs for inspection, air-conditioning, cooking, and internal combustion engines for private power generation (diesel engines and gas turbines, etc., for purposes other than co-generation).

For the industries for which the use "as materials" is not provided separately, fuels "for other purposes" include what is used "as materials".

###### 4) Shipment

Total volume of fuels taken out of the establishment (including that used as materials) for reasons mentioned below:

① sales to other establishments,

②transfer to other divisions of the same company, or

③transfer to other establishments for subcontracted production.

5) Month-end inventory

Total volume of fuels (including those used as materials) stored at the end of the survey month at the establishment or at a warehouse or storage facility rented under a contract to which the establishment is a principal party.

6) Industrial categories exempted from the survey for such items as “Receipt” and “Inventory”

① In the “Petroleum Product Industry”, the items related to “Inventory” are not surveyed because it is not necessary to divide the inventory of petroleum products into that owned as a producer or as a consumer. Furthermore, crude petroleum “consumption as materials” is not surveyed, to avoid the duplication of crude petroleum and petroleum products. As for “Receipt”, the survey is made only for the fuel category which the establishment received as fuel.

② For establishments manufacturing petrochemical products in the “Chemical industry”, surveys are not made for “Receipt”, “Inventory” and “Use as materials” for by-product hydrocarbon oil and by-product petroleum-based hydrocarbon gas and “Inventory” of liquefied petroleum gas (LPG), due to the limitations of the survey.

(2) Electricity (establishment basis)

1) Electricity purchased

This is the sum of the electric power purchased by the establishment from electric companies and other enterprises, and that received from other establishments of the same enterprise.

2) Private power generation

This is the electric power generated by the establishment measured at the generation terminal. “Thermal” stands for steam-generated power, “Co-generation” for power generated via co-generation system facilities, “Hydro” for hydro-generated power, and “Others” for power generated using geothermal energy, extra or waste heat, the high pressure at the top of blast furnaces, or by using internal combustion engines (diesel engines, gas turbines, etc., not related to co-generation).

3) Consumption

Total electric power consumed by the establishment (including loss

for changing voltage and amperage).

4) Electricity sold

This is the sum of electric power sold by the establishment, for private power generation, to electric companies and other enterprises, and that delivered to other establishments of the same enterprise.

(3) Steam (establishment basis)

This refers to the volume of steam generated, consumed, etc., by the establishment converted to the volume of dry, saturated steam at 100°C and 1 atmospheric pressure (2.675MJ/kg).

1) Receipt

Total volume of pressure the establishment received from other enterprises or other establishments of the same enterprise.

2) Steam generation

① “Primary steam”

Total volume of primary steam (including hot water) generated by the establishment by burning fuels in general boilers for production processes and boilers for private power generation.

② “Non-primary steam”

(a) “Co-generation” stands for the volume of steam generated or collected by the waste-heat collecting device (hot-water heat exchanger, steam generator).

(b) “Others” stands for the volume of steam generated or collected by the extra-heat/waste-heat collecting boilers.

3) Consumption

The volume of primary steam used by the establishment from that received from others or generated private (= Receipt + Generation - Shipment).

① “For production process” stands for the steam sent to the production process as driving power, or to dry or heat or adjust temperature.

If steam is extracted from turbines and used in the production process, such steam is included.

② “For private power generation” stands for the volume of steam actually used for private power generation (thermal), and does not include the steam extracted from turbines and used in the production process.

③ “For other uses” stands for the volume of steam generated by operating boilers, and includes steam used for heating and cooking.

#### 4) Shipment

Total volume of steam shipped out from the establishment for:

- ① sales to other enterprises, or
- ② use in other establishments of the same enterprise.

#### (4) Breakdown of consumption by division (Product base)

The breakdown of consumption by division is the breakdown of the energy directly used by the surveyed establishment for manufacturing the products mentioned in the "Product" column of Table 1 (consumption of direct input energy) into fuels (excluding those for boilers and co-generation), electricity and steam (used for production process).

The scope of "Designated Products" is as provided in the Current Survey of Production by the Ministry of Economy, Trade and Industry (No.11, Designated Statistics). For further details, please refer to the said survey report.

### II. Method of preparing statistical tables, and their uses

The statistical tables are composed of two parts: the statistical tables classified by industrial category (energy consumption table, INPUT/OUTPUT tables for fuels, electricity and steam), which are on an establishment basis, and statistical tables for the designated products (direct input energy table, conversion table for the primary input fuels and inventory table for main fuels), which are on a product basis. The method of preparing each statistical table and their uses are as follows:

#### 1. Statistical tables for industrial category (establishment basis)

- (1) The statistical tables for industrial category show the consumption, etc., of fuels, electricity and steam by adding up the total for each energy category on an establishment basis (for the entire establishment), for each industrial category of the establishment. In other words, the consumption on an establishment basis stands for the total energy consumed by the whole establishment, and includes the energy used for manufacturing products other than those mentioned in the "Product" column of Table 1.

However, as some establishments surveyed have activities in more than one industrial category, duplication, if any, is subtracted from the national total and the sub-total at each Bureau of Economy, Trade and Industry, by showing it as "adjustment for duplication".

- (2) The consumption of energy shown in the industrial category energy consumption table and in the fuel INPUT/OUTPUT table, is the total of what the establishment received from other establishments and the portion converted in-house from other fuels (for example, from coal to coal coke). Therefore, the converted portion is duplicated in the total fuel consumption (converted to crude petroleum).

However, the net consumption, not including the portion converted from other fuels, is shown in the total of the nine surveyed industries, and the sub-totals for three industrial categories (chemical; ceramics, clay and stone products; iron and steel). The net consumption is calculated by subtracting the generation, recovery and production of coal coke (including pitch coke), tar, coke oven gas, blast furnace gas, converter furnace gas, electrical furnace gas, and oxygen from the total fuel consumption (converted to energy).

#### 2. Statistical tables by designated product (product basis)

- (1) The statistical tables by designated product show the total energy consumed by the surveyed establishments for manufacturing the products mentioned in the "designated product" column of Table 1, added up for each energy category.

As a rule, the energy consumed for manufacturing products other than the designated products are shown as "other products".

- (2) These statistical tables are composed of three parts: the direct input energy table, prepared by simply adding up the figures in the column of "Consumption breakdown by division" of the questionnaire; the primary input fuel conversion table, prepared by adding up the primary input fuel consumption (the fuel consumed for "boilers" and "co-generation") for the establishments which use these fuels after turning them into secondary energies, such as in-house generated steam or electricity; and the inventory table of main fuels, prepared on the basis of the latter sum and showing the inventory distributed to each designated product.

#### 1) Direct input energy table (simple add-up table of questionnaire)

This table shows the totals of the fuels (except those used for boilers and co-generation), electricity and steam actually and directly used for manufacturing the said product, for each energy category. The relationship between this table and the INPUT/OUTPUT tables of fuels, electricity and steam are as

follows: The categorized fuel consumption in the “total” column of this table matches the “total” fuel consumption other than “for boilers and co-generation” of the fuel INPUT/OUTPUT table (but, in the iron and steel industry, the “total” including the fuels used “for boilers and co-generation”), and the electricity consumption matches the “total” electricity consumption in the electricity INPUT/OUTPUT table, and the steam consumption matches the steam consumption for “production process” in the steam INPUT/OUTPUT table (but steam consumption on the basis of the designated products is not surveyed in machinery industries). Therefore, the electricity consumption is the total of purchased electricity and private power generation minus the electricity sold, and the steam consumption is what is used for the production process.

2) Primary input fuel conversion table (prepared by adding up the primary input fuel consumption for “boilers” and “co-generation” of the establishments).

This table is prepared by converting the secondary energy (in-house generated steam and electricity, excluding hydroelectricity) used by the establishment for manufacturing the said product (not including the secondary energy sold to others) into the primary input of fuels (fuels for boilers and co-generation) for each energy category, and by converting the consumption of steam and electricity to the purchase (or receipt) and adding them up (electricity purchase includes the private generated hydroelectricity). The following methods are used for conversion at each establishment. For machinery industries, the conversion is made only for electricity consumption for each establishment.

① Calculation of primary input fuel consumption for “boilers and co-generation”

Steam use rate (SU)

= (Total steam generation – Steam shipment) / Total steam generation

Proportion of boiler steam used for production process (BSP)

= Steam used for production process / Total steam consumption

Proportion of co-generation steam used for production process (CSP)

= Steam used for production process / (Total steam consumption – Steam consumed for private power generation)

Proportion of steam used for manufacturing the said product (SG)

= Steam used for manufacturing the said product / Total steam consumption by Division

Rate of electricity used (EU)

= (Total private power generation – Electricity sold) / Total private power generation

Proportion of primary steam used for private power generation (ES)

= Primary steam used for private power generation / Total primary steam generated

Rate of electricity used for the said product (EG)

= Electricity used for the said product / Total electricity consumption of the Division

Ratio used for generating steam of co-generation fuel consumption (CS)

= Steam generated by co-generation × unit energy / (Steam generated by co-generation × unit energy + electricity generated by co-generation × unit energy)

Ratio used for generating electricity of co-generation fuel consumption (CE)

= Electricity generated by co-generation × unit energy / (Steam generated by co-generation × unit energy + electricity generated by co-generation × unit energy)

(A) Establishment with private thermal power generation or co-generation

a. Consumption of in-house generated steam (for production process) for the product (or division) converted to the primary input of fuels ( $I_{in}$ ) (for all industrial categories except machinery):

$I_{in} = (\text{Fuel consumption for boilers } (B_i) \times \text{BSP} + \text{Fuel consumption for co-generation } (C_i) \times \text{CS} \times \text{CSP}) \times \text{SU} \times \text{SG}$

b. Consumption of thermal or co-generation electricity for the product (or division) converted to the primary input of fuels ( $I'_{in}$ )

$I'_{in} = (B_i \times \text{ES} \times \text{SU} + C_i \times \text{CE}) \times \text{EU} \times \text{EG}$

c. Primary input fuel consumption for the product = Direct input fuel consumption for the product +  $I_{in}$  +  $I'_{in}$

d. Primary input fuel consumption for the product in machinery industries = Direct input fuel consumption for the product +  $(B_i + C_i) \times \text{EU} \times \text{EG}$

(B) Establishment without private thermal power generation or

co-generation

Primary input fuel consumption for the product = Direct input fuel consumption for the product +  $B_i \times SU \times SG$

- ② Calculation of purchase-based electricity (purchased electricity + hydroelectricity)

Consumption of purchase-based electricity for the product = (purchased electricity + hydroelectricity  $\times EU$ )  $\times EG$

- ③ Calculation of received steam

Consumption of received steam for the product = Received steam  $\times SG$

### 3) Breakdown of the fuel inventory into designated product

The fuel (including materials) inventory is surveyed on the basis of the establishment (i.e. for the establishment as a whole). However, in consideration of its relationship with the Current Survey of Production of the Ministry of Economy, Trade and Industry, the inventory was broken down by product according to the following method, by establishment and fuel category:

Fuel inventory for the product = Total fuel inventory (establishment basis)  $\times$  Fuel consumption for the product (converted to primary input fuel consumption) / Total fuel consumption by product (converted to primary input fuel consumption)

### III. The areas represented by each Bureau of Economy, Trade and Industry used in this yearbook:

Hokkaido Bureau of Economy, Trade and Industry: Hokkaido

Tohoku Bureau of Economy, Trade and Industry: Aomori, Iwate, Miyagi, Akita, Yamagata and Fukushima Prefectures

Kanto Bureau of Economy, Trade and Industry: Ibaraki, Tochigi, Gunma, Saitama, Chiba, Kanagawa, Niigata, Yamanashi, Nagano and Shizuoka Prefectures, and Tokyo

Chubu Bureau of Economy, Trade and Industry: Toyama, Ishikawa, Gifu, Aichi and Mie Prefectures

Kansai Bureau of Economy, Trade and Industry: Fukui, Shiga,

Kyoto, Osaka, Hyogo, Nara and Wakayama Prefectures

Chugoku Bureau of Economy, Trade and Industry: Tottori, Shimane, Okayama, Hiroshima and Yamaguchi Prefectures

Shikoku Bureau of Economy, Trade and Industry: Tokushima, Kagawa, Ehime and Kochi Prefectures

Kyushu Bureau of Economy, Trade and Industry: Fukuoka, Saga, Nagasaki, Kumamoto, Oita, Miyazaki, Kagoshima and Okinawa Prefectures

### IV. Others

#### 1. Abbreviations used in this yearbook are as follows:

0 : Less than unit after rounding

— : No results

… : Unknown

r : Revised

#### 2. Figures may not exactly equal totals because of rounding.

3. In an itemized list, the figures may not add up exactly to the total because the calories are converted by survey item.

4. When reprinting the statistics contained in this yearbook in other printed matter, the fact that they are based on the “Yearbook of the Current Survey of Energy Consumption” must be clearly indicated.

### V. Contact information

If there are any questions about the contents of this yearbook, please contact the following address.

Natural Resources and Ceramics Group, Office of Current Survey for Mining and Manufacturing, Research and Statistics Department, Economic and Industrial Policy Bureau, Ministry of Economy, Trade and Industry

1-3-1 Kasumigaseki, Chiyoda-ku, Tokyo 100-8902, Japan

Tel: +81-3-3501-1511, Extension 2869

This yearbook uses recycled paper.

Table 1. Surveyed industries, designated products, and scope of survey

Surveyed industry	Products	Scope of survey
Pulp and paper industry	Pulp Paper Paperboard	All Establishments with 50 or more employees Establishments with 50 or more employees
Chemical industry (except chemical fiber industry)	Petrochemical products Ammonia and ammonia-derived products Soda products	All All All
Chemical fiber industry	Chemical fibers	Establishments with 30 or more employees
Petroleum products industry	Petroleum products (except grease)	All
Ceramic, clay and stone products industry (except glass product industry, with the exception of sheet glass industry)	Cement Sheet glass Lime	All All Establishments with 30 or more employees
Glass product industry (except sheet glass industry)	Glass products	Establishments with 100 or more employees
Iron and steel industry	Iron and steel	Manufactures of pig iron, ferro-alloys, crude steel, semi-finished steel products, steel forgings, steel castings, ordinary hot-rolled steel, cold-rolled wide strips, cold-rolled electrical sheets and strips, coated steel, special hot-rolled steel, special cold-rolled sheets and strips, steel pipes and tubes(cold-drawn ordinary steel pipes and tubes), cast iron pipes and tubes Manufacturers other than above-mentioned
Non-ferrous metals industry	Copper Lead Zinc Aluminum Secondary aluminum ingots	All All All All Establishments with 30 or more employees
Machinery industry	Civil engineering machinery, tractors, metal working and metal processing machinery, parts for electronic equipment, electron tubes, semiconductors, ICs, electronic computers and related equipment, associated electronic equipment, automobiles and parts (including motorcycles)	Establishments with 500 or more employees which are designated by the Minister of Economy, Trade and Industry

Table 2. Energy categories, units and definitions

Division	Categories	Unit	Energy per unit	Definitions and remarks
Petroleum-based fuels	Crude petroleum	kl	38.2MJ/l	] Only "Chemical industry" is surveyed.
	NGL condensate	kl	35.3MJ/l	
	Gasoline	kl	34.6MJ/l	
	Naphtha	kl	33.6MJ/l	This is subdivided into industrial gasoline, automobile gasoline, etc., but industrial gasoline is excluded. Automobile gasoline does not include what is used for transportation outside the plant.
	Oil produced by conversion	kl	35.1MJ/l	Also known as crude gasoline. This refers to the oil used in the petrochemical plant to extract aromatic products (pure benzene, pure toluene, xylene, etc.).
	Kerosene	kl	36.7MJ/l	Does not include what is used for transportation outside the plant.
	Gas oil	kl	37.7MJ/l	
	Heavy Fuel oil A	kl	39.1MJ/l	
	Heavy Fuel oil B·C	kl	41.9MJ/l	Petroleum-based oil (excludes crude petroleum — "B·C" heavy oil).
	Hydrocarbon oil (by-product)	kl	41.9MJ/l	
	Liquefied petroleum gas (LPG)	t	50.8MJ/kg	
	Petroleum-based hydrocarbon gas (by-product)	1000m <sup>3</sup>	44.9MJ/Nm <sup>3</sup>	Petroleum-based gas other than liquefied petroleum gas (LPG).
	Petroleum coke	t	29.9MJ/kg	Raw coke is included in petroleum coke.
Non-petroleum-based fuels	Coal-based fuels			
	Coal for making coke (material coal)	t	29.1MJ/kg	Only "Iron and steel industry" is surveyed.
	Coal	t	25.7MJ/kg	
	Coal coke (including Pitch coke)	t	29.4MJ/kg	Anthracite is included in coal. Pitch coke is included in coal coke.
	Tar	t	37.3MJ/kg	Only "Iron and steel" and "Chemical industries" are surveyed.
	Coke oven gas	1000m <sup>3</sup>	21.1MJ/m <sup>3</sup>	
	Other fuels			
	Blast furnace gas	1000m <sup>3</sup>	3.41MJ/Nm <sup>3</sup>	Does not include gas extracted from coal mines. Includes liquefied natural gas (LNG) supplied by local gas company through special pipe.
	Converter furnace gas	1000m <sup>3</sup>	8.41MJ/Nm <sup>3</sup>	
	Electric furnace gas	1000m <sup>3</sup>	8.41MJ/Nm <sup>3</sup>	
	Natural gas	1000m <sup>3</sup>	43.5MJ/Nm <sup>3</sup>	
	Liquefied natural gas (LNG)	t	54.6MJ/kg	
	Town gas (A) (Note 1)	1000m <sup>3</sup>	(Note 4)	Gas supplied by local gas company. However, liquefied natural gas (LNG) supplied by special pipes is counted as liquefied natural gas (LNG).
	Town gas (B) (Note 2)			
	Town gas (Note 3)			
	Black liquor	Dry t	13.2MJ/dry kg	Only "Pulp, paper and paperboard industry" is surveyed.
	Oxygen	1000Nm <sup>3</sup>	7.12MJ/Nm <sup>3</sup>	Only "Iron and steel industry" is surveyed.
Waste material	Dry t	16.3MJ/dry kg	Only "Pulp, paper and paperboard industry" and "glass product industry" are surveyed.	
Used tires	t	33.2MJ/kg	Discarded tires used as fuel, as are or cut into tips.	
Electricity	1000kWh	3.60MJ/kWh	"Machinery industry" is not surveyed.	
Steam	t	2.675MJ/kg		

- Notes :
1. A simple total will be shown for Town gas (A).
  2. The conversion rate for Town gas (B) is 41.1MJ/m<sup>3</sup>.
  3. The energy conversion rate for Town gas is (10<sup>6</sup>kJ).
  4. The energy per unit of town gas depends on the energy per unit at each establishment.



## 概 況

### 1. エネルギー消費量

エネルギー消費量は、前年比▲5.2%と7年ぶりの低下

- (1) 平成20年の鉱工業生産指数（17年基準）は、103.8（前年比▲3.4%）と6年ぶりの低下となった（第1図）。
- (2) 平成20年のエネルギー消費量（原油換算）を事業所ベース（ネット）で見ると、1億8581万kl、前年比▲5.2%と7年ぶりの低下となった（第1表、第1図）。また、指定生産品目の生産のために消費されたエネルギー消費量を直接投入エネルギー量で見ると、1億8067万kl、同▲5.6%と2年ぶりの低下となった（第5表、第1図）。
- (3) 平成20年の主な特徴をみると、
- ① エネルギー消費量は、石油製品工業のみ増加したものの、化学工業、鉄鋼業、窯業・土石製品工業、パルプ・紙・板紙工業など8業種が減少したことにより前年比▲5.2%と7年ぶりの低下となった（第1表）。
  - ② 指定生産品目群別エネルギー消費量は、化学工業製品が前年比▲8.6%、鉄鋼製品が同▲4.1%、窯業・土石製品が同▲8.0%、パルプ・紙・板紙製品が同▲3.4%と減少するなど、8品目群が減少となった。一方、石油製品が同1.6%と1品目群が増加となった（第5表、第5-1図）。

**第1表 エネルギー消費量(ネット)の推移**

(単位:原油換算千kl、前年増減率%)

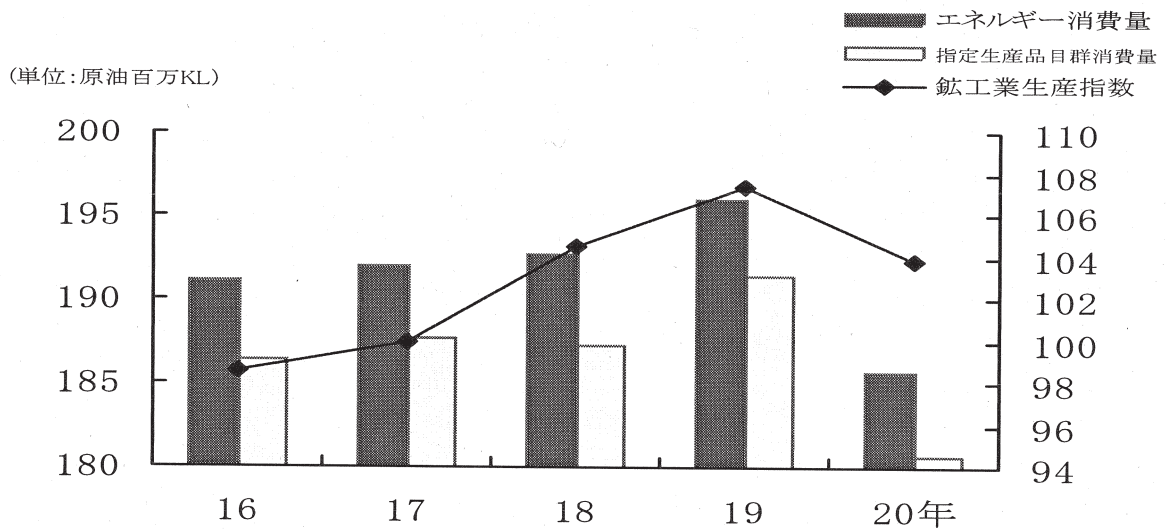
業種/年次	平成16年	17年	18年	19年	20年	
						前年比
消費量計(ネット)	191,203	192,000	192,681	r196,083	185,813	▲ 5.2
パルプ・紙・板紙工業	15,325	14,866	14,717	14,505	14,062	▲ 3.1
化学工業	84,797	85,298	85,268	87,406	79,883	▲ 8.6
化学繊維工業	3,507	3,098	2,903	2,838	2,547	▲ 10.3
石油製品工業	17,699	18,413	18,444	18,632	18,642	0.1
窯業・土石製品工業	11,431	11,687	11,791	11,773	11,036	▲ 6.3
ガラス製品工業	870	870	888	892	840	▲ 5.8
鉄鋼業	55,453	55,360	55,975	57,485	56,286	▲ 2.1
非鉄金属地金工業	1,411	1,347	1,427	1,416	1,378	▲ 2.7
機械工業	6,034	6,074	6,634	r 6,601	6,254	▲ 5.3

注1. 対象事業所全体で消費したエネルギーのうち、他の燃料から転換(例:石炭から石炭コークスに転換)して消費した分を排除したネットの消費量。

2. 重複事業所分を補正しているため、消費量計と内訳の合計は一致しない。

- ③ 燃料種別に消費量をみると、石油系燃料はナフサ、B・C重油、改質生成油などすべての油種が減少したことにより前年比▲8.9%と2年ぶりの減少、非石油系燃料は高炉ガス、石炭などが増加したものの、石炭コークス、回収黒液などが減少したことにより同▲0.3%と3年ぶりの減少となった(第2表)。
- ④ 電力消費量は前年比▲1.3%の減少となった。また、自家発電率は石油製品工業、窯業・土石製品工業以外すべての業種で低下したことから、前年の47.4%から46.5%と▲0.9ポイントの低下となった(第3-1表、第3-2表)。
- ⑤ 蒸気消費量は、石油製品工業、窯業・土石製品工業、非鉄金属地金工業が増加したものの、鉄鋼業、パルプ・紙・板紙工業、化学工業などが減少したことから、前年比▲3.1%の減少となった。用途別にみると、生産工程用は前年比▲2.2%の減少、自家発電用は同▲4.3%の減少となった(第4-1表、第4-2表)。

第1図 エネルギー消費量(ネット)・鉱工業指数の推移



## 2. 燃料消費量

燃料消費量は前年比▲4.1%と3年ぶりの減少、石油系、非石油系ともに減少  
用途別では、原料用、直接加熱用などすべてが減少

〔注〕 燃料消費は直接加熱用、原料用、ボイラ用、コージェネレーション用等に消費された各種の燃料消費量である。

- (1) 燃料消費量（原油換算）は、2億2402万kl、前年比▲4.1%と3年ぶりの減少となった。これは、原料用、直接加熱用、ボイラ用などのすべての用途が減少したことによる（第2表）。
- (2) 石油系燃料は、ナフサ、B・C重油、改質生成油、石油系炭化水素ガスなどのすべてが油種で減少したことから、9443万kl、前年比▲8.9%と2年ぶりの減少となった。
- (3) 非石油系燃料は、高炉ガス、石炭、コークス炉ガスなどが増加したものの、石炭コークス、回収黒液、酸素などが減少したことから1億2959万kl、前年比▲0.3%と3年ぶりの減少となった。
- (4) 用途別の主な燃料種別の動向をみると、
  - ① ボイラ用は、高炉ガス、石炭、転炉ガスなどが増加したものの、B・C重油、石油系炭化水素ガス、炭化水素油などが減少したことから3640万kl、前年比▲5.0%の減少となった。
  - ② コージェネレーション用は、都市ガス、炭化水素油、液化天然ガスなどが増加したものの、高炉ガス、B・C重油、A重油などが減少したことから581万kl、前年比▲6.2%の減少となった。
  - ③ 原料用は、石炭、B・C重油などが増加したものの、ナフサ、改質生成油などが減少したことから9961万kl、前年比▲3.9%の減少となった。
  - ④ 直接加熱用は、高炉ガス、コークス炉ガス、転炉ガスなどが増加したものの、石炭コークス、石炭、石油系炭化水素ガスなどが減少したことから7878万kl、前年比▲3.9%の減少となった。

なお、ボイラ用、コージェネレーション用については重油、灯油等の石油系燃料が減少、石炭、液化天然ガス、廃材等の非石油系燃料が増加した。これは、昨年に引き続き原油価格の高騰に伴う石油製品価格の上昇により非石油系燃料に燃料転換がなされたものとみられる。

第2表 燃料種別の用途別消費量の推移

(単位:前年比、構成比は%)

種別	単位	用途	19年	20年	前年比	構成比
合計	原油換算 (千kl)	合計	r 23,3672	224,023	▲ 4.1	100.0
		ボイラ用	r 38,332	36,400	▲ 5.0	
		コージェネレーション用	r 6,194	5,810	▲ 6.2	
		原料用	103,631	99,607	▲ 3.9	
		直接加熱用	r 81,999	78,784	▲ 3.9	
		その他用	r 3,516	3,422	▲ 2.7	
石油系燃料	原油換算 (千kl)	合計	r 103,663	94,431	▲ 8.9	42.2
		ボイラ用	r 14,809	12,591	▲ 15.0	
		コージェネレーション用	3,313	3,091	▲ 6.7	
		原料用	62,210	56,898	▲ 8.5	
		直接加熱用	r 21,437	20,051	▲ 6.5	
		その他用	r 1,893	1,800	▲ 4.9	
原油 (含NGL)	千kl	合計	566	441	▲ 22.1	0.2
		ボイラ用	3	4	33.3	
		原料用	562	437	▲ 22.2	
ガソリン	千kl	合計	r 83	78	▲ 6.0	0.0
		その他用	r 83	78	▲ 6.0	
ナフサ	千kl	合計	35,679	32,290	▲ 9.5	12.9
		ボイラ用	6	8	33.3	
		コージェネレーション用	3	2	▲ 33.3	
		原料用	35,593	32,212	▲ 9.5	
		直接加熱用	76	68	▲ 10.5	
改質生成油	千kl	合計	20,748	19,610	▲ 5.5	7.8
		原料用	20,748	19,610	▲ 5.5	
灯油	千kl	合計	r 1,560	1,491	▲ 4.4	0.6
		ボイラ用	r 79	69	▲ 12.7	
		コージェネレーション用	129	97	▲ 24.8	
		原料用	971	972	0.1	
		直接加熱用	268	248	▲ 7.5	
		その他用	112	105	▲ 6.2	
軽油	千kl	合計	r 413	329	▲ 20.3	0.1
		ボイラ用	0	1	56.6	
		コージェネレーション用	1	1	0.0	
		原料用	292	212	▲ 27.4	
		直接加熱用	28	28	0.0	
		その他用	r 92	87	▲ 5.4	
A重油	千kl	合計	r 1,586	1,329	▲ 16.2	0.6
		ボイラ用	r 564	477	▲ 15.4	
		コージェネレーション用	189	121	▲ 36.0	
		直接加熱用	643	572	▲ 11.0	
		その他用	r 189	159	▲ 15.9	
B・C重油	千kl	合計	9,785	8,498	▲ 13.2	4.1
		ボイラ用	6,306	5,220	▲ 17.2	
		コージェネレーション用	210	121	▲ 42.4	
		原料用	511	551	7.8	
		直接加熱用	2,513	2,418	▲ 3.8	
		その他用	245	187	▲ 23.7	
炭化水素油	千kl	合計	3,861	3,747	▲ 3.0	1.8
		ボイラ用	2,198	2,083	▲ 5.2	
		コージェネレーション用	680	730	7.4	
		原料用	303	314	3.6	
		直接加熱用	660	598	▲ 9.4	
		その他用	20	22	10.0	

第2表続き

(単位:前年比、構成比は%)

種別	単位	用途	19年	20年	前年比	構成比
液化石油ガス	千t	合計	r 7,649	7,096	▲ 7.0	4.2
		ボイラ用	r 222	164	▲ 25.8	
		コージェネレーション用	225	203	▲ 9.8	
		原料用	5,991	5,605	▲ 6.4	
		直接加熱用	r 821	734	▲ 8.9	
		その他用	r 390	390	0.3	
石油系 炭化水素ガス	百万m <sup>3</sup>	合計	17,226	16,570	▲ 3.8	8.7
		ボイラ用	2,328	2,091	▲ 10.2	
		コージェネレーション用	1,467	1,454	▲ 0.9	
		原料用	511	505	▲ 1.2	
		直接加熱用	12,410	11,970	▲ 3.5	
		その他用	510	549	7.6	
オイルコークス	千t	合計	4,251	4,225	▲ 0.6	1.8
		ボイラ用	1,969	1,921	▲ 2.4	
		原料用	867	952	9.8	
		直接加熱用	1,390	1,341	▲ 3.5	
		その他用	25	11	▲ 56.0	
		非石油系燃料	原油換算 (千kl)	合計	r 130,009	
ボイラ用	r 23,523			23,809	1.2	
コージェネレーション用	r 2,881			2,719	▲ 5.4	
原料用	41,421			42,709	3.1	
直接加熱用	r 60,562			58,732	▲ 3.0	
その他用	r 1,623			1,622	0.0	
石炭	千t	合計	90,628	93,994	3.7	29.2
		ボイラ用	17,144	17,827	4.0	
		原料用	53,543	56,400	5.3	
		直接加熱用	19,930	19,754	▲ 0.9	
		その他用	11	12	9.1	
		石炭コークス (含ピッチコークス)	千t	合計	38,017	
原料用	571			517	▲ 9.5	
直接加熱用	37,263			36,819	▲ 1.2	
その他用	183			164	▲ 10.4	
タール	千t	合計	542	531	▲ 2.0	0.2
		原料用	542	521	▲ 3.9	
		直接加熱用	-	10	-	
コークス炉ガス	百万m <sup>3</sup>	合計	13,035	13,400	2.8	3.3
		ボイラ用	1,473	1,541	4.6	
		コージェネレーション用	30	4	▲ 86.7	
		原料用	9	9	0.0	
		直接加熱用	11,095	11,416	2.9	
		その他用	428	430	0.5	
高炉ガス	百万m <sup>3</sup>	合計	92,314	94,187	2.0	3.8
		ボイラ用	31,112	32,193	3.5	
		コージェネレーション用	3,313	3,197	▲ 3.5	
		直接加熱用	53,388	54,492	2.1	
		その他用	4,501	4,304	▲ 4.4	
		転炉ガス	百万m <sup>3</sup>	合計	6,554	
ボイラ用	2,401			2,480	3.3	
コージェネレーション用	195			125	▲ 35.9	
直接加熱用	3,547			3,738	5.4	
その他用	411			366	▲ 10.9	

第2表続き

(単位:前年比、構成比は%)

種別	単位	用途	19年	20年	前年比	構成比
電気炉ガス	百万m <sup>3</sup>	合計	119	121	1.7	0.0
		ボイラ用	91	88	▲ 3.3	
		直接加熱用	27	34	25.9	
天然ガス	百万m <sup>3</sup>	合計	574	561	▲ 2.3	0.3
		ボイラ用	190	187	▲ 1.6	
		コージェネレーション用	93	100	7.5	
		原料用	104	98	▲ 5.8	
		直接加熱用	157	146	▲ 7.0	
		その他用	29	30	3.4	
液化天然ガス	千t	合計	1,367	1,452	6.2	0.9
		ボイラ用	192	221	15.1	
		コージェネレーション用	202	233	15.3	
		原料用	238	253	6.3	
		直接加熱用	668	678	1.5	
		その他用	68	68	0.0	
都市ガス(B)	百万m <sup>3</sup>	合計	r 5,998	6,030	0.5	2.9
		ボイラ用	r 1,377	1,347	▲ 2.2	
		コージェネレーション用	r 1,987	1,852	▲ 6.8	
		直接加熱用	r 2,233	2,377	6.4	
		その他用	r 402	454	12.9	
回収黒液	絶乾 千t	合計	14,279	14,109	▲ 1.2	2.1
		ボイラ用	14,279	14,109	▲ 1.2	
酸素	百万Nm <sup>3</sup>	合計	10,726	10,429	▲ 2.8	0.9
		直接加熱用	9,764	9,447	▲ 3.2	
		その他用	962	982	2.1	
廃材	絶乾 千t	合計	1,511	1,831	21.2	0.4
		ボイラ用	1,510	1,827	21.0	
		直接加熱用	-	3	-	
		その他用	1	1	0.0	
廃タイヤ	千t	合計	363	369	1.7	0.1
		ボイラ用	215	234	8.8	
		直接加熱用	144	130	▲ 9.7	
		その他用	4	6	50.0	

注1.燃料種別ごとの消費量は、他の事業所から受け入れた分と、事業所内で他の燃料から転換した分の合計(グロス)である。

2.都市ガス(B)は、都市ガスの発熱量41.1MJ/m<sup>3</sup>で換算した値である。

3.構成比は、固有単位を熱量換算した値で算出している。

### 3. 電力

消費電力量は前年比▲1.3%と5年ぶりの減少  
 購入電力量は同0.8%の増加、自家発電電力量は同▲2.7%の減少

- (1) 購入電力量は、1310 億 kWh、前年比 0.8%と 5 年連続の増加となり、購入・自家発電電力量計に占める割合（構成比）は 53.5%と前年に比べ 0.9 ポイントの上昇となった。自家発電電力量は、1139 億 kWh、同▲2.7%と 4 年連続の減少、構成比も 46.5%と同▲0.9 ポイントの低下となった。これは、自家発電から購入電力に切り替えられた事業所が見られたことによる。
- また、消費電力量は、2138 億 kWh、同▲1.3%と 5 年ぶりの減少となった（第 3-1、3-2 表）。
- (2) 消費電力量を業種別にみると、化学工業が 401 億 kWh、前年比▲3.0%、鉄鋼業が 729 億 kWh、同▲0.7%、機械工業が 355 億 kWh、同▲1.4%と石油製品工業、非鉄金属地金工業を除く 7 業種で減少となった（第 3-2 表）。
- (3) 自家発電電力量を業種別にみると、パルプ・紙・板紙工業が 259 億 kWh、前年比▲4.1%と 4 年連続の減少、鉄鋼業が 301 億 kWh、同▲3.4%と 3 年ぶりの減少、化学工業が 237 億 kWh、同▲3.6%と 4 年連続の減少など 7 業種で減少となった（第 3-2 表）。
- (4) 自家発電電力量を形態別にみると、火力発電は前年比▲2.0%の減少、コージェネレーションは同▲2.6%の減少とすべての形態で減少となり、火力発電は購入・自家発電電力量計に占める割合は 33.6%と前年に比べ▲0.4 ポイントの低下となり 4 年連続で低下をしている（第 3-1 表）。
- (5) 販売電力量は、311 億 kWh、前年比 1.9%と 2 年ぶりの増加となった。業種別にみると、パルプ・紙・板紙工業、化学工業など 5 業種で減少したが、石油製品工業が 104 億 kWh、同 7.2%、鉄鋼業が 112 億 kWh、同 2.0%の増加などと 3 業種で増加となった（第 3-1 表、第 3-2 表）。

第 3-1 表 電力量（購入、自家発電、消費、販売）の推移

（単位：百万kWh、前年比は%）

区 分	16年	17年	18年	19年	20年	前年比
購入・自家発電電力量計	235,533	236,349	245,023	r 247,067	244,947	▲ 0.9
	100.0	100.0	100.0	100.0	100.0	
購入電力量	116,273	117,494	127,119	r 130,042	131,042	0.8
	49.4	49.7	51.9	52.6	53.5	
自家発電電力量	119,259	118,855	117,904	r 117,024	113,905	▲ 2.7
	50.6	50.3	48.1	47.4	46.5	
火力発電	86,350	86,545	84,771	84,040	82,326	▲ 2.0
	36.7	36.6	34.6	34.0	33.6	
コージェネレーション	19,622	19,350	20,056	r 20,013	19,497	▲ 2.6
	8.3	8.2	8.2	8.1	8.0	
水力	2,661	2,421	2,576	2,494	2,279	▲ 8.6
	1.1	1.0	1.1	1.0	0.9	
その他	10,626	10,538	10,501	r 10,477	9,802	▲ 6.4
	4.5	4.5	4.3	4.2	4.0	
消費電力量	206,345	206,735	213,346	r 216,565	213,856	▲ 1.3
販売電力量	29,188	29,614	31,676	30,501	31,091	1.9

注：各欄下段は購入・自家発電電力量計の構成比。

第3-2表 業種別の電力受払

(単位:百万kWh、前年比は%)

業種	購入	前年比	自家発電	前年比	消費	前年比	販売	前年比	自家発電率	
									19年	20年
合計	131,042	0.8	113,905	▲ 2.7	213,856	▲ 1.3	31,091	1.9	47.4	46.5
(重複事業所分補正量)	3,966	1.9	10,379	▲ 1.8	13,297	▲ 0.9	1,048	0.4		
パルプ・紙・板紙工業	9,216	4.3	25,921	▲ 4.1	33,114	▲ 1.4	2,023	▲ 10.9	75.4	73.8
化学工業	22,233	▲ 2.1	23,701	▲ 3.6	40,116	▲ 3.0	5,819	▲ 2.2	52.0	51.6
化学繊維工業	3,189	1.4	3,823	▲ 7.7	6,652	▲ 3.6	361	▲ 7.1	56.8	54.5
石油製品工業	2,710	11.3	20,533	3.9	12,834	2.8	10,409	7.2	89.0	88.3
窯業・土石製品工業	5,793	▲ 3.3	14,148	0.8	17,669	▲ 1.0	2,272	4.1	70.1	70.9
ガラス製品工業	2,060	2.7	139	▲ 46.1	2,200	▲ 2.9	—	—	11.4	6.3
鉄鋼業	54,126	1.4	30,060	▲ 3.4	72,942	▲ 0.7	11,244	2.0	36.8	35.7
非鉄金属地金工業	4,669	3.3	1,434	▲ 8.1	6,092	0.4	11	▲ 30.6	25.7	23.5
機械工業	31,012	0.3	4,524	▲ 11.3	35,534	▲ 1.4	1	▲ 4.8	14.2	12.7

注:「自家発電率」は、(自家発電量/(購入電力量+自家発電量))である。

#### 4. 蒸気

蒸気の消費量は、前年比▲3.1%と2年ぶりの減少  
生産工程用は同▲2.2%の減少、自家発電用は同▲4.3%の減少

- (1) 蒸気消費量は、5億7412万t、前年比▲3.1%と2年ぶりの減少となった。用途別にみると、生産工程用は2億8592万t、同▲2.2%と2年ぶりの減少、自家発電用は2億5559万t、同▲4.3%と4年連続の減少となった(第4-1表)。
- (2) 業種別消費量をみると、石油製品工業、窯業・土石製品工業、非鉄金属地金工業が増加したが、鉄鋼業9977万t、前年比▲7.6%、パルプ・紙・板紙工業1億7532万t、同▲3.3%、化学工業1億6126万t、同▲2.9%など5業種で減少となった(第4-2表)。
- (3) 蒸気発生量は、5億6013万t、前年比▲3.2%の減少となった。業種別にみると、石油製品工業、窯業・土石製品工業など3業種で増加したが、鉄鋼業9929万t、同▲7.5%、パルプ・紙・板紙工業1億7537万t、同▲3.2%、化学工業1億4833万t、同▲3.6%など5業種で減少となった(第4-2表)。
- (4) 蒸気発生量を形態別にみると、一次蒸気(燃料を消費して発生した蒸気)は4億6425万t、前年比▲3.3%の減少、コージェネレーションは2926万t、同▲1.2%の減少となった(第4-1表)。

第4-1表 蒸気量(受入、発生、消費、払出)の推移

(単位:千t、前年比は%)

区 分	16年	17年	18年	19年	20年	前年比
受入及び蒸気発生量計	637,038 100.0	635,935 100.0	628,680 100.0	628,818 100.0	610,122 100.0	▲ 3.0
受入蒸気量	42,529 6.7	44,196 6.9	49,252 7.8	50,116 8.0	49,994 8.2	▲ 0.2
蒸気発生量	594,509 93.3	591,739 93.1	579,429 92.2	578,702 92.0	560,127 91.8	▲ 3.2
一次蒸気	506,443 79.5	501,189 78.8	483,475 76.9	480,295 76.4	464,246 76.1	▲ 3.3
コージェネレーション	28,850 4.5	29,182 4.6	29,601 4.7	29,603 4.7	29,255 4.8	▲ 1.2
その他	59,217 9.3	61,367 9.6	66,353 10.6	68,803 10.9	66,627 10.9	▲ 3.2
蒸気消費量	604,007 100.0	603,155 100.0	591,698 100.0	592,261 100.0	574,121 100.0	▲ 3.1
生産工程用	289,513 47.9	291,056 48.3	290,214 49.0	292,285 49.4	285,920 49.8	▲ 2.2
自家発電用	288,127 47.7	280,697 46.5	267,763 45.3	266,952 45.1	255,594 44.5	▲ 4.3
その他用	26,366 4.4	31,402 5.2	33,721 5.7	33,025 5.6	32,607 5.7	▲ 1.3
払出	33,020	32,779	36,980	36,557	36,001	▲ 1.5

注:各欄下段は受入及び蒸気発生量計と蒸気消費量の構成比。

第4-2表 業種別蒸気発生量及び消費量の推移

(単位:千t、構成比及び前年比は%)

	発 生				消 費			
	19年	20年	前年比	構成比	19年	20年	前年比	構成比
合計	578,702	560,127	▲ 3.2	100.0	592,261	574,121	▲ 3.1	100.0
(重複事業所分補正量)	(41,967)	(41,477)	▲ 1.2	▲ 7.4	(40,245)	(39,393)	▲ 2.1	▲ 6.9
パルプ・紙・板紙工業	181,229	175,366	▲ 3.2	31.3	181,252	175,315	▲ 3.3	30.5
化学工業	153,926	148,329	▲ 3.6	26.5	166,045	161,264	▲ 2.9	28.1
化学繊維工業	27,658	25,433	▲ 8.0	4.5	28,170	25,921	▲ 8.0	4.5
石油製品工業	96,694	98,391	1.8	17.6	96,321	97,833	1.6	17.0
窯業・土石製品工業	50,455	51,268	1.6	9.2	48,874	49,387	1.1	8.6
ガラス製品工業	308	264	▲ 14.4	0.0	324	276	▲ 14.8	0.0
鉄鋼業	107,348	99,294	▲ 7.5	17.7	107,934	99,774	▲ 7.6	17.4
非鉄金属地金工業	3,052	3,260	6.8	0.6	3,586	3,745	4.4	0.7

注:消費には、受入れ分消費を含む。

5. 指定生産品目群別直接投入のエネルギー消費量（生産品目ベース）

指定生産品目群の生産に消費したエネルギー量は、前年比▲5.6%と2年ぶりの減少  
化学工業製品、鉄鋼製品、窯業・土石製品などが減少

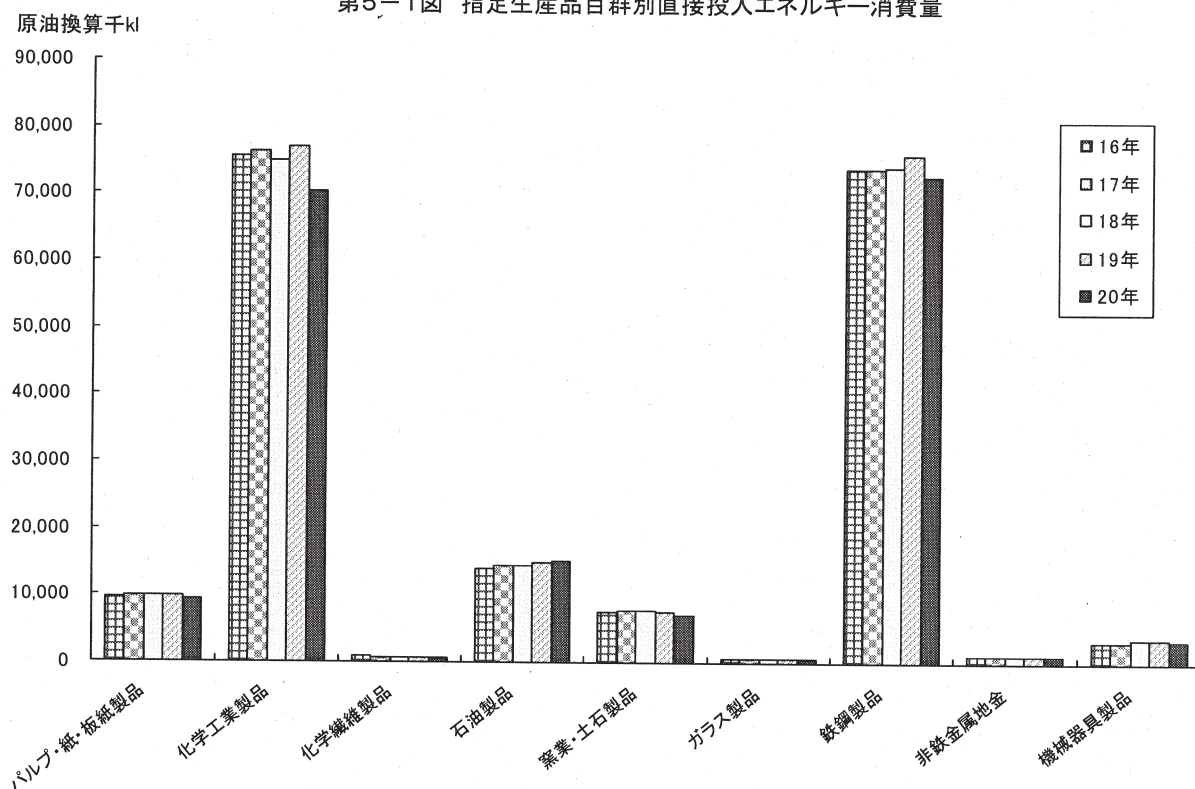
- (1) 指定生産品目群の直接投入エネルギー消費量（原油換算）は、1億8067万kl、前年比▲5.6%と2年ぶりの減少となった（第5表）。
- (2) 指定生産品目群別にみると、化学工業製品が石油化学製品部門などのすべての部門で減少したことにより7031万kl、前年比▲8.6%と2年ぶりの減少、鉄鋼製品が鉄鋼部門の減少により7265万kl、同▲4.1%と3年ぶりの減少、窯業・土石製品がセメント部門などの減少により701万kl、同▲8.0%と2年連続の減少、非鉄金属地金が銅部門などの減少により122万kl、同▲1.5%と2年連続の減少、化学繊維製品が化学繊維部門の減少により64万kl、同▲13.6%と平成10年以降連続して減少となり8品目群が減少となった。一方、石油製品が石油製品部門の増加により1515万kl、同1.6%と2年連続の増加となった（第5表、第5-1図）。
- (3) 主な指定生産品目群のエネルギー消費量の特徴点をみると、
- ① 化学工業製品は、石油化学工業で複数の事業所で定期修理が行われたことに加え、年後半の世界的な景気後退の影響による内外需の急激な減少から一部事業所では生産調整が行われたことにより、エネルギー消費量も前年比▲8.6%の減少となった。
  - ② 鉄鋼製品は、輸出は、ASEAN向け、中国向けなどに増加したものの、国内が建築向け、自動車向けなどが減少したことにより、エネルギー消費量も前年比▲4.1%の減少となった。
  - ③ パルプ・紙・板紙製品は、紙、紙紙製品などすべての業種が減少し、このうち紙製品では、微塗工印刷用紙、情報用紙などが増加したものの、非塗工印刷用紙、塗工印刷用などが月刊誌、週刊誌向け及びチラシ、カタログなどに商業向け印刷が減少したことにより、エネルギー消費量も前年比▲3.4%の減少となった。

第5表 指定生産品目群別直接投入エネルギー消費量の推移

（単位：原油換算千kl）

指定生産品目群	エネルギー消費量					前年比 (%)	構成比 (%) 20年
	16年	17年	18年	19年	20年		
合計	186,493	187,682	187,311	191,390	180,669	▲5.6	100.0
パルプ・紙・板紙製品	9,709	9,753	9,800	9,802	9,466	▲3.4	5.2
化学工業製品	75,601	76,164	74,904	76,927	70,309	▲8.6	38.9
化学繊維製品	809	783	748	736	636	▲13.6	0.4
石油製品	13,999	14,528	14,414	14,907	15,147	1.6	8.4
窯業・土石製品	7,548	7,687	7,746	7,619	7,013	▲8.0	3.9
ガラス製品	774	783	792	801	769	▲4.0	0.4
鉄鋼製品	73,738	73,646	74,073	75,770	72,650	▲4.1	40.2
非鉄金属地金	1,204	1,189	1,258	1,235	1,216	▲1.5	0.7
機械器具製品	3,111	3,149	3,576	3,593	3,463	▲3.6	1.9

第5-1図 指定生産品目群別直接投入エネルギー消費量



## 6. 地域別のエネルギー消費量

経済産業局別のエネルギー消費量は、関東、中国が減少  
 関東、中国で約6割を占める  
 都道府県別では、昨年同様、千葉県、岡山県、神奈川県が上位

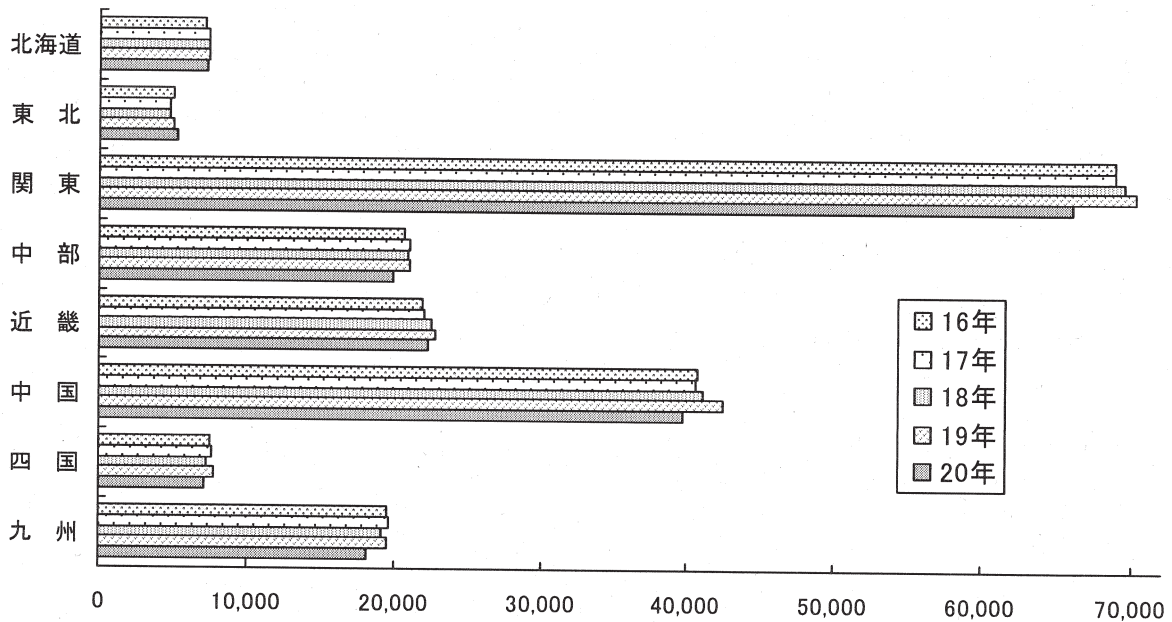
- (1) 経済産業局別のエネルギー消費量（原油換算）を事業所ベース（ネット）で見ると、東北が525万kl、前年比6.0%と2年連続の増加となったが、関東が6616万kl、同▲5.9%と5年ぶりの減少、中国が3969万kl、同▲6.4%と3年ぶりの減少、中部が199万kl、同▲5.6%と2年ぶりの減少などと東北を除くすべての経済産業局が減少した（第6-1表、第6-1図参照）。
- (2) 都道府県別のエネルギー消費量（原油換算）を事業所ベース（グロス）で見ると、千葉県が3979万kl、前年比1.9%の増加、岡山県が2281万kl、同▲3.4%、神奈川県が2085万kl、同▲7.0%、広島県が1597万kl、同▲5.7%、大分県が1572万kl、同▲3.2%、茨城県が1483万kl、同▲9.5%の減少となっている（第6-2表）。

第6-1表 経済産業局別のエネルギー消費量の推移

経済産業局別	エネルギー消費量					前年比	構成比
	16年	17年	18年	19年	20年	(%)	20年
合計	191,203	192,000	192,681	r 196,077	185,813	▲ 5.2	100.0
北海道	7,170	7,343	7,406	7,380	7,313	▲ 0.3	3.9
東北	4,984	4,786	4,756	4,950	5,248	▲ 6.0	2.8
関東	68,854	68,878	69,538	r 70,332	66,156	▲ 5.9	35.6
中部	20,641	21,029	20,928	r 21,034	19,864	▲ 5.6	10.7
近畿	21,943	22,086	22,508	22,736	22,251	▲ 2.1	12.0
中国	40,659	40,528	41,120	42,415	39,693	▲ 6.4	21.4
四国	7,480	7,639	7,223	7,722	7,091	▲ 8.2	3.8
九州	19,471	19,711	19,202	19,509	18,198	▲ 6.7	9.8

第6-1図 経済産業局別のエネルギー消費量

(単位:原油換算千kl)



第6-2表 都道府県別のエネルギー消費量（グロス）（上位11道県）

都道府県	エネルギー消費量（原油換算千kl）						構成比 （%）
	平成19年			平成20年			
	合計	燃料	電力	合計	燃料	電力	
全国計	r 249,671	r 233,672	r 12,490	239,880	224,023	12,402	100.0
千葉県	39,056	37,243	1,018	39,786	37,982	1,042	16.6
岡山県	23,600	22,445	786	22,807	21,636	799	9.5
神奈川県	22,429	21,549	550	20,848	19,999	534	8.7
広島県	16,946	16,344	563	15,973	15,350	563	6.7
大分県	16,234	15,603	439	15,722	15,108	435	6.6
茨城県	16,384	15,098	875	14,826	13,570	825	6.2
愛知県	r 14,019	r 12,700	r 1,206	14,019	12,765	1,154	5.8
山口県	14,547	13,796	492	12,996	12,274	479	5.4
兵庫県	13,425	12,611	587	12,953	12,114	631	5.4
福岡県	9,958	9,332	594	8,982	8,361	586	3.7
北海道	8,592	8,147	342	8,672	8,219	350	3.6
その他	54,481	48,804	5,038	52,296	46,645	5,004	21.8

注：合計には蒸気を含む。



# 統計表

Statistical Tables

# 1, エネルギー消費量の推移 Trends of Energy consumption

(1) 固有単位表(事業所ベース)

Table of original unit

年・期・月	合計 Total		燃料計 Fuel total						
	(原油換算) Crude petroleum equivalent kl	うち指定生産品目分 Specified products (原油換算) Crude petroleum equivalent kl	(原油換算) Crude petroleum equivalent kl	石油系燃料計 Oil based fuels					
				(原油換算) Crude petroleum equivalent kl	原油 Crude petroleum kl	ガソリン Gasoline kl	ナフサ Naphtha kl	改質生成油 Oil produced by conversion kl	灯油 Kerosene kl
平成16年	191,202,762	181,951,766	177,016,087	105,469,909	1,881,850	83,913	37,130,805	19,118,935	1,795,320
17	192,000,482	182,594,288	177,604,634	105,669,919	1,536,652	82,306	36,960,546	19,981,081	1,661,516
18	192,681,110	182,352,764	177,009,627	103,045,055	721,108	85,366	35,897,744	20,036,831	1,786,273
19	r 196,083,170	r 186,081,798	r 180,083,349	r 103,662,625	565,805	r 82,730	35,679,065	20,747,671	r 1,559,710
20	185,813,344	175,540,962	169,955,675	94,431,264	440,862	78,352	32,290,033	19,609,627	1,490,637
平成18年度	193,738,599	183,599,885	177,867,630	103,501,366	667,959	84,275	36,033,505	20,317,444	1,730,345
19	195,282,962	185,205,561	179,249,906	101,963,564	469,031	83,328	35,155,189	20,707,267	1,560,536
20年 1~3月	48,855,050	46,084,379	44,862,606	25,183,234	90,846	21,595	8,933,786	5,178,903	402,125
4~6	45,980,733	43,740,283	41,986,249	23,295,434	109,660	19,558	8,067,530	4,901,511	376,293
7~9	47,050,494	44,379,589	42,978,436	23,699,514	126,703	19,372	7,833,674	5,058,479	337,102
10~12	43,927,067	41,336,711	40,128,384	22,253,082	113,653	17,827	7,455,043	4,470,734	375,117
平成20年1月	16,802,997	15,826,130	15,461,352	8,841,411	35,491	6,634	3,212,488	1,840,809	135,356
2	15,883,908	14,885,494	14,581,999	8,197,425	19,374	7,433	2,963,367	1,638,017	128,371
3	16,168,145	15,372,755	14,819,255	8,144,398	35,981	7,528	2,757,931	1,700,077	138,398
4	15,249,066	14,509,950	13,933,963	7,757,192	27,782	6,183	2,727,453	1,549,344	128,156
5	15,667,780	14,928,904	14,328,617	8,044,157	38,028	6,225	2,710,757	1,842,531	125,917
6	15,063,887	14,301,429	13,723,669	7,494,085	43,850	7,150	2,629,320	1,509,636	122,220
7	16,106,975	15,211,360	14,724,459	8,250,586	42,361	7,207	2,778,425	1,680,791	131,474
8	16,005,883	15,083,636	14,654,294	8,182,630	39,061	5,303	2,700,762	1,794,568	112,502
9	14,937,636	14,084,593	13,599,683	7,266,298	45,281	6,862	2,354,487	1,583,120	93,126
10	15,349,418	14,581,236	14,011,333	7,712,496	29,721	6,629	2,386,806	1,556,567	123,042
11	14,504,007	13,643,399	13,235,119	7,310,606	41,673	5,936	2,580,046	1,441,956	129,313
12	14,073,642	13,112,076	12,881,932	7,229,980	42,259	5,262	2,488,191	1,472,211	122,762

(2) 熱量単位表(事業所ベース)

Table of energy unit

平成16年	7,303,944,351	6,950,556,184	6,762,013,432	4,028,950,023	66,527,534	2,903,404	1,266,160,465	651,955,691	65,888,312
17	7,334,417,202	6,975,100,985	6,784,496,463	4,036,590,960	54,330,640	2,847,790	1,260,354,634	681,354,867	60,977,708
18	7,360,418,128	6,965,874,133	6,761,768,047	3,936,321,155	25,543,923	2,953,658	1,224,113,089	683,255,942	65,556,298
19	r 7,490,375,588	r 7,108,325,172	r 6,879,182,760	3,959,912,096	20,057,174	r 2,862,481	1,216,656,133	707,495,582	r 57,241,438
20	7,190,976,543	6,793,434,942	6,577,284,660	3,654,489,884	15,654,098	2,710,983	1,084,945,106	688,297,915	54,706,446
平成18年度	7,400,813,697	7,013,515,154	6,794,543,181	3,953,751,858	23,669,176	2,915,906	1,228,742,540	692,824,843	63,503,731
19	7,484,235,674	7,097,895,007	6,869,777,077	3,907,599,920	16,642,219	2,883,153	1,194,325,065	711,296,713	57,271,754
20年 1~3月	1,890,690,780	1,783,465,223	1,736,183,130	974,591,294	3,232,911	747,185	300,175,211	181,779,498	14,757,997
4~6	1,779,454,738	1,692,749,132	1,624,868,093	901,533,746	3,890,288	676,707	271,069,007	172,043,038	13,809,971
7~9	1,820,853,911	1,717,489,972	1,663,265,390	917,170,848	4,497,597	670,273	263,211,443	177,552,613	12,371,667
10~12	1,699,977,114	1,599,730,615	1,552,968,047	861,193,996	4,033,302	616,818	250,489,445	156,922,766	13,766,811
平成20年1月	650,276,189	612,471,462	598,354,474	342,162,618	1,261,680	229,536	107,939,597	64,612,397	4,967,569
2	614,707,537	576,068,318	564,323,529	317,240,569	692,295	257,181	99,569,131	57,494,398	4,711,219
3	625,707,054	594,925,443	573,505,127	315,188,107	1,278,936	260,468	92,666,483	59,672,703	5,079,209
4	590,138,883	561,535,247	539,244,395	300,203,408	989,323	213,933	91,642,420	54,381,975	4,703,334
5	606,343,376	577,748,562	554,517,694	311,309,056	1,345,761	215,385	91,081,435	64,672,839	4,621,159
6	582,972,479	553,465,323	531,106,004	290,021,282	1,555,204	247,389	88,345,152	52,988,224	4,485,478
7	623,340,246	588,679,632	569,836,877	319,297,626	1,503,986	249,364	93,355,080	58,995,763	4,825,101
8	619,427,240	583,736,799	567,120,853	316,667,616	1,387,269	183,482	90,745,602	62,989,337	4,128,837
9	578,086,425	545,073,541	526,307,660	281,205,606	1,606,342	237,427	79,110,761	55,567,513	3,417,729
10	594,022,302	564,293,813	542,238,377	298,473,385	1,057,223	229,365	80,196,683	54,635,503	4,515,643
11	561,304,892	527,999,394	512,199,015	282,920,534	1,478,307	205,388	86,689,544	50,612,655	4,745,795
12	544,649,920	507,437,408	498,530,655	279,800,077	1,497,772	182,065	83,603,218	51,674,608	4,505,373

注1. 原油にはNGL・コンデンセートを含む。  
 2. B重油は平成15年よりC重油に統合された。  
 3. 石炭には、コークス製造用炭(原料炭)を含む。  
 4. 石炭コークスにはピッチコークスを含む。

軽油 Gas oil kl	重油計 Heavy fuel oil total kl	A重油 Heavy fuel oil A kl	B・C重油 Heavy fuel oil B・C kl	炭化水素油 Hydrocarbon oil kl	液化石油ガス LPG t	石油系炭化 水素ガス Hydrocarbon gas 1000m <sup>3</sup>	オイルコークス Petroleum Coke t	Year,quarter and month
125,245	15,301,064	2,452,920	12,848,144	3,479,485	6,201,581	16,382,180	4,131,454	C. Y. 2004
118,005	14,152,374	2,151,907	12,000,467	3,547,286	6,332,636	17,113,064	4,310,726	C. Y. 2005
223,165	12,853,347	1,847,701	11,005,646	3,605,635	6,877,059	16,543,498	4,404,675	C. Y. 2006
r 413,432	r 11,370,491	r 1,585,562	9,784,929	3,861,175	r 7,649,117	17,226,099	4,250,863	C. Y. 2007
328,580	9,826,709	1,329,146	8,497,563	3,746,652	7,095,879	16,569,670	4,225,310	C. Y. 2008
324,489	12,325,647	1,768,357	10,557,290	3,707,117	7,179,561	16,705,679	4,360,470	F. Y. 2006
399,453	11,157,292	1,521,858	9,635,434	3,752,355	7,525,437	17,107,993	4,232,278	F. Y. 2007
119,565	2,844,158	405,144	2,439,014	941,996	1,754,001	4,247,069	1,073,203	Q1 2008
77,473	2,443,651	322,030	2,121,621	869,480	1,856,442	3,915,293	973,297	Q2
58,230	2,280,209	311,060	1,969,149	989,613	1,908,387	4,239,910	1,111,016	Q3
73,312	2,258,691	290,912	1,967,779	945,563	1,577,049	4,167,398	1,067,794	Q4
33,874	980,542	136,622	843,920	341,937	604,746	1,472,099	335,355	Jan 2008
42,773	941,458	140,443	801,015	331,300	551,400	1,366,477	354,600	Feb
42,918	922,158	128,079	794,079	268,759	597,855	1,408,493	383,248	Mar
31,138	851,262	116,720	734,542	258,255	642,039	1,317,974	305,818	Apr
30,059	806,824	105,521	701,303	300,553	630,869	1,350,291	316,368	May
16,276	785,565	99,789	685,776	310,672	583,534	1,247,028	351,111	Jun
26,002	778,405	108,371	670,034	342,741	698,546	1,464,675	383,459	Jul
22,243	764,976	99,975	665,001	328,806	652,455	1,484,542	369,376	Aug
9,985	736,828	102,714	634,114	318,066	557,386	1,290,693	358,181	Sep
25,160	770,284	101,369	668,915	318,337	606,911	1,553,363	367,357	Oct
27,732	744,653	94,338	650,315	300,878	517,721	1,281,348	360,100	Nov
20,420	743,754	95,205	648,549	326,348	452,417	1,332,687	340,337	Dec

(単位Unit:GJ)

4,784,346	631,676,805	95,909,255	535,767,614	145,094,553	311,319,345	735,559,913	147,079,757	C. Y. 2004
4,507,781	584,559,074	84,139,664	500,419,492	147,921,853	317,898,311	768,376,618	153,461,843	C. Y. 2005
8,524,902	531,180,590	72,245,212	458,935,444	150,355,007	345,204,742	742,803,095	156,806,423	C. Y. 2006
r 15,793,095	r 470,027,066	r 61,995,590	408,031,562	161,011,038	r 383,985,631	773,451,870	151,330,716	C. Y. 2007
12,387,507	408,017,584	51,969,700	356,047,967	156,984,761	360,470,686	743,978,228	126,336,804	C. Y. 2008
12,395,469	509,381,799	69,142,859	440,239,001	154,586,803	360,390,335	750,085,015	155,232,722	F. Y. 2006
15,199,330	461,790,123	59,504,763	402,285,447	156,661,648	378,829,304	768,148,914	144,551,845	F. Y. 2007
4,507,613	118,035,846	15,841,153	102,194,710	39,469,642	89,103,257	190,693,407	32,088,780	Q1 2008
2,920,738	101,487,313	12,591,386	88,895,935	36,431,226	94,307,265	175,796,665	29,101,589	Q2
2,195,285	94,669,812	12,162,472	82,507,366	41,464,789	96,946,071	190,371,968	33,219,386	Q3
2,763,871	93,824,613	11,374,689	82,449,956	39,619,104	80,114,093	187,116,188	31,927,049	Q4
1,277,057	40,702,178	5,341,929	35,360,254	14,327,163	30,721,097	66,097,247	10,027,118	Jan 2008
1,612,546	39,053,856	5,491,327	33,562,536	13,881,473	28,011,128	61,354,820	10,602,546	Feb
1,618,010	38,279,812	5,007,897	33,271,920	11,261,006	30,371,032	63,241,340	11,459,116	Mar
1,173,903	35,341,070	4,563,760	30,777,312	10,820,886	32,615,582	59,177,038	9,143,960	Apr
1,133,230	33,510,473	4,125,877	29,384,603	12,593,174	32,048,153	60,628,072	9,459,407	May
613,605	32,635,770	3,901,749	28,734,020	13,017,166	29,643,530	55,991,555	10,498,222	Jun
980,280	32,311,740	4,237,317	28,074,430	14,360,849	35,486,139	65,763,910	11,465,427	Jul
838,568	31,772,576	3,909,030	27,863,551	13,776,971	33,144,719	66,655,935	11,044,346	Aug
376,437	30,585,496	4,016,125	26,569,385	13,326,969	28,315,213	57,952,123	10,709,613	Sep
948,532	31,991,073	3,963,537	28,027,547	13,338,325	30,831,079	69,746,002	10,983,977	Oct
1,045,500	30,936,815	3,688,624	27,248,204	12,606,793	26,300,225	57,532,533	10,766,994	Nov
769,839	30,896,725	3,722,528	27,174,205	13,673,986	22,982,789	59,837,653	10,176,078	Dec

1. Crude petroleum includes NGL・condensate in liquid form.
2. Heavy fuel oil C includes Heavy fuel oil B from 2003.
3. Coal includes the coal for making coke (material coal).
4. Coal coke includes pitch coke.

年・期・月	非石油系燃料計 Non-oil based fuels								
	(原油換算) Crude petroleum equivalent kl	石炭 Coal t	石炭コークス Coal Coke t	タール Tar t	コークス炉 ガス Coke oven gas 1000m <sup>3</sup>	高炉ガス Blast furnace gas 1000m <sup>3</sup>	転炉ガス Converter furnace gas 1000m <sup>3</sup>	電気炉ガス Electric furnace gas 1000m <sup>3</sup>	天然ガス Natural gas 1000m <sup>3</sup>
平成16年	118,302,210	80,422,240	37,791,267	504,806	11,964,208	88,874,012	6,182,416	67,038	491,997
17	118,036,279	80,019,650	37,019,037	472,862	12,029,443	87,648,995	6,026,054	70,693	511,111
18	124,927,247	86,243,238	37,636,365	532,151	12,779,920	89,623,409	6,487,293	112,727	530,821
19	130,009,228	90,627,746	38,017,000	541,629	13,034,804	92,314,163	6,553,635	118,785	573,932
20	129,591,536	93,994,043	37,499,837	531,442	13,399,660	94,187,067	6,709,395	121,467	560,950
平成18年度	125,594,114	86,676,333	37,790,127	534,573	12,841,393	88,954,504	6,554,581	115,122	546,682
19	131,966,170	93,110,495	38,320,637	539,425	13,241,316	95,010,715	6,627,704	112,642	570,435
20年 1～3月	33,386,774	24,198,520	9,598,499	139,400	3,377,608	24,273,498	1,688,642	27,261	149,757
4～6	32,507,884	23,517,088	9,478,568	137,333	3,395,548	23,808,281	1,721,235	35,321	127,560
7～9	32,905,415	23,735,346	9,554,690	120,671	3,401,574	24,126,364	1,739,303	24,149	147,245
10～12	30,791,463	22,543,089	8,868,080	134,038	3,224,930	21,978,924	1,560,215	34,736	136,388
平成20年1月	11,241,307	8,102,671	3,269,085	45,200	1,147,569	8,159,983	562,054	9,234	53,416
2	10,763,367	7,831,358	3,032,600	44,136	1,091,852	7,744,662	510,355	7,578	52,118
3	11,382,100	8,264,491	3,296,814	50,064	1,138,187	8,368,853	616,233	10,449	44,223
4	10,679,545	7,733,996	3,109,332	46,949	1,110,220	7,930,279	572,769	11,617	36,811
5	10,991,245	7,935,618	3,227,544	47,307	1,159,987	8,038,424	580,035	11,714	45,665
6	10,837,094	7,847,474	3,141,692	43,077	1,125,341	7,839,578	568,431	11,990	45,084
7	11,140,904	8,040,801	3,227,546	22,781	1,140,550	8,187,376	595,867	8,879	50,734
8	11,006,196	8,004,791	3,190,620	47,105	1,145,504	8,064,550	583,838	4,003	48,931
9	10,758,315	7,689,754	3,136,524	50,785	1,115,520	7,874,438	559,598	11,267	47,580
10	10,868,185	7,807,818	3,186,653	45,032	1,150,179	7,904,110	574,736	11,472	46,020
11	10,182,202	7,505,129	2,895,401	45,198	1,065,725	7,227,037	521,711	12,604	43,622
12	9,741,076	7,230,142	2,786,026	43,808	1,009,026	6,847,777	463,768	10,660	46,746
平成16年	4,519,143,767	2,243,599,590	1,137,517,165	18,829,266	252,444,803	303,060,382	51,994,119	563,790	20,122,690
17	4,508,984,711	2,232,409,188	1,114,273,049	17,637,754	253,821,271	298,883,076	50,679,105	594,531	20,904,449
18	4,772,219,900	2,398,384,613	1,132,854,629	19,849,234	269,656,325	305,615,825	54,558,131	948,035	21,710,591
19	4,966,351,508	2,522,288,381	1,144,311,737	20,202,764	275,034,388	314,791,302	55,116,076	998,982	23,473,842
20	5,015,192,006	2,577,382,410	1,102,495,206	19,822,787	282,732,838	321,177,901	56,426,021	1,021,542	24,401,396
平成18年度	4,797,694,271	2,409,879,610	1,137,482,860	19,939,572	270,953,412	303,334,856	55,124,026	968,177	22,359,307
19	5,057,800,113	2,582,286,187	1,146,732,261	20,120,555	279,391,785	323,986,542	55,738,999	947,319	23,720,196
20年 1～3月	1,292,067,879	663,070,002	282,195,873	5,199,620	71,267,530	82,772,625	14,201,483	229,266	6,514,447
4～6	1,258,055,448	645,833,032	278,669,898	5,122,523	71,646,067	81,186,243	14,475,588	297,051	5,548,878
7～9	1,273,439,396	650,358,856	280,907,886	4,501,028	71,773,217	82,270,901	14,627,540	203,095	6,405,176
10～12	1,191,629,283	618,120,520	260,721,549	4,999,616	68,046,024	74,948,132	13,121,410	292,130	5,932,895
平成20年1月	435,038,436	222,189,993	96,111,102	1,685,960	24,213,704	27,825,539	4,726,872	77,658	2,323,601
2	416,542,196	214,597,747	89,158,442	1,646,273	23,038,078	26,409,297	4,292,090	63,731	2,267,140
3	440,487,247	226,282,262	96,926,329	1,867,387	24,015,748	28,537,789	5,182,521	87,877	1,923,706
4	413,298,667	212,188,150	91,414,359	1,751,198	23,425,644	27,042,251	4,816,988	97,699	1,601,284
5	425,360,922	218,170,674	94,889,792	1,764,552	24,475,728	27,411,030	4,878,095	98,516	1,986,433
6	419,395,859	215,474,208	92,365,747	1,606,773	23,744,695	26,732,962	4,780,505	100,836	1,961,161
7	431,152,974	220,466,971	94,889,853	849,731	24,065,607	27,918,953	5,011,243	74,673	2,206,936
8	425,939,711	219,198,595	93,804,228	1,757,017	24,170,137	27,500,114	4,910,078	33,666	2,128,504
9	416,346,711	210,693,290	92,213,805	1,894,280	23,537,473	26,851,834	4,706,219	94,756	2,069,736
10	420,598,578	214,347,880	93,687,594	1,679,693	24,268,778	26,953,014	4,833,533	96,480	2,001,876
11	394,051,081	205,662,693	85,124,789	1,685,885	22,486,797	24,644,198	4,387,587	105,999	1,897,564
12	376,979,624	198,109,947	81,909,166	1,634,038	21,290,449	23,350,920	3,900,290	89,651	2,033,455

液化天然ガス LNG	都市ガス (B) Town gas	回収黒液 Black liquor	酸素 Oxygen	廃材 Waste material	廃タイヤ Used tires	電力		蒸気		Year, quarter and month
						Electricity	うち購入分 among those purchased	Steam	うち受入分 among those accepted	
t	1000m <sup>3</sup>	絶乾 t	1000Nm <sup>3</sup>	絶乾 t	t	1000kWh	1000kWh	t	t	
1,120,531	3,876,402	14,504,857	9,776,043	757,564	268,218	206,344,826	116,273,498	604,006,723	42,529,249	C. Y. 2004
1,278,543	4,380,043	14,072,736	9,763,760	1,035,191	285,161	206,735,356	117,494,383	603,154,864	44,196,132	C. Y. 2005
1,321,068	5,341,467	13,961,964	10,110,261	1,275,119	378,482	213,346,307	127,118,758	591,698,485	49,251,529	C. Y. 2006
1,366,909	5,998,243	14,278,887	10,726,492	1,511,449	362,739	216,565,497	130,042,443	592,261,367	50,116,260	C. Y. 2007
1,452,251	6,030,161	14,108,776	10,429,226	1,830,980	369,351	213,856,065	131,042,343	574,121,364	49,994,102	C. Y. 2008
1,295,870	5,509,175	14,025,644	10,258,925	1,361,345	387,523	214,474,774	128,495,821	591,666,277	50,180,099	F. Y. 2006
1,414,159	6,129,788	14,411,989	10,849,075	1,567,685	362,087	217,556,124	131,142,660	592,373,890	49,975,788	F. Y. 2007
363,052	1,638,906	3,778,190	2,740,138	425,880	93,726	54,232,731	32,699,007	152,112,666	13,186,847	Q1 2008
361,756	1,456,471	3,513,596	2,716,921	427,554	89,467	53,582,362	33,415,086	138,769,164	11,851,111	Q2
382,327	1,538,185	3,636,304	2,702,126	489,070	92,983	55,781,405	33,979,958	146,953,834	12,336,414	Q3
345,116	1,396,599	3,180,686	2,270,041	488,476	93,175	50,259,567	30,948,292	136,285,700	12,619,730	Q4
126,836	545,132	1,278,480	922,758	131,121	29,237	18,068,376	10,859,177	51,836,018	4,593,344	Jan 2008
121,406	554,650	1,226,359	851,518	145,115	30,983	17,644,676	10,664,595	49,609,950	4,335,968	Feb
114,810	539,124	1,273,351	965,862	149,644	33,506	18,519,679	11,175,235	50,666,698	4,257,535	Mar
115,212	493,218	1,131,751	878,309	142,660	26,544	17,544,574	10,840,781	46,001,917	4,125,728	Apr
124,606	464,900	1,207,752	928,846	138,905	28,772	17,949,993	11,188,610	46,376,938	3,987,115	May
121,938	498,353	1,174,093	909,766	145,989	34,151	18,087,795	11,385,695	46,390,309	3,738,268	Jun
135,641	530,692	1,234,218	914,401	158,802	31,950	19,041,353	11,556,462	49,996,539	4,138,592	Jul
124,772	483,071	1,192,153	904,430	160,830	29,313	18,569,480	11,232,012	49,520,206	4,174,339	Aug
121,914	524,422	1,209,933	883,295	169,438	31,720	18,170,572	11,191,484	47,437,089	4,023,483	Sep
128,281	493,152	1,175,473	890,330	158,197	30,812	17,786,993	11,164,082	45,669,651	4,085,246	Oct
105,349	464,995	1,060,611	762,373	171,858	28,997	16,721,664	10,340,214	45,071,324	4,238,982	Nov
111,486	438,452	944,602	617,338	158,421	33,366	15,750,910	9,443,996	45,544,725	4,295,502	Dec

(単位Unit:Gj)

61,069,078	159,319,377	182,761,198	69,605,414	12,651,327	5,605,763	742,841,358	418,584,592	1,615,717,998	113,765,771	C. Y. 2004
69,680,749	180,019,746	177,316,476	69,517,978	17,287,705	5,959,885	744,247,272	422,979,774	1,613,439,292	118,224,655	C. Y. 2005
71,998,389	219,533,791	175,920,742	71,985,048	21,294,500	7,910,279	768,046,692	457,627,536	1,582,793,481	131,747,862	C. Y. 2006
74,496,746	246,528,503	179,913,969	76,372,619	25,241,207	7,581,257	779,635,790	468,152,794	1,584,299,192	134,061,004	C. Y. 2007
79,292,919	247,839,747	186,235,842	74,256,091	29,844,981	12,262,452	769,881,835	471,752,430	1,535,774,666	133,734,230	C. Y. 2008
70,625,099	226,427,223	176,723,110	73,043,533	22,734,475	8,099,237	772,109,184	462,584,962	1,582,707,323	134,231,786	F. Y. 2006
77,108,136	251,934,560	183,857,970	77,245,413	26,009,998	8,720,454	783,202,036	472,113,571	1,584,600,182	133,685,238	F. Y. 2007
19,822,644	67,358,991	49,872,110	19,509,785	6,941,846	3,111,701	195,237,826	117,716,425	406,901,384	35,274,816	Q1 2008
19,751,882	59,860,948	46,379,467	19,344,471	6,969,132	2,970,301	192,896,504	120,294,304	371,207,511	31,701,723	Q2
20,875,058	63,219,447	47,999,211	19,239,143	7,971,845	3,087,038	200,813,056	122,327,848	393,101,514	32,999,907	Q3
18,843,335	57,400,361	41,985,054	16,162,692	7,962,158	3,093,412	180,934,449	111,413,853	364,564,257	33,757,784	Q4
6,925,247	22,404,857	16,875,939	6,570,039	2,137,273	970,667	65,046,152	39,093,037	138,661,352	12,287,193	Jan 2008
6,628,768	22,795,887	16,187,938	6,062,806	2,365,375	1,028,635	63,520,834	38,392,541	132,706,615	11,598,714	Feb
6,268,629	22,158,247	16,808,233	6,876,940	2,439,198	1,112,399	66,670,840	40,230,847	135,533,417	11,388,909	Mar
6,290,575	20,271,236	14,939,112	6,253,556	2,325,358	881,261	63,160,467	39,026,809	123,055,129	11,036,325	Apr
6,803,491	19,107,542	15,942,327	6,613,384	2,264,152	955,228	64,619,975	40,278,995	124,058,308	10,665,532	May
6,657,816	20,482,170	15,498,028	6,477,531	2,379,622	1,133,812	65,116,062	40,988,500	124,094,074	9,999,866	Jun
7,406,000	21,811,592	16,291,678	6,510,536	2,588,474	1,060,741	68,548,868	41,603,262	133,740,746	11,070,731	Jul
6,812,553	19,854,152	15,736,416	6,439,543	2,621,530	973,192	66,850,126	40,435,244	132,466,550	11,166,356	Aug
6,656,505	21,553,703	15,971,117	6,289,064	2,761,841	1,053,105	65,414,062	40,289,342	126,894,218	10,762,820	Sep
7,004,142	20,268,633	15,516,245	6,339,149	2,578,611	1,022,960	64,033,174	40,190,694	122,166,319	10,928,035	Oct
5,752,058	19,111,365	14,000,064	5,428,096	2,801,286	962,700	60,197,996	37,224,769	120,565,797	11,339,280	Nov
6,087,135	18,020,363	12,468,745	4,395,447	2,582,261	1,107,752	56,703,279	33,998,390	121,832,141	11,490,469	Dec

## 2. 業 種 別 統 計

## (1) 業 種 別 エ ネ ル ギ ー 消 費 Energy consumption by industry

## 1) 固有単位表(事業所ベース)

Table of original unit

業 種 Industry	合計 Total		燃料計 Specified products (原油換算) Crude petroleum equivalent kl	Fuel total				
	(原油換算) Crude petroleum equivalent kl	うち指定生産品目分 Specified products (原油換算) Crude petroleum equivalent kl		石油系燃料計 Oil based fuels	原油 Crude petroleum kl	ガソリン Gasoline kl	ナフサ Naphtha kl	改質生成油 Oil produced by conversion kl
1 合計 Total	239,880,449 185,813,344	175,540,962	224,022,780 169,955,675	94,431,264	440,862	78,352	32,290,033	19,609,627
2 重複事業所分補正量 Duplication adjustment	5,114,803	—	4,695,412	750,498	—	2,649	—	—
3 パルプ・紙・板紙工業 Pulp, Paper, Paperboard	14,061,704	12,923,651	13,071,582	2,507,508	…	220	—	—
4 化学工業 Chemical industry	88,161,568 79,883,448	70,311,064	83,451,409 75,173,289	67,558,386	440,862	248	32,018,059	19,609,627
5 化学繊維工業 Chemical fibers	2,546,608	800,298	2,124,821	866,340	…	96	—	—
6 石油製品工業 Petroleum products	18,642,282	16,035,361	18,054,553	17,793,769	…	267	271,974	—
7 窯業・土石製品工業 Ceramics, clay and stone products	11,038,945 11,036,416	7,638,468	10,456,764 10,454,235	2,238,522	…	251	—	—
8 ガラス製品工業 Glass products	839,844	781,651	642,519	262,686	…	20	—	—
9 鉄鋼業 Iron and steel	102,072,711 56,286,250	61,498,372	96,732,324 50,945,863	2,732,006	…	2,828	—	—
10 非鉄金属地金工業 Non-ferrous metals	1,377,959	1,139,773	815,396	423,367	…	92	—	—
11 機械工業 Machinery	6,253,717	4,417,301	3,368,918	799,237	…	76,979	—	—

## 2) 熱量単位表(事業所ベース)

Table of energy unit

1 合計 Total	9,283,373,653 7,190,976,543	6,793,434,942	8,669,681,770 6,577,284,660	3,654,489,884	15,654,098	2,710,983	1,084,945,106	688,297,915
2 重複事業所分補正量 Duplication adjustment	197,943,059	—	181,712,589	29,044,226	—	91,659	—	—
3 パルプ・紙・板紙工業 Pulp, Paper, Paperboard	544,188,411	500,145,575	505,870,253	97,040,288	…	7,621	—	—
4 化学工業 Chemical industry	3,411,851,665 3,091,488,474	2,721,037,759	3,229,568,797 2,909,205,606	2,614,509,067	15,654,098	8,590	1,075,806,778	688,297,915
5 化学繊維工業 Chemical fibers	98,553,766	30,971,546	82,230,573	33,527,205	…	3,317	—	—
6 石油製品工業 Petroleum products	721,456,198	620,568,148	698,710,924	688,618,477	…	9,236	9,138,324	—
7 窯業・土石製品工業 Ceramics, clay and stone products	427,207,016 427,109,131	295,608,728	404,676,604 404,578,719	86,630,778	…	8,704	—	—
8 ガラス製品工業 Glass products	32,501,881	30,250,066	24,865,174	10,165,679	…	692	—	—
9 鉄鋼業 Iron and steel	3,950,212,837 2,178,276,799	2,379,987,345	3,743,539,933 1,971,603,895	105,727,946	…	97,842	—	—
10 非鉄金属地金工業 Non-ferrous metals	53,326,692	44,108,896	31,555,604	16,383,969	…	3,181	—	—
11 機械工業 Machinery	242,018,536	170,949,507	130,376,799	30,930,993	…	2,663,481	—	—

1. 原油には天然ガス液(NGL)を含む。
2. 石炭にはコークス製造用炭(原料炭)を含む。
3. 石炭コークスにはピッチコークスを含む。
4. 合計、化学工業、窯業・土石製品工業、鉄鋼業については、ネットの数値も表示。

灯油 Kerosene kl	軽油 Gas oil kl	重油計 Heavy fuel oil total kl	A重油 Heavy fuel oil A kl	B・C重油 Heavy fuel oil B・C kl	炭化水素油 Hydrocarbon oil kl	液化石油ガス LPG t	石油系炭化 水素ガス Hydrocarbon gas 1000m <sup>3</sup>	オイルコークス Petroleum Coke t	
1,490,637	328,580	9,826,709	1,329,146	8,497,563	3,746,652	7,095,879	16,569,670	4,225,310	1
22,600	9,865	560,740	62,085	498,655	—	17,444	—	118,525	2
67,298	3,631	2,116,024	167,846	1,948,178	46,349	21,925	—	106,309	3
1,052,417	215,238	2,341,026	61,998	2,279,028	1,636,832	5,637,676	6,469,585	1,492,525	4
21,200	379	577,774	61,194	516,580	844	7,659	—	276,579	5
55,344	2,282	2,522,400	123,707	2,398,693	1,621,605	755,883	10,099,548	407,951	6
46,344	11,875	977,532	73,303	904,229	211,499	37,575	—	1,101,992	7
2,575	34	172,520	58,527	113,993	—	59,143	—	—	8
112,466	48,208	1,110,016	408,002	702,014	142,968	390,870	537	951,410	9
35,382	4,146	262,916	144,327	118,589	84,609	10,972	—	7,069	10
120,211	52,652	307,241	292,327	14,914	1,946	191,620	—	—	11

(単位 Unit:GJ)

54,706,446	12,387,507	408,017,584	51,969,700	356,047,967	156,984,761	360,470,686	743,978,228	126,336,804	1
829,425	371,908	23,321,180	2,427,529	20,893,654	—	886,167	—	3,543,898	2
2,469,865	136,908	88,191,478	6,562,796	81,628,704	1,942,028	1,113,807	—	3,178,644	3
38,623,717	8,114,495	97,915,426	2,424,138	95,491,293	68,583,277	286,393,945	290,484,394	44,626,501	4
778,053	14,296	24,037,399	2,392,688	21,644,713	35,364	389,085	—	8,269,715	5
2,031,130	86,041	105,342,196	4,836,948	100,505,253	67,945,252	38,398,866	453,469,747	12,197,735	6
1,700,850	447,718	40,753,377	2,866,171	37,887,233	8,861,815	1,908,809	—	32,949,584	7
94,500	1,292	7,064,717	2,288,410	4,776,311	—	3,004,478	—	—	8
4,127,528	1,817,455	45,367,306	15,952,909	29,414,416	5,990,361	19,856,204	24,114	28,447,166	9
1,298,548	156,313	10,612,084	5,643,203	4,968,886	3,545,129	557,387	—	211,363	10
4,411,795	1,985,003	12,054,925	11,430,031	624,905	81,543	9,734,322	—	—	11

1. Crude petroleum includes Natural gas in liquid form.

2. Coal includes the coal for making coke (material coal).

3. Coal coke includes pitch coke

4. Net consumption is shown for Total and three industrial categories(Chemical;Ceramics,clay and stone products;Iron and steel).

## 1) 固有単位表(事業所ベース)

Table of original unit

業種 Industry	非石油系燃料計 Non-oil based fuels							
	(原油換算) Crude petroleum equivalent kl	石炭 Coal t	石炭コークス Coal Coke t	タール Tar t	コークス炉 ガス Coke oven gas 1000m <sup>3</sup>	高炉ガス Blast furnace gas 1000m <sup>3</sup>	転炉ガス Converter furnace gas 1000m <sup>3</sup>	電気炉ガス Electric furnace gas 1000m <sup>3</sup>
1 合計 Total	129,591,536	93,994,043	37,499,837	531,442	13,399,660	94,187,067	6,709,395	121,467
2 重複事業所分補正量 Duplication adjustment	3,944,920	5,258,873	113,706	—	—	—	—	—
3 パルプ・紙・板紙工業 Pulp, Paper, Paperboard	10,564,080	5,357,044	—	…	—	—	—	—
4 化学工業 Chemical industry	15,893,032	18,620,898	178,889	466,404	1,423,656	1,121,762	60,073	—
5 化学繊維工業 Chemical fibers	1,258,478	1,374,523	—	…	—	—	—	—
6 石油製品工業 Petroleum products	260,779	345,911	—	…	—	—	—	—
7 窯業・土石製品工業 Ceramics, clay and stone products	8,218,248	11,183,743	393,509	…	354,454	115,180	269,532	24,603
8 ガラス製品工業 Glass products	379,836	—	—	…	—	—	—	—
9 鉄鋼業 Iron and steel	94,000,313	62,207,605	36,683,735	65,038	11,621,550	92,552,384	6,379,790	96,864
10 非鉄金属地金工業 Non-ferrous metals	392,027	76,790	294,709	…	—	397,741	—	—
11 機械工業 Machinery	2,569,672	86,402	62,701	…	—	—	—	—

## 2) 熱量単位表(事業所ベース)

Table of energy unit

1 合計 Total	5,015,192,006	2,577,382,410	1,102,495,206	19,822,787	282,732,838	321,177,901	56,426,021	1,021,542
2 重複事業所分補正量 Duplication adjustment	152,668,384	135,153,045	3,342,954	—	—	—	—	—
3 パルプ・紙・板紙工業 Pulp, Paper, Paperboard	408,829,986	137,676,039	—	…	—	—	—	—
4 化学工業 Chemical industry	615,059,775	478,557,092	5,259,334	17,396,868	30,039,154	3,825,210	505,213	—
5 化学繊維工業 Chemical fibers	48,703,387	35,325,244	—	…	—	—	—	—
6 石油製品工業 Petroleum products	10,092,456	8,889,913	—	…	—	—	—	—
7 窯業・土石製品工業 Ceramics, clay and stone products	318,045,868	287,422,220	11,569,164	…	7,478,980	392,764	2,266,763	206,913
8 ガラス製品工業 Glass products	14,699,515	—	—	…	—	—	—	—
9 鉄鋼業 Iron and steel	3,637,812,021	1,760,470,917	1,078,501,811	2,425,919	245,214,719	315,603,630	53,654,041	814,629
10 非鉄金属地金工業 Non-ferrous metals	15,171,643	1,973,502	8,664,446	…	—	1,356,297	—	—
11 機械工業 Machinery	99,445,860	2,220,534	1,843,406	…	—	—	—	—

天然ガス Natural gas 1000m <sup>3</sup>	液化天然ガス LNG t	都市ガス (B) Town gas 1000m <sup>3</sup>	回収黒液 Black liquor 絶乾 t	酸素 Oxygen 1000Nm <sup>3</sup>	廃材 Waste material 絶乾 t	廃タイヤ Used tires t	電力 Electricity 1000kWh	うち購入分 among those purchased 1000kWh	蒸気 Steam t	うち受入分 among those accepted t	
560,950	1,452,251	6,030,161	14,108,776	10,429,226	1,830,980	369,351	213,856,065	131,042,343	574,121,364	49,994,102	1
53,215	50,169	211,544	—	—	—	12,762	13,296,815	3,965,814	39,393,129	234,450	2
27,585	109,121	989,673	14,108,776	…	1,830,980	218,060	33,114,262	9,215,947	175,314,726	1,547,132	3
426,427	696,660	533,708	…	…	…	28,743	40,115,553	22,233,228	161,263,743	36,955,532	4
—	11,164	310,671	…	…	…	—	6,651,942	3,189,194	25,920,721	1,810,127	5
835	21,046	416	…	…	…	—	12,834,130	2,710,376	97,832,760	4,855,299	6
53,756	—	45,703	…	…	…	135,310	17,669,247	5,793,004	49,386,996	130,546	7
—	73,343	260,216	…	…	—	—	2,199,542	2,060,146	276,236	12,423	8
12,250	470,400	1,962,374	…	10,429,226	…	—	72,942,254	54,126,020	99,773,942	4,416,643	9
7,126	14,232	50,860	…	…	…	—	6,091,690	4,668,647	3,745,369	500,850	10
86,186	106,454	2,088,083	…	…	…	—	35,534,260	31,011,595	…	…	11

(単位 Unit:GJ)

24,401,396	79,292,919	247,839,747	186,235,842	74,256,091	29,844,981	12,262,452	769,881,835	471,752,430	1,535,774,666	133,734,230	1
2,314,857	2,739,230	8,694,599	—	—	—	423,697	47,868,539	14,276,932	105,376,628	627,153	2
1,199,954	5,958,008	40,675,577	186,235,842	…	29,844,981	7,239,591	119,211,344	33,177,413	468,966,911	4,138,577	3
18,549,608	38,037,643	21,935,404	…	…	…	954,266	144,415,988	80,039,621	431,380,519	98,856,052	4
—	609,555	12,768,592	…	…	…	—	23,946,992	11,481,103	69,337,935	4,842,090	5
36,332	1,149,113	17,098	…	…	…	—	46,202,862	9,757,348	261,702,628	12,987,926	6
2,338,395	—	1,878,393	…	…	…	4,492,292	63,609,288	20,854,814	132,110,215	349,213	7
—	4,004,529	10,694,988	…	…	—	—	7,918,353	7,416,521	738,936	33,231	8
532,890	25,683,845	80,653,591	…	74,256,091	…	—	262,592,118	194,853,675	266,895,303	11,814,512	9
309,983	777,068	2,090,348	…	…	…	—	21,930,077	16,807,123	10,018,862	1,339,780	10
3,749,139	5,812,398	85,820,410	…	…	…	—	127,923,336	111,641,737	…	…	11

## (2) 燃料受払

Fuel input/output

## 1) 燃料種別表 (事業所ベースの9調査対象業種合計)

Table by Fuels

## ① 固有単位表

Table of original unit

種別	単位 Unit	受入 Receipts	発生・回収 又は生産 Generation, recovery and/or production	消費		
				合計 Total	ボイラ用 for Boilers	コージェネ レーション用 for Co-generation
合計 (原油換算) (ネット)	kl	168,331,706	54,253,559	224,022,780 169,955,675	36,400,286	5,809,912
石油系燃料 (原油換算)	"	69,351,756	—	94,431,264	12,590,930	3,091,381
原ガソリン	"	421,902	—	440,862	3,516	—
ナソリン	"	78,162	—	78,352	—	—
改質生成油	"	32,613,773	—	32,290,033	8,018	2,202
灯油	"	19,681,022	—	19,609,627	—	—
軽油	"	1,435,241	—	1,490,637	68,696	97,063
重油	"	329,939	—	328,580	834	866
重油計	"	7,421,747	—	9,826,709	5,696,997	241,540
A重油	"	1,212,654	—	1,329,146	476,534	120,952
B・C重油	"	6,209,093	—	8,497,563	5,220,463	120,588
炭化水素ガス	"	604,745	—	3,746,652	2,082,791	729,698
液化石油ガス	t	6,823,443	—	7,095,879	164,108	202,937
石油系炭化水素ガス	1000m3	150,412	—	16,569,670	2,091,381	1,454,399
オイルコークス	t	4,287,172	—	4,225,310	1,921,227	—
非石油系燃料 (原油換算)	kl	98,979,970	54,253,559	129,591,536	23,809,364	2,718,528
石炭	t	102,474,421	—	93,994,043	17,827,346	—
タタ	"	10,328,525	38,794,485	37,499,837	—	—
コークス	"	322,887	800,097	531,442	—	—
高転電	1000m3	2,455,376	16,919,757	13,399,660	1,540,814	4,110
高転電	"	2,888,352	133,681,584	94,187,067	32,193,362	3,197,242
高転電	"	449,769	9,386,218	6,709,395	2,480,270	125,479
天然ガス	"	12,964	177,906	121,467	87,751	—
天然ガス	"	423,194	165,881	560,950	186,898	100,103
液都回酸	t	1,660,973	—	1,452,251	221,183	232,551
液都回酸	1000m3	5,522,765	—	5,523,067	1,243,035	1,694,726
液都回酸	"	6,029,930	—	6,030,161	1,347,436	1,851,843
液都回酸	絶乾t	14,108,223	—	14,108,776	14,108,776	—
液都回酸	1000Nm3	7,013,482	4,030,938	10,429,226	—	—
液都回酸	絶乾t	1,855,557	—	1,830,980	1,826,945	—
液都回酸	t	361,329	—	369,351	234,041	—

## ② 熱量単位表

Table of energy unit

種別	単位 Unit	受入 Receipts	発生・回収 又は生産 Generation, recovery and/or production	合計 Total	ボイラ用 for Boilers	コージェネ レーション用 for Co-generation
合計 (原油換算) (ネット)	GJ	6,514,437,339	2,099,612,938	8,669,681,770 6,577,284,660	1,408,691,523	224,843,596
石油系燃料 (原油換算)	"	2,683,912,940	—	3,654,489,884	487,269,325	119,636,787
原ガソリン	"	14,984,384	—	15,654,098	124,116	—
ナソリン	"	2,704,404	—	2,710,983	—	—
改質生成油	"	1,095,822,779	—	1,084,945,106	269,405	73,986
灯油	"	690,803,880	—	688,297,915	—	—
軽油	"	52,673,366	—	54,706,446	2,521,156	3,562,217
重油	"	12,438,734	—	12,387,507	31,441	32,646
重油計	"	307,575,794	—	408,017,584	237,369,903	9,781,873
A重油	"	47,414,798	—	51,969,700	18,632,509	4,729,238
B・C重油	"	260,161,010	—	356,047,967	218,737,422	5,052,646
炭化水素ガス	"	25,338,825	—	156,984,761	87,268,956	30,574,350
液化石油ガス	"	346,630,895	—	360,470,686	8,336,693	10,309,200
石油系炭化水素ガス	"	6,753,503	—	743,978,228	93,903,019	65,302,517
オイルコークス	"	128,186,454	—	126,336,804	57,444,697	—
非石油系燃料 (原油換算)	"	3,830,524,434	2,099,612,938	5,015,192,006	921,422,230	105,206,821
石炭	"	2,813,938,688	—	2,577,382,410	458,162,811	—
タタ	"	303,658,655	1,140,557,857	1,102,495,206	—	—
コークス	"	12,043,688	29,843,622	19,822,787	—	—
高転電	"	51,808,441	357,006,881	282,732,838	32,511,180	86,720
高転電	"	9,849,280	455,854,196	321,177,901	109,779,361	10,902,593
高転電	"	3,782,559	78,938,094	56,426,021	20,859,079	1,055,279
天然ガス	"	109,028	1,496,192	1,021,542	737,986	—
天然ガス	"	18,408,969	7,215,828	24,401,396	8,130,074	4,354,490
液都回酸	"	90,689,131	—	79,292,919	12,076,585	12,697,289
液都回酸	"	247,829,840	—	247,839,747	55,379,962	76,110,465
液都回酸	"	186,228,544	—	186,235,842	186,235,842	—
液都回酸	"	49,935,994	28,700,275	74,256,091	—	—
液都回酸	"	30,245,590	—	29,844,981	29,779,208	—
液都回酸	"	11,996,120	—	12,262,452	7,770,160	—

Consumption ボイラ用及びコージェネレーション用以外に使用したもの for purposes other than boilers and co-generation				払出 Shipments	月末在庫 Inventory	Fuels
計 Total	原料用 as Materials	直接加熱用 for Direct heating	その他用 for Others			
181,812,582	99,606,961	78,783,701	3,421,920	23,168,839	10,980,370	Total (Crude petroleum equivalent)
78,748,953	56,898,054	20,051,359	1,799,540	1,452,471	2,181,338	Oil based fuels (Crude petroleum equivalent)
437,346	437,346	—	—	70,642	6,967	Crude petroleum
78,352	—	—	78,352	61	2,059	Gasoline
32,279,813	32,212,171	67,642	—	362,677	905,071	Naphtha
19,609,627	19,609,627	—	—	72,718	10,385	Oil produced by conversion
1,324,878	972,242	248,099	104,537	172	25,485	Kerosene
326,880	212,445	27,666	86,769	5,792	11,962	Gas oil
3,888,172	551,487	2,989,764	346,921	153,694	444,615	Heavy Fuel oil
731,660	—	572,208	159,452	12,828	75,940	Heavy Fuel oil A
3,156,512	551,487	2,417,556	187,469	140,866	368,675	Heavy Fuel oil B・C
934,163	313,757	597,914	22,492	1,489	22,591	Hydrocarbon oil
6,728,834	5,604,616	734,430	389,788	470,578	87,616	Liquefied petroleum gas
13,023,890	504,942	11,969,607	549,341	—	—	Hydrocarbon gas
2,304,083	952,067	1,341,145	10,871	280,279	940,419	Petroleum coke
103,063,644	42,708,912	58,732,360	1,622,372	21,716,362	8,799,037	Non-oil based fuels (Crude petroleum equivalent)
76,166,697	56,400,077	19,754,372	12,248	7,288,223	10,486,077	Coal
37,499,837	517,123	36,819,093	163,621	10,947,211	1,767,598	Coal coke
4,103,442	521,180	10,262	—	578,398	44,918	Tar
11,854,736	9,005	11,416,155	429,576	5,500,208	—	Coke oven gas
58,796,463	—	54,492,040	4,304,423	39,879,359	—	Blast furnace gas
4,103,646	—	3,737,943	365,703	2,742,211	—	Converter furnace gas
33,716	—	33,716	—	69,400	—	Electric furnace gas
273,949	97,861	146,242	29,846	28,961	—	Natural gas
998,517	252,965	677,653	67,899	236,002	14,123	Liquefied natural gas
2,585,306	—	2,172,609	412,697	—	—	Town gas(A)
2,830,882	—	2,377,248	453,634	—	—	Town gas(B)
—	—	—	—	—	2,809	Black liquor
10,429,226	—	9,447,052	982,174	469,519	1,591	Oxygen
4,035	—	2,977	1,058	—	41,461	Waste material
135,310	—	129,806	5,504	—	28,577	Used tires
7,036,146,651	3,854,788,772	3,048,929,278	132,428,601	896,634,102	424,940,403	Total (Crude petroleum equivalent)
3,047,583,772	2,201,954,223	775,987,209	69,642,340	56,210,757	84,417,752	Oil based fuels (Crude petroleum equivalent)
15,529,982	15,529,982	—	—	2,493,664	250,268	Crude petroleum
2,710,983	—	—	2,711,983	2,111	71,241	Gasoline
1,084,601,715	1,082,328,946	2,272,769	—	12,185,947	30,410,386	Naphtha
688,297,915	688,297,915	—	—	2,552,401	364,514	Oil produced by conversion
48,623,073	35,681,286	9,105,260	3,836,527	6,314	937,651	Kerosene
12,323,420	8,009,180	1,043,010	3,271,230	218,357	450,971	Gas oil
160,865,808	23,107,307	123,668,956	14,089,545	6,403,862	18,416,735	Heavy Fuel oil
28,607,953	—	22,373,348	6,234,605	501,571	2,969,257	Heavy Fuel oil A
132,257,899	23,107,307	101,295,618	7,854,974	5,902,289	15,447,484	Heavy Fuel oil B・C
39,141,455	13,146,420	25,052,607	942,428	62,391	946,562	Hydrocarbon oil
341,824,793	284,714,497	37,309,049	19,801,247	23,905,364	4,450,896	Liquefied petroleum gas
584,772,692	22,671,903	537,435,373	24,665,416	—	—	Hydrocarbon gas
68,892,107	28,466,805	40,100,249	325,053	8,380,350	28,118,529	Petroleum coke
3,988,562,955	1,652,834,554	2,272,942,102	62,789,299	840,423,350	340,522,657	Non-oil based fuels (Crude petroleum equivalent)
2,119,219,599	1,599,932,285	518,972,540	314,774	203,823,964	284,435,741	Coal
1,102,495,206	15,203,416	1,082,481,330	4,810,460	321,848,001	51,967,381	Coal coke
19,822,787	19,440,013	382,774	—	21,574,253	1,675,442	Tar
250,134,938	190,006	240,880,875	9,064,057	116,054,397	—	Coke oven gas
200,495,947	—	185,817,863	14,678,084	135,988,621	—	Blast furnace gas
34,511,663	—	31,436,102	3,075,561	23,061,997	—	Converter furnace gas
283,556	—	283,556	—	583,655	—	Electric furnace gas
11,916,832	4,256,959	6,361,551	1,298,322	1,259,807	—	Natural gas
54,519,045	13,811,892	36,999,862	3,707,291	12,885,708	771,116	Liquefied natural gas
116,349,320	—	97,704,619	18,644,701	—	—	Town gas(B)
—	—	—	—	—	37,079	Black liquor
74,256,091	—	67,263,013	6,993,078	3,342,971	11,329	Oxygen
65,773	—	48,526	17,247	—	675,816	Waste material
4,492,292	—	4,309,559	182,733	—	948,756	Used tires

2) 業種別表(事業所ベース) Table for individual industry

① パルプ・紙・板紙工業 Pulp, Paper, Paperboard

種 別	単 位 Unit	受入 Receipts	消		
			合計 Total	ボイラ用 for Boilers	コージェネ レーション用 for Co-generation
合 計 ( 原 油 換 算 )	kl	13,242,297	13,071,580	11,970,614	586,696
石 油 系 燃 料 ( 原 油 換 算 )	"	2,584,097	2,507,499	1,998,425	44,116
ガ ソ リ ン	"	219	220	-	-
灯 油	"	67,357	67,298	3,769	38,894
軽 油	"	3,626	3,631	18	326
重 油 計	"	2,185,226	2,116,024	1,749,326	6,838
A 重 油	"	168,929	167,846	147,426	6,757
B・C 重 油	"	2,016,297	1,948,178	1,601,900	81
炭 化 水 素 油	"	47,229	46,349	29,461	-
液 化 石 油 ガ ス	t	22,021	21,925	7,004	-
オ イ ル コ ー ク ス	"	107,116	106,309	91,166	-
非 石 油 系 燃 料 ( 原 油 換 算 )	kl	10,658,199	10,564,081	9,972,189	542,580
石 炭	t	5,487,618	5,357,044	5,357,044	-
天 然 ガ ス	1000m3	27,585	27,585	27,313	-
液 化 天 然 ガ ス	t	109,035	109,121	53,668	47,118
都 市 ガ ス ( A )	1000m3	926,528	926,517	473,132	419,703
都 市 ガ ス ( B )	"	989,680	989,673	507,899	448,302
回 収 黒 液 材	絶乾t	14,108,223	14,108,776	14,108,776	-
廃 タ イ ヤ	"	1,855,557	1,830,980	1,826,945	-
	"	214,979	218,060	218,060	-

② 化学繊維工業 Chemical fibers

種 別	単 位 Unit	受入 Receipts	消		
			合計 Total	ボイラ用 for Boilers	コージェネ レーション用 for Co-generation
合 計 ( 原 油 換 算 )	kl	2,177,187	2,124,820	1,778,719	164,387
石 油 系 燃 料 ( 原 油 換 算 )	"	858,844	866,335	703,855	20,797
ガ ソ リ ン	"	96	96	-	-
灯 油	"	20,766	21,200	1,748	-
軽 油	"	385	379	-	128
重 油 計	"	576,843	577,774	452,567	19,337
A 重 油	"	61,765	61,194	33,918	3,646
B・C 重 油	"	515,078	516,580	418,649	15,691
炭 化 水 素 油	"	844	844	844	-
液 化 石 油 ガ ス	t	7,651	7,659	47	-
オ イ ル コ ー ク ス	"	268,780	276,579	276,579	-
非 石 油 系 燃 料 ( 原 油 換 算 )	kl	1,318,343	1,258,485	1,074,864	143,590
石 炭	t	1,464,469	1,374,523	1,374,523	-
液 化 天 然 ガ ス	t	11,249	11,164	11,164	-
都 市 ガ ス ( A )	1000m3	286,760	286,759	128,184	123,780
都 市 ガ ス ( B )	"	310,677	310,671	137,772	135,205

費 Consumption			払出 Shipments	月末在庫 Inventory	Fuels
ボイラ用及びコージェネレーション用以外に使用したもの for purposes other than boilers and co-generation					
計 Total	直接加熱用 for Direct heating	その他用 for Others			
514,270	457,302	56,969	204,469	570,373	Total (Crude petroleum equivalent)
464,958	415,167	49,791	93,610	126,709	Oil based fuels (Crude petroleum equivalent)
220	—	220	—	4	Gasoline
24,635	19,158	5,477	85	1,890	Kerosene
3,287	59	3,228	—	32	Gas oil
359,860	335,814	24,046	86,417	112,853	Heavy Fuel oil
13,663	7,944	5,719	457	9,150	Heavy Fuel oil A
346,197	327,870	18,327	85,960	103,703	Heavy Fuel oil B・C
16,888	15,216	1,672	—	1,726	Hydrocarbon oil
14,921	7,458	7,463	—	216	Liquefied petroleum gas
15,143	9,928	5,215	—	1,563	Petroleum coke
49,312	42,135	7,177	110,859	443,664	Non-oil based fuels (Crude petroleum equivalent)
—	—	—	166,936	613,785	Coal
272	—	272	—	—	Natural gas
8,335	6,914	1,421	—	340	Liquefied natural gas
33,682	29,872	3,810	…	…	Town gas(A)
33,472	29,309	4,163	…	…	Town gas(B)
—	—	—	—	2,809	Black liquor
4,035	2,977	1,058	—	41,461	Waste material
—	—	—	—	20,002	Used tires

費 Consumption			払出 Shipments	月末在庫 Inventory	Fuels
ボイラ用及びコージェネレーション用以外に使用したもの for purposes other than boilers and co-generation					
計 Total	直接加熱用 for Direct heating	その他用 for Others			
181,715	122,854	58,861	8,563	163,228	Total (Crude petroleum equivalent)
141,683	89,414	52,269	4,437	83,486	Oil based fuels (Crude petroleum equivalent)
96	—	96	—	—	Gasoline
19,452	2,544	16,908	14	586	Kerosene
251	—	251	—	13	Gas oil
105,870	72,449	33,421	4,092	46,362	Heavy Fuel oil
23,630	14,018	9,612	93	7,663	Heavy Fuel oil A
82,240	58,431	23,809	3,999	38,699	Heavy Fuel oil B・C
—	—	—	—	—	Hydrocarbon oil
7,612	7,295	317	—	77	Liquefied petroleum gas
—	—	—	—	42,939	Petroleum coke
40,032	33,440	6,592	4,126	79,743	Non-oil based fuels (Crude petroleum equivalent)
—	—	—	6,213	119,848	Coal
—	—	—	—	109	Liquefied natural gas
34,795	29,013	5,782	…	…	Town gas(A)
37,694	31,487	6,207	…	…	Town gas(B)

③ 石油製品工業 Petroleum products

種 別	単 位 Unit	受 入 Receipts	消		
			合 計 Total	ボイラ用 for Boilers	コージェネ レーション用 for Co-generation
合 計 ( 原 油 換 算 )	kl	30,135	18,054,545	5,329,999	2,303,915
石 油 系 燃 料 ( 原 油 換 算 )	"	...	17,793,758	5,100,220	2,303,210
ガ ソ リ ン	"	...	267	—	—
ナ フ サ	"	...	271,974	8,018	2,202
灯 油	"	...	55,344	17,727	36,466
軽 油	"	...	2,282	816	—
重 油 計	"	...	2,522,400	1,905,805	75,936
A 重 油	"	...	123,707	71,142	42,180
B・C 重 油	"	...	2,398,693	1,834,663	33,756
炭 化 水 素 油	"	...	1,621,605	925,366	696,239
液 化 石 油 ガ ス	t	...	755,883	10,669	170,600
石 油 系 炭 化 水 素 ガ ス	1000m <sup>3</sup>	...	10,099,548	1,453,478	1,042,749
オ イ ル コ ー ク ス	t	...	407,951	407,951	—
非 石 油 系 燃 料 ( 原 油 換 算 )	kl	30,135	260,787	229,779	705
石 炭	t	—	345,911	345,911	—
天 然 ガ ス	1000m <sup>3</sup>	—	835	46	627
液 化 天 然 ガ ス	t	21,046	21,046	10	—
都 市 ガ ス ( A )	1000m <sup>3</sup>	381	381	—	—
都 市 ガ ス ( B )	"	416	416	—	—

④ ガラス製品工業 Glass products

種 別	単 位 Unit	受 入 Receipts	消		
			合 計 Total	ボイラ用 for Boilers	コージェネ レーション用 for Co-generation
合 計 ( 原 油 換 算 )	kl	638,514	642,511	17,585	26,923
石 油 系 燃 料 ( 原 油 換 算 )	"	258,677	262,678	7,365	2,399
ガ ソ リ ン	"	20	20	...	...
灯 油	"	2,424	2,575	1,404	—
軽 油	"	34	34	—	—
重 油 計	"	168,997	172,520	2,894	2,374
A 重 油	"	57,040	58,527	2,894	2,374
B・C 重 油	"	111,957	113,993	—	—
液 化 石 油 ガ ス	t	59,028	59,143	2,369	—
非 石 油 系 燃 料 ( 原 油 換 算 )	kl	379,837	379,832	10,220	24,524
天 然 ガ ス	1000m <sup>3</sup>	—	—	—	—
液 化 天 然 ガ ス	t	73,346	73,343	—	16,280
都 市 ガ ス ( A )	1000m <sup>3</sup>	239,036	239,036	8,826	1,336
都 市 ガ ス ( B )	"	260,219	260,219	9,623	1,465

費 Consumption				Fuels
ボイラ用及びコージェネレーション用以外に使用したもの for purposes other than boilers and co-generation				
計 Total	原料用 as Materials	直接加熱用 for Direct heating	その他用 for others	
10,420,631	1,272,016	8,684,847	463,768	Total (Crude petroleum equivalent)
10,390,329	1,268,999	8,666,776	454,554	Oil based fuels (Crude petroleum equivalent)
267	—	—	267	Gasoline
261,754	219,795	41,959	—	Naphtha
1,151	—	762	389	Kerosene
1,466	—	—	1,466	Gas oil
540,659	—	525,903	14,756	Heavy Fuel oil
10,385	—	8,285	2,100	Heavy Fuel oil A
530,274	—	517,618	12,656	Heavy Fuel oil B・C
—	—	—	—	Hydrocarbon oil
574,614	510,809	63,790	15	Liquefied petroleum gas
7,603,321	351,360	6,875,585	376,376	Hydrocarbon gas
—	—	—	—	Petroleum coke
30,303	3,016	18,072	9,214	Non-oil based fuels (Crude petroleum equivalent)
—	—	—	—	Coal
162	—	162	—	Natural gas
21,036	2,138	12,680	6,218	Liquefied natural gas
381	—	—	381	Town gas(A)
416	—	—	416	Town gas(B)

費 Consumption			払 出 Shipments	月末在庫 Inventory	Fuels
ボイラ用及びコージェネレーション用以外に使用したもの for purposes other than boilers and co-generation					
計 Total	直接加熱用 for Direct heating	その他用 for others			
598,003	577,454	20,549	12	6,757	Total (Crude petroleum equivalent)
252,915	249,368	3,547	12	6,733	Oil based fuels (Crude petroleum equivalent)
20	—	20	—	—	Gasoline
1,171	984	187	—	233	Kerosene
34	—	34	—	1	Gas oil
167,252	163,992	3,260	12	5,404	Heavy Fuel oil
53,259	49,999	3,260	12	1,906	Heavy Fuel oil A
113,993	113,993	—	—	3,498	Heavy Fuel oil B・C
56,774	56,755	19	—	608	Liquefied petroleum gas
345,088	328,086	17,002	—	24	Non-oil based fuels (Crude petroleum equivalent)
—	—	—	—	—	Natural gas
57,063	57,063	—	—	17	Liquefied natural gas
228,874	214,222	14,652	—	—	Town gas(A)
249,131	233,122	16,009	—	—	Town gas(B)

⑤ 化学工業 Chemical industry

種 別	単 位 Unit	受入 receipts	発生・回収 又は生産 Generation、 collection and/or production	消 費		
				合計 Total	ボイラ用 for Boilers	コージェネ レーション用 for Co-generation
合計 (原油換算) (ネット)	kl	75,056,758	8,464,574	83,451,377 75,173,258	8,959,846	1,010,483
石油系燃料 (原油換算)	"	59,721,627	...	67,558,371	4,288,773	571,580
天然ガス	"	31,463	...	31,610	-	-
液化石油	"	390,439	...	409,252	3,516	-
ナソリ	"	243	...	248	...	...
改質生成油	"	32,613,773	...	32,018,059	-	-
灯油	"	19,681,022	...	19,609,627	-	-
軽油	"	1,054,426	...	1,052,417	3,517	4,115
重油	"	213,018	...	215,238	-	-
油計	"	2,343,846	...	2,341,026	1,448,647	25,418
A重油	"	67,443	...	61,998	38,138	4,235
B・C重油	"	2,276,403	...	2,279,028	1,410,509	21,183
炭化水素ガス	"	101,480	...	1,636,832	1,127,120	33,459
液化石油ガス	t	6,106,863	...	5,637,676	46,717	20,294
石油系炭化水素ガス	1000m <sup>3</sup>	149,875	...	6,469,585	637,903	411,650
オイルコークス	t	1,459,900	...	1,492,525	899,311	-
非石油系燃料 (原油換算)	kl	15,335,131	8,464,574	15,893,006	4,671,073	438,903
石炭	t	19,085,147	-	18,620,898	6,222,181	-
タール	"	186,294	8,373,162	178,889	...	-
コークス	"	312,595	171,193	466,404	-	-
コークス炉ガス	1000m <sup>3</sup>	156,556	3,213,589	1,423,656	70,334	3,250
高転炉ガス	"	1,121,762	-	1,121,762	12,596	1,238
電転炉ガス	"	60,073	-	60,073	53,829	6,244
天然ガス	"	289,506	165,881	426,427	145,989	52,219
液化天然ガス	t	783,295	...	696,660	128,868	95,049
都市ガス (A)	1000m <sup>3</sup>	494,020	...	494,333	113,052	209,304
都市ガス (B)	"	533,385	...	533,698	120,766	228,687
廃棄物	t	27,926	...	28,743	15,981	-

⑥ 窯業・土石製品工業 Ceramics, clay and stone products

合計 (原油換算) (ネット)	kl	10,886,177	2,529	10,456,758 10,454,229	3,929,122	12,108
石油系燃料 (原油換算)	"	2,327,298	...	2,238,519	438,812	12,108
ガス	"	252	...	251	...	...
灯油	"	45,694	...	46,344	3,803	-
軽油	"	12,025	...	11,875	-	-
重油	"	988,312	...	977,532	196,427	11,209
A重油	"	73,699	...	73,303	16,212	385
B・C重油	"	914,613	...	904,229	180,215	10,824
炭化水素ガス	"	212,822	...	211,499	-	-
液化石油ガス	t	37,738	...	37,575	-	-
石油系炭化水素ガス	1000m <sup>3</sup>	-	...	-	-	-
オイルコークス	t	1,200,307	...	1,101,992	289,550	-
非石油系燃料 (原油換算)	kl	8,558,879	2,529	8,218,239	3,490,311	-
石炭	t	11,697,571	-	11,183,743	5,165,198	-
タール	"	401,838	-	393,509	-	-
(ピッチコークスを含む)						
コークス炉ガス	1000m <sup>3</sup>	354,454	-	354,454	-	-
高転炉ガス	"	115,180	-	115,180	-	-
電転炉ガス	"	269,532	-	269,532	-	-
電気炉ガス	"	12,964	11,639	24,603	-	-
天然ガス	"	53,756	-	53,756	49,086	-
液化天然ガス	t	-	...	-	-	-
都市ガス (A)	1000m <sup>3</sup>	42,972	...	42,972	4,290	-
都市ガス (B)	"	45,707	...	45,703	4,725	-
廃棄物	t	130,196	-	135,310	-	-

注1. 合計(原油換算)の消費量は、原料用消費などによって生産又は副次的に発生する燃料が含まれているため重複している。なお、  
2. 石油系炭化水素ガスの原料用消費量は、「アンモニア及びアンモニア誘導品」に使用されたもののみである。

Consumption ボイラ用及びコージェネレーション用以外に使用したもの for purposes other than boilers and co-generation				払出 Shipments	月末在庫 Inventory	Fuels
計 Total	原料用 as Materials	直接加熱用 for Direct heating	その他用 for Others			
73,481,049	63,821,853	8,967,648	691,559	8,606,865	3,175,700	Total (Crude petroleum equivalent)
62,698,019	55,215,171	6,888,026	594,822	1,066,463	1,300,987	Oil based fuels (Crude petroleum equivalent)
31,610	31,610	—	—	—	1,494	Crude petroleum
405,736	405,736	—	—	70,642	5,473	Natural gas Liquefied
248	...	...	248	—	1	Gasoline
32,018,059	31,992,376	25,683	—	362,677	905,071	Naphtha
19,609,627	19,609,627	...	...	72,718	10,385	Oil produced by conversion
1,044,785	972,242	66,864	5,679	—	9,563	Kerosene
215,238	212,445	—	2,793	—	8,183	Gas oil
866,961	551,487	234,670	80,804	8,731	115,041	Heavy Fuel oil
19,625	—	7,127	12,498	3,154	10,555	Heavy Fuel oil A
847,336	551,487	227,543	68,306	5,577	104,486	Heavy Fuel oil B・C
476,253	187,573	279,753	8,927	...	...	Hydrocarbon oil
5,570,665	5,093,807	256,258	220,600	458,391	55,008	Liquefied petroleum gas
5,420,032	153,582	5,093,485	172,965	...	...	Hydrocarbon gas
593,214	593,214	—	—	13,273	370,517	Petroleum coke
10,783,030	8,606,681	2,079,622	96,737	7,540,402	1,874,714	Non-oil based fuels (Crude petroleum equivalent)
12,398,717	11,488,508	910,209	—	35,443	2,395,991	Coal
178,889	80,113	98,776	—	8,287,910	325,546	Coal coke
466,404	466,404	—	—	4,875	35,405	Tar
1,350,072	5,669	1,337,476	6,927	1,946,467	...	Coke oven gas
1,107,928	—	1,107,928	—	—	—	Blast furnace gas
—	—	—	—	—	—	Converter gas
228,219	97,861	105,815	24,543	28,961	...	Natural gas
472,743	250,827	221,847	69	86,557	271	Liquefied natural gas
171,977	—	115,475	56,502	...	...	Town gas(A)
184,245	—	122,791	61,464	...	...	Town gas(B)
12,762	—	12,762	—	—	2,048	Used tires
6,515,528	76,072	6,269,201	170,255	277,116	1,108,650	Total (Crude petroleum equivalent)
1,787,600	61,818	1,595,721	130,060	27,889	312,804	Oil based fuels (Crude petroleum equivalent)
251	—	—	251	—	1	Gasoline
42,541	—	39,557	2,984	—	1,320	Kerosene
11,875	—	427	11,448	207	131	Gas oil
769,896	—	669,554	100,342	9,580	86,352	Heavy Fuel oil
56,706	—	42,150	14,556	339	5,808	Heavy Fuel oil A
713,190	—	627,404	85,786	9,241	80,544	Heavy Fuel oil B・C
211,499	—	211,287	212	1,489	2,249	Hydrocarbon oil
37,575	—	34,758	2,817	—	2,758	Liquefied petroleum gas
—	—	—	—	—	—	Hydrocarbon gas
812,442	80,012	726,811	5,619	20,357	274,778	Petroleum coke
4,727,928	14,254	4,673,480	40,195	249,227	795,846	Non-oil based fuels (Crude petroleum equivalent)
6,018,545	14,711	5,992,090	11,744	375,283	1,155,863	Coal
393,509	5,903	387,606	—	10	28,694	Coal coke (including Pitch coke)
354,454	—	354,454	—	—	—	Coke oven gas
115,180	—	115,180	—	—	—	Blast furnace gas
269,532	—	269,532	—	—	—	Converter gas
24,603	—	24,603	—	—	—	Electric furnace gas
4,670	—	4,670	—	—	—	Natural gas
—	—	—	—	—	—	Liquefied natural gas
38,682	...	14,161	24,521	...	...	Town gas(A)
40,978	...	14,920	26,058	...	...	Town gas(B)
135,310	—	129,806	5,504	—	7,529	Used tires

合計欄の下段「(ネット)」表示の数値は、調査対象事業所内で他の燃料から転換して消費した分を排除したネット消費量である。

⑦鉄鋼業 Iron and steel industry

種 別	単 位 Unit	受入 Receipts	発生・回収 又は生産 Generation、 recovery and/or production	消 費		
				合計 Total	ボイラ用 for Boilers	コージェネ レーション用 for Co-generation
合計（原油換算） （ネット）	kl	66,849,240	45,786,461	96,732,294 50,945,833	7,184,325	503,147
石油系燃料（原油換算）	〃	3,156,120	...	2,731,984	275,068	68,794
ガソリン	〃	2,895	...	2,828	...	...
灯油	〃	112,146	...	112,466	4,146	—
軽油	〃	53,542	...	48,208	—	—
重油計	〃	1,158,059	...	1,110,016	166,973	65,553
A重油	〃	411,913	...	408,002	41,096	30,126
B・C重油	〃	746,146	...	702,014	125,877	35,427
炭化水素油	〃	155,788	...	142,968	—	—
液化石油ガス	t	405,516	...	390,870	71,100	—
石油系炭化水素ガス	1000m <sup>3</sup>	537	...	537	—	—
オイルコークス	t	1,384,157	...	951,410	...	—
非石油系燃料（原油換算）	kl	63,693,119	45,786,461	94,000,310	6,909,257	434,353
コークス製造用炭	t	53,042,954	...	47,569,251	—	—
石炭	〃	16,772,660	...	14,638,354	3,621,285	—
石炭コークス	〃	9,483,040	30,421,323	36,683,735	...	—
ターナル	〃	10,292	628,904	65,038	—	—
コークス炉ガス	1000m <sup>3</sup>	1,944,366	13,706,168	11,621,550	1,470,480	860
高炉ガス	〃	1,651,410	133,681,584	92,552,384	32,040,623	3,196,004
転炉ガス	〃	120,164	9,386,218	6,379,790	2,426,441	119,235
電気炉ガス	〃	—	166,267	96,864	87,751	—
天然ガス	〃	12,250	—	12,250	2,484	—
液化天然ガス	t	592,273	...	470,400	20,753	38,447
都市ガス（A）	1000m <sup>3</sup>	1,790,337	...	1,790,338	258,384	61,721
都市ガス（B）	〃	1,962,437	...	1,962,374	283,456	67,907
酸素	1000Nm <sup>3</sup>	7,013,482	4,030,938	10,429,226	...	—

注. 合計(原油換算)の消費量は、原料消費などによって生産又は副次的に発生する燃料が含まれているため重複している。なお、合計

Consumption				払出 Shipments	月末在庫 Inventory	Fuels
ボイラ用及びコージェネレーション用以外に使用したもの for purposes other than boilers and co-generation						
計 Total	原料用 as Materials	直接加熱用 for Direct heating	その他用 for Others			
89,044,822	34,497,403	53,194,292	1,353,128	14,077,735	6,222,376	Total (Crude petroleum equivalent)
2,388,123	410,149	1,749,770	228,204	265,975	378,351	Oil based fuels (Crude petroleum equivalent)
2,828	...	...	2,828	61	20	Gasoline
108,320	...	76,007	32,313	73	4,318	Kerosene
48,208	...	26,505	21,703	5,585	370	Gas oil
877,490	—	840,320	37,170	50,247	95,129	Heavy Fuel oil
336,780	...	312,222	24,558	8,773	23,242	Heavy Fuel oil A
540,710	—	528,098	12,612	41,474	71,887	Heavy Fuel oil B・C
142,968	126,184	16,784	—	—	17,359	Hydrocarbon oil
319,770	—	216,624	103,146	12,187	26,582	Liquefied petroleum gas
537	—	537	—	...	...	Hydrocarbon gas
951,410	354,036	597,337	37	246,756	283,296	Petroleum coke
86,656,700	34,087,253	51,444,522	1,124,924	13,811,760	5,844,025	Non-oil based fuels (Crude petroleum equivalent)
47,569,251	44,250,086	3,319,165	—	4,857,832	4,395,165	Coal for making coke (material coal)
11,017,069	650,238	10,366,327	504	1,846,516	2,193,668	Coal
36,683,735	431,107	36,102,854	149,774	2,659,301	1,387,961	Coal coke
65,038	54,776	10,262	—	573,523	9,513	Tar
10,150,210	3,336	9,724,225	422,649	3,553,741	...	Coke oven gas
57,315,757	—	53,011,334	4,304,423	39,879,359	...	Blast furnace gas
3,834,114	—	3,468,411	365,703	2,742,211	...	Converter furnace gas
9,113	—	9,113	—	69,400	...	Electric furnace gas
9,766	—	9,322	444	—	...	Natural gas
411,200	—	360,028	51,172	149,445	13,095	Liquefied natural gas
1,470,233	...	1,411,498	58,735	...	...	Town gas(A)
1,611,011	...	1,546,769	64,242	...	...	Town gas(B)
10,429,226	—	9,447,052	982,174	469,519	1,591	Oxygen

欄の下端「(ネット)」表示の数値は、調査対象事業所内で他の燃料から転換して消費した分を排除したネット消費量である。

⑧ 非鉄金属地金工業 Non-ferrous metals industry

種 別	単 位 Unit	受入 Receipts	消		
			合計 Total	ボイラ用 for Boilers	コージェネ レーション用 for Co-generation
合計 (原油換算)	kl	804,770	815,389	30,318	4,184
石油系燃料 (原油換算)	"	421,417	423,357	16,528	4,184
ガソリン	"	92	92	...	...
灯油	"	34,991	35,382	398	-
軽油	"	4,131	4,146	-	-
重油	"	261,539	262,916	15,891	3,882
A重油	"	144,343	144,327	14,572	256
B・C重油	"	117,196	118,589	1,319	3,626
炭化水素	"	84,634	84,609	-	-
液化石油ガス	t	10,976	10,972	-	-
オイルコークス	"	6,946	7,069	-	-
非石油系燃料 (原油換算)	kl	383,353	392,032	13,790	-
石炭	t	97,143	76,790	-	-
コークス	"	311,623	294,709	-	-
高炉ガス	1000m3	-	-	-	-
転炉ガス	"	-	397,741	140,143	-
天然ガス	"	-	-	-	-
天燃ガス	"	7,126	7,126	-	-
液都市ガ	t	14,232	14,232	74	-
都市ガ	1000m3	45,897	45,897	1,151	-
廃イ	"	50,862	50,860	1,259	-
	t	-	-	-	-

⑨ 機械工業 Machinery

種 別	単 位 Unit	受入 Receipts	消		
			合計 Total	ボイラ用 for Boilers	コージェネ レーション用 for Co-generation
合計 (原油換算)	kl	3,364,032	3,368,905	621,302	1,239,253
石油系燃料 (原油換算)	"	794,144	799,245	187,904	64,306
ガソリン	"	76,997	76,979	-	-
灯油	"	119,457	120,211	32,646	17,588
軽油	"	53,055	52,652	-	412
重油	"	303,307	307,241	121,146	31,096
A重油	"	290,249	292,327	119,036	31,096
B・C重油	"	13,058	14,914	2,110	-
炭化水素	"	1,948	1,946	-	-
液化石油ガス	t	191,095	191,620	26,202	12,043
石油系炭化水素ガス	1000m3	-	-	-	-
オイルコークス	t	-	-	-	-
非石油系燃料 (原油換算)	kl	2,569,888	2,569,661	433,399	1,174,947
石炭	t	86,322	86,402	86,395	-
コークス	"	62,682	62,701	-	-
高炉ガス	1000m3	-	-	-	-
転炉ガス	"	-	-	-	-
天然ガス	"	-	-	-	-
天燃ガス	"	86,186	86,186	11,066	47,257
液都市ガ	t	106,663	106,454	8,792	39,936
都市ガ	1000m3	1,891,375	1,891,375	302,056	908,998
廃イ	"	2,088,089	2,088,088	330,675	1,003,267
	t	-	-	-	-

費 Consumption			年末在庫 Inventory	Fuels
ボイラ用及びコージェネレーション用以外に使用したもの for purposes other than boilers and co-generation				
計 Total	直接加熱用 for Direct heating	その他用 for Others		
780,886	736,433	44,454	64,184	Total (Crude petroleum equivalent)
402,644	370,135	32,509	10,222	Oil based fuels (Crude petroleum equivalent)
92	...	92	2	Gasoline
34,984	28,068	6,916	863	Kerosene
4,146	258	3,888	30	Gas oil
243,143	234,219	8,924	6,758	Heavy Fuel oil
129,499	122,689	6,810	2,991	Heavy Fuel oil A
113,644	111,530	2,114	3,767	Heavy Fuel oil B・C
84,609	74,874	9,735	1,247	Hydrocarbon oil
10,972	9,165	1,807	135	Liquefied petroleum gas
7,069	7,069	—	964	Petroleum coke
378,242	366,298	11,944	53,962	Non-oil based fuels (Crude petroleum equivalent)
76,790	76,790	—	40,847	Coal
294,709	280,862	13,847	35,325	Coal coke
—	—	—	...	Coke oven gas
257,598	257,598	—	...	Blast furnace gas
—	—	—	...	Converter furnace gas
7,126	7,126	—	...	Natural gas
14,158	13,148	1,010	—	Liquefied natural gas
44,746	44,746	—	...	Town gas(A)
49,601	49,601	—	...	Town gas(B)
—	—	—	—	Used tires

費 Consumption			年末在庫 Inventory	Fuels
ボイラ用及びコージェネレーション用以外に使用したもの for purposes other than boilers and co-generation				
計 Total	直接加熱用 for Direct heating	その他用 for Others		
1,508,350	840,925	667,425	38,333	Total (Crude petroleum equivalent)
547,035	217,525	329,510	37,772	Oil based fuels (Crude petroleum equivalent)
76,979	—	76,979	2,052	Gasoline
69,977	33,883	36,094	8,092	Kerosene
52,240	417	51,823	3,294	Gas oil
154,999	55,165	99,834	21,638	Heavy Fuel oil
142,195	44,235	97,960	19,387	Heavy Fuel oil A
12,804	10,930	1,874	2,251	Heavy Fuel oil B・C
1,946	—	1,946	10	Hydrocarbon oil
153,375	97,863	55,512	2,300	Liquefied petroleum gas
—	—	—	—	Hydrocarbon gas
—	—	—	—	Petroleum coke
961,315	623,400	337,915	562	Non-oil based fuels (Crude petroleum equivalent)
7	—	7	—	Coal
62,701	60,955	1,746	182	Coal coke
—	—	—	—	Coke oven gas
—	—	—	—	Blast furnace gas
—	—	—	—	Converter furnace gas
27,863	23,276	4,587	—	Natural gas
57,726	41,698	16,028	300	Liquefied natural gas
680,321	417,592	262,729	...	Town gas(A)
754,146	463,364	290,781	...	Town gas(B)
—	—	—	—	Used tires

3) 業種別、燃料別受払の推移(事業所ベース)

Trends of Fuel input/output

① 調査対象業種合計

年・期・月	受入 Receipts	Total (Crude petroleum equivalent)				
		発生・回収 又は生産 Generation, recovery and/or production	ネット	合計	消 費	
			Net	Total	ボイラ用 for Boilers	コージェネ レーション用 for Co-generation
平成16年	177,962,145	46,942,162	177,016,087	223,772,119	39,262,205	6,201,238
17	175,201,633	46,306,968	177,604,634	223,706,193	38,932,021	6,216,407
18	177,234,280	51,157,338	177,009,627	227,972,269	38,581,407	6,272,899
19	179,817,653	53,779,794	180,083,349	233,671,852	38,331,830	6,193,566
20	168,331,706	54,253,559	169,955,675	224,022,780	36,400,286	5,809,912
平成18年度	178,763,564	51,423,649	177,867,630	229,095,455	38,446,700	6,176,531
19	176,754,991	54,864,504	179,249,906	233,929,727	38,210,052	6,109,862
20年 1~3月	42,240,675	13,754,017	44,862,606	58,569,996	9,746,158	1,516,590
4~6	44,138,354	13,859,612	41,986,249	55,803,329	8,777,462	1,290,700
7~9	42,283,285	13,678,123	42,978,436	56,604,915	9,279,204	1,560,118
10~12	39,669,392	12,961,807	40,128,384	53,044,540	8,597,462	1,442,504
平成20年1月	14,959,620	4,639,167	15,461,352	20,082,711	3,289,914	530,829
2	13,315,141	4,395,532	14,581,999	18,960,789	3,199,112	522,912
3	13,965,914	4,719,318	14,819,255	19,526,496	3,257,132	462,849
4	14,282,038	4,512,740	13,933,963	18,436,743	2,958,894	426,876
5	14,733,038	4,723,162	14,328,617	19,035,394	2,888,424	429,125
6	15,123,278	4,623,710	13,723,669	18,331,192	2,930,144	434,699
7	14,438,460	4,684,763	14,724,459	13,391,479	3,145,048	532,435
8	14,722,016	4,552,018	14,654,294	19,188,827	3,151,605	521,535
9	13,122,809	4,441,342	13,599,683	18,024,609	2,982,551	506,148
10	14,009,355	4,584,325	14,011,333	18,580,675	2,855,911	497,116
11	12,935,656	4,271,537	13,235,119	17,492,811	2,846,678	472,472
12	12,724,381	4,105,945	12,881,932	16,971,054	2,894,873	472,916

石油系燃料(原油換算)		Oil based fuels(Crude petroleum equivalent)				
平成16年	80,133,176	—	—	105,469,909	17,310,736	3,930,944
17	79,224,188	—	—	105,669,919	16,633,310	3,833,600
18	76,933,700	—	—	103,045,055	15,944,544	3,548,012
19	76,926,662	—	—	103,662,625	14,809,303	3,312,713
20	69,351,756	—	—	94,431,264	12,590,930	3,091,381
平成18年度	77,126,583	—	—	103,501,366	15,658,207	3,448,363
19	75,586,721	—	—	101,963,564	14,318,925	3,217,368
20年 1~3月	18,466,962	—	—	25,183,234	3,426,838	804,811
4~6	17,556,555	—	—	23,295,434	3,042,669	652,832
7~9	17,305,857	—	—	23,699,514	3,127,304	831,199
10~12	16,022,382	—	—	22,253,082	2,994,119	802,539
平成20年1月	6,516,369	—	—	8,841,411	1,183,856	295,354
2	5,966,266	—	—	8,197,425	1,130,954	284,063
3	5,984,327	—	—	8,144,398	1,112,028	225,394
4	5,801,015	—	—	7,757,192	1,008,468	208,698
5	6,094,946	—	—	8,044,157	1,008,257	237,728
6	5,660,594	—	—	7,494,085	1,025,944	206,406
7	6,045,350	—	—	8,250,586	1,074,022	273,883
8	5,939,308	—	—	8,182,630	1,057,045	294,309
9	5,321,199	—	—	7,266,298	996,237	263,007
10	5,556,645	—	—	7,712,496	982,685	265,075
11	5,266,645	—	—	7,310,606	978,116	260,044
12	5,199,092	—	—	7,229,980	1,033,318	277,420

原油(天然ガス液を含む)		Crude petroleum				
平成16年	1,861,626	—	—	1,881,850	96,890	—
17	1,591,053	—	—	1,536,652	988	—
18	677,994	—	—	721,108	3,125	—
19	574,852	—	—	565,805	3,451	—
20	421,902	—	—	440,862	3,516	—
平成18年度	716,034	—	—	667,959	3,270	—
19	437,372	—	—	469,031	3,533	—
20年 1~3月	83,000	—	—	90,846	1,211	—
4~6	109,125	—	—	109,660	807	—
7~9	111,318	—	—	126,703	486	—
10~12	118,459	—	—	113,653	1,012	—
平成20年1月	35,642	—	—	35,491	436	—
2	2,508	—	—	19,374	410	—
3	44,850	—	—	35,981	365	—
4	37,344	—	—	27,782	316	—
5	34,777	—	—	38,028	288	—
6	37,004	—	—	43,850	203	—
7	36,759	—	—	42,361	165	—
8	69,206	—	—	39,061	127	—
9	5,353	—	—	45,281	194	—
10	36,880	—	—	29,721	215	—
11	35,762	—	—	41,673	340	—
12	45,817	—	—	42,259	457	—

単位 Unit : kl

Consumption ボイラ用及びコージェネレーション用以外に使用したものの for purposes other than boilers and co-generation				払出 Shipments	月末在庫 Inventory	Year, quarter and month	
計 Total	原料用 as Materials	直接加熱用 for Direct heating	その他用 for Others				
178,308,676	95,561,119	79,157,437	3,590,120	24,572,393	10,907,661	C. Y.	2004
178,557,765	95,798,084	79,334,311	3,425,370	24,406,312	11,120,459	C. Y.	2005
183,117,963	99,625,853	80,131,090	3,361,020	28,766,127	10,135,777	C. Y.	2006
189,146,456	103,631,458	81,998,680	3,516,318	27,122,326	10,283,239	C. Y.	2007
181,812,582	99,606,961	78,783,701	3,421,920	23,168,839	10,980,370	C. Y.	2008
184,472,224	100,572,968	80,534,135	3,365,121	29,278,627	9,420,091	F. Y.	2006
189,609,813	103,932,750	82,078,386	3,598,677	25,701,547	7,989,391	F. Y.	2007
47,307,248	25,977,200	20,337,748	992,300	5,969,151	7,989,390	Q1	2008
45,735,167	25,246,634	19,704,241	784,292	5,793,562	10,479,997	Q2	
45,765,593	25,005,427	19,919,393	840,773	5,916,076	10,305,376	Q3	
43,004,574	23,377,700	18,822,319	804,555	5,490,050	10,980,370	Q4	
16,261,968	9,074,743	6,866,806	320,419	2,039,631	9,764,036	Jan	2008
15,238,765	8,395,591	6,517,588	325,586	1,926,773	8,807,303	Feb	
15,806,515	8,506,866	6,953,354	346,295	2,002,747	7,989,390	Mar	
15,050,973	8,288,012	6,504,967	257,994	1,825,657	8,544,008	Apr	
15,717,845	8,762,822	6,685,627	269,396	1,904,380	9,178,620	May	
14,966,349	8,195,800	6,513,647	256,902	2,063,525	10,479,997	Jun	
15,713,996	8,660,243	6,765,384	288,369	2,001,395	10,463,426	Jul	
15,515,687	8,547,200	6,685,851	282,636	1,973,256	10,866,449	Aug	
14,535,910	7,797,984	6,468,158	269,768	1,941,425	10,305,376	Sep	
15,227,648	8,058,135	6,896,479	273,034	1,941,993	10,714,375	Oct	
14,173,661	7,787,251	6,124,717	261,693	1,766,856	10,723,811	Nov	
13,603,265	7,532,314	5,801,123	269,828	1,781,201	10,980,370	Dec	

単位 Unit : kl

84,228,229	60,707,565	21,531,090	1,989,574	1,165,296	2,368,119	C. Y.	2004
85,203,009	61,333,893	21,917,872	1,951,244	1,467,742	2,139,517	C. Y.	2005
83,552,499	60,534,609	21,181,399	1,836,491	1,352,855	2,116,926	C. Y.	2006
85,540,609	62,210,456	21,436,872	1,893,281	1,431,571	2,109,206	C. Y.	2007
78,748,953	56,898,054	20,051,359	1,799,540	1,452,471	2,181,338	C. Y.	2008
84,394,796	61,364,418	21,196,592	1,833,786	1,359,083	2,027,967	F. Y.	2006
84,427,272	61,354,601	21,133,113	1,939,557	1,587,970	1,756,849	F. Y.	2007
20,951,585	15,203,562	5,200,949	547,074	478,019	1,756,848	Q1	2008
19,599,933	14,317,599	4,875,933	406,401	385,730	1,913,242	Q2	
19,741,011	14,307,926	4,999,643	433,442	327,382	1,921,505	Q3	
18,456,424	13,068,967	4,974,834	412,623	261,340	2,181,338	Q4	
7,362,201	5,406,643	1,784,233	171,325	170,664	1,915,726	Jan	2008
6,782,408	4,918,898	1,685,562	177,948	158,665	1,812,114	Feb	
6,806,976	4,878,021	1,731,154	197,801	148,690	1,756,848	Mar	
6,540,026	4,759,825	1,650,163	130,038	150,641	1,738,684	Apr	
6,798,172	5,005,583	1,655,033	137,556	95,984	1,861,604	May	
6,261,735	4,552,191	1,570,737	138,807	139,105	1,913,242	Jun	
6,902,681	4,998,096	1,755,686	148,899	180,594	1,881,289	Jul	
6,831,276	4,975,824	1,707,961	147,491	92,260	1,894,352	Aug	
6,007,054	4,334,006	1,535,996	137,052	54,528	1,821,505	Sep	
6,464,736	4,454,598	1,876,095	134,043	92,286	2,077,613	Oct	
6,072,446	4,391,139	1,546,199	135,108	105,648	2,053,473	Nov	
5,919,242	4,223,230	1,552,540	143,472	63,406	2,181,338	Dec	

単位 Unit : kl

1,784,960	1,784,960	—	—	77,989	6,705	C. Y.	2004
1,535,664	1,535,664	—	—	78,796	59,977	C. Y.	2005
717,983	717,983	—	—	68,777	16,806	C. Y.	2006
562,354	562,354	—	—	67,778	25,872	C. Y.	2007
437,346	437,346	—	—	70,642	6,967	C. Y.	2008
664,689	664,689	—	—	67,882	49,660	F. Y.	2006
465,498	465,498	—	—	68,998	18,026	F. Y.	2007
89,635	89,635	—	—	17,974	18,026	Q1	2008
108,853	108,853	—	—	16,448	17,742	Q2	
126,217	126,217	—	—	19,191	2,099	Q3	
112,641	112,641	—	—	17,029	6,967	Q4	
35,055	35,055	—	—	6,419	26,418	Jan	2008
18,964	18,964	—	—	6,118	9,626	Feb	
35,616	35,616	—	—	5,437	18,026	Mar	
27,466	27,466	—	—	3,812	27,852	Apr	
37,740	37,740	—	—	6,500	24,555	May	
43,647	43,647	—	—	6,136	17,742	Jun	
42,196	42,196	—	—	6,753	11,965	Jul	
38,934	38,934	—	—	6,186	42,205	Aug	
45,087	45,087	—	—	6,252	2,099	Sep	
29,506	29,506	—	—	5,389	9,306	Oct	
41,333	41,333	—	—	5,184	3,584	Nov	
41,802	41,802	—	—	6,456	6,967	Dec	

年・期・月	受入 Receipts	発生・回収 又は生産 Generation, recovery and/or production	Gasoline		
			合計 Total	消 ボイラ用 for Boilers	費 コージェネ レーション用 for Co-generation
平成16年	83,553	—	83,913	—	—
17	82,021	—	82,306	—	—
18	84,974	—	85,366	—	—
19	82,699	—	82,730	—	—
20	78,162	—	78,352	—	—
平成18年度	84,064	—	84,275	—	—
19	83,170	—	83,328	—	—
20年 1～3月	21,514	—	21,595	—	—
4～6	19,523	—	19,558	—	—
7～9	19,432	—	19,372	—	—
10～12	17,693	—	17,827	—	—
平成20年1月	6,633	—	6,634	—	—
2	7,433	—	7,433	—	—
3	7,448	—	7,528	—	—
4	6,239	—	6,183	—	—
5	6,239	—	6,225	—	—
6	7,045	—	7,150	—	—
7	7,294	—	7,207	—	—
8	5,302	—	5,303	—	—
9	6,836	—	6,862	—	—
10	6,532	—	6,629	—	—
11	5,960	—	5,936	—	—
12	5,201	—	5,262	—	—
ナフサ Naphtha					
平成16年	37,077,446	—	37,130,805	2,822	2,521
17	36,718,318	—	36,960,546	5,323	2,657
18	35,652,423	—	35,897,744	6,476	3,110
19	35,583,519	—	35,679,065	6,484	2,830
20	32,613,773	—	32,290,033	8,018	2,202
平成18年度	35,860,883	—	36,033,505	6,629	2,991
19	35,267,238	—	35,155,189	7,036	2,203
20年 1～3月	9,043,975	—	8,933,786	2,645	387
4～6	8,039,465	—	8,067,530	2,476	572
7～9	8,039,195	—	7,833,674	1,100	642
10～12	7,491,138	—	7,455,043	1,797	601
平成20年1月	3,269,324	—	3,212,488	523	180
2	2,995,698	—	2,963,367	1,004	194
3	2,778,953	—	2,757,931	1,118	13
4	2,677,925	—	2,727,453	1,119	132
5	2,785,822	—	2,710,757	1,022	244
6	2,575,718	—	2,629,320	335	196
7	2,901,659	—	2,778,425	113	208
8	2,696,890	—	2,700,762	505	210
9	2,440,646	—	2,354,487	482	224
10	2,473,763	—	2,386,806	586	200
11	2,528,093	—	2,580,046	547	227
12	2,489,282	—	2,488,191	664	174
改質生成油 Oil produced by conversion					
平成16年	19,203,471	—	19,118,935	—	—
17	20,067,739	—	19,981,081	—	—
18	20,082,827	—	20,036,831	—	—
19	20,813,933	—	20,747,671	—	—
20	19,681,022	—	19,609,627	—	—
平成18年度	20,383,305	—	20,317,444	—	—
19	20,766,517	—	20,707,267	—	—
20年 1～3月	5,192,681	—	5,178,903	—	—
4～6	4,921,039	—	4,901,511	—	—
7～9	5,085,521	—	5,058,479	—	—
10～12	4,481,781	—	4,470,734	—	—
平成20年1月	1,848,106	—	1,840,809	—	—
2	1,640,639	—	1,638,017	—	—
3	1,703,936	—	1,700,077	—	—
4	1,560,911	—	1,549,344	—	—
5	1,841,187	—	1,842,531	—	—
6	1,518,941	—	1,509,636	—	—
7	1,694,013	—	1,680,791	—	—
8	1,803,045	—	1,794,568	—	—
9	1,588,463	—	1,583,120	—	—
10	1,554,267	—	1,556,567	—	—
11	1,452,027	—	1,441,956	—	—
12	1,475,487	—	1,472,211	—	—

Consumption ボイラ用及びコージェネレーション用以外に使用したもの for purposes other than boilers and co-generation				払出 Shipments	月末在庫 Inventory	Year, quarter and month	
計 Total	原料用 as Materials	直接加熱用 for Direct heating	その他用 for Others				
83,913	—	—	83,913	—	1,896	C. Y.	2004
82,306	—	—	82,306	—	1,823	C. Y.	2005
85,366	—	—	85,366	40	1,776	C. Y.	2006
82,730	—	—	82,730	52	1,995	C. Y.	2007
78,352	—	—	78,352	61	2,059	C. Y.	2008
84,275	—	—	84,275	51	1,877	F. Y.	2006
83,328	—	—	83,328	55	1,963	F. Y.	2007
21,595	—	—	21,595	14	1,963	Q1	2008
19,558	—	—	19,558	15	1,996	Q2	
19,372	—	—	19,372	16	2,113	Q3	
17,827	—	—	17,827	16	2,058	Q4	
6,634	—	—	6,634	4	2,018	Jan	2008
7,433	—	—	7,433	5	2,029	Feb	
7,528	—	—	7,528	5	1,963	Mar	
6,183	—	—	6,183	5	2,050	Apr	
6,225	—	—	6,225	5	2,084	May	
7,150	—	—	7,150	5	1,996	Jun	
7,207	—	—	7,207	6	2,102	Jul	
5,303	—	—	5,303	5	2,115	Aug	
6,862	—	—	6,862	5	2,114	Sep	
6,629	—	—	6,629	6	2,015	Oct	
5,936	—	—	5,936	4	2,102	Nov	
5,262	—	—	5,262	6	2,059	Dec	

				単位 Unit : kl			
37,125,462	37,050,664	74,783	15	5,023	839,226	C. Y.	2004
36,952,566	36,881,473	71,080	13	162,890	723,146	C. Y.	2005
35,888,158	35,807,611	80,545	2	5,403	738,389	C. Y.	2006
35,669,751	35,593,346	76,404	1	137,248	765,684	C. Y.	2007
32,279,813	32,212,171	67,642	—	362,677	905,071	C. Y.	2008
36,023,885	35,944,237	79,646	2	7,234	728,405	F. Y.	2006
35,145,950	35,074,334	71,615	1	327,244	734,627	F. Y.	2007
8,930,754	8,911,797	18,957	—	193,169	734,627	Q1	2008
8,064,482	8,047,846	16,636	—	86,112	650,433	Q2	
7,831,932	7,816,609	15,323	—	81,402	738,855	Q3	
7,452,645	7,435,919	16,726	—	1,994	905,071	Q4	
3,211,785	3,205,150	6,635	—	68,797	774,120	Jan	2008
2,962,169	2,955,767	6,402	—	68,107	754,035	Feb	
2,756,800	2,750,880	5,920	—	56,265	734,627	Mar	
2,726,202	2,721,222	4,980	—	31,217	665,554	Apr	
2,709,491	2,703,969	5,522	—	—	751,212	May	
2,628,789	2,622,655	6,134	—	54,895	650,433	Jun	
2,778,104	2,773,788	4,316	—	80,652	708,669	Jul	
2,700,047	2,693,853	6,194	—	750	716,255	Aug	
2,353,781	2,348,968	4,813	—	—	738,855	Sep	
2,386,020	2,383,862	2,158	—	938	846,487	Oct	
2,579,272	2,572,365	6,907	—	1,056	844,161	Nov	
2,487,353	2,479,692	7,661	—	—	905,071	Dec	

				単位 Unit : kl			
19,118,935	19,118,935	—	—	73,041	21,664	C. Y.	2004
19,981,081	19,981,081	—	—	90,155	18,282	C. Y.	2005
20,036,831	20,036,831	—	—	53,561	10,578	C. Y.	2006
20,747,671	20,747,671	—	—	64,594	12,617	C. Y.	2007
19,609,627	19,609,627	—	—	72,718	10,385	C. Y.	2008
20,317,444	20,317,444	—	—	55,815	18,663	F. Y.	2006
20,707,267	20,707,267	—	—	68,620	9,376	F. Y.	2007
5,178,903	5,178,903	—	—	16,957	9,376	Q1	2008
4,901,511	4,901,511	—	—	14,821	14,031	Q2	
5,058,479	5,058,479	—	—	23,073	17,945	Q3	
4,470,734	4,470,734	—	—	17,867	10,385	Q4	
1,840,809	1,840,809	—	—	6,031	13,859	Jan	2008
1,638,017	1,638,017	—	—	5,337	11,123	Feb	
1,700,077	1,700,077	—	—	5,589	9,376	Mar	
1,549,344	1,549,344	—	—	876	20,055	Apr	
1,842,531	1,842,531	—	—	6,674	12,019	May	
1,509,636	1,509,636	—	—	7,271	14,031	Jun	
1,680,791	1,680,791	—	—	7,910	19,326	Jul	
1,794,568	1,794,568	—	—	7,652	20,129	Aug	
1,583,120	1,583,120	—	—	7,511	17,945	Sep	
1,556,567	1,556,567	—	—	6,252	9,391	Oct	
1,441,956	1,441,956	—	—	5,741	13,000	Nov	
1,472,211	1,472,211	—	—	5,874	10,385	Dec	

年・期・月	受入 Receipts	発生・回収 又は生産 Generation, recovery and/or production	Kerosene		
			合計 Total	消費 ボイラ用 for Boilers	費 コージェネ レーション用 for Co-generation
平成16年	1,722,875	—	1,795,320	128,211	190,292
17	1,618,019	—	1,661,516	104,854	144,206
18	1,651,518	—	1,786,273	93,465	217,788
19	r 1,465,430	—	r 1,559,710	r 79,449	129,037
20	1,435,241	—	1,490,637	68,696	97,063
平成18年度	1,591,614	—	1,730,345	80,348	209,744
19	1,471,170	—	1,560,536	77,933	123,182
20年 1～3月	396,281	—	402,125	22,262	18,908
4～6	361,344	—	376,293	13,210	26,205
7～9	325,578	—	337,102	11,605	27,374
10～12	352,038	—	375,117	21,619	24,576
平成20年1月	131,485	—	135,356	7,764	5,602
2	127,393	—	128,371	8,276	5,231
3	137,403	—	138,398	6,222	8,075
4	125,414	—	128,156	3,744	7,889
5	121,223	—	125,917	5,276	6,899
6	114,707	—	122,220	4,190	11,417
7	121,302	—	131,474	3,684	15,089
8	109,040	—	112,502	4,212	6,379
9	95,236	—	93,126	3,709	5,906
10	116,490	—	123,042	7,655	4,354
11	118,006	—	129,313	7,831	9,654
12	117,542	—	122,762	6,133	10,568

年・期・月	受入 Receipts	発生・回収 又は生産 Generation, recovery and/or production	Gas oil		
			合計 Total	消費 ボイラ用 for Boilers	費 コージェネ レーション用 for Co-generation
平成16年	127,438	—	125,245	1,408	—
17	121,373	—	118,005	1,135	—
18	238,162	—	223,165	686	221
19	r 416,493	—	r 413,432	472	790
20	329,939	—	328,580	834	866
平成18年度	332,126	—	324,489	646	327
19	402,963	—	399,453	649	896
20年 1～3月	117,930	—	119,565	296	216
4～6	80,140	—	77,473	223	217
7～9	58,464	—	58,230	28	234
10～12	73,405	—	73,312	287	199
平成20年1月	36,547	—	33,874	180	67
2	41,620	—	42,773	106	71
3	39,763	—	42,918	10	78
4	33,112	—	31,138	132	72
5	27,935	—	30,059	2	69
6	19,093	—	16,276	89	76
7	25,872	—	26,002	10	82
8	22,191	—	22,243	9	74
9	10,401	—	9,985	9	78
10	27,931	—	25,160	158	70
11	24,699	—	27,732	8	67
12	20,775	—	20,420	121	62

年・期・月	受入 Receipts	発生・回収 又は生産 Generation, recovery and/or production	Heavy fuel oil total		
			合計 Total	消費 ボイラ用 for Boilers	費 コージェネ レーション用 for Co-generation
平成16年	12,757,063	—	15,301,064	9,465,573	1,011,556
17	11,809,177	—	14,152,374	8,712,044	800,154
18	10,366,676	—	12,853,347	8,069,418	568,130
19	r 8,969,757	—	r 11,370,491	r 6,870,178	399,260
20	7,421,747	—	9,826,709	5,696,997	241,540
平成18年度	9,894,866	—	12,325,647	7,679,100	515,072
19	8,703,896	—	11,157,292	6,679,075	361,137
20年 1～3月	2,111,986	—	2,844,158	1,654,123	80,943
4～6	1,917,464	—	2,443,651	1,429,790	51,830
7～9	1,726,233	—	2,280,209	1,289,508	68,555
10～12	1,666,064	—	2,258,691	1,323,576	40,212
平成20年1月	708,527	—	980,542	573,922	27,586
2	696,363	—	941,458	547,252	29,108
3	707,096	—	922,158	532,949	24,249
4	677,757	—	851,262	495,677	18,501
5	623,286	—	806,824	476,324	17,335
6	616,421	—	785,565	457,789	15,994
7	587,001	—	778,405	443,095	24,154
8	577,749	—	764,976	433,698	22,916
9	561,483	—	736,828	412,715	21,485
10	602,319	—	770,284	442,648	15,039
11	526,373	—	744,653	432,700	13,160
12	537,372	—	743,754	448,228	12,013

Consumption ボイラ用及びコージェネレーション用以外に使用したもの for purposes other than boilers and co-generation				払出 Shipments	月末在庫 Inventory	Year, quarter and month	
計 Total	原料用 as Materials	直接加熱用 for Direct heating	その他用 for Others				
1,476,817	946,946	402,426	127,445	1,260	32,974	C. Y.	2004
1,412,456	891,170	390,305	130,981	966	29,912	C. Y.	2005
1,475,020	1,010,451	338,215	126,354	1,140	28,827	C. Y.	2006
r 1,351,224	970,726	268,059	r 112,439	312	r 27,110	C. Y.	2007
1,324,878	972,242	248,099	104,537	172	25,549	C. Y.	2008
1,440,253	1,006,701	315,689	117,863	1,132	27,274	F. Y.	2006
1,359,421	979,297	266,103	114,021	121	28,292	F. Y.	2007
360,955	254,191	71,039	35,725	83	28,291	Q1	2008
336,878	254,220	60,511	22,147	28	27,406	Q2	
298,123	212,777	62,886	22,460	21	27,810	Q3	
328,922	251,054	53,663	24,205	40	25,549	Q4	
121,990	86,726	23,466	11,798	57	25,769	Jan	2008
114,864	78,124	23,998	12,742	14	25,777	Feb	
124,101	89,341	23,575	11,185	12	28,291	Mar	
116,523	85,844	23,060	7,619	12	28,634	Apr	
113,742	87,128	19,031	7,583	8	29,747	May	
106,613	81,248	18,420	6,945	8	27,406	Jun	
112,701	82,464	22,484	7,753	6	26,702	Jul	
101,911	75,209	19,582	7,120	10	25,422	Aug	
83,511	55,104	20,820	7,587	5	27,810	Sep	
111,033	83,735	20,294	7,004	7	25,980	Oct	
111,828	85,442	17,938	8,448	7	23,732	Nov	
106,061	81,877	15,431	8,753	26	25,549	Dec	

Consumption				単位 Unit : kl			
123,837	414	26,825	96,598	5,110	2,887	C. Y.	2004
116,870	1,186	26,538	89,146	5,150	3,214	C. Y.	2005
222,258	100,831	27,707	93,720	5,503	14,998	C. Y.	2006
r 412,170	292,056	28,119	r 91,995	5,294	14,362	C. Y.	2007
326,880	212,445	27,666	86,769	5,792	11,962	C. Y.	2008
323,516	201,433	27,946	94,137	5,409	12,090	F. Y.	2006
397,908	277,379	28,373	92,156	5,447	11,701	F. Y.	2007
119,053	88,750	7,107	23,196	1,522	11,701	Q1	2008
77,033	48,250	7,956	20,827	1,468	13,395	Q2	
57,968	29,539	6,621	21,808	1,461	12,482	Q3	
72,826	45,906	5,982	20,938	1,341	11,962	Q4	
33,627	24,257	2,163	7,207	453	16,765	Jan	2008
42,596	32,172	2,383	8,041	500	15,338	Feb	
42,830	32,321	2,561	7,948	569	11,701	Mar	
30,934	21,410	2,449	7,075	511	13,426	Apr	
29,988	20,688	2,759	6,541	453	10,911	May	
16,111	6,152	2,748	7,211	504	13,395	Jun	
25,910	15,667	2,691	7,552	529	12,810	Jul	
22,160	13,854	1,612	6,694	440	12,382	Aug	
9,898	18	2,318	7,562	492	12,482	Sep	
24,932	15,313	2,206	7,413	507	15,014	Oct	
27,657	18,264	2,301	7,092	424	11,788	Nov	
20,237	12,329	1,475	6,433	410	11,962	Dec	

Consumption				単位 Unit : kl			
4,823,935	583,133	3,612,651	628,151	387,656	536,159	C. Y.	2004
4,640,176	569,339	3,499,287	571,550	363,520	523,592	C. Y.	2005
4,215,799	505,956	3,256,104	453,739	341,259	523,849	C. Y.	2006
r 4,101,053	510,519	3,156,487	r 434,047	236,759	480,390	C. Y.	2007
3,888,172	551,487	2,989,764	346,921	153,694	444,615	C. Y.	2008
4,131,475	510,073	3,183,529	437,873	311,790	498,349	F. Y.	2006
4,117,086	520,524	3,173,504	423,058	228,817	461,725	F. Y.	2007
1,109,092	149,131	845,946	114,015	50,315	461,722	Q1	2008
962,031	130,728	758,558	72,745	38,185	475,278	Q2	
922,146	128,153	707,902	86,091	32,724	440,231	Q3	
894,903	143,475	677,358	74,070	32,470	444,615	Q4	
379,034	50,555	291,154	37,325	25,717	453,860	Jan	2008
365,098	47,688	277,498	39,912	12,879	445,766	Feb	
364,960	50,888	277,294	36,778	11,719	461,722	Mar	
337,084	49,701	261,405	25,978	18,265	476,958	Apr	
313,165	40,182	249,637	23,346	10,726	475,965	May	
311,782	40,845	247,516	23,421	9,194	475,278	Jun	
311,156	38,863	242,330	29,963	14,852	465,630	Jul	
308,362	45,135	233,508	29,719	9,100	444,513	Aug	
302,628	44,155	232,064	26,409	8,772	440,231	Sep	
312,597	47,779	241,328	23,490	14,965	449,463	Oct	
298,793	45,675	224,777	28,341	8,385	439,446	Nov	
283,513	50,021	211,253	22,239	9,120	444,615	Dec	

A重油		Heavy fuel oil A			
年・期・月	受入 Receipts	発生・回収 又は生産 Generation, recovery and/or production	消費 費		
			合計 Total	ボイラ用 for Boilers	コージェネ レーション用 for Co-generation
平成16年	2,271,021	—	2,452,920	780,958	590,622
17	1,997,959	—	2,151,907	732,437	449,338
18	1,733,541	—	1,847,701	659,261	294,377
19	1,451,396	—	1,585,562	564,401	189,219
20	1,212,654	—	1,329,146	476,534	120,952
平成18年度	1,648,500	—	1,768,357	637,449	258,936
19	1,393,766	—	1,521,868	539,842	169,178
20年1～3月	367,725	—	405,144	159,630	33,768
4～6	298,181	—	322,030	113,963	25,009
7～9	283,311	—	311,060	99,475	38,239
10～12	263,437	—	290,912	103,466	23,936
平成20年1月	120,634	—	136,622	54,881	11,448
2	128,494	—	140,443	55,727	11,548
3	118,597	—	128,079	49,022	10,772
4	112,741	—	116,720	41,929	9,229
5	94,676	—	105,521	39,138	7,739
6	90,764	—	99,789	32,896	8,041
7	99,635	—	108,371	34,721	14,001
8	89,562	—	99,975	32,980	12,269
9	94,114	—	102,714	31,774	11,969
10	93,993	—	101,369	33,001	7,918
11	82,669	—	94,338	34,113	8,142
12	86,775	—	95,205	36,352	7,876
B・C重油		Heavy fuel oil B・C			
平成16年	10,486,042	—	12,848,144	8,684,615	420,934
17	9,811,218	—	12,000,467	7,979,607	350,816
18	8,633,135	—	11,005,646	7,410,157	273,753
19	7,518,361	—	9,784,929	6,305,777	210,041
20	6,209,093	—	8,497,563	5,220,463	120,588
平成18年度	8,246,366	—	10,557,290	7,041,651	256,136
19	7,310,130	—	9,635,434	6,139,237	191,959
20年1～3月	1,744,261	—	2,439,014	1,494,493	47,175
4～6	1,619,283	—	2,121,621	1,315,827	26,821
7～9	1,442,922	—	1,969,149	1,190,033	30,316
10～12	1,402,627	—	1,967,779	1,220,110	16,276
平成20年1月	587,893	—	843,920	519,041	16,138
2	567,869	—	801,015	491,525	17,560
3	588,499	—	794,079	483,927	13,477
4	565,016	—	734,542	453,748	9,272
5	528,610	—	701,303	437,186	9,596
6	525,657	—	685,776	424,893	7,953
7	487,366	—	670,034	408,374	10,153
8	488,187	—	665,001	400,718	10,647
9	467,369	—	634,114	380,941	9,516
10	508,326	—	668,915	409,647	7,121
11	443,704	—	650,315	398,587	5,018
12	450,597	—	648,549	411,876	4,137
炭化水素油		Hydrocarbon oil			
平成16年	424,165	—	3,479,485	2,008,397	619,092
17	426,849	—	3,547,286	2,118,411	595,217
18	434,448	—	3,605,635	2,068,573	667,757
19	580,723	—	3,861,175	2,197,859	680,190
20	604,745	—	3,746,652	2,082,791	729,698
平成18年度	464,672	—	3,707,117	2,167,381	644,896
19	596,894	—	3,752,355	2,108,613	653,945
20年1～3月	151,182	—	941,996	527,663	171,596
4～6	157,146	—	869,480	475,467	140,669
7～9	150,444	—	989,613	562,998	203,096
10～12	145,973	—	945,563	516,663	214,337
平成20年1月	48,500	—	341,937	187,784	74,034
2	47,033	—	331,300	178,564	71,015
3	55,649	—	268,759	161,315	26,547
4	52,908	—	258,255	148,625	34,072
5	50,692	—	300,553	149,290	63,740
6	53,546	—	310,672	177,552	42,857
7	54,562	—	342,741	200,651	60,639
8	46,848	—	328,806	185,773	72,839
9	49,034	—	318,066	176,574	69,618
10	50,725	—	318,337	166,967	73,768
11	46,280	—	300,878	163,599	67,091
12	48,968	—	326,348	186,097	73,478

単位 Unit : kl

Consumption ボイラ用及びコージェネレーション用以外に使用したもの for purposes other than boilers and co-generation				払出 Shipments	月末在庫 Inventory	Year, quarter and month	
計 Total	原料用 as Materials	直接加熱用 for Direct heating	その他用 for Others				
1,081,340	12,565	760,284	308,491	19,659	90,254	C. Y.	2004
970,132	12,604	705,283	252,245	17,645	79,729	C. Y.	2005
894,063	20,076	657,648	216,339	14,810	85,072	C. Y.	2006
831,942	—	643,026	188,916	14,149	83,051	C. Y.	2007
731,660	—	572,208	159,452	12,828	75,940	C. Y.	2008
871,972	12,736	654,495	204,741	14,804	81,721	F. Y.	2006
812,848	—	627,829	185,019	13,700	73,761	F. Y.	2007
211,746	—	149,776	61,970	3,354	73,757	Q1	2008
183,058	—	151,901	31,157	3,087	75,491	Q2	
173,346	—	140,877	32,469	3,094	74,877	Q3	
163,510	—	129,654	33,856	3,293	75,944	Q4	
70,293	—	49,422	20,871	1,019	75,259	Jan	2008
73,168	—	49,225	23,943	1,258	73,287	Feb	
68,285	—	51,129	17,156	1,077	73,757	Mar	
65,562	—	54,015	11,547	1,072	78,455	Apr	
58,644	—	48,551	10,093	992	77,650	May	
58,852	—	49,335	9,517	1,023	75,491	Jun	
59,649	—	49,018	10,631	1,069	76,592	Jul	
54,726	—	44,073	10,653	917	75,063	Aug	
58,971	—	47,786	11,185	1,108	74,877	Sep	
60,450	—	48,132	12,318	975	76,953	Oct	
52,083	—	42,773	9,310	1,143	75,041	Nov	
50,977	—	38,749	12,228	1,175	75,940	Dec	

単位 Unit : kl

3,742,595	570,568	2,852,367	319,660	367,997	445,905	C. Y.	2004
3,670,044	556,735	2,794,004	319,305	345,875	443,863	C. Y.	2005
3,321,736	485,880	2,598,456	237,400	326,449	438,777	C. Y.	2006
3,269,111	510,519	2,513,461	245,131	322,610	397,339	C. Y.	2007
3,156,512	551,487	2,417,556	187,469	140,866	368,675	C. Y.	2008
3,259,503	497,337	2,529,034	233,132	296,986	416,628	F. Y.	2006
3,304,238	520,524	2,545,675	238,039	215,117	387,965	F. Y.	2007
897,346	149,131	696,170	52,045	46,961	387,965	Q1	2008
778,973	130,728	606,657	41,588	35,098	399,787	Q2	
748,800	128,153	567,025	53,622	29,630	365,354	Q3	
731,393	143,475	547,704	40,214	29,177	368,675	Q4	
308,741	50,555	241,732	16,454	24,698	378,601	Jan	2008
291,930	47,688	228,273	15,969	11,621	372,479	Feb	
296,675	50,888	226,165	19,622	10,642	387,965	Mar	
271,522	49,701	207,390	14,431	17,193	398,503	Apr	
254,521	40,182	201,086	13,253	9,734	398,315	May	
252,930	40,845	198,181	13,904	8,171	399,787	Jun	
251,507	38,863	193,312	19,332	13,783	389,038	Jul	
253,636	45,135	189,435	19,066	8,183	369,450	Aug	
243,657	44,155	184,278	15,224	7,664	365,354	Sep	
252,147	47,779	193,196	11,172	13,990	372,510	Oct	
246,710	45,675	182,004	19,031	7,242	364,405	Nov	
232,536	50,021	172,504	10,011	7,945	368,675	Dec	

単位 Unit : kl

851,996	183,127	651,694	17,175	371	15,399	C. Y.	2004
833,658	206,300	605,691	21,667	—	15,812	C. Y.	2005
869,305	246,769	601,127	21,409	—	7,536	C. Y.	2006
983,126	302,911	659,822	20,393	865	8,766	C. Y.	2007
934,163	313,757	597,914	22,492	1,489	22,591	C. Y.	2008
894,840	258,561	616,442	19,837	—	11,717	F. Y.	2006
989,797	309,711	658,494	21,592	1,022	12,607	F. Y.	2007
242,737	76,112	161,109	5,516	157	12,607	Q1	2008
253,344	91,915	155,995	5,434	208	10,424	Q2	
223,519	75,941	142,172	5,406	570	14,903	Q3	
214,563	69,789	138,638	6,136	554	22,591	Q4	
80,119	25,667	52,643	1,809	63	10,663	Jan	2008
81,721	29,018	50,884	1,819	60	10,903	Feb	
80,897	21,427	57,582	1,888	34	12,607	Mar	
75,558	24,011	49,739	1,808	65	13,566	Apr	
87,523	34,357	51,375	1,791	76	12,071	May	
90,263	33,547	54,881	1,835	67	10,424	Jun	
81,451	26,562	53,258	1,631	151	13,324	Jul	
70,194	22,122	46,217	1,855	185	14,759	Aug	
71,874	27,257	42,697	1,920	234	14,903	Sep	
77,602	25,136	50,452	2,014	212	17,793	Oct	
70,188	21,982	46,028	2,178	155	17,904	Nov	
66,773	22,671	42,158	1,944	187	22,591	Dec	

液化石油ガス		Liquefied petroleum gas				
年・期・月	受入 Receipts	発生・回収 又は生産 Generation, recovery and/or production	消 費			
			合計 Total	ボイラ用 for Boilers	コージェネ レーション用 for Co-generation	
平成16年	6,106,730	—	6,201,581	175,300	293,582	
17	6,239,059	—	6,332,636	120,269	304,057	
18	6,764,720	—	6,877,059	179,265	258,128	
19	7,467,447	—	7,649,117	222,252	225,234	
20	6,823,443	—	7,095,879	164,108	202,937	
平成18年度	7,032,918	—	7,179,561	202,076	256,439	
19	7,315,745	—	7,525,437	199,925	217,982	
20年 1～3月	1,686,016	—	1,754,001	41,052	60,015	
4～6	1,806,275	—	1,856,442	34,486	51,131	
7～9	1,784,535	—	1,908,387	54,484	55,878	
10～12	1,546,617	—	1,577,049	34,086	35,913	
平成20年1月	596,193	—	604,746	14,908	20,814	
2	519,389	—	551,400	12,308	19,201	
3	570,434	—	597,855	13,836	20,000	
4	630,066	—	642,039	11,950	18,814	
5	611,323	—	630,869	11,120	17,590	
6	564,886	—	583,534	11,416	14,727	
7	675,874	—	698,546	17,055	19,203	
8	601,470	—	652,455	19,382	19,693	
9	507,191	—	557,386	18,047	16,982	
10	598,599	—	606,911	9,423	9,585	
11	498,159	—	517,721	11,839	11,779	
12	449,859	—	452,417	12,824	14,549	
石油系炭化水素ガス		Hydrocarbon gas				
平成16年	195,780	—	16,382,180	2,102,461	1,378,439	
17	161,874	—	17,113,064	2,218,883	1,531,804	
18	165,778	—	16,543,498	2,218,854	1,418,655	
19	159,641	—	17,226,099	2,327,663	1,466,713	
20	150,412	—	16,569,670	2,091,381	1,454,399	
平成18年度	162,314	—	16,705,679	2,277,573	1,410,793	
19	152,622	—	17,107,993	2,276,843	1,464,689	
20年 1～3月	33,953	—	4,247,069	519,985	376,291	
4～6	29,276	—	3,915,293	521,568	304,732	
7～9	43,856	—	4,239,910	561,260	379,037	
10～12	43,327	—	4,167,398	488,568	394,339	
平成20年1月	13,850	—	1,472,099	173,563	132,135	
2	11,337	—	1,366,477	160,158	125,920	
3	8,766	—	1,408,493	186,264	118,236	
4	7,527	—	1,317,974	185,335	103,502	
5	11,698	—	1,350,291	169,742	103,948	
6	10,051	—	1,247,028	166,491	97,282	
7	15,109	—	1,464,675	188,215	123,526	
8	17,830	—	1,484,542	192,610	137,365	
9	10,917	—	1,290,693	180,435	118,146	
10	15,747	—	1,553,363	155,956	131,483	
11	15,463	—	1,281,348	165,022	128,313	
12	12,117	—	1,332,687	167,590	134,543	
オイルコークス		Petroleum coke				
平成16年	4,101,237	—	4,131,454	2,060,675	—	
17	3,970,174	—	4,310,726	2,131,833	—	
18	4,176,755	—	4,404,675	2,124,380	—	
19	4,101,158	—	4,250,863	1,969,088	—	
20	4,287,172	—	4,225,310	1,921,227	—	
平成18年度	3,957,466	—	4,360,470	2,064,050	—	
19	4,003,521	—	4,232,278	1,983,658	—	
20年 1～3月	831,818	—	1,073,203	510,242	—	
4～6	1,223,693	—	973,297	416,893	—	
7～9	1,066,073	—	1,111,016	509,559	—	
10～12	1,165,588	—	1,067,794	484,533	—	
平成20年1月	250,016	—	335,355	173,188	—	
2	280,064	—	354,600	178,597	—	
3	301,738	—	383,248	158,457	—	
4	324,230	—	305,818	101,311	—	
5	372,632	—	316,368	150,212	—	
6	526,831	—	351,111	165,370	—	
7	280,865	—	383,459	174,799	—	
8	374,666	—	369,376	175,084	—	
9	410,542	—	358,181	159,676	—	
10	410,988	—	367,357	160,006	—	
11	381,572	—	360,100	155,006	—	
12	373,028	—	340,337	169,521	—	

Consumption ボイラ用及びコージェネレーション用以外に使用したもの for purposes other than boilers and co-generation				単位 Unit : t			
計 Total	原料用 as Materials	直接加熱用 for Direct heating	その他用 for Others	払出 Shipments	月末在庫 Inventory	Year,quarter and month	
5,732,699	4,557,831	827,076	347,792	404,158	86,551	C. Y.	2004
5,908,310	4,770,822	788,770	348,718	460,408	82,675	C. Y.	2005
6,439,666	5,257,327	821,045	361,294	542,505	83,537	C. Y.	2006
r 7,201,631	5,990,909	r 820,667	r 390,055	578,719	r 75,322	C. Y.	2007
6,728,834	5,604,616	734,430	389,788	470,578	87,616	C. Y.	2008
6,721,046	5,515,511	835,081	370,454	564,064	97,952	F. Y.	2006
7,107,530	5,923,009	792,198	392,343	576,153	79,435	F. Y.	2007
1,652,934	1,354,532	197,302	101,100	139,917	79,378	Q1	2008
1,770,825	1,483,924	194,108	92,793	137,245	86,435	Q2	
1,798,025	1,523,305	173,404	101,316	89,873	80,996	Q3	
1,507,050	1,242,855	169,616	94,579	103,543	87,616	Q4	
569,024	471,528	63,117	34,379	46,813	91,755	Jan	2008
519,891	422,216	64,789	32,886	46,278	79,903	Feb	
564,019	460,788	69,396	33,835	46,826	79,378	Mar	
611,275	517,337	67,564	26,374	56,743	82,925	Apr	
602,159	505,830	62,843	33,486	42,798	86,755	May	
557,391	460,757	63,701	32,933	37,704	86,435	Jun	
662,288	564,151	63,914	34,223	40,357	92,317	Jul	
613,380	525,154	54,861	33,365	37,276	81,873	Aug	
522,357	434,000	54,629	33,728	12,240	80,996	Sep	
587,903	498,765	55,513	33,625	35,979	86,291	Oct	
494,103	406,545	58,135	29,423	43,682	69,405	Nov	
425,044	337,545	55,968	31,531	23,882	87,616	Dec	

単位 Unit : 1000m <sup>3</sup>							
12,901,280	354,949	12,092,891	453,440	—	—	C. Y.	2004
13,362,377	399,423	12,486,779	476,175	—	—	C. Y.	2005
12,905,989	421,111	12,021,981	462,897	—	—	C. Y.	2006
13,431,723	511,242	12,410,436	510,045	—	—	C. Y.	2007
13,023,890	504,942	11,969,607	549,341	—	—	C. Y.	2008
13,017,313	442,738	12,105,113	469,462	—	—	F. Y.	2006
13,366,461	515,374	12,286,313	564,774	—	—	F. Y.	2007
3,350,793	127,643	3,039,931	183,219	—	—	Q1	2008
3,088,993	129,634	2,839,182	120,177	—	—	Q2	
3,299,613	139,925	3,036,778	122,910	—	—	Q3	
3,284,491	107,740	3,053,716	123,035	—	—	Q4	
1,166,401	49,632	1,064,251	52,518	—	—	Jan	2008
1,080,399	42,385	982,347	55,667	—	—	Feb	
1,103,993	35,626	993,333	75,034	—	—	Mar	
1,029,137	34,534	955,437	39,166	—	—	Apr	
1,076,601	53,038	983,294	40,269	—	—	May	
983,255	42,062	900,451	40,742	—	—	Jun	
1,152,934	48,362	1,062,344	42,228	—	—	Jul	
1,154,567	50,927	1,058,879	44,761	—	—	Aug	
992,112	40,636	915,555	35,921	—	—	Sep	
1,265,924	37,834	1,191,156	36,934	—	—	Oct	
988,013	32,655	918,360	36,998	—	—	Nov	
1,030,554	37,251	944,200	49,103	—	—	Dec	

単位 Unit : t							
2,070,779	817,661	1,230,537	22,581	68,522	909,176	C. Y.	2004
2,178,893	762,750	1,401,815	14,328	174,140	747,349	C. Y.	2005
2,280,295	775,155	1,482,365	22,775	156,203	755,771	C. Y.	2006
2,281,775	867,266	1,389,806	24,703	176,157	773,847	C. Y.	2007
2,304,083	952,067	1,341,145	10,871	280,279	940,419	C. Y.	2008
2,296,420	804,110	1,464,693	27,617	164,077	638,591	F. Y.	2006
2,248,620	868,084	1,363,418	17,118	184,073	571,593	F. Y.	2007
562,961	244,748	316,809	1,404	50,342	571,593	Q1	2008
556,404	203,915	347,309	5,180	77,080	834,579	Q2	
601,457	264,376	335,442	1,639	81,569	812,335	Q3	
583,261	239,028	341,585	2,648	71,288	940,419	Q4	
162,167	73,987	87,834	346	12,713	707,115	Jan	2008
176,003	74,573	101,189	241	18,045	651,424	Feb	
224,791	96,188	127,786	817	19,584	571,593	Mar	
204,507	84,765	118,339	1,403	31,712	570,570	Apr	
166,156	56,055	108,460	1,641	20,381	645,420	May	
185,741	63,095	120,510	2,136	24,987	834,579	Jun	
208,660	85,097	123,057	506	35,682	729,412	Jul	
194,292	87,415	106,446	431	25,454	748,498	Aug	
198,505	91,864	105,939	702	20,433	812,335	Sep	
207,351	95,934	110,720	697	21,731	868,310	Oct	
205,094	88,590	115,256	1,248	36,072	891,357	Nov	
170,816	54,504	115,609	703	13,485	940,419	Dec	

年・期・月	受入 Receipts	発生・回収 又は生産 Generation, recovery and/or production	非石油系燃料(原油換算) Non-oil based fuels (Crude petroleum equivalent)		
			合計 Total	消 ボイラ用 for Boilers	費 コージェネ レーション用 for Co-generation
平成16年	97,828,964	46,942,162	118,302,210	21,951,449	2,270,288
17	95,977,436	46,306,968	118,036,279	22,298,722	2,382,811
18	100,300,564	51,157,338	124,927,247	22,636,879	2,724,887
19	102,890,989	53,779,794	130,009,228	23,522,539	2,880,839
20	98,979,970	54,253,559	129,591,536	23,809,364	2,718,528
平成18年度	101,636,970	51,423,649	125,594,114	22,788,504	2,728,161
19	101,168,275	54,864,504	131,966,170	23,891,136	2,892,486
20年 1~3月	23,773,720	13,754,017	33,386,774	6,319,325	711,782
4~6	26,581,796	13,859,612	32,507,884	5,734,788	637,866
7~9	24,977,437	13,678,123	32,905,415	6,151,903	728,919
10~12	23,647,017	12,961,807	30,791,463	5,603,348	639,961
平成20年1月	8,443,257	4,639,167	11,241,307	2,106,061	235,477
2	7,348,878	4,395,532	10,763,367	2,068,163	238,852
3	7,981,585	4,719,318	11,382,100	2,145,101	237,453
4	8,481,020	4,512,740	10,679,545	1,950,425	218,175
5	8,638,089	4,723,162	10,991,245	1,880,170	191,396
6	9,462,687	4,623,710	10,837,094	1,904,193	228,295
7	8,393,112	4,684,763	11,140,905	2,071,030	258,555
8	8,782,711	4,552,018	11,006,196	2,094,560	227,222
9	7,801,614	4,441,342	10,758,315	1,986,313	243,142
10	8,452,704	4,584,325	10,868,185	1,873,228	232,039
11	7,669,016	4,271,537	10,182,202	1,868,562	212,427
12	7,525,297	4,105,945	9,741,076	1,861,558	195,495
<b>石炭 Coal</b>					
平成16年	96,555,846	—	80,422,240	16,460,255	—
17	93,051,893	—	80,019,650	16,727,344	—
18	97,525,186	—	86,243,238	16,415,337	—
19	101,147,433	—	90,627,746	17,143,500	—
20	102,474,421	—	93,994,043	17,827,346	—
平成18年度	98,686,276	—	86,676,333	16,577,029	—
19	100,626,735	—	93,110,495	17,530,802	—
20年 1~3月	23,914,359	—	24,198,520	4,819,431	—
4~6	28,306,282	—	23,517,088	4,147,973	—
7~9	25,584,255	—	23,735,346	4,627,057	—
10~12	24,669,525	—	22,543,089	4,232,885	—
平成20年1月	8,648,448	—	8,102,671	1,588,896	—
2	7,267,021	—	7,831,358	1,576,694	—
3	7,998,890	—	8,264,491	1,653,841	—
4	9,012,779	—	7,733,996	1,468,253	—
5	9,042,262	—	7,935,618	1,306,249	—
6	10,251,241	—	7,847,474	1,373,471	—
7	8,696,762	—	8,040,801	1,536,468	—
8	9,095,455	—	8,004,791	1,623,474	—
9	7,792,038	—	7,689,754	1,467,115	—
10	8,680,508	—	7,807,818	1,347,889	—
11	7,989,841	—	7,505,129	1,415,299	—
12	7,999,176	—	7,230,142	1,469,697	—
<b>石炭コークス Coal coke</b>					
平成16年	14,493,936	30,399,835	37,791,267	—	—
17	14,385,005	30,058,331	37,019,037	—	—
18	14,188,912	34,609,152	37,636,365	—	—
19	13,085,547	36,846,620	38,017,000	—	—
20	10,328,525	38,794,485	37,499,837	—	—
平成18年度	14,466,233	34,795,232	37,790,127	—	—
19	12,087,688	38,058,390	38,320,637	—	—
20年 1~3月	2,657,330	9,799,787	9,598,499	—	—
4~6	2,448,940	9,910,239	9,478,568	—	—
7~9	2,754,846	9,701,729	9,554,690	—	—
10~12	2,467,409	9,382,730	8,868,080	—	—
平成20年1月	943,992	3,298,509	3,269,085	—	—
2	811,605	3,157,046	3,032,600	—	—
3	901,733	3,344,232	3,296,814	—	—
4	801,872	3,225,886	3,109,332	—	—
5	845,237	3,384,478	3,227,544	—	—
6	801,831	3,299,875	3,141,692	—	—
7	847,123	3,337,766	3,227,546	—	—
8	1,029,718	3,220,931	3,190,620	—	—
9	878,005	3,143,032	3,136,524	—	—
10	958,356	3,285,270	3,186,653	—	—
11	802,131	3,100,329	2,895,401	—	—
12	706,922	2,997,131	2,786,026	—	—

単位 Unit : kl

Consumption ボイラ用及びコージェネレーション用以外に使用したもの for purposes other than boilers and co-generation				払出 Shipments	月末在庫 Inventory	Year, quarter and month	
計 Total	原料用 as Materials	直接加熱用 for Direct heating	その他用 for Others				
94,080,473	34,853,560	57,626,354	1,600,559	23,407,089	8,539,543	C. Y.	2004
93,354,746	34,464,191	57,416,440	1,474,115	22,938,583	8,980,941	C. Y.	2005
99,565,481	39,091,261	58,949,697	1,524,523	27,413,282	8,018,852	C. Y.	2006
r 103,605,851	41,421,004	r 60,561,820	r 1,623,025	25,690,767	8,174,033	C. Y.	2007
103,063,644	42,708,912	58,732,360	1,622,372	21,716,362	8,799,037	C. Y.	2008
100,077,449	39,208,562	59,337,553	1,531,334	27,919,550	7,392,126	F. Y.	2006
105,182,548	42,578,152	60,945,289	1,659,105	24,113,586	6,232,537	F. Y.	2007
26,355,667	10,773,640	15,136,807	445,220	5,491,132	6,232,537	Q1	2008
26,135,230	10,929,035	14,828,315	377,880	5,407,828	8,566,755	Q2	
26,024,593	10,697,502	14,919,752	407,339	5,588,689	8,383,869	Q3	
24,548,154	10,308,735	13,847,486	391,933	5,228,713	8,799,037	Q4	
8,899,769	3,668,100	5,082,577	149,092	1,868,966	7,848,313	Jan	2008
8,456,352	3,476,692	4,832,025	147,635	1,768,111	6,995,195	Feb	
8,999,546	3,628,848	5,222,205	148,493	1,854,055	6,232,537	Mar	
8,510,945	3,528,186	4,854,806	127,953	1,675,014	6,805,321	Apr	
8,919,679	3,757,242	5,030,599	131,838	1,808,397	7,317,023	May	
8,704,606	3,643,607	4,942,910	118,089	1,924,417	8,566,755	Jun	
8,811,319	3,662,147	5,009,697	139,475	1,820,800	8,582,141	Jul	
8,684,414	3,571,376	4,977,894	135,144	1,880,995	8,972,094	Aug	
8,528,860	3,463,979	4,932,161	132,720	1,886,894	8,383,869	Sep	
8,762,918	3,603,537	5,020,388	138,993	1,849,706	8,636,761	Oct	
8,101,213	3,396,112	4,578,518	126,583	1,661,209	8,670,337	Nov	
7,684,023	3,309,086	4,248,580	126,357	1,717,798	8,799,037	Dec	

単位 Unit : t

63,961,985	44,530,456	19,019,919	411,610	13,438,850	9,960,261	C. Y.	2004
63,292,306	44,116,127	19,162,324	13,855	13,183,042	9,936,262	C. Y.	2005
69,827,901	50,548,422	19,266,318	13,161	12,960,454	9,062,220	C. Y.	2006
73,484,246	53,542,584	19,930,397	11,265	10,058,616	9,577,708	C. Y.	2007
76,166,697	56,400,077	19,754,372	12,248	7,288,223	10,486,077	C. Y.	2008
70,099,304	50,694,918	19,391,358	13,028	13,122,464	8,422,504	F. Y.	2006
75,579,693	55,349,395	20,218,625	11,673	8,441,832	7,374,471	F. Y.	2007
19,379,089	14,221,852	5,153,721	3,516	1,703,604	7,374,471	Q1	2008
19,369,115	14,420,291	4,945,984	2,840	1,682,437	10,520,865	Q2	
19,108,289	14,114,449	4,991,123	2,717	1,959,938	10,278,029	Q3	
18,310,204	13,643,485	4,663,544	3,175	1,942,244	10,486,077	Q4	
6,513,775	4,844,926	1,667,807	1,042	497,283	9,635,927	Jan	2008
6,254,664	4,586,580	1,666,938	1,146	614,243	8,443,979	Feb	
6,610,650	4,790,346	1,818,976	1,328	592,078	7,374,471	Mar	
6,265,743	4,660,524	1,604,273	946	426,555	8,223,712	Apr	
6,629,369	4,955,992	1,672,519	858	545,526	8,822,444	May	
6,474,003	4,803,775	1,669,192	1,036	710,356	10,520,865	Jun	
6,504,333	4,853,928	1,649,557	848	567,995	10,564,387	Jul	
6,381,317	4,705,814	1,674,568	935	675,822	10,977,035	Aug	
6,222,639	4,554,707	1,666,998	934	716,121	10,278,029	Sep	
6,459,929	4,763,407	1,695,440	1,082	623,956	10,540,374	Oct	
6,089,830	4,502,063	1,586,624	1,143	581,946	10,431,777	Nov	
5,760,445	4,378,015	1,381,480	950	736,342	10,486,077	Dec	

単位 Unit : t

37,791,267	532,397	37,075,685	183,185	6,806,942	1,484,145	C. Y.	2004
37,019,037	487,361	36,336,245	195,431	6,705,156	2,023,295	C. Y.	2005
37,636,365	523,711	36,941,476	171,178	11,573,228	1,756,696	C. Y.	2006
38,017,000	570,700	37,263,123	183,177	12,053,135	1,408,222	C. Y.	2007
37,499,837	517,123	36,819,093	163,621	10,947,211	1,767,598	C. Y.	2008
37,790,127	544,964	37,072,255	172,908	11,935,651	1,525,617	F. Y.	2006
38,320,637	550,586	37,587,292	182,759	11,860,358	1,325,373	F. Y.	2007
9,598,499	121,093	9,433,655	43,751	2,897,338	1,325,373	Q1	2008
9,478,568	134,999	9,301,112	42,457	2,773,617	1,372,368	Q2	
9,554,690	141,934	9,374,718	38,038	2,768,076	1,350,049	Q3	
8,868,080	119,097	8,709,608	39,375	2,508,180	1,767,598	Q4	
3,269,085	38,253	3,217,968	12,864	1,067,760	1,302,629	Jan	2008
3,032,600	38,083	2,982,265	12,252	895,132	1,335,265	Feb	
3,296,814	44,757	3,233,422	18,635	934,446	1,325,373	Mar	
3,109,332	41,980	3,053,498	13,854	921,993	1,306,204	Apr	
3,227,544	45,390	3,166,895	15,259	924,105	1,365,578	May	
3,141,692	47,629	3,080,719	13,344	927,519	1,372,368	Jun	
3,227,546	47,570	3,165,778	14,198	907,264	1,392,281	Jul	
3,190,620	45,867	3,130,615	14,138	935,426	1,499,909	Aug	
3,136,524	48,497	3,078,325	9,702	925,386	1,350,049	Sep	
3,186,653	38,991	3,132,443	15,219	948,060	1,432,506	Oct	
2,895,401	45,400	2,837,446	12,555	804,209	1,621,828	Nov	
2,786,026	34,706	2,739,719	11,601	755,911	1,767,598	Dec	

年・期・月	Tar		消 費		
	受入 Receipts	発生・回収 又は生産 Generation, recovery and/or production	合計 Total	ボイラ用 for Boilers	コージェネ レーション用 for Co-generation
平成16年	236,856	922,355	504,806	—	—
17	238,400	882,762	472,862	—	—
18	296,811	856,113	532,151	—	—
19	298,700	817,055	541,629	—	—
20	322,887	800,097	531,442	—	—
平成18年度	299,203	844,122	534,573	—	—
19	299,414	817,307	539,425	—	—
20年 1～3月	82,479	199,533	139,400	—	—
4～6	81,902	212,321	137,333	—	—
7～9	74,079	197,543	120,671	—	—
10～12	84,427	190,700	134,038	—	—
平成20年1月	28,391	68,477	45,200	—	—
2	22,631	62,750	44,136	—	—
3	31,457	68,306	50,064	—	—
4	33,518	70,067	46,949	—	—
5	26,451	70,634	47,307	—	—
6	21,933	71,620	43,077	—	—
7	13,796	68,491	22,781	—	—
8	28,623	66,847	47,105	—	—
9	31,660	62,205	50,785	—	—
10	27,667	64,739	45,032	—	—
11	30,251	60,934	45,198	—	—
12	26,509	65,027	43,808	—	—
コークス炉ガス Coke oven gas					
平成16年	4,020,660	13,547,281	11,964,208	1,631,672	73,068
17	3,963,273	13,249,206	12,029,443	1,508,363	33,376
18	4,059,261	15,124,500	12,779,920	1,579,708	33,763
19	3,289,250	16,044,394	13,034,804	1,472,719	30,460
20	2,455,376	16,919,757	13,399,660	1,540,814	4,110
平成18年度	4,074,003	15,183,817	12,841,393	1,559,284	33,207
19	2,897,451	16,598,168	13,241,316	1,490,730	27,477
20年 1～3月	616,612	4,257,707	3,377,608	362,028	3,290
4～6	618,798	4,323,986	3,395,548	397,925	236
7～9	622,103	4,232,079	3,401,574	396,166	—
10～12	597,863	4,105,985	3,224,930	384,695	584
平成20年1月	207,730	1,432,518	1,147,569	119,061	2,867
2	197,432	1,366,049	1,091,852	121,175	423
3	211,450	1,459,140	1,138,187	121,792	—
4	201,875	1,412,984	1,110,220	126,311	152
5	211,204	1,474,469	1,159,987	137,527	—
6	205,719	1,436,533	1,125,341	134,087	84
7	214,337	1,458,856	1,140,550	134,068	—
8	206,481	1,407,223	1,145,504	140,677	—
9	201,285	1,366,000	1,115,520	121,421	—
10	211,513	1,424,399	1,150,179	126,376	—
11	199,471	1,356,413	1,065,725	120,547	584
12	186,879	1,325,173	1,009,026	137,772	—
高炉ガス Blast furnace gas					
平成16年	1,823,887	131,086,892	88,874,012	31,451,044	4,670,976
17	1,755,682	129,616,095	87,648,995	31,182,830	3,703,791
18	3,125,734	131,261,773	89,623,409	31,395,647	3,631,747
19	2,968,720	134,459,739	92,314,163	31,112,388	3,312,920
20	2,888,352	133,681,584	94,187,067	32,193,362	3,197,242
平成18年度	3,130,576	131,769,854	88,954,504	30,841,881	3,427,428
19	2,909,824	136,477,466	95,010,715	31,993,751	3,422,321
20年 1～3月	712,075	34,371,118	24,273,498	8,086,332	924,341
4～6	717,804	34,037,530	23,808,281	8,459,369	601,087
7～9	750,463	34,379,882	24,126,364	8,429,045	963,432
10～12	708,010	30,893,054	21,978,924	7,218,616	708,382
平成20年1月	242,910	11,641,992	8,159,983	2,717,267	296,576
2	231,658	10,841,314	7,744,662	2,560,138	309,399
3	237,507	11,887,812	8,368,853	2,808,927	318,366
4	224,780	11,102,610	7,930,279	2,770,959	287,851
5	250,248	11,540,612	8,038,424	2,981,737	28,537
6	242,776	11,394,308	7,839,578	2,706,673	284,699
7	253,286	11,619,655	8,187,376	2,866,688	349,148
8	251,395	11,475,758	8,064,550	2,847,367	306,791
9	245,782	11,284,469	7,874,438	2,714,990	307,493
10	247,662	11,297,260	7,904,110	2,542,657	346,799
11	243,189	10,125,669	7,227,037	2,383,707	257,646
12	217,159	9,470,125	6,847,777	2,292,252	103,937

Consumption ボイラ用及びコージェネレーション用以外に使用したもの for purposes other than boilers and co-generation				払出 Shipments	月末在庫 Inventory	Year, quarter and month
計 Total	原料用 as Materials	直接加熱用 for Direct heating	その他用 for Others			
504,806	471,190	—	33,616	654,917	40,487	C. Y. 2004
472,862	436,665	—	36,197	647,685	40,223	C. Y. 2005
532,151	532,151	—	—	625,462	37,358	C. Y. 2006
541,629	541,629	—	—	579,738	31,741	C. Y. 2007
531,442	521,180	10,262	—	578,398	44,918	C. Y. 2008
534,573	534,573	—	—	615,542	37,300	F. Y. 2006
539,425	537,075	2,350	—	576,236	38,385	F. Y. 2007
139,400	137,050	2,350	—	135,998	38,385	Q1 2008
137,333	134,703	2,630	—	149,607	45,668	Q2
120,671	117,705	2,966	—	148,282	48,338	Q3
134,038	131,722	2,316	—	144,511	44,918	Q4
45,200	44,234	966	—	46,780	36,658	Jan 2008
44,136	43,360	776	—	44,152	33,752	Feb
50,064	49,456	608	—	45,066	38,385	Mar
46,949	46,194	755	—	49,773	45,247	Apr
47,307	46,322	985	—	52,054	42,972	May
43,077	42,187	890	—	47,780	45,668	Jun
22,781	21,740	1,041	—	53,561	51,614	Jul
47,105	46,083	1,022	—	48,533	51,446	Aug
50,785	49,882	903	—	46,188	48,338	Sep
45,032	43,951	1,081	—	50,993	44,720	Oct
45,198	44,362	836	—	44,963	45,744	Nov
43,808	43,409	399	—	48,555	44,918	Dec

Consumption ボイラ用及びコージェネレーション用以外に使用したもの for purposes other than boilers and co-generation				払出 Shipments	月末在庫 Inventory	Year, quarter and month
計 Total	原料用 as Materials	直接加熱用 for Direct heating	その他用 for Others			
10,259,468	10,944	9,956,134	292,390	4,805,554	—	C. Y. 2004
10,487,704	10,450	10,050,188	427,066	4,512,534	—	C. Y. 2005
11,166,449	9,568	10,723,255	433,626	5,783,723	—	C. Y. 2006
11,531,625	8,711	11,094,912	428,002	5,776,510	—	C. Y. 2007
11,854,736	9,005	11,416,155	429,576	5,500,208	—	C. Y. 2008
11,248,902	9,129	10,816,951	422,822	5,818,582	—	F. Y. 2006
11,723,109	9,020	11,276,747	437,342	5,761,593	—	F. Y. 2007
3,012,290	2,480	2,893,274	116,536	1,377,122	—	Q1 2008
2,997,387	2,273	2,889,664	105,450	1,429,741	—	Q2
3,005,408	2,342	2,903,049	100,017	1,331,325	—	Q3
2,839,651	1,910	2,730,168	107,573	1,362,020	—	Q4
1,025,641	862	985,314	39,465	453,983	—	Jan 2008
970,254	821	930,639	38,794	433,234	—	Feb
1,016,395	797	977,321	38,277	489,905	—	Mar
983,757	606	946,445	36,706	465,004	—	Apr
1,022,460	874	981,146	40,440	487,218	—	May
991,170	793	962,073	28,304	477,519	—	Jun
1,006,482	868	972,566	33,048	488,651	—	Jul
1,004,827	809	971,139	32,879	429,165	—	Aug
994,099	665	959,344	34,090	413,509	—	Sep
1,023,803	656	987,172	35,975	442,758	—	Oct
944,594	730	908,345	35,519	452,030	—	Nov
871,254	524	834,651	36,079	467,232	—	Dec

Consumption ボイラ用及びコージェネレーション用以外に使用したもの for purposes other than boilers and co-generation				払出 Shipments	月末在庫 Inventory	Year, quarter and month
計 Total	原料用 as Materials	直接加熱用 for Direct heating	その他用 for Others			
52,751,992	154	48,996,256	3,755,582	40,650,944	—	C. Y. 2004
52,762,374	4	48,744,690	4,017,680	40,133,574	—	C. Y. 2005
54,596,015	2	50,571,532	4,024,481	41,592,987	—	C. Y. 2006
57,888,855	—	53,388,161	4,500,694	42,063,244	—	C. Y. 2007
58,796,463	—	54,492,040	4,304,423	39,879,359	—	C. Y. 2008
54,685,195	2	50,679,061	4,006,132	42,554,039	—	F. Y. 2006
59,594,643	—	54,984,279	4,610,364	41,524,819	—	F. Y. 2007
15,262,825	—	14,100,098	1,162,727	10,149,362	—	Q1 2008
14,747,825	—	13,831,738	916,087	10,034,122	—	Q2
14,733,887	—	13,678,872	1,055,015	10,620,664	—	Q3
14,051,926	—	12,881,332	1,170,594	9,075,211	—	Q4
5,146,140	—	4,770,993	375,147	3,505,816	—	Jan 2008
4,875,125	—	4,488,099	387,026	3,108,479	—	Feb
5,241,560	—	4,841,006	400,554	3,535,067	—	Mar
4,871,469	—	4,524,362	347,107	3,149,776	—	Apr
5,028,150	—	4,684,713	343,437	3,388,791	—	May
4,848,206	—	4,622,663	225,543	3,495,555	—	Jun
4,971,540	—	4,645,621	325,919	3,563,755	—	Jul
4,910,392	—	4,535,142	375,250	3,537,676	—	Aug
4,851,955	—	4,498,109	353,846	3,519,233	—	Sep
5,014,654	—	4,538,862	475,792	3,394,619	—	Oct
4,585,684	—	4,225,608	360,076	2,967,776	—	Nov
4,451,588	—	4,116,862	334,726	2,712,816	—	Dec

転炉ガス		Converter furnace gas			
年・期・月	受入 Receipts	発生・回収 又は生産 Generation, recovery and/or production	消 費		
			合計 Total	ボイラ用 for Boilers	コージェネ レーション用 for Co-generation
平成16年	430,294	9,006,018	6,182,416	2,133,379	366,950
17	454,510	8,725,736	6,026,054	2,192,370	173,214
18	475,108	9,128,508	6,487,293	2,600,824	159,764
19	489,051	9,354,573	6,553,635	2,400,739	194,993
20	449,769	9,386,218	6,709,395	2,480,270	125,479
平成18年度	474,920	9,276,429	6,554,581	2,554,516	173,365
19	492,227	9,397,086	6,627,704	2,436,717	165,054
20年 1~ 3月	118,234	2,381,574	1,688,642	604,819	25,413
4~ 6	118,506	2,406,451	1,721,235	631,984	41,642
7~ 9	111,632	2,423,057	1,739,303	655,421	21,605
10~12	101,397	2,175,136	1,560,215	588,046	36,819
平成20年1月	42,680	807,046	562,054	192,447	19,465
2	35,979	722,373	510,355	178,134	5,835
3	39,575	852,155	616,233	234,238	113
4	38,968	779,784	572,769	208,889	8,313
5	40,085	814,580	580,035	203,952	18,241
6	39,453	812,087	568,431	219,143	15,088
7	40,464	812,689	595,867	242,052	7,543
8	37,405	820,463	583,838	211,890	7,768
9	33,763	789,905	559,598	201,479	6,294
10	35,721	797,546	574,736	217,975	9,959
11	33,765	715,827	521,711	183,161	16,072
12	31,911	661,763	463,768	186,910	10,788

電気炉ガス		Electric furnace gas			
平成16年	348	122,037	67,038	49,653	—
17	3,987	128,791	70,693	48,587	—
18	11,529	152,359	112,727	85,825	—
19	11,162	167,948	118,785	91,352	—
20	12,964	177,906	121,467	87,751	—
平成18年度	11,647	154,576	115,122	88,572	—
19	11,648	165,413	112,642	84,288	—
20年 1~ 3月	3,284	41,940	27,261	18,026	—
4~ 6	3,212	53,209	35,321	27,385	—
7~ 9	3,219	37,000	24,149	17,808	—
10~12	3,249	45,757	34,736	24,532	—
平成20年1月	1,283	14,851	9,234	5,747	—
2	1,016	12,501	7,578	4,689	—
3	985	14,588	10,449	7,590	—
4	1,059	17,285	11,617	8,558	—
5	1,126	17,820	11,714	9,797	—
6	1,027	18,104	11,990	9,030	—
7	1,098	14,605	8,879	6,526	—
8	880	9,625	4,003	2,414	—
9	1,241	12,770	11,267	8,868	—
10	1,238	13,787	11,472	8,017	—
11	1,069	15,509	12,604	9,137	—
12	942	16,461	10,660	7,378	—

天然ガス		Natural gas			
平成16年	334,068	173,842	491,997	104,792	71,063
17	343,519	191,850	511,111	115,340	66,589
18	376,279	181,842	530,821	146,009	69,795
19	422,590	178,664	573,932	189,882	93,370
20	423,194	165,881	560,950	186,898	100,103
平成18年度	390,901	182,895	546,682	164,133	74,013
19	426,222	170,426	570,435	189,062	95,342
20年 1~ 3月	117,197	41,482	149,757	52,738	22,908
4~ 6	95,492	37,839	127,560	44,577	23,565
7~ 9	107,605	45,946	147,245	46,246	26,825
10~12	102,900	40,614	136,388	43,337	26,805
平成20年1月	40,534	15,843	53,416	18,811	8,048
2	40,207	14,895	52,118	18,671	7,811
3	36,456	10,744	44,223	15,256	7,049
4	29,906	8,861	36,811	13,478	6,923
5	33,001	14,577	45,665	15,414	8,113
6	32,585	14,401	45,084	15,685	8,529
7	37,131	15,785	50,734	16,042	9,301
8	35,467	15,556	48,931	15,251	8,736
9	35,007	14,605	47,580	14,953	8,788
10	34,693	13,330	46,020	13,493	9,318
11	33,664	12,317	43,622	14,066	8,733
12	34,543	14,967	46,746	15,778	8,754

単位 Unit : 1000m<sup>3</sup>

Consumption ボイラ用及びコージェネレーション用以外に使用したもの for purposes other than boilers and co-generation				払出 Shipments	月末在庫 Inventory	Year, quarter and month	
計 Total	原料用 as Materials	直接加熱用 for Direct heating	その他用 for Others				
3,682,087	—	3,435,285	246,802	2,882,425	—	C. Y.	2004
3,660,470	—	3,374,826	285,644	2,845,809	—	C. Y.	2005
3,726,705	—	3,365,473	361,232	2,776,760	—	C. Y.	2006
3,957,903	—	3,546,919	410,984	2,931,479	—	C. Y.	2007
4,103,646	—	3,737,943	365,703	2,742,211	—	C. Y.	2008
3,826,700	—	3,450,782	375,918	2,821,007	—	F. Y.	2006
4,025,933	—	3,640,309	385,624	2,883,834	—	F. Y.	2007
1,058,410	—	974,594	83,816	691,480	—	Q1	2008
1,047,609	—	954,710	92,899	710,591	—	Q2	
1,062,277	—	961,779	100,498	720,244	—	Q3	
935,350	—	846,860	88,490	619,896	—	Q4	
350,142	—	322,437	27,705	245,288	—	Jan	2008
326,386	—	304,839	21,547	209,804	—	Feb	
381,882	—	347,318	34,564	236,388	—	Mar	
355,567	—	329,387	26,180	215,642	—	Apr	
357,842	—	320,659	37,183	247,562	—	May	
334,200	—	304,664	29,536	247,387	—	Jun	
346,272	—	314,012	32,260	231,537	—	Jul	
364,180	—	327,837	36,343	246,639	—	Aug	
351,825	—	319,930	31,895	242,068	—	Sep	
346,802	—	317,313	29,489	227,103	—	Oct	
322,478	—	290,257	32,221	205,634	—	Nov	
266,070	—	239,290	26,780	187,159	—	Dec	

単位 Unit : 1000m<sup>3</sup>

17,385	—	17,385	—	55,347	—	C. Y.	2004
22,106	—	22,106	—	62,085	—	C. Y.	2005
26,902	—	26,902	—	51,161	—	C. Y.	2006
27,433	—	27,433	—	60,325	—	C. Y.	2007
33,716	—	33,716	—	69,400	—	C. Y.	2008
26,550	—	26,550	—	51,101	—	F. Y.	2006
28,354	—	28,354	—	64,436	—	F. Y.	2007
9,235	—	9,235	—	17,980	—	Q1	2008
7,936	—	7,936	—	21,100	—	Q2	
6,341	—	6,341	—	16,050	—	Q3	
10,204	—	10,204	—	14,270	—	Q4	
3,487	—	3,487	—	6,903	—	Jan	2008
2,889	—	2,889	—	5,953	—	Feb	
2,859	—	2,859	—	5,124	—	Mar	
3,059	—	3,059	—	6,727	—	Apr	
1,917	—	1,917	—	7,232	—	May	
2,960	—	2,960	—	7,141	—	Jun	
2,353	—	2,353	—	6,804	—	Jul	
1,589	—	1,589	—	6,502	—	Aug	
2,399	—	2,399	—	2,744	—	Sep	
3,455	—	3,455	—	3,553	—	Oct	
3,467	—	3,467	—	3,974	—	Nov	
3,282	—	3,282	—	6,743	—	Dec	

単位 Unit : 1000m<sup>3</sup>

316,142	123,911	169,338	22,893	21,162	—	C. Y.	2004
329,182	127,240	177,050	24,892	24,705	—	C. Y.	2005
315,017	120,336	167,809	26,872	28,282	—	C. Y.	2006
290,680	104,430	156,987	29,263	28,149	—	C. Y.	2007
273,949	97,861	146,242	29,846	28,961	—	C. Y.	2008
308,536	116,765	162,802	28,969	28,019	—	F. Y.	2006
286,031	100,887	156,010	29,134	27,040	—	F. Y.	2007
74,111	23,382	41,617	9,112	9,139	—	Q1	2008
59,418	20,362	32,858	6,198	5,984	—	Q2	
74,174	29,065	37,384	7,725	6,527	—	Q3	
66,246	25,052	34,383	6,811	7,311	—	Q4	
26,557	9,039	14,441	3,077	3,038	—	Jan	2008
25,636	8,237	14,144	3,255	3,053	—	Feb	
21,918	6,106	13,032	2,780	3,048	—	Mar	
16,410	4,619	10,254	1,537	2,026	—	Apr	
22,138	8,203	11,503	2,432	1,989	—	May	
20,870	7,540	11,101	2,229	1,969	—	Jun	
25,391	9,835	13,398	2,158	2,258	—	Jul	
24,944	10,070	11,937	2,937	2,165	—	Aug	
23,839	9,160	12,049	2,630	2,104	—	Sep	
23,209	9,072	11,957	2,180	2,076	—	Oct	
20,823	7,673	11,176	1,974	2,398	—	Nov	
22,214	8,307	11,250	2,657	2,837	—	Dec	

年・期・月	受入 Receipts	発生・回収 又は生産 Generation, recovery and/or production	LNG		
			合計 Total	消 ボイラ用 for Boilers	費 コージェネ レーション用 for Co-generation
平成16年	1,297,558	—	1,120,531	169,036	87,495
17	1,494,472	—	1,278,543	248,208	124,342
18	1,479,798	—	1,321,068	224,977	172,578
19	1,644,146	—	1,366,909	191,692	201,846
20	1,660,973	—	1,452,251	221,183	232,551
平成18年度	1,488,999	—	1,295,870	198,012	179,007
19	1,650,784	—	1,414,159	204,437	207,557
20年 1～3月	401,282	—	363,052	54,706	53,386
4～6	468,030	—	361,756	49,531	53,700
7～9	413,585	—	382,327	55,031	65,986
10～12	378,076	—	345,116	61,915	59,479
平成20年1月	132,683	—	126,836	18,821	17,387
2	128,500	—	121,406	18,510	17,941
3	140,099	—	114,810	17,375	18,058
4	139,214	—	115,212	16,023	17,134
5	178,916	—	124,606	17,011	17,295
6	149,900	—	121,938	16,497	19,271
7	133,273	—	135,641	18,728	25,343
8	135,832	—	124,772	17,477	20,861
9	144,480	—	121,914	18,826	19,782
10	138,133	—	128,281	19,931	20,954
11	114,714	—	105,349	21,092	19,444
12	125,229	—	111,486	20,892	19,081

年・期・月	受入 Receipts	発生・回収 又は生産 Generation, recovery and/or production	都市ガス(A) Town gas(A)		
			合計 Total	消 ボイラ用 for Boilers	費 コージェネ レーション用 for Co-generation
平成16年	3,586,637	—	3,586,870	682,957	1,299,998
17	4,049,390	—	4,049,334	799,285	1,495,956
18	4,925,161	—	4,927,429	1,026,412	1,735,715
19	5,499,872	—	5,500,111	1,269,996	1,820,263
20	5,522,765	—	5,523,067	1,243,035	1,694,726
平成18年度	5,080,320	—	5,082,599	1,078,090	1,743,168
19	5,609,726	—	5,610,044	1,299,435	1,822,258
20年 1～3月	1,501,096	—	1,501,405	364,931	449,510
4～6	1,335,928	—	1,335,929	286,319	408,173
7～9	1,407,989	—	1,407,985	299,754	444,806
10～12	1,277,752	—	1,277,748	292,031	392,237
平成20年1月	499,407	—	499,394	129,132	146,373
2	507,583	—	507,905	127,803	151,503
3	494,106	—	494,106	107,996	151,634
4	452,333	—	452,331	103,192	137,064
5	426,695	—	426,696	87,475	130,464
6	456,900	—	456,902	95,652	140,645
7	486,166	—	486,162	104,874	155,091
8	442,178	—	442,180	94,978	137,317
9	479,645	—	479,643	99,902	152,398
10	451,104	—	451,099	94,062	137,294
11	425,723	—	425,723	100,858	128,152
12	400,925	—	400,926	97,111	126,791

年・期・月	受入 Receipts	発生・回収 又は生産 Generation, recovery and/or production	都市ガス(B) Town gas(B)		
			合計 Total	消 ボイラ用 for Boilers	費 コージェネ レーション用 for Co-generation
平成16年	3,876,597	—	3,876,402	744,722	1,423,219
17	4,380,145	—	4,380,043	856,315	1,623,664
18	5,338,958	—	5,341,467	1,100,809	1,882,973
19	5,998,076	—	5,998,243	1,376,858	1,986,591
20	6,029,930	—	6,030,161	1,347,436	1,851,843
平成18年度	5,506,668	—	5,509,175	1,158,074	1,887,747
19	6,129,538	—	6,129,788	1,410,547	1,993,540
20年 1～3月	1,638,597	—	1,638,906	395,228	491,470
4～6	1,456,499	—	1,456,471	309,007	445,831
7～9	1,538,211	—	1,538,185	325,902	485,948
10～12	1,396,624	—	1,396,599	317,299	428,594
平成20年1月	545,143	—	545,132	139,885	160,049
2	554,312	—	554,650	138,509	165,721
3	539,142	—	539,124	116,834	165,700
4	493,221	—	493,218	111,554	149,689
5	464,921	—	464,900	94,131	142,555
6	498,357	—	498,353	103,322	153,587
7	530,718	—	530,692	113,808	169,433
8	483,071	—	483,071	103,348	149,954
9	524,422	—	524,422	108,746	166,561
10	493,168	—	493,152	102,223	149,977
11	465,007	—	464,995	109,337	139,982
12	438,449	—	438,452	105,739	138,635

単位 Unit : t

Consumption ボイラ用及びコージェネレーション用以外に使用したもの for purposes other than boilers and co-generation				払出 Shipments	月末在庫 Inventory	Year, quarter and month	
計 Total	原料用 as Materials	直接加熱用 for Direct heating	その他用 for Others				
864,000	197,740	611,384	54,876	191,030	19,431	C. Y.	2004
905,993	197,060	652,702	56,231	189,633	45,735	C. Y.	2005
923,513	213,480	636,736	73,297	190,046	14,883	C. Y.	2006
973,371	237,821	667,749	67,801	249,642	41,997	C. Y.	2007
998,517	252,965	677,653	67,899	236,002	14,123	C. Y.	2008
918,851	212,709	634,761	71,381	190,129	39,141	F. Y.	2006
1,002,165	249,368	682,441	70,356	258,330	16,737	F. Y.	2007
254,960	65,462	170,088	19,410	63,416	16,737	Q1	2008
258,525	70,076	171,375	17,074	54,405	68,589	Q2	
261,310	71,128	173,373	16,809	60,766	38,812	Q3	
223,722	46,299	162,817	14,606	57,415	14,123	Q4	
90,628	24,228	59,361	7,039	22,354	25,364	Jan	2008
84,955	22,192	56,175	6,588	21,302	11,214	Feb	
79,377	19,042	54,552	5,783	19,760	16,737	Mar	
82,055	20,186	56,255	5,614	17,237	23,496	Apr	
90,300	25,251	59,125	5,924	19,019	58,787	May	
86,170	24,639	55,995	5,536	18,149	68,589	Jun	
91,570	24,804	60,076	6,690	22,299	43,863	Jul	
86,434	24,011	57,495	4,928	20,005	34,760	Aug	
83,306	22,313	55,802	5,191	18,462	38,812	Sep	
87,396	21,396	60,643	5,357	21,422	27,129	Oct	
64,813	7,978	51,944	4,891	20,350	16,100	Nov	
71,513	16,925	50,230	4,358	15,643	14,123	Dec	

単位 Unit : 1000m<sup>3</sup>

1,603,915	—	1,326,291	277,624	—	—	C. Y.	2004
1,754,093	—	1,456,780	297,313	—	—	C. Y.	2005
2,165,302	—	1,822,102	343,200	—	—	C. Y.	2006
2,409,852	—	2,042,765	367,087	—	—	C. Y.	2007
2,585,306	—	2,172,609	412,697	—	—	C. Y.	2008
2,261,341	—	1,914,257	347,084	—	—	F. Y.	2006
2,488,351	—	2,097,833	389,698	—	—	F. Y.	2007
686,964	—	565,933	121,031	—	—	Q1	2008
641,437	—	549,210	92,227	—	—	Q2	
663,425	—	554,570	108,855	—	—	Q3	
593,480	—	502,896	90,584	—	—	Q4	
223,889	—	181,564	42,325	—	—	Jan	2008
228,599	—	186,099	42,500	—	—	Feb	
234,476	—	198,270	36,206	—	—	Mar	
212,075	—	181,676	30,399	—	—	Apr	
208,757	—	180,705	28,052	—	—	May	
220,605	—	186,829	33,776	—	—	Jun	
226,197	—	186,226	39,971	—	—	Jul	
209,885	—	176,518	33,367	—	—	Aug	
227,343	—	191,826	35,517	—	—	Sep	
219,743	—	192,154	27,589	—	—	Oct	
196,713	—	167,994	28,719	—	—	Nov	
177,024	—	142,748	34,276	—	—	Dec	

単位 Unit : 1000m<sup>3</sup>

1,708,461	—	1,409,304	299,157	—	—	C. Y.	2004
1,900,064	—	1,575,555	324,509	—	—	C. Y.	2005
2,357,685	—	1,984,635	373,050	—	—	C. Y.	2006
2,634,794	—	2,233,293	401,501	—	—	C. Y.	2007
2,830,882	—	2,377,248	453,634	—	—	C. Y.	2008
2,463,354	—	2,085,353	378,001	—	—	F. Y.	2006
2,725,700	—	2,298,688	427,012	—	—	F. Y.	2007
752,208	—	619,383	132,825	—	—	Q1	2008
701,633	—	600,202	101,431	—	—	Q2	
726,335	—	606,511	119,824	—	—	Q3	
650,707	—	551,152	99,554	—	—	Q4	
245,198	—	198,813	46,385	—	—	Jan	2008
250,420	—	203,724	46,696	—	—	Feb	
256,590	—	216,846	39,744	—	—	Mar	
231,975	—	198,526	33,449	—	—	Apr	
228,214	—	197,385	30,829	—	—	May	
241,444	—	204,291	37,153	—	—	Jun	
247,451	—	203,479	43,972	—	—	Jul	
229,769	—	193,046	36,723	—	—	Aug	
249,115	—	209,986	39,129	—	—	Sep	
240,952	—	210,600	30,352	—	—	Oct	
215,676	—	184,100	31,576	—	—	Nov	
194,078	—	156,452	37,626	—	—	Dec	

回収黒液		Black liquor		消 費		
年・期・月	受入	発生・回収 又は生産 Generation, recovery and/or production	合計	ボイラ用	コージェネ レーション用	
	Receipts		Total	for Boilers	for Co-generation	
平成16年	14,504,703	—	14,504,857	14,504,857	—	—
17	14,072,411	—	14,072,736	14,072,736	—	—
18	13,962,063	—	13,961,964	13,961,964	—	—
19	14,279,206	—	14,278,887	14,278,887	—	—
20	14,108,223	—	14,108,776	14,108,776	—	—
平成18年度	14,025,473	—	14,025,644	14,025,644	—	—
19	14,412,424	—	14,411,989	14,411,989	—	—
20年 1～3月	3,778,425	—	3,778,190	3,778,190	—	—
4～6	3,512,959	—	3,513,596	3,513,596	—	—
7～9	3,636,364	—	3,636,304	3,636,304	—	—
10～12	3,180,475	—	3,180,686	3,180,686	—	—
平成20年1月	1,277,799	—	1,278,480	1,278,480	—	—
2	1,226,581	—	1,226,359	1,226,359	—	—
3	1,274,045	—	1,273,351	1,273,351	—	—
4	1,131,112	—	1,131,751	1,131,751	—	—
5	1,208,126	—	1,207,752	1,207,752	—	—
6	1,173,721	—	1,174,093	1,174,093	—	—
7	1,234,428	—	1,234,218	1,234,218	—	—
8	1,192,684	—	1,192,153	1,192,153	—	—
9	1,209,252	—	1,209,933	1,209,933	—	—
10	1,175,435	—	1,175,473	1,175,473	—	—
11	1,060,761	—	1,060,611	1,060,611	—	—
12	944,279	—	944,602	944,602	—	—
酸素		Oxygen				
平成16年	6,557,010	3,795,018	9,776,043	—	—	—
17	6,594,888	3,845,602	9,763,760	—	—	—
18	6,822,134	3,977,910	10,110,261	—	—	—
19	7,098,888	4,268,610	10,726,492	—	—	—
20	7,013,482	4,030,938	10,429,226	—	—	—
平成18年度	6,850,437	4,080,355	10,258,925	—	—	—
19	7,205,828	4,270,995	10,849,075	—	—	—
20年 1～3月	1,834,643	1,052,642	2,740,138	—	—	—
4～6	1,818,164	1,046,440	2,716,921	—	—	—
7～9	1,807,494	1,056,782	2,702,126	—	—	—
10～12	1,553,181	875,074	2,270,041	—	—	—
平成20年1月	623,170	348,138	922,758	—	—	—
2	572,217	327,064	851,518	—	—	—
3	639,256	377,440	965,862	—	—	—
4	581,216	340,717	878,309	—	—	—
5	624,899	357,965	928,846	—	—	—
6	612,049	347,758	909,766	—	—	—
7	612,010	360,427	914,401	—	—	—
8	608,031	349,989	904,430	—	—	—
9	587,453	346,366	883,295	—	—	—
10	600,167	341,305	890,330	—	—	—
11	523,439	288,020	762,373	—	—	—
12	429,575	245,749	617,338	—	—	—
廃材		Waste material				
平成16年	760,636	—	757,564	756,622	—	—
17	1,038,780	—	1,035,191	1,034,377	—	—
18	1,282,071	—	1,275,119	1,272,511	—	—
19	1,509,700	—	1,511,449	1,509,961	—	—
20	1,855,557	—	1,830,980	1,826,945	—	—
平成18年度	1,366,380	—	1,361,345	1,359,103	—	—
19	1,563,869	—	1,567,685	1,566,327	—	—
20年 1～3月	418,611	—	425,880	425,509	—	—
4～6	432,258	—	427,554	427,381	—	—
7～9	515,528	—	489,070	488,823	—	—
10～12	489,160	—	488,476	485,232	—	—
平成20年1月	130,352	—	131,121	130,976	—	—
2	141,520	—	145,115	144,971	—	—
3	146,739	—	149,644	149,562	—	—
4	144,776	—	142,660	142,596	—	—
5	139,835	—	138,905	138,849	—	—
6	147,647	—	145,989	145,936	—	—
7	158,211	—	158,802	158,749	—	—
8	176,288	—	160,830	160,740	—	—
9	181,029	—	169,438	169,334	—	—
10	161,127	—	158,197	157,681	—	—
11	164,686	—	171,858	170,312	—	—
12	163,347	—	158,421	157,239	—	—

単位 Unit : 絶乾 t

Consumption ボイラ用及びコージェネレーション用以外に使用したもの for purposes other than boilers and co-generation				払出 Shipments	月末在庫 Inventory	Year, quarter and month	
計 Total	原料用 as Materials	直接加熱用 for Direct heating	その他用 for Others				
—	—	—	—	—	3,278	C. Y.	2004
—	—	—	—	—	2,956	C. Y.	2005
—	—	—	—	—	3,076	C. Y.	2006
—	—	—	—	—	3,395	C. Y.	2007
—	—	—	—	—	2,809	C. Y.	2008
—	—	—	—	—	3,195	F. Y.	2006
—	—	—	—	—	3,630	F. Y.	2007
—	—	—	—	—	3,630	Q1	2008
—	—	—	—	—	2,960	Q2	
—	—	—	—	—	3,020	Q3	
—	—	—	—	—	2,809	Q4	
—	—	—	—	—	2,714	Jan	2008
—	—	—	—	—	2,936	Feb	
—	—	—	—	—	3,630	Mar	
—	—	—	—	—	2,991	Apr	
—	—	—	—	—	3,332	May	
—	—	—	—	—	2,960	Jun	
—	—	—	—	—	3,170	Jul	
—	—	—	—	—	3,701	Aug	
—	—	—	—	—	3,020	Sep	
—	—	—	—	—	2,982	Oct	
—	—	—	—	—	3,132	Nov	
—	—	—	—	—	2,809	Dec	

単位 Unit : 1000Nm<sup>3</sup>

9,776,043	—	8,922,801	853,242	352,473	1,762	C. Y.	2004
9,763,760	—	8,917,475	846,285	432,950	1,803	C. Y.	2005
10,110,261	—	9,233,678	876,583	463,672	1,607	C. Y.	2006
10,726,492	—	9,764,345	962,147	473,294	1,384	C. Y.	2007
10,429,226	—	9,447,052	982,174	469,519	1,591	C. Y.	2008
10,258,925	—	9,352,565	906,360	472,314	1,507	F. Y.	2006
10,849,075	—	9,881,085	967,990	474,817	1,616	F. Y.	2007
2,740,138	—	2,493,741	246,397	118,363	1,616	Q1	2008
2,716,921	—	2,470,290	246,631	116,618	1,468	Q2	
2,702,126	—	2,448,222	253,904	124,089	2,163	Q3	
2,270,041	—	2,034,799	235,242	110,449	1,591	Q4	
922,758	—	841,233	81,525	39,629	1,502	Jan	2008
851,518	—	772,923	78,595	37,356	1,572	Feb	
965,862	—	879,585	86,277	41,378	1,616	Mar	
878,309	—	797,335	80,974	36,654	1,465	Apr	
928,846	—	846,563	82,283	40,054	1,451	May	
909,766	—	826,392	83,374	39,910	1,468	Jun	
914,401	—	830,794	83,607	41,419	1,361	Jul	
904,430	—	820,372	84,058	41,875	1,886	Aug	
883,295	—	797,056	86,239	40,795	2,163	Sep	
890,330	—	801,912	88,418	41,955	1,607	Oct	
762,373	—	680,668	81,705	35,537	1,440	Nov	
617,338	—	552,219	65,119	32,957	1,591	Dec	

単位 Unit : 絶乾 t

942	—	—	942	—	4,688	C. Y.	2004
814	—	—	814	—	8,855	C. Y.	2005
2,608	—	—	2,608	—	14,477	C. Y.	2006
1,488	—	—	1,488	—	13,337	C. Y.	2007
4,035	—	2,977	1,058	—	41,461	C. Y.	2008
2,242	—	—	2,242	—	9,881	F. Y.	2006
1,358	—	—	1,358	—	8,837	F. Y.	2007
371	—	—	371	—	8,837	Q1	2008
173	—	—	173	—	14,313	Q2	
247	—	19	228	—	40,780	Q3	
3,244	—	2,958	286	—	41,461	Q4	
145	—	—	145	—	12,579	Jan	2008
144	—	—	144	—	11,743	Feb	
82	—	—	82	—	8,837	Mar	
64	—	—	64	—	11,724	Apr	
56	—	—	56	—	13,982	May	
53	—	—	53	—	14,313	Jun	
53	—	—	53	—	13,729	Jul	
90	—	—	90	—	29,188	Aug	
104	—	19	85	—	40,780	Sep	
516	—	402	114	—	43,709	Oct	
1,546	—	1,440	106	—	36,535	Nov	
1,182	—	1,116	66	—	41,461	Dec	

年・期・月	受入 Receipts	発生・回収 又は生産 Generation, recovery and/or production	Used tires		
			合計 Total	消 ボイラ用 for Boilers	費 コージェネ レーション用 for Co-generation
平成16年	264,856	—	268,218	55,668	—
17	291,638	—	285,161	87,402	—
18	376,438	—	378,482	212,808	—
19	378,599	—	362,739	214,563	—
20	361,329	—	369,351	234,041	—
平成18年度	388,230	—	387,523	227,297	—
19	366,944	—	362,087	216,197	—
20年 1～3月	80,902	—	93,726	57,660	—
4～6	93,153	—	89,467	55,899	—
7～9	93,862	—	92,983	60,876	—
10～12	93,412	—	93,175	59,606	—
平成20年1月	25,539	—	29,237	18,644	—
2	27,562	—	30,983	18,853	—
3	27,801	—	33,506	20,163	—
4	29,124	—	26,544	14,909	—
5	32,874	—	28,772	19,607	—
6	31,155	—	34,151	21,383	—
7	34,316	—	31,950	20,770	—
8	30,516	—	29,313	19,104	—
9	29,030	—	31,720	21,002	—
10	29,237	—	30,812	19,655	—
11	30,552	—	28,997	18,601	—
12	33,623	—	33,366	21,350	—

単位 Unit : t

Consumption ボイラ用及びコージェネレーション用以外に使用したもの for purposes other than boilers and co-generation				払出 Shipments	月末在庫 Inventory	Year, quarter and month	
計 Total	原料用 as Materials	直接加熱用 for Direct heating	その他用 for Others				
212,550	—	209,758	2,792	31	13,280	C. Y.	2004
197,759	—	191,247	6,512	—	20,339	C. Y.	2005
165,674	—	160,331	5,343	—	18,243	C. Y.	2006
148,176	—	144,230	3,946	—	34,265	C. Y.	2007
135,310	—	129,806	5,504	—	28,577	C. Y.	2008
160,226	—	155,462	4,764	—	16,420	F. Y.	2006
145,890	—	141,297	4,593	—	23,670	F. Y.	2007
36,066	—	34,589	1,477	—	23,670	Q1	2008
33,568	—	32,264	1,304	—	27,458	Q2	
32,107	—	31,126	981	—	28,335	Q3	
33,569	—	31,827	1,742	—	28,577	Q4	
10,593	—	10,214	379	—	32,799	Jan	2008
12,130	—	11,468	662	—	29,374	Feb	
13,343	—	12,907	436	—	23,670	Mar	
11,635	—	11,145	490	—	26,335	Apr	
9,165	—	8,826	339	—	30,452	May	
12,768	—	12,293	475	—	27,458	Jun	
11,180	—	10,700	480	—	29,824	Jul	
10,209	—	10,050	159	—	31,027	Aug	
10,718	—	10,376	342	—	28,335	Sep	
11,157	—	10,913	244	—	26,760	Oct	
10,396	—	9,861	535	—	28,320	Nov	
12,016	—	11,053	963	—	28,577	Dec	

燃料受払 Fuel input / output  
 パルプ・紙・板紙 Pulp, Paper, Paperboard

② パルプ・紙・板紙工業 Pulp, Paper, Paperboard

合計(原油換算)		Total(Crude petroleum equivalent)						単位 Unit : kl	
年・期・月	受入 Receipts	消費			Consumption			払出 Shipments	月末在庫 Inventory
		合計 Total	ボイラ用 for Boilers	コージェネ レーション用 for Co-generation	ボイラ用及びコージェネレーション用以外に使用したものの 計 Total	直接加熱用 for Direct heating	その他用 for Other		
平成16年	15,123,982	14,436,554	13,304,460	633,448	498,645	448,263	50,382	428,969	732,051
17	14,393,487	13,977,984	12,865,137	608,597	504,250	452,318	51,932	452,988	693,872
18	14,080,202	13,757,114	12,637,046	602,476	517,592	465,683	51,908	426,484	590,090
19	13,881,775	13,527,346	12,380,129	632,781	514,436	460,162	54,274	313,174	631,651
20	13,242,297	13,071,580	11,970,614	586,696	514,270	457,302	56,969	204,469	570,373
平成18年度	14,174,324	13,643,054	12,534,404	591,717	516,933	465,374	51,559	405,895	714,920
19	13,694,827	13,560,132	12,404,213	639,789	516,130	459,657	56,474	291,306	533,412
20年1~3月	3,491,710	3,500,157	3,211,993	153,719	134,445	119,504	14,940	64,746	533,412
4~6	3,452,769	3,234,926	2,958,889	145,854	130,183	115,456	14,726	45,992	703,607
7~9	3,249,551	3,266,383	2,989,476	146,494	130,413	115,677	14,736	51,528	634,531
10~12	3,048,267	3,070,114	2,810,255	140,629	119,230	106,664	12,566	42,203	570,373
平成20年1月	1,197,954	1,171,996	1,078,211	48,328	45,458	40,434	5,024	26,180	616,432
2	1,144,745	1,146,990	1,051,641	51,461	43,888	39,120	4,768	19,616	584,522
3	1,149,011	1,181,171	1,082,141	53,930	45,099	39,951	5,149	18,950	533,412
4	1,209,400	1,071,728	980,801	49,773	41,154	36,422	4,732	15,509	655,971
5	1,150,325	1,078,329	988,033	45,771	44,526	39,554	4,972	15,802	710,662
6	1,093,044	1,084,869	990,056	50,311	44,503	39,480	5,023	14,681	703,607
7	1,110,486	1,105,935	1,012,302	49,896	43,736	38,878	4,858	14,515	692,919
8	1,107,038	1,082,411	992,530	46,895	42,986	37,655	5,330	15,187	702,456
9	1,032,027	1,078,037	984,644	49,702	43,691	39,144	4,547	21,826	634,531
10	1,088,907	1,067,317	975,352	48,678	43,288	38,953	4,335	13,672	642,319
11	1,017,749	1,020,606	933,831	46,946	39,830	35,665	4,164	13,247	626,236
12	941,612	982,191	901,072	45,006	36,113	32,046	4,067	15,284	570,373

石油系燃料(原油換算)		Oil based fuels(Crude petroleum equivalent)						単位 Unit : kl	
平成16年	5,205,461	4,912,129	4,180,487	251,590	480,052	431,497	48,555	296,515	149,537
17	4,770,890	4,467,041	3,771,592	211,111	484,339	435,593	48,746	300,543	152,054
18	4,187,199	3,893,935	3,281,588	127,363	484,985	438,317	46,668	281,801	163,722
19	3,407,693	3,246,345	2,716,693	62,502	467,151	419,597	47,553	177,720	147,201
20	2,584,097	2,507,499	1,998,425	44,116	464,958	415,167	49,791	93,610	126,709
平成18年度	3,909,389	3,672,690	3,093,642	99,740	479,308	433,422	45,885	249,822	155,599
19	3,273,787	3,106,149	2,579,886	57,476	468,787	419,254	49,533	172,397	149,636
20年1~3月	749,573	710,375	577,127	11,100	122,148	109,030	13,118	35,505	149,636
4~6	680,565	645,303	516,484	10,117	118,702	105,619	13,083	22,769	160,160
7~9	582,598	591,796	461,201	11,494	119,101	106,202	12,898	18,495	132,280
10~12	571,361	560,025	443,613	11,405	105,007	94,315	10,692	16,842	126,709
平成20年1月	262,779	250,702	205,574	3,588	41,539	37,165	4,374	16,521	141,492
2	241,352	236,626	193,039	3,820	39,768	35,605	4,163	10,250	135,973
3	245,441	223,047	178,514	3,692	40,841	36,260	4,581	8,733	149,636
4	219,613	210,569	169,378	3,787	37,404	33,210	4,195	8,796	149,957
5	230,122	212,110	169,424	2,026	40,660	36,235	4,424	7,669	158,254
6	230,830	222,625	177,683	4,304	40,637	36,174	4,464	6,304	160,160
7	201,852	204,544	160,328	4,033	40,183	35,923	4,260	5,539	151,733
8	203,783	200,495	157,437	3,704	39,355	34,627	4,728	6,909	148,205
9	176,964	186,757	143,436	3,758	39,563	35,652	3,911	6,048	132,280
10	213,198	208,893	166,363	3,822	38,709	35,013	3,695	5,490	131,003
11	183,752	178,974	140,362	3,756	34,856	31,328	3,528	5,166	130,638
12	174,412	172,157	136,888	3,827	31,442	27,974	3,468	6,186	126,709

ガソリン		Gasoline						単位 Unit : kl	
平成16年	228	230	—	—	230	—	230	—	3
17	147	147	—	—	147	—	147	—	3
18	131	133	—	—	133	—	133	—	1
19	250	246	—	—	246	—	246	—	5
20	219	220	—	—	220	—	220	—	4
平成18年度	162	162	—	—	162	—	162	—	1
19	242	242	—	—	242	—	242	—	1
20年1~3月	55	59	—	—	59	—	59	—	1
4~6	60	57	—	—	57	—	57	—	4
7~9	53	53	—	—	53	—	53	—	4
10~12	51	51	—	—	51	—	51	—	4
平成20年1月	17	20	—	—	20	—	20	—	2
2	21	19	—	—	19	—	19	—	4
3	17	20	—	—	20	—	20	—	1
4	24	20	—	—	20	—	20	—	5
5	16	19	—	—	19	—	19	—	2
6	20	18	—	—	18	—	18	—	4
7	20	19	—	—	19	—	19	—	5
8	14	16	—	—	16	—	16	—	3
9	19	18	—	—	18	—	18	—	4
10	19	19	—	—	19	—	19	—	4
11	14	16	—	—	16	—	16	—	2
12	18	16	—	—	16	—	16	—	4

灯油		Kerosene					単位 Unit : kl				
受入 Receipts	消費 費				Consumption			払出 Shipments	月末在庫 Inventory	Year, quarter and month	
	合計 Total	ボイラ用 for Boilers	コージェネ レーション用 for Co-generation	ボイラ用及びコージェネレーション用以外に使用したもの for purposes other than boilers and Co-generation							
				計 Total	直接加熱用 for Direct heating	その他用 for Other					
153,245	152,793	22,142			28,646	20,977	7,669	34	3,499	C. Y. 2004	
144,909	144,797	18,595			98,783	27,419	7,966	57	3,544	C. Y. 2005	
109,971	111,366	13,248			63,884	34,234	7,291	152	2,228	C. Y. 2006	
68,040	68,297	7,038			35,062	26,197	20,211	—	1,922	C. Y. 2007	
67,357	67,298	3,769			38,894	24,635	19,158	85	1,890	C. Y. 2008	
87,123	88,522	8,314			49,272	30,936	23,937	152	1,995	F. Y. 2006	
68,214	68,234	7,265			34,478	26,491	20,603	44	1,929	F. Y. 2007	
16,633	16,581	848			8,866	6,867	5,415	44	1,929	Q1 2008	
15,700	15,734	1,109			7,986	6,639	5,346	17	1,879	Q2 2008	
17,386	17,456	916			10,796	5,744	4,313	14	1,795	Q3 2008	
17,638	17,527	896			11,246	5,385	4,084	10	1,890	Q4 2008	
5,217	5,381	354			2,804	2,223	1,753	42	1,714	Jan 2008	
5,638	5,567	290			3,058	2,219	1,741	—	1,784	Feb 2008	
5,778	5,633	204			3,004	2,425	1,921	2	1,929	Mar 2008	
5,599	5,714	297			3,260	2,157	1,718	5	1,809	Apr 2008	
3,863	3,687	410			1,036	2,241	1,814	6	1,978	May 2008	
6,238	6,333	402			3,690	2,241	1,814	6	1,879	Jun 2008	
6,099	5,986	156			3,808	2,022	1,531	4	1,988	Jul 2008	
5,562	5,746	677			3,262	1,807	1,327	8	1,795	Aug 2008	
5,725	5,724	83			3,726	1,915	1,455	2	1,795	Sep 2008	
6,054	5,982	327			3,870	1,785	1,369	4	1,865	Oct 2008	
5,558	5,700	199			3,750	1,751	1,372	2	1,726	Nov 2008	
6,026	5,845	370			3,626	1,849	1,343	4	1,890	Dec 2008	

軽油		Gas oil					単位 Unit : kl				
2,559	2,586	—	—	—	2,586	12	2,574	8	24	C. Y. 2004	
2,421	2,422	—	—	—	2,422	12	2,410	—	26	C. Y. 2005	
2,568	2,572	—	32	—	2,540	62	2,478	—	19	C. Y. 2006	
3,281	3,285	—	237	—	3,048	59	2,989	—	26	C. Y. 2007	
3,626	3,631	18	326	—	3,287	59	3,228	—	32	C. Y. 2008	
2,689	2,698	—	35	—	2,663	60	2,603	—	13	F. Y. 2006	
3,486	3,480	6	303	—	3,171	59	3,112	—	27	F. Y. 2007	
911	910	6	73	—	831	14	817	—	27	Q1 2008	
918	922	4	85	—	833	15	818	—	26	Q2 2008	
905	904	6	93	—	805	14	791	—	30	Q3 2008	
892	895	2	75	—	818	16	802	—	32	Q4 2008	
298	292	3	22	—	267	4	263	—	32	Jan 2008	
299	303	1	22	—	280	5	275	—	28	Feb 2008	
314	315	2	29	—	284	5	279	—	27	Mar 2008	
303	305	2	27	—	276	5	271	—	26	Apr 2008	
317	313	2	28	—	283	5	278	—	31	May 2008	
298	304	—	30	—	274	5	269	—	26	Jun 2008	
314	303	3	33	—	267	4	263	—	38	Jul 2008	
285	302	3	31	—	268	5	263	—	22	Aug 2008	
306	299	—	29	—	270	5	265	—	30	Sep 2008	
301	306	2	26	—	278	6	272	—	26	Oct 2008	
289	291	—	25	—	266	5	261	—	28	Nov 2008	
302	298	—	24	—	274	5	269	—	32	Dec 2008	

重油計		Heavy fuel oil total					単位 Unit : kl				
4,369,500	4,101,380	3,577,213	148,792	—	375,375	344,312	31,063	271,641	132,593	C. Y. 2004	
4,043,111	3,764,874	3,279,356	112,346	—	373,172	344,604	28,568	275,288	135,051	C. Y. 2005	
3,549,186	3,279,398	2,847,552	63,760	—	368,086	341,547	26,539	258,038	146,794	C. Y. 2006	
2,902,129	2,754,059	2,365,147	27,450	—	361,462	333,887	27,575	162,824	132,024	C. Y. 2007	
2,185,226	2,116,024	1,749,326	6,838	—	359,860	335,814	24,046	86,417	112,853	C. Y. 2008	
3,327,164	3,109,322	2,691,905	50,543	—	366,874	340,870	26,004	228,743	139,625	F. Y. 2006	
2,790,113	2,636,249	2,250,190	23,273	—	362,786	334,186	28,600	158,180	135,461	F. Y. 2007	
642,427	606,337	508,332	2,594	—	95,411	88,062	7,349	32,762	135,461	Q1 2008	
577,654	548,763	455,080	2,436	—	91,247	85,106	6,141	21,025	141,502	Q2 2008	
487,802	495,243	401,149	1,148	—	92,946	86,546	6,400	17,077	116,802	Q3 2008	
477,343	465,681	384,765	660	—	80,256	76,100	4,156	15,553	112,853	Q4 2008	
226,671	215,885	181,944	898	—	33,043	30,478	2,565	15,224	127,677	Jan 2008	
206,688	202,497	170,505	889	—	31,103	28,726	2,377	9,470	122,410	Feb 2008	
209,068	187,955	155,883	807	—	31,265	28,858	2,407	8,068	135,461	Mar 2008	
185,530	179,380	149,750	662	—	28,968	26,992	1,976	8,123	133,551	Apr 2008	
196,703	180,743	148,586	1,006	—	31,151	29,117	2,034	7,082	140,538	May 2008	
195,421	188,640	156,744	768	—	31,128	28,997	2,131	5,820	141,502	Jun 2008	
169,347	171,693	139,878	380	—	31,435	29,371	2,064	5,114	133,859	Jul 2008	
171,607	167,756	136,246	574	—	30,936	28,467	2,469	6,376	131,414	Aug 2008	
146,848	155,794	125,025	194	—	30,575	28,708	1,867	5,587	116,802	Sep 2008	
179,188	175,973	146,252	125	—	29,596	28,163	1,433	5,069	114,861	Oct 2008	
153,194	146,681	120,054	174	—	26,453	25,020	1,433	4,772	116,616	Nov 2008	
144,961	143,027	118,459	361	—	24,207	22,917	1,290	5,712	112,853	Dec 2008	

A重油		Heavy fuel oil A						単位 Unit : kl	
年・期・月	受入 Receipts	消費			Consumption			払出 Shipments	月末在庫 Inventory
		合計 Total	ボイラ用 for Boilers	コージェネ レーション用 for Co-generation	ボイラ用及びコージェネレーション用以外に使用したもの for purposes other than boilers and Co-generation				
					計 Total	直接加熱用 for Direct heating	その他用 for Other		
平成16年	381,866	380,947	234,594	129,804	16,549	9,218	7,331	805	9,185
17	322,323	321,545	213,418	94,512	13,615	8,698	4,917	335	9,552
18	263,856	263,317	197,648	53,576	12,093	9,063	3,030	374	9,747
19	200,312	201,216	167,749	20,357	13,110	9,607	3,503	326	8,530
20	168,929	167,846	147,426	6,757	13,663	7,944	5,719	457	9,150
平成18年度	246,215	246,597	193,177	41,228	12,192	9,286	2,906	371	9,008
19	189,866	190,533	159,223	17,787	13,523	9,419	4,104	363	8,047
20年1~3月	43,738	44,145	38,246	2,594	3,305	2,108	1,197	113	8,047
4~6	45,686	44,697	38,587	2,436	3,674	2,147	1,527	152	8,910
7~9	40,067	39,750	35,149	1,067	3,534	1,694	1,840	95	9,055
10~12	39,438	39,254	35,444	660	3,150	1,995	1,155	97	9,150
平成20年1月	14,293	14,728	12,781	898	1,049	651	398	23	8,076
2	14,864	15,003	12,962	889	1,152	756	396	40	7,917
3	14,581	14,414	12,503	807	1,104	701	403	50	8,047
4	15,970	15,590	13,733	662	1,195	760	435	53	8,372
5	15,392	14,528	12,387	1,006	1,135	677	458	57	9,181
6	14,324	14,579	12,467	768	1,344	710	634	42	8,910
7	12,630	12,281	10,897	299	1,085	512	573	26	9,232
8	14,031	14,541	12,702	574	1,265	517	748	27	8,629
9	13,406	12,928	11,550	194	1,184	665	519	42	9,055
10	13,138	13,807	12,584	125	1,098	756	342	31	8,332
11	12,827	13,013	11,628	174	1,211	742	469	32	8,130
12	13,473	12,434	11,232	361	841	497	344	34	9,150

B・C重油		Heavy fuel oil B・C						単位 Unit : kl	
平成16年	3,987,634	3,720,433	3,342,619	18,988	358,826	335,094	23,732	270,836	123,408
17	3,720,788	3,443,329	3,065,938	17,834	359,557	335,906	23,651	274,953	125,499
18	3,285,330	3,016,081	2,649,904	10,184	355,993	332,484	23,509	257,664	137,047
19	2,701,817	2,552,843	2,197,398	7,093	348,352	324,280	24,072	162,498	123,494
20	2,016,297	1,948,178	1,601,900	81	346,197	327,870	18,327	85,960	103,703
平成18年度	3,080,949	2,862,725	2,498,728	9,315	354,682	331,584	23,098	228,372	130,617
19	2,600,247	2,445,716	2,090,967	5,486	349,263	324,767	24,496	157,817	127,414
20年1~3月	598,689	562,192	470,086	—	92,106	85,954	6,152	32,649	127,414
4~6	531,968	504,066	416,493	—	87,573	82,959	4,614	20,873	132,592
7~9	447,735	455,493	366,000	81	89,412	84,852	4,560	16,982	107,747
10~12	437,905	426,427	349,321	—	77,106	74,105	3,001	15,456	103,703
平成20年1月	212,378	201,157	169,163	—	31,994	29,827	2,167	15,201	119,601
2	191,824	187,494	157,543	—	29,951	27,970	1,981	9,430	114,493
3	194,487	173,541	143,380	—	30,161	28,157	2,004	8,018	127,414
4	169,560	163,790	136,017	—	27,773	26,232	1,541	8,070	125,179
5	181,311	166,215	136,199	—	30,016	28,440	1,576	7,025	131,357
6	181,097	174,061	144,277	—	29,784	28,287	1,497	5,778	132,592
7	156,717	159,412	128,981	81	30,350	28,859	1,491	5,088	124,627
8	157,576	153,215	123,544	—	29,671	27,950	1,721	6,349	122,785
9	133,442	142,866	113,475	—	29,391	28,043	1,348	5,545	107,747
10	166,050	162,166	133,668	—	28,498	27,407	1,091	5,038	106,529
11	140,367	133,668	108,426	—	25,242	24,278	964	4,740	108,486
12	131,488	130,593	107,227	—	23,366	22,420	946	5,678	103,703

炭化水素油		Hydrocarbon oil						単位 Unit : kl	
平成16年	46,164	45,913	35,342	—	10,571	9,958	613	—	676
17	50,160	50,143	34,748	—	15,395	13,071	2,324	—	694
18	49,403	49,124	34,166	—	14,958	13,620	1,338	—	974
19	50,963	51,099	35,201	—	15,898	14,430	1,468	—	840
20	47,229	46,349	29,461	—	16,888	15,216	1,672	—	1,726
平成18年度	49,611	49,341	33,925	—	15,416	14,055	1,361	—	1,052
19	49,576	49,919	33,743	—	16,176	14,820	1,356	—	716
20年1~3月	10,284	10,414	6,479	—	3,935	3,709	226	—	716
4~6	12,678	9,263	4,935	—	4,328	3,891	437	—	4,131
7~9	11,828	12,493	8,375	—	4,118	3,794	324	—	3,466
10~12	12,439	14,179	9,672	—	4,507	3,822	685	—	1,726
平成20年1月	3,165	3,314	2,234	—	1,080	985	95	—	697
2	3,160	3,144	1,854	—	1,290	1,274	16	—	713
3	3,959	3,956	2,391	—	1,565	1,450	115	—	716
4	4,033	1,966	969	—	997	882	115	—	2,783
5	4,397	3,895	2,172	—	1,723	1,537	186	—	3,285
6	4,248	3,402	1,794	—	1,608	1,472	136	—	4,131
7	4,312	4,608	3,283	—	1,325	1,199	126	—	3,835
8	4,033	4,332	3,160	—	1,172	1,014	158	—	3,536
9	3,483	3,553	1,932	—	1,621	1,581	40	—	3,466
10	4,418	3,828	1,980	—	1,848	1,628	220	—	4,056
11	4,010	6,226	4,422	—	1,804	1,572	232	—	1,840
12	4,011	4,125	3,270	—	855	622	233	—	1,726

液化石油ガス		Liquefied petroleum gas					単位 Unit : t				
受入 Receipts	合計 Total	消費 Consumption			計 Total	直接加熱用 for Direct heating	その他用 for Other	払出 Shipments	月末在庫 Inventory	Year, quarter and month	
		ボイラ用 for Boilers	コージェネレーション用 for Co-generation	ボイラ用及びコージェネレーション用以外に使用したもの for purposes other than boilers and Co-generation							
27,622	27,608	9,977	—	17,631	14,339	3,292	—	307	C. Y. 2004		
29,860	29,908	10,778	—	19,130	15,202	3,928	—	283	C. Y. 2005		
29,715	29,721	10,811	—	18,910	13,705	5,205	—	274	C. Y. 2006		
24,068	24,147	10,460	—	13,687	8,265	5,422	—	122	C. Y. 2007		
22,021	21,925	7,004	—	14,921	7,458	7,463	—	216	C. Y. 2008		
27,875	27,873	10,605	—	17,268	12,141	5,127	—	197	F. Y. 2006		
23,650	23,687	9,510	—	14,177	8,040	6,137	—	155	F. Y. 2007		
5,791	5,752	1,833	—	3,919	1,936	1,983	—	155	Q1 2008		
5,752	5,723	1,791	—	3,932	1,823	2,109	—	187	Q2		
5,415	5,436	1,618	—	3,818	1,912	1,906	—	167	Q3		
5,063	5,014	1,762	—	3,252	1,787	1,465	—	216	Q4		
1,851	1,807	595	—	1,212	600	612	—	167	Jan 2008		
1,918	1,914	607	—	1,307	658	649	—	167	Feb		
2,022	2,031	631	—	1,400	678	722	—	155	Mar		
1,991	1,888	616	—	1,272	565	707	—	260	Apr		
1,873	1,930	558	—	1,372	661	711	—	204	May		
1,888	1,905	617	—	1,288	597	691	—	187	Jun		
1,919	1,897	554	—	1,343	674	669	—	210	Jul		
1,734	1,782	481	—	1,301	628	673	—	163	Aug		
1,762	1,757	583	—	1,174	610	564	—	167	Sep		
1,839	1,802	587	—	1,215	624	591	—	204	Oct		
1,586	1,613	585	—	1,028	591	437	—	177	Nov		
1,638	1,599	590	—	1,009	572	437	—	216	Dec		

オイルコークス		Petroleum coke					単位 Unit : t		
151,348	151,277	144,424	—	6,853	6,853	—	—	652	C. Y. 2004
153,987	153,870	146,294	—	7,576	7,576	—	—	769	C. Y. 2005
138,921	139,091	131,292	—	7,799	7,799	—	—	599	C. Y. 2006
104,255	104,096	93,706	—	10,390	10,390	—	—	758	C. Y. 2007
107,116	106,309	91,166	—	15,143	9,928	5,215	—	1,563	C. Y. 2008
125,343	125,422	117,269	—	8,153	8,153	—	—	490	F. Y. 2006
104,366	103,921	93,144	—	10,777	10,551	226	—	934	F. Y. 2007
28,143	27,966	24,979	—	2,987	2,761	226	—	934	Q1 2008
27,619	27,164	23,061	—	4,103	2,512	1,591	—	1,389	Q2
25,925	26,320	22,468	—	3,852	2,461	1,391	—	994	Q3
25,429	24,859	20,658	—	4,201	2,194	2,007	—	1,563	Q4
9,436	8,628	7,730	—	898	898	—	—	1,566	Jan 2008
9,129	9,012	8,145	—	867	853	14	—	1,683	Feb
9,578	10,326	9,104	—	1,222	1,010	212	—	934	Mar
9,437	9,246	7,892	—	1,354	919	435	—	1,125	Apr
9,141	8,936	7,731	—	1,205	651	554	—	1,330	May
9,041	8,982	7,438	—	1,544	942	602	—	1,389	Jun
7,922	7,863	6,782	—	1,081	675	406	—	1,448	Jul
8,794	9,232	7,955	—	1,277	852	425	—	1,010	Aug
9,209	9,225	7,731	—	1,494	934	560	—	994	Sep
8,924	8,893	7,380	—	1,513	894	619	—	1,024	Oct
8,841	8,471	7,090	—	1,381	659	722	—	1,394	Nov
7,664	7,495	6,188	—	1,307	641	666	—	1,563	Dec

非石油系燃料(原油換算)		Non-oil based fuels (Crude petroleum equivalent)					単位 Unit : kl		
9,918,520	9,524,425	9,123,973	381,859	18,593	16,766	1,827	132,453	582,515	C. Y. 2004
9,622,596	9,510,943	9,093,545	397,486	19,912	16,725	3,187	152,446	541,818	C. Y. 2005
9,893,003	9,863,178	9,355,458	475,114	32,607	27,367	5,241	144,683	426,368	C. Y. 2006
10,474,081	10,281,000	9,663,436	570,279	47,286	40,565	6,721	135,454	484,450	C. Y. 2007
10,658,199	10,564,081	9,972,189	542,580	49,312	42,135	7,177	110,859	443,664	C. Y. 2008
10,264,935	9,970,364	9,440,763	491,976	37,625	31,951	5,674	156,073	559,321	F. Y. 2006
10,421,041	10,453,984	9,824,327	582,314	47,343	40,403	6,941	118,909	383,775	F. Y. 2007
2,742,137	2,789,782	2,634,866	142,619	12,297	10,474	1,822	29,242	383,775	Q1 2008
2,772,204	2,589,623	2,442,405	135,737	11,481	9,838	1,643	23,224	543,447	Q2
2,666,952	2,674,587	2,528,276	135,000	11,312	9,475	1,837	33,033	502,251	Q3
2,476,906	2,510,089	2,366,642	129,224	14,223	12,349	1,874	25,361	443,664	Q4
935,175	921,295	872,636	44,740	3,918	3,269	650	9,659	474,940	Jan 2008
903,393	910,364	858,602	47,642	4,120	3,515	605	9,366	448,549	Feb
903,569	958,123	903,627	50,238	4,258	3,690	568	10,217	383,775	Mar
989,787	861,159	811,423	45,986	3,750	3,213	537	6,713	506,014	Apr
920,202	866,219	818,609	43,745	3,866	3,319	547	8,133	552,408	May
862,214	862,244	812,373	46,006	3,865	3,306	559	8,377	543,447	Jun
908,634	901,391	851,974	45,863	3,553	2,955	598	8,976	541,187	Jul
903,255	881,916	835,093	43,192	3,631	3,028	603	8,278	554,251	Aug
855,063	891,280	841,208	45,945	4,128	3,491	636	15,779	502,251	Sep
875,709	858,424	808,989	44,856	4,579	3,939	639	8,182	511,315	Oct
833,997	841,632	793,469	43,189	4,974	4,337	636	8,081	495,599	Nov
767,200	810,034	764,184	41,179	4,671	4,072	599	9,098	443,664	Dec

年・期・月	受入 Receipts	消費 Consumption						払出 Shipments	月末在庫 Inventory
		合計 Total	ボイラ用 for Boilers	コージェネ レーション用 for Co-generation	ボイラ用及びコージェネレーション用以外に使用したもの for purposes other than boilers and Co-generation				
					計 Total	直接加熱用 for Direct heating	その他用 for Other		
平成16年	5,729,343	5,164,538	5,164,538	—	—	—	—	190,215	830,393
17	5,267,106	5,114,686	5,114,686	—	—	—	—	218,926	763,215
18	5,131,086	5,091,401	5,091,401	—	—	—	—	207,778	595,123
19	5,336,890	5,069,018	5,069,018	—	—	—	—	194,524	668,474
20	5,487,618	5,357,044	5,357,044	—	—	—	—	166,936	613,785
平成18年度	5,478,284	5,058,470	5,058,470	—	—	—	—	224,135	788,424
19	5,138,602	5,186,593	5,186,593	—	—	—	—	172,804	550,150
20年1~3月	1,378,662	1,435,472	1,435,472	—	—	—	—	44,033	550,150
4~6	1,559,810	1,292,423	1,292,423	—	—	—	—	34,971	782,564
7~9	1,297,387	1,326,458	1,326,458	—	—	—	—	49,742	702,963
10~12	1,251,759	1,302,691	1,302,691	—	—	—	—	38,190	613,785
平成20年1月	495,512	468,488	468,488	—	—	—	—	14,545	680,364
2	457,400	465,277	465,277	—	—	—	—	14,103	641,493
3	425,750	501,707	501,707	—	—	—	—	15,385	550,150
4	636,107	446,856	446,856	—	—	—	—	10,109	729,292
5	500,354	422,686	422,686	—	—	—	—	12,247	794,713
6	423,349	422,881	422,881	—	—	—	—	12,615	782,564
7	455,218	444,766	444,766	—	—	—	—	13,516	778,712
8	465,875	446,155	446,155	—	—	—	—	12,466	785,966
9	376,294	435,537	435,537	—	—	—	—	23,760	702,963
10	428,869	404,033	404,033	—	—	—	—	12,321	715,428
11	426,866	436,085	436,085	—	—	—	—	12,169	694,042
12	396,024	462,573	462,573	—	—	—	—	13,700	613,785

年・期・月	受入 Receipts	消費 Consumption						払出 Shipments	月末在庫 Inventory
		合計 Total	ボイラ用 for Boilers	コージェネ レーション用 for Co-generation	ボイラ用及びコージェネレーション用以外に使用したもの for purposes other than boilers and Co-generation				
					計 Total	直接加熱用 for Direct heating	その他用 for Other		
平成16年	788	788	658	—	130	130	—	—	—
17	—	—	—	—	—	—	—	—	—
18	9,916	9,916	9,906	—	10	—	10	—	—
19	28,670	28,670	28,462	—	208	—	208	—	—
20	27,585	27,585	27,313	—	272	—	272	—	—
平成18年度	17,445	17,445	17,432	—	13	—	13	—	—
19	28,445	28,445	28,159	—	286	—	286	—	—
20年1~3月	7,304	7,304	7,223	—	81	—	81	—	—
4~6	6,702	6,702	6,641	—	61	—	61	—	—
7~9	6,932	6,932	6,869	—	63	—	63	—	—
10~12	6,647	6,647	6,580	—	67	—	67	—	—
平成20年1月	2,440	2,440	2,410	—	30	—	30	—	—
2	2,394	2,394	2,367	—	27	—	27	—	—
3	2,470	2,470	2,446	—	24	—	24	—	—
4	2,326	2,326	2,309	—	17	—	17	—	—
5	2,056	2,056	2,034	—	22	—	22	—	—
6	2,320	2,320	2,298	—	22	—	22	—	—
7	2,399	2,399	2,376	—	23	—	23	—	—
8	2,251	2,251	2,232	—	19	—	19	—	—
9	2,282	2,282	2,261	—	21	—	21	—	—
10	2,296	2,296	2,277	—	19	—	19	—	—
11	2,201	2,201	2,178	—	23	—	23	—	—
12	2,150	2,150	2,125	—	25	—	25	—	—

年・期・月	受入 Receipts	消費 Consumption						払出 Shipments	月末在庫 Inventory
		合計 Total	ボイラ用 for Boilers	コージェネ レーション用 for Co-generation	ボイラ用及びコージェネレーション用以外に使用したもの for purposes other than boilers and Co-generation				
					計 Total	直接加熱用 for Direct heating	その他用 for Other		
平成16年	27,450	27,450	—	26,352	1,098	1,098	—	—	—
17	20,389	20,389	—	18,571	1,818	1,818	—	—	—
18	31,725	31,725	2,997	25,306	3,422	2,974	448	—	—
19	95,057	94,704	44,835	40,939	8,930	7,425	1,505	—	426
20	109,035	109,121	53,668	47,118	8,335	6,914	1,421	—	340
平成18年度	43,351	43,094	11,026	26,975	5,093	4,266	827	—	330
19	104,951	104,835	50,774	45,137	8,924	7,399	1,525	—	446
20年1~3月	29,009	28,989	13,968	12,568	2,453	2,054	399	—	446
4~6	27,568	27,580	14,135	11,401	2,044	1,660	384	—	434
7~9	26,064	25,981	12,247	11,814	1,920	1,625	295	—	517
10~12	26,394	26,571	13,318	11,335	1,918	1,575	343	—	340
平成20年1月	8,988	8,910	4,268	3,819	823	706	117	—	504
2	9,749	9,784	4,653	4,295	836	691	145	—	469
3	10,272	10,295	5,047	4,454	794	657	137	—	446
4	9,441	9,425	4,782	3,987	656	527	129	—	462
5	9,085	9,033	4,850	3,505	678	545	133	—	513
6	9,042	9,122	4,503	3,909	710	588	122	—	434
7	9,170	9,140	4,520	3,952	668	586	82	—	464
8	7,734	7,811	3,388	3,783	640	546	94	—	388
9	9,160	9,030	4,339	4,079	612	493	119	—	517
10	9,059	9,117	4,640	3,811	666	548	118	—	459
11	8,751	8,914	4,497	3,803	614	493	121	—	296
12	8,584	8,540	4,181	3,721	638	534	104	—	340

都市ガス(A)		Town gas(A)					単位 Unit : 1000m <sup>3</sup>		Year, quarter and month
受入 Receipts	合計 Total	消費 Consumption			抽出 Shipments	月末在庫 Inventory			
		ボイラ用 for Boilers	コージェネレーション用 for Co-generation	ボイラ用及びコージェネレーション用以外に使用したもの for purposes other than boilers and Co-generation					
				計 Total	直接加熱用 for Direct heating	その他用 for Other			
630,625	630,621	321,564	295,232	13,825	12,568	1,257	—	C. Y. 2004	
667,452	667,453	333,224	319,660	14,569	12,146	2,423	—	C. Y. 2005	
853,990	853,981	447,211	383,954	22,816	19,848	2,968	—	C. Y. 2006	
952,626	952,631	478,145	445,349	29,137	25,982	3,155	—	C. Y. 2007	
926,528	926,517	473,132	419,703	33,682	29,872	3,810	—	C. Y. 2008	
889,109	889,101	466,597	397,334	25,170	22,161	3,009	—	F. Y. 2006	
959,904	959,908	477,687	451,786	30,435	27,125	3,310	—	F. Y. 2007	
241,095	241,094	122,461	110,059	8,574	7,702	872	—	Q1 2008	
232,246	232,248	118,270	105,423	8,555	7,731	824	—	Q2	
224,401	224,395	112,231	104,422	7,742	6,657	1,085	—	Q3	
228,786	228,780	120,170	99,799	8,811	7,782	1,029	—	Q4	
77,404	77,404	40,188	34,684	2,532	2,195	337	—	Jan 2008	
80,315	80,315	40,770	36,617	2,928	2,662	266	—	Feb	
83,376	83,375	41,503	38,758	3,114	2,845	269	—	Mar	
80,055	80,054	41,587	35,606	2,861	2,596	265	—	Apr	
74,875	74,875	37,849	34,126	2,900	2,633	267	—	May	
77,316	77,319	38,834	35,691	2,794	2,502	292	—	Jun	
76,907	76,903	38,675	35,567	2,661	2,285	376	—	Jul	
71,984	71,985	36,277	33,396	2,312	1,956	356	—	Aug	
75,510	75,507	37,279	35,459	2,769	2,416	353	—	Sep	
79,541	79,536	41,724	34,841	2,971	2,624	347	—	Oct	
76,859	76,858	40,507	33,353	2,998	2,658	340	—	Nov	
72,386	72,386	37,939	31,605	2,842	2,500	342	—	Dec	

都市ガス(B)		Town gas(B)					単位 Unit : 1000m <sup>3</sup>		Year, quarter and month
受入 Receipts	合計 Total	消費 Consumption			抽出 Shipments	月末在庫 Inventory			
		ボイラ用 for Boilers	コージェネレーション用 for Co-generation	ボイラ用及びコージェネレーション用以外に使用したもの for purposes other than boilers and Co-generation					
				計 Total	直接加熱用 for Direct heating	その他用 for Other			
689,847	689,832	354,548	319,971	15,313	13,998	1,315	—	C. Y. 2004	
723,250	723,243	362,664	344,814	15,765	13,134	2,631	—	C. Y. 2005	
913,511	913,495	480,763	408,033	24,699	21,492	3,207	—	C. Y. 2006	
1,022,726	1,022,721	515,671	475,754	31,296	27,857	3,439	—	C. Y. 2007	
989,680	989,673	507,899	448,302	33,472	29,309	4,163	—	C. Y. 2008	
949,956	949,937	501,151	421,493	27,293	24,040	3,253	—	F. Y. 2006	
1,028,524	1,028,531	513,979	483,077	31,475	27,863	3,612	—	F. Y. 2007	
256,363	256,366	130,684	117,595	8,087	7,134	953	—	Q1 2008	
246,943	246,944	126,317	112,665	7,962	7,058	904	—	Q2	
240,230	240,223	120,865	111,422	7,936	6,755	1,181	—	Q3	
246,144	246,140	130,033	106,620	9,487	8,362	1,125	—	Q4	
82,480	82,482	42,921	37,054	2,507	2,140	367	—	Jan 2008	
85,313	85,316	43,479	39,154	2,683	2,392	291	—	Feb	
88,570	88,568	44,284	41,387	2,897	2,602	295	—	Mar	
85,058	85,057	44,437	38,004	2,616	2,325	291	—	Apr	
79,660	79,658	40,430	36,534	2,694	2,401	293	—	May	
82,225	82,229	41,450	38,127	2,652	2,332	320	—	Jun	
81,742	81,734	41,386	37,935	2,413	2,004	409	—	Jul	
77,338	77,340	39,183	35,644	2,513	2,126	387	—	Aug	
81,150	81,149	40,296	37,843	3,010	2,625	385	—	Sep	
85,525	85,520	45,144	37,174	3,202	2,822	380	—	Oct	
82,687	82,686	43,841	35,615	3,230	2,858	372	—	Nov	
77,932	77,934	41,048	33,831	3,055	2,682	373	—	Dec	

回収黒液		Black liquor					単位 Unit : 絶対乾		Year, quarter and month
受入 Receipts	合計 Total	消費 Consumption			抽出 Shipments	月末在庫 Inventory			
		ボイラ用 for Boilers	コージェネレーション用 for Co-generation	ボイラ用及びコージェネレーション用以外に使用したもの for purposes other than boilers and Co-generation					
				計 Total	直接加熱用 for Direct heating	その他用 for Other			
14,504,703	14,504,857	14,504,857	—	—	—	3,278	—	C. Y. 2004	
14,072,411	14,072,736	14,072,736	—	—	—	2,956	—	C. Y. 2005	
13,962,063	13,961,964	13,961,964	—	—	—	3,076	—	C. Y. 2006	
14,279,206	14,278,887	14,278,887	—	—	—	3,395	—	C. Y. 2007	
14,108,223	14,108,776	14,108,776	—	—	—	2,809	—	C. Y. 2008	
14,025,473	14,025,644	14,025,644	—	—	—	3,195	—	F. Y. 2006	
14,412,424	14,411,989	14,411,989	—	—	—	3,630	—	F. Y. 2007	
3,778,425	3,778,190	3,778,190	—	—	—	3,630	—	Q1 2008	
3,512,959	3,513,596	3,513,596	—	—	—	2,960	—	Q2	
3,636,364	3,636,304	3,636,304	—	—	—	3,020	—	Q3	
3,180,475	3,180,686	3,180,686	—	—	—	2,809	—	Q4	
1,277,799	1,278,480	1,278,480	—	—	—	2,714	—	Jan 2008	
1,226,581	1,226,359	1,226,359	—	—	—	2,936	—	Feb	
1,274,045	1,273,351	1,273,351	—	—	—	3,630	—	Mar	
1,131,112	1,131,751	1,131,751	—	—	—	2,991	—	Apr	
1,208,126	1,207,752	1,207,752	—	—	—	3,332	—	May	
1,173,721	1,174,093	1,174,093	—	—	—	2,960	—	Jun	
1,234,428	1,234,218	1,234,218	—	—	—	3,170	—	Jul	
1,192,684	1,192,153	1,192,153	—	—	—	3,701	—	Aug	
1,209,252	1,209,933	1,209,933	—	—	—	3,020	—	Sep	
1,175,435	1,175,473	1,175,473	—	—	—	2,982	—	Oct	
1,060,761	1,060,611	1,060,611	—	—	—	3,132	—	Nov	
944,279	944,602	944,602	—	—	—	2,809	—	Dec	

年・期・月	受入 Receipts	Waste material Consumption						単位 Unit : 絶乾t	月末在庫 Inventory	
		合計 Total	ボイラ用 for Boilers	消 費 コージェネ レーション用 for Co-generation	ボイラ用及びコージェネレーション用以外に使用したものの for purposes other than boilers and Co-generation					払出 Shipments
					計 Total	直接加熱用 for Direct heating	その他用 for Other			
平成16年	760,636	757,564	756,622	—	942	—	942	—	4,688	
17	1,038,780	1,035,191	1,034,377	—	814	—	814	—	8,855	
18	1,282,071	1,275,119	1,272,511	—	2,608	—	2,608	—	14,477	
19	1,509,700	1,511,449	1,509,961	—	1,488	—	1,488	—	13,337	
20	1,855,557	1,830,980	1,826,945	—	4,035	2,977	1,058	—	41,461	
平成18年度	1,366,380	1,361,345	1,359,103	—	2,242	—	2,242	—	9,881	
19	1,563,869	1,567,685	1,566,327	—	1,358	—	1,358	—	8,837	
20年1～3月	418,611	425,880	425,509	—	371	—	371	—	8,837	
4～6	432,258	427,554	427,381	—	173	—	173	—	14,313	
7～9	515,528	489,070	488,823	—	247	19	228	—	40,780	
10～12	489,160	488,476	485,232	—	3,244	2,958	286	—	41,461	
平成20年1月	130,352	131,121	130,976	—	145	—	145	—	12,579	
2	141,520	145,115	144,971	—	144	—	144	—	11,743	
3	146,739	149,644	149,562	—	82	—	82	—	8,837	
4	144,776	142,660	142,596	—	64	—	64	—	11,724	
5	139,835	138,905	138,849	—	56	—	56	—	13,982	
6	147,647	145,989	145,936	—	53	—	53	—	14,313	
7	158,211	158,802	158,749	—	53	—	53	—	13,729	
8	176,288	160,830	160,740	—	90	—	90	—	29,188	
9	181,029	169,438	169,334	—	104	19	85	—	40,780	
10	161,127	158,197	157,681	—	516	402	114	—	43,709	
11	164,686	171,858	170,312	—	1,546	1,440	106	—	36,535	
12	163,347	158,421	157,239	—	1,182	1,116	66	—	41,461	

年・期・月	Used tires			単位 Unit : t
	合計 Total	ボイラ用 for Boilers	消 費 コージェネ レーション用 for Co-generation	
平成16年	54,742	55,668	55,668	—
17	94,803	87,402	87,402	—
18	211,166	212,808	212,808	—
19	221,598	209,347	209,347	—
20	214,979	218,060	218,060	—
平成18年度	226,763	227,297	227,297	—
19	212,605	208,195	208,195	—
20年1～3月	46,759	54,874	54,874	—
4～6	55,247	51,438	51,438	—
7～9	56,235	55,790	55,790	—
10～12	56,738	55,958	55,958	—
平成20年1月	14,401	18,618	18,618	—
2	17,039	17,329	17,329	—
3	15,319	18,927	18,927	—
4	16,679	14,053	14,053	—
5	20,080	17,970	17,970	—
6	18,488	19,415	19,415	—
7	18,889	18,389	18,389	—
8	20,098	18,161	18,161	—
9	17,248	19,240	19,240	—
10	18,564	18,975	18,975	—
11	19,482	17,517	17,517	—
12	18,692	19,466	19,466	—

③ 化学繊維工業

年・期・月	Chemical fibers 合計(原油換算) Total(Crude petroleum equivalent)							単位 Unit : kl	
	合計 Total	ボイラ用 for Boilers	消 費 コージェネ レーション用 for Co-generation	ボイラ用及びコージェネレーション用以外に使用したものの for purposes other than boilers and Co-generation	計 Total	直接加熱用 for Direct heating	その他用 for Other		
平成16年	3,137,745	3,156,376	2,715,278	209,709	231,389	148,511	82,878	10,714	186,063
17	2,679,106	2,685,456	2,292,622	180,382	212,452	132,364	80,088	6,583	124,003
18	2,568,512	2,487,074	2,114,952	154,878	217,244	132,145	85,099	6,701	195,518
19	2,349,508	2,409,025	2,057,219	144,994	206,811	129,685	77,126	4,526	131,493
20	2,177,187	2,124,820	1,778,719	164,387	181,715	122,854	58,861	8,563	163,228
平成18年度	2,465,032	2,473,301	2,111,472	149,566	212,263	130,314	81,948	6,352	130,704
19	2,376,145	2,377,600	2,017,444	156,056	204,100	129,656	74,444	7,363	112,123
20年1～3月	576,241	581,686	485,747	45,318	50,621	31,924	18,697	4,151	112,123
4～6	648,545	550,433	459,149	39,423	51,861	34,585	17,276	2,397	205,562
7～9	492,524	521,690	435,577	42,927	43,186	29,105	14,081	1,081	175,317
10～12	459,878	471,011	398,247	36,718	36,047	27,240	8,807	934	163,228
平成20年1月	210,466	200,927	168,135	15,842	16,951	10,789	6,162	333	130,914
2	200,508	187,942	156,292	15,217	16,433	10,159	6,274	1,233	142,256
3	165,266	192,817	161,320	14,259	17,237	10,976	6,261	2,585	112,123
4	248,969	188,519	157,904	13,061	17,554	11,287	6,267	1,599	170,857
5	163,409	182,522	151,095	13,283	18,144	12,003	6,141	377	151,323
6	236,167	179,392	150,150	13,080	16,163	11,294	4,869	422	205,562
7	154,981	175,998	146,778	14,641	14,578	9,812	4,766	378	184,166
8	160,429	176,317	147,467	14,146	14,704	9,749	4,955	346	167,933
9	177,113	169,375	141,331	14,140	13,904	9,544	4,360	357	175,317
10	143,462	153,388	128,014	12,890	12,484	9,690	2,795	358	165,011
11	134,079	163,129	139,076	11,672	12,382	8,951	3,430	222	135,739
12	182,337	154,494	131,157	12,157	11,181	8,599	2,582	354	163,228

石油系燃料(原油換算)		Oil based fuels (Crude petroleum equivalent)					単位 Unit : kl		Year, quarter and month
受入 Receipts	合計 Total	消費 Consumption			抽出 Shipments	月末在庫 Inventory			
		ボイラ用 for Boilers	コージェネレーション用 for Co-generation	ボイラ用及びコージェネレーション用以外に使用したものを for purposes other than boilers and co-generation					
				計 Total				直接加熱用 for Direct heating	
1,756,236	1,746,793	1,387,853	154,700	204,239	126,194	78,045		10,714	133,524
1,446,041	1,454,434	1,146,640	122,401	185,393	109,060	76,333	6,583	99,648	C. Y. 2005
1,370,231	1,327,258	1,076,692	66,200	184,366	103,297	81,070	6,701	134,128	C. Y. 2006
1,146,813	1,170,124	948,173	49,725	172,226	100,337	71,889	4,526	106,311	C. Y. 2007
858,844	866,335	703,855	20,797	141,683	89,414	52,269	4,437	83,486	C. Y. 2008
1,260,657	1,289,584	1,049,948	59,276	180,360	102,699	77,661	6,352	84,719	F. Y. 2006
1,133,905	1,123,702	909,531	46,215	167,956	99,106	68,850	4,480	81,851	F. Y. 2007
245,513	260,098	209,928	8,727	41,443	24,206	17,237	1,268	81,851	Q1 2008
284,390	231,366	187,196	3,963	40,207	24,591	15,616	1,154	131,447	Q2
162,260	195,725	157,593	4,608	33,524	21,260	12,264	1,081	96,905	Q3
166,681	179,146	149,138	3,499	26,509	19,357	7,152	934	83,486	Q4
77,016	91,831	75,254	2,672	13,906	8,254	5,652	333	82,555	Jan 2008
95,092	83,486	66,544	3,160	13,782	7,920	5,862	333	93,828	Feb
73,405	84,781	68,131	2,895	13,755	8,033	5,722	601	81,851	Mar
95,894	77,622	62,628	1,320	13,674	7,913	5,761	356	99,648	Apr
69,061	80,710	65,256	1,376	14,078	8,509	5,568	377	87,581	May
119,435	73,033	59,312	1,266	12,456	8,169	4,287	422	131,447	Jun
59,317	68,697	55,616	1,563	11,518	7,343	4,175	378	121,690	Jul
51,994	66,148	52,919	1,705	11,524	7,174	4,351	346	107,189	Aug
50,949	60,880	49,057	1,341	10,481	6,743	3,738	357	96,905	Sep
57,310	54,968	44,858	1,417	8,694	6,524	2,170	358	98,868	Oct
52,381	62,413	51,826	1,004	9,583	6,664	2,919	222	88,613	Nov
56,990	61,765	52,455	1,079	8,232	6,169	2,063	354	83,486	Dec

ガソリン		Gasoline					単位 Unit : kl		
				消費 Consumption		抽出 Shipments	月末在庫 Inventory		
				計 Total	直接加熱用 for Direct heating				
113	113	—	—	113	—	113	—		—
107	107	—	—	107	—	107	—	—	C. Y. 2005
111	111	—	—	111	—	111	—	—	C. Y. 2006
105	105	—	—	105	—	105	—	—	C. Y. 2007
96	96	—	—	96	—	96	—	—	C. Y. 2008
110	110	—	—	110	—	110	—	—	F. Y. 2006
102	102	—	—	102	—	102	—	—	F. Y. 2007
22	22	—	—	22	—	22	—	—	Q1 2008
23	23	—	—	23	—	23	—	—	Q2
27	27	—	—	27	—	27	—	—	Q3
24	24	—	—	24	—	24	—	—	Q4
7	7	—	—	7	—	7	—	—	Jan 2008
7	7	—	—	7	—	7	—	—	Feb
8	8	—	—	8	—	8	—	—	Mar
8	8	—	—	8	—	8	—	—	Apr
7	7	—	—	7	—	7	—	—	May
8	8	—	—	8	—	8	—	—	Jun
9	9	—	—	9	—	9	—	—	Jul
9	9	—	—	9	—	9	—	—	Aug
9	9	—	—	9	—	9	—	—	Sep
9	9	—	—	9	—	9	—	—	Oct
7	7	—	—	7	—	7	—	—	Nov
8	8	—	—	8	—	8	—	—	Dec

灯油		Kerosene					単位 Unit : kl		
				消費 Consumption		抽出 Shipments	月末在庫 Inventory		
				計 Total	直接加熱用 for Direct heating				
21,301	21,911	1,852	5,603	14,456	3,810	10,646	11		1,181
24,552	24,018	2,393	4,656	16,969	3,367	13,602	8	1,708	C. Y. 2005
18,935	18,931	2,599	9	16,323	2,602	13,721	7	1,706	C. Y. 2006
20,030	20,704	2,165	—	18,539	2,463	16,076	1	1,036	C. Y. 2007
20,766	21,200	1,748	—	19,452	2,544	16,908	14	586	C. Y. 2008
19,060	19,289	2,463	—	16,826	2,537	14,289	6	1,229	F. Y. 2006
20,934	21,399	2,049	—	19,350	2,447	16,903	1	769	F. Y. 2007
5,648	5,916	567	—	5,349	590	4,759	—	769	Q1 2008
5,173	5,092	409	—	4,683	579	4,104	—	850	Q2
4,864	5,122	367	—	4,755	624	4,131	2	589	Q3
5,081	5,070	405	—	4,665	751	3,914	12	586	Q4
1,712	1,784	149	—	1,635	220	1,415	—	964	Jan 2008
1,964	2,087	213	—	1,874	188	1,686	—	841	Feb
1,972	2,045	205	—	1,840	182	1,658	—	769	Mar
1,825	1,698	149	—	1,549	198	1,351	—	896	Apr
1,873	1,865	131	—	1,734	190	1,544	—	903	May
1,475	1,529	129	—	1,400	191	1,209	—	850	Jun
1,688	1,803	145	—	1,658	213	1,445	—	735	Jul
1,526	1,669	99	—	1,570	203	1,367	1	589	Aug
1,650	1,650	123	—	1,527	208	1,319	1	589	Sep
1,875	1,841	132	—	1,709	301	1,408	—	622	Oct
1,606	1,728	123	—	1,605	281	1,324	1	499	Nov
1,600	1,501	150	—	1,351	169	1,182	11	586	Dec

軽油		Gas oil						単位 Unit : kl	
年・期・月	受入 Receipts	消費			Consumption			払出 Shipments	月末在庫 Inventory
		合計 Total	ボイラ用 for Boilers	コージェネ レーション用 for Co-generation	ボイラ用及びコージェネレーション用以外に使用したもの for purposes other than boilers and co-generation				
					計 Total	直接加熱用 for Direct heating	その他用 for Others		
平成16年	654	656	7	—	649	—	649	—	12
17	234	233	—	—	233	—	233	—	1
18	288	294	—	63	231	—	231	—	7
19	398	397	—	146	251	—	251	—	7
20	385	379	—	128	251	—	251	—	13
平成18年度	323	324	—	92	232	—	232	—	12
19	410	413	—	155	258	—	258	—	9
20年1～3月	106	104	—	38	66	—	66	—	9
4～6	95	94	—	29	65	—	65	—	10
7～9	98	94	—	34	60	—	60	—	14
10～12	86	87	—	27	60	—	60	—	13
平成20年1月	32	33	—	11	22	—	22	—	6
2	43	37	—	14	23	—	23	—	12
3	31	34	—	13	21	—	21	—	9
4	32	32	—	10	22	—	22	—	9
5	33	31	—	8	23	—	23	—	11
6	30	31	—	11	20	—	20	—	10
7	32	34	—	12	22	—	22	—	8
8	27	30	—	11	19	—	19	—	5
9	39	30	—	11	19	—	19	—	14
10	30	30	—	10	20	—	20	—	14
11	20	29	—	9	20	—	20	—	5
12	36	28	—	8	20	—	20	—	13

重油計		Heavy fuel oil total						単位 Unit : kl	
平成16年	1,313,683	1,303,751	1,014,220	121,554	167,977	104,892	63,085	10,042	73,868
17	1,037,564	1,029,212	793,305	88,443	147,464	88,381	59,083	6,184	58,717
18	916,302	910,575	704,666	59,273	146,636	83,370	63,266	6,225	56,556
19	789,800	788,695	609,062	45,938	133,695	81,420	52,275	4,166	53,507
20	576,843	577,774	452,567	19,337	105,870	72,449	33,421	4,092	46,362
平成18年度	885,501	881,402	683,836	55,003	142,563	82,883	59,680	5,884	52,780
19	753,647	754,405	582,269	42,872	129,264	80,513	48,751	4,128	47,901
20年1～3月	166,715	171,149	131,513	8,173	31,463	19,582	11,881	1,171	47,901
4～6	163,384	161,861	127,013	3,652	31,196	20,359	10,837	1,069	46,247
7～9	122,405	124,713	95,537	4,268	24,908	17,282	7,626	1,000	42,943
10～12	124,339	120,051	98,504	3,244	18,303	15,226	3,077	852	46,362
平成20年1月	56,500	59,561	46,327	2,506	10,728	6,697	4,031	308	50,138
2	53,526	55,948	42,673	2,957	10,318	6,352	3,966	308	47,408
3	56,689	55,640	42,513	2,710	10,417	6,533	3,884	555	47,901
4	61,338	55,508	43,604	1,215	10,689	6,522	4,167	329	53,285
5	52,234	56,066	43,948	1,270	10,848	7,046	3,802	349	49,065
6	49,812	50,287	39,461	1,167	9,659	6,791	2,868	391	46,247
7	45,005	42,888	32,865	1,441	8,582	6,025	2,557	352	48,012
8	40,016	42,365	32,107	1,584	8,674	5,873	2,801	319	45,346
9	37,384	39,460	30,565	1,243	7,652	5,384	2,268	329	42,943
10	42,874	39,213	31,999	1,308	5,906	5,162	744	331	46,257
11	38,251	41,825	34,180	933	6,712	5,224	1,488	204	42,476
12	43,214	39,013	32,325	1,003	5,685	4,840	845	317	46,362

A重油		Heavy fuel oil A						単位 Unit : kl	
平成16年	130,928	126,360	36,441	42,907	47,012	13,922	33,090	3,796	7,371
17	108,894	106,795	32,087	32,663	42,045	12,296	29,749	2,582	6,603
18	85,503	85,082	29,108	15,946	40,028	10,823	29,205	1,485	5,409
19	88,368	86,136	43,875	8,341	33,920	13,180	20,740	339	7,306
20	61,765	61,194	33,918	3,646	23,630	14,018	9,612	93	7,663
平成18年度	85,525	85,090	32,268	12,616	40,206	10,609	29,597	1,127	5,519
19	92,777	90,941	49,355	9,641	31,945	14,158	17,787	246	7,112
20年1～3月	25,106	25,296	14,963	2,200	8,133	3,629	4,504	4	7,112
4～6	18,946	18,461	11,509	272	6,680	3,640	3,040	41	7,433
7～9	8,902	8,608	3,107	630	4,871	3,776	1,095	48	7,680
10～12	8,811	8,829	4,339	544	3,946	2,973	973	—	7,663
平成20年1月	9,189	9,722	6,277	723	2,722	1,234	1,488	—	6,773
2	8,402	7,939	4,667	760	2,512	1,113	1,399	4	7,232
3	7,515	7,635	4,019	717	2,899	1,282	1,617	—	7,112
4	6,979	6,764	3,940	67	2,757	1,164	1,593	—	7,209
5	6,364	7,272	4,762	88	2,422	1,293	1,129	16	6,277
6	5,603	4,425	2,807	117	1,501	1,183	318	25	7,433
7	3,231	3,094	1,263	129	1,702	1,294	408	48	7,522
8	2,754	2,861	944	293	1,624	1,249	375	—	7,416
9	2,917	2,653	900	208	1,545	1,233	312	—	7,680
10	3,517	3,729	2,087	125	1,517	1,183	334	—	7,469
11	2,604	2,349	819	212	1,318	983	335	—	7,723
12	2,690	2,751	1,433	207	1,111	807	304	—	7,663

B・C重油		Heavy fuel oil B・C					単位 Unit : kl		
受入 Receipts	消費 費 Consumption						払出 Shipments	月末在庫 Inventory	Year,quarter and month
	合計 Total	ボイラ用 for Boilers	コージェネ レーション用 for Co-generation	ボイラ用及びコージェネレーション用以外に使用したもの for purposes other than boilers and co-generation					
				計 Total	直接加熱用 for Direct heating	その他用 for Others			
1,182,755	1,177,391	977,779	78,647	120,965	90,970	29,995	6,246	66,497	C. Y. 2004
928,670	922,417	761,218	55,780	105,419	76,085	29,334	3,602	52,114	C. Y. 2005
830,799	825,493	675,558	43,327	106,608	72,547	34,061	4,740	51,147	C. Y. 2006
701,432	702,559	565,187	37,597	99,775	68,240	31,535	3,827	46,201	C. Y. 2007
515,078	516,580	418,649	15,691	82,240	58,431	23,809	3,999	38,699	C. Y. 2008
799,976	796,312	651,568	42,387	102,357	72,274	30,083	4,757	47,261	F. Y. 2006
660,870	663,464	532,914	33,231	97,319	66,355	30,964	3,882	40,789	F. Y. 2007
141,609	145,853	116,550	5,973	23,330	15,953	7,377	1,167	40,789	Q1 2008
144,438	143,400	115,504	3,380	24,516	16,719	7,797	1,028	38,814	Q2
113,503	116,105	92,430	3,638	20,037	13,506	6,531	952	35,263	Q3
115,528	111,222	94,165	2,700	14,357	12,253	2,104	852	38,699	Q4
47,311	49,839	40,050	1,783	8,006	5,463	2,543	308	43,365	Jan 2008
45,124	48,009	38,006	2,197	7,806	5,239	2,567	304	40,176	Feb
49,174	48,005	38,494	1,993	7,518	5,251	2,267	555	40,789	Mar
54,359	48,744	39,664	1,148	7,932	5,358	2,574	329	46,076	Apr
45,870	48,794	39,186	1,182	8,426	5,753	2,673	333	42,788	May
44,209	45,862	36,654	1,050	8,158	5,608	2,550	366	38,814	Jun
41,774	39,794	31,602	1,312	6,880	4,731	2,149	304	40,490	Jul
37,262	39,504	31,163	1,291	7,050	4,624	2,426	319	37,930	Aug
34,467	36,807	29,665	1,035	6,107	4,151	1,956	329	35,263	Sep
39,357	35,484	29,912	1,183	4,389	3,979	410	331	38,788	Oct
35,647	39,476	33,361	721	5,394	4,241	1,153	204	34,753	Nov
40,524	36,262	30,892	796	4,574	4,033	541	317	38,699	Dec

炭化水素油		Hydrocarbon oil					単位 Unit : kl		
3,234	3,304	3,052	—	252	252	—	—	—	C. Y. 2004
1,540	1,540	1,540	—	—	—	—	—	—	C. Y. 2005
1,386	1,386	1,386	—	—	—	—	—	—	C. Y. 2006
1,441	1,441	1,441	—	—	—	—	—	—	C. Y. 2007
844	844	844	—	—	—	—	—	—	C. Y. 2008
1,599	1,599	1,599	—	—	—	—	—	—	F. Y. 2006
1,279	1,279	1,279	—	—	—	—	—	—	F. Y. 2007
322	322	322	—	—	—	—	—	—	Q1 2008
258	258	258	—	—	—	—	—	—	Q2
133	133	133	—	—	—	—	—	—	Q3
131	131	131	—	—	—	—	—	—	Q4
107	107	107	—	—	—	—	—	—	Jan 2008
85	85	85	—	—	—	—	—	—	Feb
130	130	130	—	—	—	—	—	—	Mar
94	94	94	—	—	—	—	—	—	Apr
117	117	117	—	—	—	—	—	—	May
47	47	47	—	—	—	—	—	—	Jun
39	39	39	—	—	—	—	—	—	Jul
42	42	42	—	—	—	—	—	—	Aug
52	52	52	—	—	—	—	—	—	Sep
49	49	49	—	—	—	—	—	—	Oct
47	47	47	—	—	—	—	—	—	Nov
35	35	35	—	—	—	—	—	—	Dec

液化石油ガス		Liquefied petroleum gas					単位 Unit : t		
21,947	21,957	115	14,874	6,968	6,623	345	—	321	C. Y. 2004
26,151	26,135	71	17,962	8,102	7,749	353	—	335	C. Y. 2005
10,105	10,347	62	1,910	8,375	8,009	366	—	94	C. Y. 2006
7,989	8,000	61	—	7,939	7,600	339	—	85	C. Y. 2007
7,651	7,659	47	—	7,612	7,295	317	—	77	C. Y. 2008
8,329	8,411	60	—	8,351	7,995	356	—	80	F. Y. 2006
7,997	8,024	57	—	7,967	7,632	335	—	55	F. Y. 2007
2,123	2,153	12	—	2,141	2,063	78	—	55	Q1 2008
1,846	1,836	15	—	1,821	1,724	97	—	65	Q2
1,809	1,775	10	—	1,765	1,699	66	—	99	Q3
1,873	1,895	10	—	1,885	1,809	76	—	77	Q4
701	696	3	—	693	673	20	—	90	Jan 2008
739	756	4	—	752	720	32	—	73	Feb
683	701	5	—	696	670	26	—	55	Mar
642	617	5	—	612	570	42	—	80	Apr
652	642	6	—	636	605	31	—	91	May
552	577	4	—	573	549	24	—	65	Jun
593	575	5	—	570	542	28	—	84	Jul
572	562	2	—	560	543	17	—	93	Aug
644	638	3	—	635	614	21	—	99	Sep
560	583	3	—	580	560	20	—	75	Oct
673	661	3	—	658	619	39	—	88	Nov
640	651	4	—	647	630	17	—	77	Dec

オイルコークス		Petroleum coke						単位 Unit : kl	
年・期・月	受入 Receipts	消費 費			Consumption			払出 Shipments	月末在庫 Inventory
		合計 Total	ボイラ用 for Boilers	コージェネ レーション用 for Co-generation	ボイラ用及びコージェネレーション用以外に使用したもの for purposes other than boilers and co-generation	計 Total	直接加熱用 for Direct heating		
平成16年	297,776	298,216	298,216	—	—	—	—	—	55,606
17	279,910	299,120	299,120	—	—	—	—	—	36,396
18	367,430	327,653	327,653	—	—	—	—	—	76,173
19	277,761	303,196	303,196	—	—	—	—	—	50,738
20	268,780	276,579	276,579	—	—	—	—	—	42,939
平成18年度	288,023	323,480	323,480	—	—	—	—	—	28,093
19	320,497	310,157	310,157	—	—	—	—	—	38,433
20年 1～3月	75,348	87,653	87,653	—	—	—	—	—	38,433
4～6	130,914	64,491	64,491	—	—	—	—	—	104,856
7～9	29,934	69,732	69,732	—	—	—	—	—	65,058
10～12	32,584	54,703	54,703	—	—	—	—	—	42,939
平成20年1月	17,877	32,732	32,732	—	—	—	—	—	35,883
2	45,010	26,379	26,379	—	—	—	—	—	54,514
3	12,461	28,542	28,542	—	—	—	—	—	38,433
4	35,303	20,002	20,002	—	—	—	—	—	53,734
5	13,165	22,987	22,987	—	—	—	—	—	43,912
6	82,446	21,502	21,502	—	—	—	—	—	104,856
7	10,825	25,807	25,807	—	—	—	—	—	89,874
8	8,531	23,406	23,406	—	—	—	—	—	74,999
9	10,578	20,519	20,519	—	—	—	—	—	65,058
10	11,056	13,178	13,178	—	—	—	—	—	62,936
11	11,225	19,036	19,036	—	—	—	—	—	55,125
12	10,303	22,489	22,489	—	—	—	—	—	42,939

非石油系燃料(原油換算)		Non-oil based fuels (Crude petroleum equivalent)						単位 Unit : kl	
平成16年	1,381,509	1,409,583	1,327,425	55,008	27,150	22,317	4,833	—	52,539
17	1,233,064	1,231,022	1,145,981	57,981	27,059	23,304	3,755	—	24,354
18	1,198,281	1,159,816	1,038,260	88,678	32,878	28,849	4,029	—	61,390
19	1,202,694	1,238,901	1,109,046	95,269	34,585	29,349	5,236	—	25,182
20	1,318,343	1,258,485	1,074,864	143,590	40,032	33,440	6,592	4,126	79,743
平成18年度	1,204,375	1,183,717	1,061,524	90,290	31,903	27,616	4,288	—	45,985
19	1,242,240	1,253,899	1,107,914	109,840	36,145	30,551	5,594	2,883	30,272
20年 1～3月	330,728	321,588	275,818	36,592	9,178	7,718	1,460	2,883	30,272
4～6	364,155	319,067	271,953	35,461	11,654	9,994	1,660	1,243	74,114
7～9	330,263	325,965	277,984	38,319	9,662	7,845	1,817	—	78,412
10～12	293,196	291,865	249,108	33,219	9,538	7,883	1,655	—	79,743
平成20年1月	133,450	109,096	92,881	13,170	3,045	2,535	510	—	48,359
2	105,417	104,456	89,748	12,057	2,651	2,239	412	900	48,428
3	91,861	108,036	93,189	11,365	3,482	2,944	538	1,984	30,272
4	153,075	110,896	95,276	11,741	3,880	3,374	506	1,243	71,208
5	94,348	101,812	85,839	11,906	4,066	3,494	572	—	63,741
6	116,732	106,359	90,838	11,814	3,707	3,126	582	—	74,114
7	95,664	107,301	91,162	13,079	3,060	2,469	590	—	62,476
8	108,435	110,169	94,548	12,442	3,180	2,575	604	—	60,743
9	126,164	108,495	92,274	12,798	3,423	2,801	622	—	78,412
10	86,152	98,420	83,156	11,473	3,790	3,166	624	—	66,143
11	81,698	100,716	87,250	10,668	2,798	2,288	511	—	47,126
12	125,347	92,729	78,702	11,078	2,949	2,430	519	—	79,743

石炭		Coal				単位 Unit : t	
平成16年	1,818,241	1,858,549	1,858,549	—	—	—	75,451
17	1,546,860	1,543,919	1,543,919	—	—	—	34,975
18	1,454,768	1,399,523	1,399,523	—	—	—	88,162
19	1,310,118	1,362,166	1,362,166	—	—	—	36,115
20	1,464,469	1,374,523	1,374,523	—	—	—	6,213
平成18年度	1,454,699	1,425,022	1,425,022	—	—	—	66,039
19	1,339,235	1,355,502	1,355,502	—	—	—	4,342
20年 1～3月	367,805	354,147	354,147	—	—	—	4,342
4～6	414,564	346,695	346,695	—	—	—	1,871
7～9	363,515	357,150	357,150	—	—	—	—
10～12	318,585	316,531	316,531	—	—	—	—
平成20年1月	155,232	118,735	118,735	—	—	—	72,612
2	115,616	114,193	114,193	—	—	—	1,355
3	96,957	121,219	121,219	—	—	—	2,987
4	185,806	122,292	122,292	—	—	—	1,871
5	97,369	108,628	108,628	—	—	—	—
6	131,389	115,775	115,775	—	—	—	—
7	98,147	115,715	115,715	—	—	—	—
8	119,245	121,795	121,795	—	—	—	—
9	146,123	119,640	119,640	—	—	—	—
10	86,321	104,781	104,781	—	—	—	—
11	82,300	110,847	110,847	—	—	—	—
12	149,964	100,903	100,903	—	—	—	—

液化天然ガス		LNG			Consumption			単位 Unit : t		Year, quarter and month
受入 Receipts	合計 Total	消費 ボイラ用		コージェネレーション用 for Co-generation	ボイラ用及びコージェネレーション用以外に使用したもの for purposes other than boilers and co-generation		払出 Shipments	月末在庫 Inventory		
		for Boilers	for Boilers		計 Total	直接加熱用 for Direct heating			その他用 for Others	
—	—	—	—	—	—	—	—	—	C. Y. 2004	
—	—	—	—	—	—	—	—	—	C. Y. 2005	
—	—	—	—	—	—	—	—	—	C. Y. 2006	
518	494	494	—	—	—	—	—	24	C. Y. 2007	
11,249	11,164	11,164	—	—	—	—	—	109	C. Y. 2008	
—	—	—	—	—	—	—	—	—	F. Y. 2006	
2,446	2,374	2,374	—	—	—	—	—	72	F. Y. 2007	
1,928	1,880	1,880	—	—	—	—	—	72	Q1 2008	
3,009	2,998	2,998	—	—	—	—	—	83	Q2	
2,373	2,323	2,323	—	—	—	—	—	133	Q3	
3,939	3,963	3,963	—	—	—	—	—	109	Q4	
682	608	608	—	—	—	—	—	98	Jan 2008	
395	378	378	—	—	—	—	—	115	Feb	
851	894	894	—	—	—	—	—	72	Mar	
1,020	1,019	1,019	—	—	—	—	—	73	Apr	
1,064	1,057	1,057	—	—	—	—	—	80	May	
925	922	922	—	—	—	—	—	83	Jun	
939	919	919	—	—	—	—	—	103	Jul	
571	599	599	—	—	—	—	—	75	Aug	
863	805	805	—	—	—	—	—	133	Sep	
1,106	1,113	1,113	—	—	—	—	—	126	Oct	
1,371	1,413	1,413	—	—	—	—	—	84	Nov	
1,462	1,437	1,437	—	—	—	—	—	109	Dec	

都市ガス(A)		Town gas(A)			単位 Unit : 1000m <sup>3</sup>			Year, quarter and month
受入 Receipts	合計 Total	ボイラ用		コージェネレーション用 for Co-generation	ボイラ用及びコージェネレーション用以外に使用したもの for purposes other than boilers and co-generation		払出 Shipments	
		for Boilers	for Boilers		計 Total	直接加熱用 for Direct heating		その他用 for Others
106,491	106,491	29,467	52,821	24,203	19,722	4,481	...	C. Y. 2004
142,280	142,280	62,237	55,538	24,505	20,955	3,550	...	C. Y. 2005
159,950	159,950	55,546	75,827	28,577	25,123	3,454	...	C. Y. 2006
250,355	250,356	137,570	82,717	30,069	25,470	4,599	...	C. Y. 2007
286,760	286,759	128,184	123,780	34,795	29,013	5,782	...	C. Y. 2008
166,539	166,539	60,097	78,574	27,868	24,109	3,759	...	F. Y. 2006
273,833	273,832	148,523	94,022	31,287	26,435	4,852	...	F. Y. 2007
72,745	72,743	33,185	31,548	8,010	6,730	1,280	...	Q1 2008
73,906	73,906	33,189	30,603	10,114	8,658	1,456	...	Q2
74,149	74,150	32,706	33,049	8,395	6,805	1,590	...	Q3
65,960	65,960	29,104	28,580	8,276	6,820	1,456	...	Q4
25,558	25,545	11,523	11,362	2,660	2,213	447	...	Jan 2008
24,420	24,430	11,721	10,396	2,313	1,953	360	...	Feb
22,767	22,768	9,941	9,790	3,037	2,564	473	...	Mar
24,491	24,491	10,998	10,133	3,360	2,917	443	...	Apr
24,792	24,792	10,983	10,280	3,529	3,026	503	...	May
24,623	24,623	11,208	10,190	3,225	2,715	510	...	Jun
25,265	25,265	11,330	11,281	2,654	2,138	516	...	Jul
24,695	24,696	11,197	10,731	2,768	2,239	529	...	Aug
24,189	24,189	10,179	11,037	2,973	2,428	545	...	Sep
23,665	23,665	10,508	9,869	3,288	2,739	549	...	Oct
21,794	21,794	10,200	9,179	2,415	1,967	448	...	Nov
20,501	20,501	8,396	9,532	2,573	2,114	459	...	Dec

都市ガス(B)		Town gas(B)			単位 Unit : 1000m <sup>3</sup>			Year, quarter and month
受入 Receipts	合計 Total	ボイラ用		コージェネレーション用 for Co-generation	ボイラ用及びコージェネレーション用以外に使用したもの for purposes other than boilers and co-generation		払出 Shipments	
		for Boilers	for Boilers		計 Total	直接加熱用 for Direct heating		その他用 for Others
107,261	107,267	30,906	51,127	25,234	20,742	4,492	...	C. Y. 2004
144,929	144,934	65,894	53,890	25,150	21,660	3,490	...	C. Y. 2005
172,202	172,206	59,227	82,421	30,558	26,813	3,745	...	C. Y. 2006
269,235	269,233	148,541	88,547	32,145	27,278	4,867	...	C. Y. 2007
310,677	310,671	137,772	135,205	37,694	31,487	6,207	...	C. Y. 2008
177,911	177,917	64,346	83,919	29,652	25,667	3,985	...	F. Y. 2006
296,662	296,655	160,414	102,535	33,706	28,489	5,217	...	F. Y. 2007
78,864	78,862	35,765	34,455	8,642	7,267	1,375	...	Q1 2008
79,665	79,663	35,300	33,390	10,973	9,410	1,563	...	Q2
80,518	80,517	35,338	36,081	9,098	7,387	1,711	...	Q3
71,630	71,629	31,369	31,279	8,981	7,423	1,558	...	Q4
27,684	27,672	12,404	12,401	2,867	2,387	480	...	Jan 2008
26,441	26,449	12,600	11,353	2,496	2,108	388	...	Feb
24,739	24,741	10,761	10,701	3,279	2,772	507	...	Mar
26,596	26,597	11,889	11,055	3,653	3,177	476	...	Apr
26,540	26,537	11,497	11,211	3,829	3,290	539	...	May
26,529	26,529	11,914	11,124	3,491	2,943	548	...	Jun
27,459	27,457	12,261	12,315	2,881	2,325	556	...	Jul
26,780	26,781	12,072	11,715	2,994	2,425	569	...	Aug
26,279	26,279	11,005	12,051	3,223	2,637	586	...	Sep
25,675	25,674	11,302	10,803	3,569	2,981	588	...	Oct
23,643	23,645	10,965	10,045	2,635	2,154	481	...	Nov
22,312	22,310	9,102	10,431	2,777	2,288	489	...	Dec

④ 石油製品工業

合計(原油換算)		Total(Crude petroleum equivalent)				Consumption				単位 Unit : kl
年・期・月	受入 Receipts	消費				ボイラ用及びコージェネレーション用以外に使用したもの for purposes other than boilers and co-generation				
		合計 Total	ボイラ用 for Boilers	コージェネ レーション用 for Co-generation	計 Total	原料用 as Materials	直接加熱用 for Direct heating	その他用 for Others		
平成16年	6,202	17,197,266	5,446,859	2,215,221	9,535,186	753,144	8,428,318	353,724		
17	6,644	17,857,159	5,642,840	2,267,210	9,947,110	900,385	8,735,353	311,372		
18	36,630	17,867,533	5,676,300	2,348,260	9,842,974	1,007,968	8,503,433	331,573		
19	39,518	18,050,958	5,545,717	2,317,635	10,187,606	1,250,071	8,554,024	383,511		
20	30,135	18,054,545	5,329,999	2,303,915	10,420,631	1,272,016	8,684,847	463,768		
平成18年度	35,327	17,905,223	5,735,172	2,329,277	9,840,774	1,088,715	8,414,333	337,726		
19	41,210	17,991,544	5,424,078	2,258,889	10,308,578	1,267,534	8,586,410	454,634		
20年1~3月	13,078	4,713,339	1,390,248	578,148	2,744,943	340,328	2,241,406	163,209		
4~6	10,447	4,094,317	1,224,904	491,831	2,377,582	299,893	1,983,301	94,388		
7~9	4,759	4,469,499	1,364,864	614,594	2,490,041	319,377	2,067,879	102,785		
10~12	1,851	4,777,391	1,349,983	619,342	2,808,066	312,418	2,392,262	103,386		
平成20年1月	6,039	1,626,959	478,205	216,862	931,891	117,448	770,458	43,985		
2	4,227	1,527,261	453,066	206,867	867,328	105,228	713,778	48,323		
3	2,813	1,559,120	458,977	154,418	945,724	117,652	757,170	70,902		
4	4,030	1,398,621	397,146	155,475	846,000	104,959	709,030	32,011		
5	3,350	1,404,202	405,843	183,286	815,073	110,176	673,346	31,552		
6	3,067	1,291,494	421,915	153,070	716,509	84,759	600,925	30,825		
7	3,469	1,509,305	463,872	199,897	845,536	109,493	702,212	33,832		
8	1,162	1,569,746	456,930	219,856	892,961	120,460	737,154	35,346		
9	128	1,390,447	444,063	194,841	751,544	89,424	628,513	33,607		
10	1,769	1,721,861	421,289	201,601	1,098,971	98,303	963,421	37,247		
11	45	1,462,821	445,026	200,041	817,754	103,149	687,875	26,730		
12	37	1,592,708	483,667	217,700	891,341	110,966	740,966	39,409		

石油系燃料(原油換算)		Oil based fuels(Crude petroleum equivalent)				単位 Unit : kl			
平成16年	—	16,933,589	5,189,138	2,215,221	9,529,230	753,144	8,422,362	353,724	
17	—	17,624,733	5,417,336	2,267,210	9,940,187	900,385	8,728,721	311,081	
18	—	17,577,640	5,423,598	2,347,630	9,806,412	1,007,481	8,477,045	321,885	
19	—	17,765,847	5,299,568	2,316,970	10,149,309	1,243,812	8,531,250	374,247	
20	—	17,793,758	5,100,220	2,303,210	10,390,329	1,268,999	8,666,776	454,554	
平成18年度	—	17,616,499	5,482,326	2,328,587	9,805,586	1,087,262	8,389,611	328,712	
19	—	17,709,026	5,182,227	2,258,213	10,268,587	1,260,462	8,563,667	444,458	
20年1~3月	—	4,629,241	1,319,461	577,959	2,731,821	338,549	2,233,588	159,684	
4~6	—	4,035,738	1,176,984	491,662	2,367,091	299,443	1,976,814	90,835	
7~9	—	4,412,617	1,312,968	614,407	2,485,242	318,679	2,065,438	101,126	
10~12	—	4,716,163	1,290,807	619,181	2,806,175	312,329	2,390,936	102,910	
平成20年1月	—	1,596,157	453,522	216,798	925,836	116,674	766,915	42,246	
2	—	1,499,936	430,042	206,808	863,086	104,714	711,244	47,129	
3	—	1,533,148	435,897	154,353	942,899	117,161	755,429	70,308	
4	—	1,379,606	382,236	155,412	841,958	104,823	706,337	30,797	
5	—	1,377,304	382,359	183,231	811,714	110,008	671,233	30,473	
6	—	1,278,828	412,389	153,020	713,419	84,612	599,243	29,564	
7	—	1,496,732	454,851	199,832	842,049	109,193	700,528	32,328	
8	—	1,548,010	436,423	219,797	891,790	120,062	736,499	35,228	
9	—	1,367,875	421,693	194,779	751,403	89,423	628,411	33,569	
10	—	1,699,737	401,013	201,536	1,097,188	98,216	962,125	36,847	
11	—	1,447,853	430,146	200,010	817,697	103,147	687,858	26,691	
12	—	1,568,573	459,647	217,636	891,291	110,966	740,953	39,372	

ガソリン		Gasoline				単位 Unit : kl			
平成16年	…	388	—	—	388	—	—	388	
17	…	328	—	—	328	—	—	328	
18	…	326	—	—	326	—	—	326	
19	…	296	—	—	296	—	—	296	
20	…	267	—	—	267	—	—	267	
平成18年度	…	315	—	—	315	—	—	315	
19	…	294	—	—	294	—	—	294	
20年1~3月	…	65	—	—	65	—	—	65	
4~6	…	73	—	—	73	—	—	73	
7~9	…	70	—	—	70	—	—	70	
10~12	…	59	—	—	59	—	—	59	
平成20年1月	…	25	—	—	25	—	—	25	
2	…	17	—	—	17	—	—	17	
3	…	23	—	—	23	—	—	23	
4	…	33	—	—	33	—	—	33	
5	…	21	—	—	21	—	—	21	
6	…	19	—	—	19	—	—	19	
7	…	25	—	—	25	—	—	25	
8	…	19	—	—	19	—	—	19	
9	…	26	—	—	26	—	—	26	
10	…	14	—	—	14	—	—	14	
11	…	24	—	—	24	—	—	24	
12	…	21	—	—	21	—	—	21	

ナフサ		Naphtha			Consumption				単位 Unit : kl	
受入 Receipts	消費			ボイラ用及びコージェネレーション用以外に使用したものの				Year, quarter and month		
	合計 Total	ボイラ用 for Boilers	コージェネ レーション用 for Co-generation	for purposes other than boilers and co-generation						
				計 Total	原料用 as Materials	直接加熱用 for Direct heating	その他用 for Others			
...	287,123	2,822	2,521	281,780	236,466	45,299	15	C. Y.	2004	
...	301,353	5,323	2,657	293,373	251,074	42,286	13	C. Y.	2005	
...	272,190	6,476	3,110	262,604	209,666	52,936	2	C. Y.	2006	
...	273,362	6,484	2,830	264,048	214,721	49,326	1	C. Y.	2007	
...	271,974	8,018	2,202	261,754	219,795	41,959	-	C. Y.	2008	
...	263,691	6,629	2,991	254,071	201,778	52,291	2	F. Y.	2006	
...	233,645	7,036	2,203	224,406	180,135	44,270	1	F. Y.	2007	
...	55,959	2,645	387	52,927	41,386	11,541	-	Q1	2008	
...	33,178	2,476	572	30,130	20,550	9,580	-	Q2		
...	41,166	1,100	642	39,424	29,150	10,274	-	Q3		
...	141,671	1,797	601	139,273	128,709	10,564	-	Q4		
...	20,737	523	180	20,034	15,913	4,121	-	Jan	2008	
...	17,969	1,004	194	16,771	12,707	4,064	-	Feb		
...	17,253	1,118	13	16,122	12,766	3,356	-	Mar		
...	13,356	1,119	132	12,105	9,415	2,690	-	Apr		
...	11,498	1,022	244	10,232	7,000	3,232	-	May		
...	8,324	335	196	7,793	4,135	3,658	-	Jun		
...	15,544	113	208	15,223	11,134	4,089	-	Jul		
...	13,508	505	210	12,793	9,062	3,731	-	Aug		
...	12,114	482	224	11,408	8,954	2,454	-	Sep		
...	23,351	586	200	22,565	22,050	515	-	Oct		
...	52,402	547	227	51,628	46,973	4,655	-	Nov		
...	65,918	664	174	65,080	59,686	5,394	-	Dec		

灯油		Kerosene			単位 Unit : kl			
...	73,463	15,559	56,217	1,687	-	483	C. Y.	2004
...	41,391	11,256	27,578	2,557	-	429	C. Y.	2005
...	134,107	15,343	117,078	1,686	-	857	C. Y.	2006
...	93,271	19,301	72,367	1,603	-	902	C. Y.	2007
...	55,344	17,727	36,466	1,151	-	389	C. Y.	2008
...	138,632	12,356	124,463	1,813	-	897	F. Y.	2006
...	90,868	19,796	69,393	1,679	-	881	F. Y.	2007
...	7,353	1,659	5,152	542	-	266	Q1	2008
...	15,138	3,072	11,884	182	-	19	Q2	
...	12,013	2,050	9,717	246	-	72	Q3	
...	20,840	10,946	9,713	181	-	32	Q4	
...	2,783	839	1,685	259	-	116	Jan	2008
...	1,056	306	624	126	-	63	Feb	
...	3,514	514	2,843	157	-	87	Mar	
...	3,069	355	2,647	67	-	67	Apr	
...	5,843	1,902	3,889	52	-	10	May	
...	6,226	815	5,348	63	-	54	Jun	
...	9,522	791	8,634	97	-	92	Jul	
...	2,213	1,063	1,083	67	-	15	Aug	
...	278	196	-	82	-	30	Sep	
...	4,783	4,676	11	96	-	84	Oct	
...	9,042	4,326	4,687	29	-	19	Nov	
...	7,015	1,944	5,015	56	-	1	Dec	

軽油		Gas oil			単位 Unit : kl			
...	2,835	1,356	-	1,479	-	1,479	C. Y.	2004
...	2,315	964	-	1,351	-	1,351	C. Y.	2005
...	2,105	686	-	1,419	-	1,419	C. Y.	2006
...	1,883	472	-	1,411	-	1,411	C. Y.	2007
...	2,282	816	-	1,466	-	1,466	C. Y.	2008
...	2,127	646	-	1,481	-	1,481	F. Y.	2006
...	1,973	643	-	1,330	-	1,330	F. Y.	2007
...	721	290	-	431	-	431	Q1	2008
...	446	219	-	227	-	227	Q2	
...	339	22	-	317	-	317	Q3	
...	776	285	-	491	-	491	Q4	
...	308	177	-	131	-	131	Jan	2008
...	256	105	-	151	-	151	Feb	
...	157	8	-	149	-	149	Mar	
...	243	130	-	113	-	113	Apr	
...	61	-	-	61	-	61	May	
...	142	89	-	53	-	53	Jun	
...	92	7	-	85	-	85	Jul	
...	57	6	-	51	-	51	Aug	
...	190	9	-	181	-	181	Sep	
...	284	156	-	128	-	128	Oct	
...	233	8	-	225	-	225	Nov	
...	259	121	-	138	-	138	Dec	

重油計		Heavy fuel oil total				Consumption				単位 Unit : kl
年・期・月	受入 Receipts	消費				ボイラ用及びコージェネレーション用以外に使用したもの for purposes other than boilers and co-generation				
		合計 Total	ボイラ用 for Boilers	コージェネ レーション用 for Co-generation	計 Total	原料用 as Materials	直接加熱用 for Direct heating	その他用 for Others		
平成16年	...	2,918,930	2,040,021	148,118	730,791	—	719,345	11,446		
17	...	2,695,272	1,950,969	96,872	647,431	—	629,103	18,328		
18	...	2,638,454	1,974,510	74,482	589,462	—	577,671	11,791		
19	...	2,596,840	1,921,620	91,407	583,813	—	574,255	9,558		
20	...	2,522,400	1,905,805	75,936	540,659	—	525,903	14,756		
平成18年度	...	2,555,547	1,925,310	86,019	544,218	—	534,237	9,981		
19	...	2,645,339	1,952,280	75,984	617,075	—	604,183	12,892		
20年 1~3月	...	763,703	541,190	19,079	203,434	—	198,807	4,627		
4~6	...	583,316	444,180	19,077	120,059	—	116,665	3,394		
7~9	...	548,316	435,068	20,033	93,215	—	89,726	3,489		
10~12	...	627,065	485,367	17,747	123,951	—	120,705	3,246		
平成20年1月	...	271,434	190,230	6,224	74,980	—	73,465	1,515		
2	...	249,886	176,512	6,919	66,455	—	64,917	1,538		
3	...	242,383	174,448	5,936	61,999	—	60,425	1,574		
4	...	208,197	153,641	6,917	47,639	—	46,332	1,307		
5	...	195,500	147,974	6,564	40,962	—	39,601	1,361		
6	...	179,619	142,565	5,596	31,458	—	30,732	726		
7	...	196,899	156,897	7,135	32,867	—	31,797	1,070		
8	...	177,053	139,128	6,671	31,254	—	29,970	1,284		
9	...	174,364	139,043	6,227	29,094	—	27,959	1,135		
10	...	192,205	147,411	6,108	38,686	—	37,313	1,373		
11	...	216,360	164,535	6,238	45,587	—	44,397	1,190		
12	...	218,500	173,421	5,401	39,678	—	38,995	683		

A重油		Heavy fuel oil A				Consumption				単位 Unit : kl
年・期・月	受入 Receipts	消費				ボイラ用及びコージェネレーション用以外に使用したもの for purposes other than boilers and co-generation				
		合計 Total	ボイラ用 for Boilers	コージェネ レーション用 for Co-generation	計 Total	原料用 as Materials	直接加熱用 for Direct heating	その他用 for Others		
平成16年	...	199,872	74,784	112,744	12,344	—	7,898	4,446		
17	...	163,040	73,705	77,013	12,322	—	7,670	4,652		
18	...	133,463	76,015	45,645	11,803	—	7,772	4,031		
19	...	147,425	78,111	56,028	13,286	—	10,158	3,128		
20	...	123,707	71,142	42,180	10,385	—	8,285	2,100		
平成18年度	...	137,502	68,722	57,267	11,513	—	8,040	3,473		
19	...	134,832	79,592	41,638	13,602	—	10,100	3,502		
20年 1~3月	...	32,244	19,271	10,075	2,898	—	2,196	702		
4~6	...	29,066	17,038	9,507	2,521	—	2,092	429		
7~9	...	30,563	17,524	10,531	2,508	—	1,956	552		
10~12	...	31,834	17,309	12,067	2,458	—	2,041	417		
平成20年1月	...	9,573	6,009	2,713	851	—	707	144		
2	...	11,306	6,664	3,603	1,039	—	727	312		
3	...	11,365	6,598	3,759	1,008	—	762	246		
4	...	10,035	5,367	3,855	813	—	663	150		
5	...	11,105	7,123	3,174	808	—	662	146		
6	...	7,926	4,548	2,478	900	—	767	133		
7	...	10,947	6,301	3,983	663	—	540	123		
8	...	9,831	5,746	3,294	791	—	695	96		
9	...	9,785	5,477	3,254	1,054	—	721	333		
10	...	10,437	5,588	3,950	899	—	718	181		
11	...	10,964	5,834	4,321	809	—	721	88		
12	...	10,433	5,887	3,796	750	—	602	148		

B・C重油		Heavy fuel oil B・C				Consumption				単位 Unit : kl
年・期・月	受入 Receipts	消費				ボイラ用及びコージェネレーション用以外に使用したもの for purposes other than boilers and co-generation				
		合計 Total	ボイラ用 for Boilers	コージェネ レーション用 for Co-generation	計 Total	原料用 as Materials	直接加熱用 for Direct heating	その他用 for Others		
平成16年	...	2,719,058	1,965,237	35,374	718,447	—	711,447	7,000		
17	...	2,532,232	1,877,264	19,859	635,109	—	621,433	13,676		
18	...	2,504,991	1,898,495	28,837	577,659	—	569,899	7,760		
19	...	2,449,415	1,843,509	35,379	570,527	—	564,097	6,430		
20	...	2,398,693	1,834,663	33,756	530,274	—	517,618	12,656		
平成18年度	...	2,418,045	1,856,588	28,752	532,705	—	526,197	6,508		
19	...	2,510,507	1,872,688	34,346	603,473	—	594,083	9,390		
20年 1~3月	...	731,459	521,919	9,004	200,536	—	196,611	3,925		
4~6	...	554,250	427,142	9,570	117,538	—	114,573	2,965		
7~9	...	517,753	417,544	9,502	90,707	—	87,770	2,937		
10~12	...	595,231	468,058	5,680	121,493	—	118,664	2,829		
平成20年1月	...	261,861	184,221	3,511	74,129	—	72,758	1,371		
2	...	238,580	169,848	3,316	65,416	—	64,190	1,226		
3	...	231,018	167,850	2,177	60,991	—	59,663	1,328		
4	...	198,162	148,274	3,062	46,826	—	45,669	1,157		
5	...	184,395	140,851	3,390	40,154	—	38,939	1,215		
6	...	171,693	138,017	3,118	30,558	—	29,965	593		
7	...	185,952	150,596	3,152	32,204	—	31,257	947		
8	...	167,222	133,382	3,377	30,463	—	29,275	1,188		
9	...	164,579	133,566	2,973	28,040	—	27,238	802		
10	...	181,768	141,823	2,158	37,787	—	36,595	1,192		
11	...	205,396	158,701	1,917	44,778	—	43,676	1,102		
12	...	208,067	167,534	1,605	38,928	—	38,393	535		

炭化水素油		Hydrocarbon oil				Consumption			単位 Unit : kl	
受入 Receipts	合計 Total	ボイラ用 for Boilers	コージェネ レーション用 for Co-generation	ボイラ用及びコージェネレーション用以外に使用したもの for purposes other than boilers and co-generation				Year, quarter and month		
				計 Total	原料用 as Materials	直接加熱用 for Direct heating	その他用 for Others			
-	1,404,346	824,267	580,079	-	-	-	-	C. Y.	2004	
-	1,513,286	951,678	561,608	-	-	-	-	C. Y.	2005	
-	1,638,630	1,002,749	635,881	-	-	-	-	C. Y.	2006	
-	1,600,175	952,212	647,963	-	-	-	-	C. Y.	2007	
-	1,621,605	925,366	696,239	-	-	-	-	C. Y.	2008	
-	1,684,711	1,071,140	613,571	-	-	-	-	F. Y.	2006	
-	1,488,602	868,749	619,853	-	-	-	-	F. Y.	2007	
-	386,644	224,909	161,735	-	-	-	-	Q1	2008	
-	327,686	193,476	134,210	-	-	-	-	Q2		
-	465,164	271,238	193,926	-	-	-	-	Q3		
-	442,111	235,743	206,368	-	-	-	-	Q4		
-	149,649	78,917	70,732	-	-	-	-	Jan	2008	
-	141,811	74,016	67,795	-	-	-	-	Feb		
-	95,184	71,976	23,208	-	-	-	-	Mar		
-	89,412	58,122	31,290	-	-	-	-	Apr		
-	115,692	53,815	61,877	-	-	-	-	May		
-	122,582	81,539	41,043	-	-	-	-	Jun		
-	154,467	97,245	57,222	-	-	-	-	Jul		
-	157,878	87,994	69,884	-	-	-	-	Aug		
-	152,819	85,999	66,820	-	-	-	-	Sep		
-	141,014	70,190	70,824	-	-	-	-	Oct		
-	136,813	72,325	64,488	-	-	-	-	Nov		
-	164,284	93,228	71,056	-	-	-	-	Dec		

液化石油ガス		Liquefied petroleum gas				単位 Unit : t			
...	481,489	17,149	180,222	284,118	253,332	30,386	400	C. Y.	2004
...	551,325	9,010	200,960	341,355	304,513	36,651	191	C. Y.	2005
...	656,819	11,881	212,037	432,901	381,365	51,528	8	C. Y.	2006
...	753,059	11,138	186,163	555,758	503,783	51,953	22	C. Y.	2007
...	755,883	10,669	170,600	574,614	510,809	63,790	15	C. Y.	2008
...	717,438	12,105	214,536	490,797	437,107	53,684	6	F. Y.	2006
...	768,079	11,136	179,618	577,325	525,110	52,190	25	F. Y.	2007
...	212,073	3,741	51,328	157,004	142,371	14,630	3	Q1	2008
...	194,849	2,579	42,484	149,786	130,927	18,859	-	Q2	
...	208,363	2,021	47,187	159,155	140,653	18,500	2	Q3	
...	140,598	2,328	29,601	108,669	96,858	11,801	10	Q4	
...	71,872	1,312	18,583	51,977	48,384	3,593	-	Jan	2008
...	66,460	1,373	16,676	48,411	43,519	4,892	-	Feb	
...	73,741	1,056	16,069	56,616	50,468	6,145	3	Mar	
...	72,776	819	15,365	56,592	49,216	7,376	-	Apr	
...	66,013	1,020	14,641	50,352	44,992	5,360	-	May	
...	56,060	740	12,478	42,842	36,719	6,123	-	Jun	
...	68,918	677	15,193	53,048	47,005	6,041	2	Jul	
...	77,841	655	17,026	60,160	54,065	6,095	-	Aug	
...	61,604	689	14,968	45,947	39,583	6,364	-	Sep	
...	49,614	36	7,594	41,984	39,678	2,300	6	Oct	
...	46,315	1,017	9,539	35,759	31,902	3,853	4	Nov	
...	44,669	1,275	12,468	30,926	25,278	5,648	-	Dec	

石油系炭化水素ガス		Hydrocarbon gas				単位 Unit : 1000m <sup>3</sup>			
...	9,348,176	1,487,955	965,534	6,894,687	177,936	6,428,593	288,158	C. Y.	2004
...	9,919,755	1,598,806	1,072,564	7,248,385	234,889	6,767,563	245,933	C. Y.	2005
...	9,616,520	1,501,370	1,005,099	7,110,051	271,529	6,577,555	260,967	C. Y.	2006
...	9,814,643	1,527,526	1,018,362	7,268,755	331,887	6,629,353	307,515	C. Y.	2007
...	10,099,548	1,453,478	1,042,749	7,603,321	351,360	6,875,585	376,376	C. Y.	2008
...	9,625,590	1,541,801	990,836	7,092,953	283,074	6,541,530	268,349	F. Y.	2006
...	9,889,610	1,493,035	1,023,188	7,373,387	350,803	6,656,560	366,024	F. Y.	2007
...	2,562,999	348,684	267,474	1,946,841	99,751	1,714,363	132,727	Q1	2008
...	2,313,628	354,576	223,111	1,735,941	94,585	1,566,467	74,889	Q2	
...	2,509,317	395,421	268,750	1,845,146	93,725	1,667,862	83,559	Q3	
...	2,713,604	354,797	283,414	2,075,393	63,299	1,926,893	85,201	Q4	
...	863,071	116,456	92,680	653,935	33,913	585,238	34,784	Jan	2008
...	813,619	109,996	89,231	614,392	31,508	543,870	39,014	Feb	
...	886,309	122,232	85,563	678,514	34,330	585,255	58,929	Mar	
...	810,124	123,203	78,892	608,029	27,620	555,195	25,214	Apr	
...	783,041	111,989	74,333	596,719	38,675	533,115	24,929	May	
...	720,463	119,384	69,886	531,193	28,290	478,157	24,746	Jun	
...	843,281	131,689	88,027	623,565	32,602	564,187	26,776	Jul	
...	895,687	136,001	97,906	661,780	35,533	597,145	29,102	Aug	
...	770,349	127,731	82,817	559,801	25,590	506,530	27,681	Sep	
...	1,051,288	112,823	93,411	845,054	23,261	791,439	30,354	Oct	
...	797,196	122,358	91,867	582,971	17,659	543,639	21,673	Nov	
...	865,120	119,616	98,136	647,368	22,379	591,815	33,174	Dec	

オイルコークス		Petroleum coke				Consumption				単位 Unit : t
年・期・月	受入 Receipts	消費								
		合計 Total	ボイラ用 for Boilers	コージェネ レーション用 for Co-generation	ボイラ用及びコージェネレーション用以外に使用したもの for purposes other than boilers and co-generation					
					計 Total	原料用 as Materials	直接加熱用 for Direct heating	その他用 for Others		
平成16年	—	297,460	297,460	—	—	—	—	—	—	
17	—	371,443	371,443	—	—	—	—	—	—	
18	—	404,756	404,756	—	—	—	—	—	—	
19	—	357,170	357,170	—	—	—	—	—	—	
20	—	407,951	407,951	—	—	—	—	—	—	
平成18年度	—	396,428	396,428	—	—	—	—	—	—	
19	—	365,937	365,937	—	—	—	—	—	—	
20年1～3月	—	100,699	100,699	—	—	—	—	—	—	
4～6	—	87,744	87,744	—	—	—	—	—	—	
7～9	—	110,254	110,254	—	—	—	—	—	—	
10～12	—	109,254	109,254	—	—	—	—	—	—	
平成20年1月	—	31,449	31,449	—	—	—	—	—	—	
2	—	37,012	37,012	—	—	—	—	—	—	
3	—	32,238	32,238	—	—	—	—	—	—	
4	—	10,226	10,226	—	—	—	—	—	—	
5	—	39,398	39,398	—	—	—	—	—	—	
6	—	38,120	38,120	—	—	—	—	—	—	
7	—	33,161	33,161	—	—	—	—	—	—	
8	—	39,911	39,911	—	—	—	—	—	—	
9	—	37,182	37,182	—	—	—	—	—	—	
10	—	38,549	38,549	—	—	—	—	—	—	
11	—	33,966	33,966	—	—	—	—	—	—	
12	—	36,739	36,739	—	—	—	—	—	—	

非石油系燃料(原油換算)		Non-oil based fuels (Crude petroleum equivalent)				単位 Unit : kl			
平成16年	6,202	263,678	257,722	—	5,956	—	5,956	—	
17	6,644	232,426	225,504	—	6,922	—	6,632	291	
18	36,630	289,893	252,702	630	36,561	487	26,387	9,688	
19	39,518	285,111	246,149	665	38,297	6,259	22,774	9,264	
20	30,135	260,787	229,779	705	30,303	3,016	18,072	9,214	
平成18年度	35,327	288,724	252,846	690	35,188	1,452	24,722	9,014	
19	41,210	282,518	241,851	676	39,991	7,072	22,743	10,176	
20年1～3月	13,078	84,098	70,787	189	13,122	1,779	7,818	3,525	
4～6	10,447	58,579	47,919	169	10,491	450	6,487	3,553	
7～9	4,759	56,882	51,897	187	4,799	698	2,441	1,659	
10～12	1,851	61,228	59,176	161	1,891	89	1,326	477	
平成20年1月	6,039	30,802	24,682	64	6,055	775	3,543	1,738	
2	4,227	27,325	23,024	60	4,242	514	2,534	1,194	
3	2,813	25,971	23,081	65	2,825	491	1,741	593	
4	4,030	19,015	14,910	63	4,042	135	2,693	1,213	
5	3,350	26,898	23,484	55	3,359	168	2,113	1,078	
6	3,067	12,666	9,525	51	3,090	147	1,682	1,261	
7	3,469	12,573	9,020	65	3,487	299	1,684	1,504	
8	1,162	21,737	20,506	60	1,171	398	655	118	
9	128	22,572	22,370	62	140	1	102	38	
10	1,769	22,124	20,276	65	1,783	87	1,296	400	
11	45	14,968	14,880	31	57	1	17	39	
12	37	24,135	24,020	64	51	—	13	37	

石炭		Coal				単位 Unit : t			
平成16年	—	369,524	369,524	—	—	—	—	—	
17	—	323,556	323,556	—	—	—	—	—	
18	—	362,166	362,166	—	—	—	—	—	
19	—	352,693	352,693	—	—	—	—	—	
20	—	345,911	345,911	—	—	—	—	—	
平成18年度	—	362,476	362,476	—	—	—	—	—	
19	—	351,455	351,455	—	—	—	—	—	
20年1～3月	—	106,577	106,577	—	—	—	—	—	
4～6	—	72,120	72,120	—	—	—	—	—	
7～9	—	78,115	78,115	—	—	—	—	—	
10～12	—	89,099	89,099	—	—	—	—	—	
平成20年1月	—	37,161	37,161	—	—	—	—	—	
2	—	34,665	34,665	—	—	—	—	—	
3	—	34,751	34,751	—	—	—	—	—	
4	—	22,447	22,447	—	—	—	—	—	
5	—	35,333	35,333	—	—	—	—	—	
6	—	14,340	14,340	—	—	—	—	—	
7	—	13,580	13,580	—	—	—	—	—	
8	—	30,859	30,859	—	—	—	—	—	
9	—	33,676	33,676	—	—	—	—	—	
10	—	30,529	30,529	—	—	—	—	—	
11	—	22,403	22,403	—	—	—	—	—	
12	—	36,167	36,167	—	—	—	—	—	

天然ガス		Natural gas				Consumption				単位 Unit : 1000m <sup>3</sup>	
受入 Receipts	合計 Total	ボイラ用 for Boilers	コージェネ レーション用 for Co-generation	ボイラ用及びコージェネレーション用以外に使用したもの for purposes other than boilers and co-generation				Year, quarter and month			
				計 Total	原料用 as Materials	直接加熱用 for Direct heating	その他用 for Others				
5,780	5,945	382	—	5,563	—	5,563	—	C. Y. 2004			
5,934	6,381	187	—	6,194	—	6,194	—	C. Y. 2005			
2,302	3,298	146	588	2,564	—	2,564	—	C. Y. 2006			
—	827	44	621	162	—	162	—	C. Y. 2007			
—	835	46	627	162	—	162	—	C. Y. 2008			
829	1,749	79	644	1,026	—	1,026	—	F. Y. 2006			
—	829	45	623	161	—	161	—	F. Y. 2007			
—	217	10	168	39	—	39	—	Q1 2008			
—	212	23	150	39	—	39	—	Q2			
—	221	7	166	48	—	48	—	Q3			
—	185	6	143	36	—	36	—	Q4			
—	76	4	57	15	—	15	—	Jan 2008			
—	69	3	53	13	—	13	—	Feb			
—	72	3	58	11	—	11	—	Mar			
—	70	3	56	11	—	11	—	Apr			
—	75	18	49	8	—	8	—	May			
—	67	2	45	20	—	20	—	Jun			
—	76	2	58	16	—	16	—	Jul			
—	73	3	53	17	—	17	—	Aug			
—	72	2	55	15	—	15	—	Sep			
—	73	2	58	13	—	13	—	Oct			
—	41	2	28	11	—	11	—	Nov			
—	71	2	57	12	—	12	—	Dec			

液化天然ガス		LNG				単位 Unit : t			
—	—	—	—	—	—	—	—	—	C. Y. 2004
—	—	—	—	—	—	—	—	—	C. Y. 2005
23,620	23,625	250	—	23,375	341	16,571	6,463	C. Y. 2006	
27,430	26,810	357	—	26,453	4,387	15,841	6,225	C. Y. 2007	
21,046	21,046	10	—	21,036	2,138	12,680	6,218	C. Y. 2008	
23,832	23,837	250	—	23,587	1,018	16,558	6,011	F. Y. 2006	
28,713	28,093	357	—	27,736	4,971	15,880	6,885	F. Y. 2007	
9,187	9,187	—	—	9,187	1,261	5,510	2,416	Q1 2008	
7,327	7,327	—	—	7,327	319	4,567	2,441	Q2	
3,303	3,303	10	—	3,293	495	1,692	1,106	Q3	
1,229	1,229	—	—	1,229	63	911	255	Q4	
4,253	4,253	—	—	4,253	549	2,499	1,205	Jan 2008	
2,969	2,969	—	—	2,969	364	1,786	819	Feb	
1,965	1,965	—	—	1,965	348	1,225	392	Mar	
2,829	2,829	—	—	2,829	96	1,900	833	Apr	
2,348	2,348	—	—	2,348	119	1,491	738	May	
2,150	2,150	—	—	2,150	104	1,176	870	Jun	
2,438	2,438	—	—	2,438	212	1,181	1,045	Jul	
800	800	7	—	793	282	451	60	Aug	
65	65	3	—	62	1	60	1	Sep	
1,225	1,225	—	—	1,225	62	908	255	Oct	
4	4	—	—	4	1	3	—	Nov	
—	—	—	—	—	—	—	—	Dec	

都市ガス(A)		Town gas(A)				単位 Unit : 1000m <sup>3</sup>			
12	12	—	—	12	—	—	12	C. Y. 2004	
242	242	—	—	242	—	—	242	C. Y. 2005	
396	396	—	—	396	—	—	396	C. Y. 2006	
326	326	—	—	326	—	—	326	C. Y. 2007	
381	381	—	—	381	—	—	381	C. Y. 2008	
373	373	—	—	373	—	—	373	F. Y. 2006	
335	335	—	—	335	—	—	335	F. Y. 2007	
101	101	—	—	101	—	—	101	Q1 2008	
94	94	—	—	94	—	—	94	Q2	
85	85	—	—	85	—	—	85	Q3	
101	101	—	—	101	—	—	101	Q4	
33	33	—	—	33	—	—	33	Jan 2008	
33	33	—	—	33	—	—	33	Feb	
35	35	—	—	35	—	—	35	Mar	
33	33	—	—	33	—	—	33	Apr	
32	32	—	—	32	—	—	32	May	
29	29	—	—	29	—	—	29	Jun	
26	26	—	—	26	—	—	26	Jul	
28	28	—	—	28	—	—	28	Aug	
31	31	—	—	31	—	—	31	Sep	
35	35	—	—	35	—	—	35	Oct	
34	34	—	—	34	—	—	34	Nov	
32	32	—	—	32	—	—	32	Dec	

都市ガス(B) 年・期・月	Town gas(B) 受入 Receipts	Consumption 消費 ボイラ用及びコージェネレーション用以外に使用したもの for purposes other than boilers and co-generation							単位 Unit : 1000m <sup>3</sup>
		合計 Total	ボイラ用 for Boilers	コージェネ レーション用 for Co-generation	計 Total				
					原料用 as Materials	直接加熱用 for Direct heating	その他用 for Others		
平成16年	12	—	—	—	—	—	—	—	—
17	270	270	—	—	270	—	—	—	270
18	434	434	—	—	434	—	—	—	434
19	356	356	—	—	356	—	—	—	356
20	416	416	—	—	416	—	—	—	416
平成18年度	407	407	—	—	407	—	—	—	407
19	365	365	—	—	365	—	—	—	365
20年 1～3月	110	110	—	—	110	—	—	—	110
4～6	103	103	—	—	103	—	—	—	103
7～9	93	93	—	—	93	—	—	—	93
10～12	110	110	—	—	110	—	—	—	110
平成20年1月	36	36	—	—	36	—	—	—	36
2	36	36	—	—	36	—	—	—	36
3	38	38	—	—	38	—	—	—	38
4	36	36	—	—	36	—	—	—	36
5	35	35	—	—	35	—	—	—	35
6	32	32	—	—	32	—	—	—	32
7	28	28	—	—	28	—	—	—	28
8	31	31	—	—	31	—	—	—	31
9	34	34	—	—	34	—	—	—	34
10	38	38	—	—	38	—	—	—	38
11	37	37	—	—	37	—	—	—	37
12	35	35	—	—	35	—	—	—	35

⑤ ガラス製品工業

Glass products

合計(原油換算)		Total(Crude petroleum equivalent)					単位 Unit : kl		
受入 Receipts	合計 Total	消費 Consumption					払出 Shipments	月末在庫 Inventory	Year, quarter and month
		ボイラ用 for Boilers	コージェネ レーション用 for Co-generation	ボイラ用及びコージェネレーション用以外に使用したものの for purposes than boilers and co-generation					
				計 Total	直接加熱用 for Direct heating	その他用 for Others			
713,054	713,588	12,657	69,590	631,340	589,062	42,278	—	13,599	C. Y. 2004
713,085	714,855	13,895	68,114	632,846	596,568	36,278	57	12,458	C. Y. 2005
701,730	701,789	16,318	62,666	622,805	585,816	36,989	108	11,647	C. Y. 2006
694,185	695,437	16,952	54,720	623,765	601,309	22,455	96	10,213	C. Y. 2007
638,514	642,511	17,585	26,923	598,003	577,454	20,549	12	6,757	C. Y. 2008
705,993	705,972	16,496	61,270	628,205	594,982	33,224	132	10,991	F. Y. 2006
682,524	684,413	17,431	49,028	617,953	595,473	22,481	73	8,958	F. Y. 2007
161,054	162,328	5,222	8,937	148,169	142,791	5,379	—	8,958	Q1 2008
162,928	163,204	4,260	6,689	152,255	147,079	5,176	12	8,666	Q2
164,152	164,726	4,139	5,670	154,917	149,124	5,793	—	8,057	Q3
150,380	152,252	3,964	5,627	142,662	138,461	4,201	—	6,757	Q4
53,601	55,229	1,827	2,964	50,438	48,368	2,070	—	8,490	Jan 2008
53,473	52,962	1,730	3,570	47,663	46,065	1,597	—	8,999	Feb
53,980	54,136	1,665	2,403	50,069	48,358	1,711	—	8,958	Mar
53,955	53,863	1,437	1,873	50,554	48,881	1,673	—	9,050	Apr
54,197	54,185	1,349	2,037	50,799	49,056	1,743	12	9,048	May
54,775	55,156	1,475	2,779	50,903	49,143	1,759	—	8,666	Jun
56,321	55,515	1,417	1,966	52,133	50,186	1,946	—	9,420	Jul
56,179	56,411	1,370	1,943	53,099	51,423	1,676	—	9,165	Aug
51,652	52,800	1,353	1,761	49,686	47,514	2,171	—	8,057	Sep
52,275	53,249	1,385	1,990	49,874	48,247	1,627	—	7,281	Oct
50,674	51,219	1,296	1,772	48,150	46,795	1,356	—	6,926	Nov
47,431	47,784	1,282	1,865	44,637	43,419	1,218	—	6,757	Dec

石油系燃料(原油換算)		Oil based fuels(Crude petroleum equivalent)					単位 Unit : kl		
493,516	494,121	9,436	32,219	452,466	426,312	26,154	—	13,599	C. Y. 2004
463,249	464,998	10,543	31,427	423,028	411,391	11,636	57	12,458	C. Y. 2005
379,983	380,055	10,250	17,360	352,445	345,355	7,090	108	11,612	C. Y. 2006
347,002	348,243	10,550	7,368	330,326	325,321	5,005	96	10,188	C. Y. 2007
258,677	262,678	7,365	2,399	252,915	249,368	3,547	12	6,733	C. Y. 2008
370,850	370,852	10,001	11,183	349,668	343,136	6,532	132	10,951	F. Y. 2006
334,501	336,374	10,857	7,757	317,760	312,813	4,948	73	8,934	F. Y. 2007
75,077	76,350	3,147	2,186	71,016	69,781	1,235	—	8,934	Q1 2008
72,676	72,967	1,959	212	70,796	69,681	1,115	12	8,629	Q2
64,022	64,598	1,578	—	63,020	62,097	923	—	8,023	Q3
46,902	48,764	681	—	48,083	47,809	274	—	6,733	Q4
25,934	27,559	1,162	707	25,690	25,282	408	—	8,467	Jan 2008
24,762	24,267	1,035	841	22,391	21,964	427	—	8,961	Feb
24,381	24,524	950	639	22,936	22,536	400	—	8,934	Mar
24,260	24,175	741	20	23,414	22,988	425	—	9,020	Apr
24,251	24,238	620	96	23,522	23,159	363	12	9,020	May
24,165	24,554	598	96	23,860	23,533	327	—	8,629	Jun
24,639	23,823	569	—	23,255	22,911	343	—	9,394	Jul
20,886	21,124	506	—	20,618	20,332	286	—	9,136	Aug
18,497	19,650	504	—	19,147	18,853	294	—	8,023	Sep
16,537	17,500	250	—	17,250	17,187	63	—	7,259	Oct
15,410	15,950	227	—	15,724	15,634	90	—	6,908	Nov
14,955	15,313	205	—	15,109	14,989	120	—	6,733	Dec

ガソリン		Gasoline					単位 Unit : kl		
21	21	...	...	21	...	21	—	—	C. Y. 2004
16	16	...	...	16	...	16	—	—	C. Y. 2005
18	18	...	...	18	...	18	—	—	C. Y. 2006
22	22	...	...	22	...	22	—	—	C. Y. 2007
20	20	...	...	20	...	20	—	—	C. Y. 2008
17	17	...	...	17	...	17	—	—	F. Y. 2006
23	23	...	...	23	...	23	—	—	F. Y. 2007
5	5	...	...	5	...	5	—	—	Q1 2008
5	5	...	...	5	...	5	—	—	Q2
6	6	...	...	6	...	6	—	—	Q3
4	4	...	...	4	...	4	—	—	Q4
1	1	...	...	1	...	1	—	—	Jan 2008
2	2	...	...	2	...	2	—	—	Feb
2	2	...	...	2	...	2	—	—	Mar
2	2	...	...	2	...	2	—	—	Apr
1	1	...	...	1	...	1	—	—	May
2	2	...	...	2	...	2	—	—	Jun
2	2	...	...	2	...	2	—	—	Jul
2	2	...	...	2	...	2	—	—	Aug
2	2	...	...	2	...	2	—	—	Sep
2	2	...	...	2	...	2	—	—	Oct
1	1	...	...	1	...	1	—	—	Nov
1	1	...	...	1	...	1	—	—	Dec

灯油		Kerosene						単位 Unit : kl	
年・期・月	受入 Receipts	消費 Consumption						払出 Shipments	月末在庫 Inventory
		合計 Total	ボイラ用 for Boilers	コージェネ レーション用 for Co-generation	ボイラ用及びコージェネレーション用以外に使用したものを for purposes than boilers and co-generation				
					計 Total	直接加熱用 for Direct heating	その他用 for Others		
平成16年	5,966	6,085	3,662	—	2,423	2,209	214	—	796
17	5,063	5,233	2,744	—	2,489	2,285	204	—	628
18	4,006	4,177	1,935	—	2,242	2,100	142	33	400
19	3,024	3,066	1,588	—	1,478	1,332	146	—	355
20	2,424	2,575	1,404	—	1,171	984	187	—	233
平成18年度	3,545	3,565	1,610	—	1,955	1,835	120	33	350
19	2,956	3,071	1,611	—	1,460	1,249	211	—	231
20年1~3月	811	934	416	—	518	386	132	—	231
4~6	618	627	372	—	255	242	13	—	222
7~9	557	610	384	—	226	220	6	—	166
10~12	438	404	232	—	172	136	36	—	233
平成20年1月	238	294	133	—	161	132	29	—	300
2	337	365	146	—	219	140	79	—	270
3	236	275	137	—	138	114	24	—	231
4	203	216	123	—	93	85	8	—	219
5	196	202	120	—	82	79	3	—	212
6	219	209	129	—	80	78	2	—	222
7	203	226	150	—	76	74	2	—	196
8	226	216	121	—	95	93	2	—	205
9	128	168	113	—	55	53	2	—	166
10	116	128	93	—	35	32	3	—	165
11	121	132	77	—	55	42	13	—	166
12	201	144	62	—	82	62	20	—	233

軽油		Gas oil						単位 Unit : kl	
平成16年	85	91	—	—	91	12	79	—	1
17	63	63	—	—	63	—	63	—	1
18	53	53	—	—	53	—	53	—	1
19	47	47	—	—	47	—	47	—	1
20	34	34	—	—	34	—	34	—	1
平成18年度	56	56	—	—	56	—	56	—	1
19	37	37	—	—	37	—	37	—	1
20年1~3月	8	8	—	—	8	—	8	—	1
4~6	9	9	—	—	9	—	9	—	1
7~9	9	9	—	—	9	—	9	—	1
10~12	8	8	—	—	8	—	8	—	1
平成20年1月	2	2	—	—	2	—	2	—	1
2	3	3	—	—	3	—	3	—	1
3	3	3	—	—	3	—	3	—	1
4	3	3	—	—	3	—	3	—	1
5	3	3	—	—	3	—	3	—	1
6	3	3	—	—	3	—	3	—	1
7	3	3	—	—	3	—	3	—	1
8	3	3	—	—	3	—	3	—	1
9	3	3	—	—	3	—	3	—	1
10	3	3	—	—	3	—	3	—	1
11	3	3	—	—	3	—	3	—	1
12	2	2	—	—	2	—	2	—	1

重油計		Heavy fuel oil total						単位 Unit : kl	
平成16年	390,109	390,558	2,830	30,642	357,086	331,891	25,195	—	11,202
17	346,030	347,435	2,747	30,704	313,984	302,938	11,046	56	10,379
18	262,585	262,529	3,512	16,960	242,057	235,380	6,677	75	9,822
19	230,183	231,401	4,015	7,198	220,188	215,547	4,641	94	8,439
20	168,997	172,520	2,894	2,374	167,252	163,992	3,260	12	5,404
平成18年度	253,084	253,181	3,780	10,926	238,475	232,323	6,152	98	9,194
19	221,483	223,200	4,229	7,606	211,365	206,815	4,550	71	7,441
20年1~3月	49,726	50,834	1,356	2,164	47,314	46,238	1,076	—	7,441
4~6	48,389	48,620	869	210	47,541	46,469	1,072	12	7,197
7~9	42,111	42,506	669	—	41,837	40,947	890	—	6,789
10~12	28,771	30,560	—	—	30,560	30,338	222	—	5,404
平成20年1月	16,453	17,904	548	700	16,656	16,286	370	—	6,988
2	16,690	16,238	420	832	14,986	14,646	340	—	7,440
3	16,583	16,692	388	632	15,672	15,306	366	—	7,441
4	16,336	16,232	348	20	15,864	15,458	406	—	7,545
5	16,050	16,028	301	95	15,632	15,281	351	12	7,554
6	16,003	16,360	220	95	16,045	15,730	315	—	7,197
7	16,840	16,031	270	—	15,761	15,429	332	—	7,962
8	13,468	13,642	199	—	13,443	13,168	275	—	7,773
9	11,803	12,833	200	—	12,633	12,350	283	—	6,789
10	10,012	10,907	—	—	10,907	10,853	54	—	6,035
11	9,149	9,574	—	—	9,574	9,502	72	—	5,744
12	9,610	10,079	—	—	10,079	9,983	96	—	5,404

A重油		Heavy fuel oil A					単位 Unit : kl			
受入 Receipts	消費 Consumption						払出 Shipments	月末在庫 Inventory	Year, quarter and month	
	合計 Total	ボイラ用 for Boilers	コージェネレーション用 for Co-generation	ボイラ用及びコージェネレーション用以外に使用したものを for purposes than boilers and co-generation						
				計 Total	直接加熱用 for Direct heating	その他用 for Others				
180,950	181,309	2,830	18,074	160,405	135,210	25,195	—	4,938	C. Y.	2004
149,871	151,218	2,747	30,704	117,767	106,739	11,028	56	4,161	C. Y.	2005
100,233	100,269	3,512	16,960	79,797	73,142	6,655	75	3,980	C. Y.	2006
89,207	89,679	4,015	7,198	78,466	73,825	4,641	94	3,418	C. Y.	2007
57,040	58,527	2,894	2,374	53,259	49,999	3,260	12	1,906	C. Y.	2008
93,345	93,969	3,780	10,926	79,263	73,111	6,152	98	3,310	F. Y.	2006
85,157	85,514	4,229	7,606	73,679	69,129	4,550	71	2,883	F. Y.	2007
18,120	18,654	1,356	2,164	15,134	14,058	1,076	—	2,883	Q1	2008
16,387	16,505	869	210	15,426	14,354	1,072	12	2,752	Q2	
13,984	14,226	669	—	13,557	12,667	890	—	2,509	Q3	
8,549	9,142	—	—	9,142	8,920	222	—	1,906	Q4	
5,869	6,591	548	700	5,343	4,973	370	—	2,696	Jan	2008
6,204	6,073	420	832	4,821	4,481	340	—	2,826	Feb	
6,047	5,990	388	632	4,970	4,604	366	—	2,883	Mar	
5,327	5,552	348	20	5,184	4,778	406	—	2,659	Apr	
5,544	5,572	301	95	5,176	4,825	351	12	2,617	May	
5,516	5,381	220	95	5,066	4,751	315	—	2,752	Jun	
5,309	5,035	270	—	4,765	4,433	332	—	3,027	Jul	
4,534	4,534	199	—	4,335	4,060	275	—	3,026	Aug	
4,141	4,657	200	—	4,457	4,174	283	—	2,509	Sep	
2,887	3,495	—	—	3,495	3,441	54	—	1,905	Oct	
2,614	2,626	—	—	2,626	2,554	72	—	1,889	Nov	
3,048	3,021	—	—	3,021	2,925	96	—	1,906	Dec	

B・C重油		Heavy fuel oil B・C					単位 Unit : kl			
209,159	209,249	—	12,568	196,681	196,681	—	—	6,264	C. Y.	2004
196,159	196,217	—	—	196,217	196,199	18	—	6,218	C. Y.	2005
162,352	162,260	—	—	162,260	162,238	22	—	5,842	C. Y.	2006
140,976	141,722	—	—	141,722	141,722	—	—	5,021	C. Y.	2007
111,957	113,993	—	—	113,993	113,993	—	—	3,498	C. Y.	2008
159,739	159,212	—	—	159,212	159,212	—	—	5,884	F. Y.	2006
136,326	137,686	—	—	137,686	137,686	—	—	4,558	F. Y.	2007
31,606	32,180	—	—	32,180	32,180	—	—	4,558	Q1	2008
32,002	32,115	—	—	32,115	32,115	—	—	4,445	Q2	
28,127	28,280	—	—	28,280	28,280	—	—	4,280	Q3	
20,222	21,418	—	—	21,418	21,418	—	—	3,498	Q4	
10,584	11,313	—	—	11,313	11,313	—	—	4,292	Jan	2008
10,486	10,165	—	—	10,165	10,165	—	—	4,614	Feb	
10,536	10,702	—	—	10,702	10,702	—	—	4,558	Mar	
11,009	10,680	—	—	10,680	10,680	—	—	4,886	Apr	
10,506	10,456	—	—	10,456	10,456	—	—	4,937	May	
10,487	10,979	—	—	10,979	10,979	—	—	4,445	Jun	
11,531	10,996	—	—	10,996	10,996	—	—	4,935	Jul	
8,934	9,108	—	—	9,108	9,108	—	—	4,747	Aug	
7,662	8,176	—	—	8,176	8,176	—	—	4,280	Sep	
7,125	7,412	—	—	7,412	7,412	—	—	4,130	Oct	
6,535	6,948	—	—	6,948	6,948	—	—	3,855	Nov	
6,562	7,058	—	—	7,058	7,058	—	—	3,498	Dec	

液化石油ガス		Liquefied petroleum gas					単位 Unit : t			
56,421	56,435	2,299	—	54,136	54,089	47	—	716	C. Y.	2004
69,075	69,184	3,877	—	65,307	65,265	42	—	614	C. Y.	2005
73,237	73,215	3,650	—	69,565	69,528	37	—	590	C. Y.	2006
75,204	75,131	3,740	—	71,391	71,355	36	—	659	C. Y.	2007
59,028	59,143	2,369	—	56,774	56,755	19	—	608	C. Y.	2008
74,158	74,097	3,489	—	70,608	70,571	37	—	611	F. Y.	2006
73,189	73,133	3,809	—	69,324	69,289	35	—	660	F. Y.	2007
16,584	16,580	1,053	—	15,527	15,519	8	—	660	Q1	2008
15,901	15,932	555	—	15,377	15,372	5	—	628	Q2	
14,397	14,485	410	—	14,075	14,072	3	—	531	Q3	
12,146	12,146	351	—	11,795	11,792	3	—	608	Q4	
6,336	6,376	367	—	6,009	6,006	3	—	618	Jan	2008
5,193	5,161	360	—	4,801	4,798	3	—	650	Feb	
5,055	5,043	326	—	4,717	4,715	2	—	660	Mar	
5,151	5,175	208	—	4,967	4,965	2	—	636	Apr	
5,398	5,403	154	—	5,249	5,248	1	—	631	May	
5,352	5,354	193	—	5,161	5,159	2	—	628	Jun	
5,023	5,037	117	—	4,920	4,919	1	—	614	Jul	
4,886	4,931	145	—	4,786	4,785	1	—	567	Aug	
4,488	4,517	148	—	4,369	4,368	1	—	531	Sep	
4,412	4,432	123	—	4,309	4,308	1	—	537	Oct	
4,247	4,301	117	—	4,184	4,183	1	—	508	Nov	
3,487	3,413	111	—	3,302	3,301	1	—	608	Dec	

非石油系燃料(原油換算) Non-oil based fuels (Crude petroleum equivalent)		消費 Consumption							単位 Unit : kl	
年・期・月	受入 Receipts	消 費			Consumption			払出 Shipments	月末在庫 Inventory	
		合計 Total	ボイラ用 for Boilers	コージェネ レーション用 for Co-generation	ボイラ用及びコージェネレーション用以外に使用した もの for purposes than boilers and co-generation	計 Total	直接加熱用 for Direct heating			その他用 for Others
平成16年	219,538	219,467	3,221	37,371	178,875	162,751	16,124	—	—	
17	249,835	249,857	3,352	36,687	209,818	185,176	24,642	—	—	
18	321,747	321,734	6,067	45,306	270,361	240,462	29,899	—	36	
19	347,184	347,193	6,402	47,352	293,439	275,988	17,451	—	26	
20	379,837	379,832	10,220	24,524	345,088	328,086	17,002	—	24	
平成18年度	335,143	335,120	6,496	50,087	278,538	251,846	26,691	—	40	
19	348,023	348,038	6,574	41,272	300,193	282,660	17,533	—	24	
20年1~3月	85,977	85,978	2,075	6,751	77,153	73,009	4,143	—	24	
4~6	90,251	90,237	2,301	6,476	81,460	77,399	4,061	—	37	
7~9	100,130	100,129	2,561	5,670	91,897	87,027	4,870	—	34	
10~12	103,478	103,488	3,283	5,627	94,579	90,652	3,927	—	24	
平成20年1月	27,666	27,671	666	2,257	24,748	23,086	1,662	—	23	
2	28,711	28,696	694	2,730	25,272	24,101	1,170	—	38	
3	29,600	29,612	715	1,764	27,133	25,822	1,311	—	24	
4	29,695	29,688	695	1,853	27,140	25,892	1,248	—	30	
5	29,946	29,947	729	1,941	27,277	25,896	1,381	—	28	
6	30,610	30,602	877	2,683	27,042	25,610	1,432	—	37	
7	31,682	31,692	848	1,966	28,878	27,275	1,603	—	25	
8	35,293	35,287	863	1,943	32,481	31,091	1,390	—	28	
9	33,155	33,150	850	1,761	30,539	28,661	1,877	—	34	
10	35,737	35,749	1,135	1,990	32,624	31,060	1,563	—	23	
11	35,264	35,269	1,070	1,772	32,427	31,161	1,266	—	18	
12	32,477	32,471	1,078	1,865	29,529	28,430	1,098	—	24	

天然ガス Natural gas		単位 Unit : 1000m <sup>3</sup>							
平成16年	—	—	—	—	—	—	—	—	—
17	—	—	—	—	—	—	—	—	—
18	—	—	—	—	—	—	—	—	—
19	—	—	—	—	—	—	—	—	—
20	—	—	—	—	—	—	—	—	—
平成18年度	—	—	—	—	—	—	—	—	—
19	—	—	—	—	—	—	—	—	—
20年1~3月	—	—	—	—	—	—	—	—	—
4~6	—	—	—	—	—	—	—	—	—
7~9	—	—	—	—	—	—	—	—	—
10~12	—	—	—	—	—	—	—	—	—
平成20年1月	—	—	—	—	—	—	—	—	—
2	—	—	—	—	—	—	—	—	—
3	—	—	—	—	—	—	—	—	—
4	—	—	—	—	—	—	—	—	—
5	—	—	—	—	—	—	—	—	—
6	—	—	—	—	—	—	—	—	—
7	—	—	—	—	—	—	—	—	—
8	—	—	—	—	—	—	—	—	—
9	—	—	—	—	—	—	—	—	—
10	—	—	—	—	—	—	—	—	—
11	—	—	—	—	—	—	—	—	—
12	—	—	—	—	—	—	—	—	—

液化天然ガス LNG		単位 Unit : t							
平成16年	54,588	54,664	—	23,147	31,517	31,517	—	—	—
17	60,088	60,103	9	18,881	41,213	41,213	—	—	—
18	77,361	77,352	108	24,839	52,405	52,308	97	—	25
19	88,905	88,912	83	28,141	60,688	60,688	—	—	18
20	73,346	73,343	—	16,280	57,063	57,063	—	—	17
平成18年度	83,031	83,015	106	28,308	54,601	54,504	97	—	28
19	83,635	83,646	78	24,425	59,143	59,143	—	—	17
20年1~3月	15,967	15,968	—	3,732	12,236	12,236	—	—	17
4~6	17,210	17,200	—	4,566	12,634	12,634	—	—	26
7~9	18,897	18,896	—	4,009	14,887	14,887	—	—	24
10~12	21,272	21,279	—	3,973	17,306	17,306	—	—	17
平成20年1月	5,302	5,305	—	1,306	3,999	3,999	—	—	16
2	5,438	5,427	—	1,202	4,225	4,225	—	—	27
3	5,227	5,236	—	1,224	4,012	4,012	—	—	17
4	5,526	5,521	—	1,303	4,218	4,218	—	—	21
5	5,713	5,714	—	1,370	4,344	4,344	—	—	20
6	5,971	5,965	—	1,893	4,072	4,072	—	—	26
7	6,048	6,055	—	1,391	4,664	4,664	—	—	18
8	6,341	6,337	—	1,373	4,964	4,964	—	—	20
9	6,508	6,504	—	1,245	5,259	5,259	—	—	24
10	7,224	7,232	—	1,407	5,825	5,825	—	—	16
11	7,357	7,360	—	1,252	6,108	6,108	—	—	13
12	6,691	6,687	—	1,314	5,373	5,373	—	—	17

都市ガス(A)		Town gas(A)					単位 Unit : 1000m <sup>3</sup>			
受入 Receipts	消費 Consumption						払出 Shipments	月末在庫 Inventory	Year, quarter and month	
	合計 Total	ボイラ用 for Boilers	コージェネレーション用 for Co-generation	ボイラ用及びコージェネレーション用以外に使用したものの for purposes than boilers and co-generation						
				計 Total	直接加熱用 for Direct heating	その他用 for Others				
120,521	120,372	2,721	3,606	114,045	100,609	13,436	...	...	C. Y.	2004
139,547	139,547	2,851	8,088	128,608	107,728	20,880	...	...	C. Y.	2005
180,960	180,960	5,069	8,348	167,543	142,256	25,287	...	...	C. Y.	2006
188,838	188,838	5,396	6,115	177,327	162,483	14,844	...	...	C. Y.	2007
239,036	239,036	8,826	1,336	228,874	214,222	14,652	...	...	C. Y.	2008
185,724	185,724	5,441	8,234	172,049	149,478	22,571	...	...	F. Y.	2006
196,720	196,720	5,565	5,520	185,635	170,675	14,960	...	...	F. Y.	2007
54,901	54,901	1,796	1,277	51,828	48,257	3,571	...	...	Q1	2008
57,064	57,064	1,988	29	55,047	51,547	3,500	...	...	Q2	
63,553	63,553	2,210	12	61,331	57,135	4,196	...	...	Q3	
63,518	63,518	2,832	18	60,668	57,283	3,385	...	...	Q4	
17,481	17,481	577	356	16,548	15,116	1,432	...	...	Jan	2008
18,197	18,197	601	889	16,707	15,698	1,009	...	...	Feb	
19,223	19,223	618	32	18,573	17,443	1,130	...	...	Mar	
18,941	18,941	601	12	18,328	17,252	1,076	...	...	Apr	
18,925	18,925	630	7	18,288	17,098	1,190	...	...	May	
19,198	19,198	757	10	18,431	17,197	1,234	...	...	Jun	
20,044	20,044	732	3	19,309	17,928	1,381	...	...	Jul	
22,769	22,769	745	5	22,019	20,821	1,198	...	...	Aug	
20,740	20,740	733	4	20,003	18,386	1,617	...	...	Sep	
22,094	22,094	979	4	21,111	19,764	1,347	...	...	Oct	
21,512	21,512	923	5	20,584	19,493	1,091	...	...	Nov	
19,912	19,912	930	9	18,973	18,026	947	...	...	Dec	

都市ガス(B)		Town gas(B)					単位 Unit : 1000m <sup>3</sup>			
131,662	131,495	2,994	4,040	124,461	109,474	14,986	...	...	C. Y.	2004
152,528	152,528	3,104	9,061	140,363	117,460	22,903	...	...	C. Y.	2005
196,461	196,461	5,496	9,172	181,793	154,132	27,661	...	...	C. Y.	2006
204,795	204,795	5,840	6,695	192,260	176,040	16,219	...	...	C. Y.	2007
260,219	260,219	9,623	1,465	249,131	233,122	16,009	...	...	C. Y.	2008
201,393	201,393	5,897	9,015	186,481	161,802	24,679	...	...	F. Y.	2006
213,571	213,571	6,032	6,044	201,495	185,148	16,346	...	...	F. Y.	2007
59,745	59,745	1,954	1,399	56,392	52,491	3,902	...	...	Q1	2008
62,118	62,118	2,167	32	59,919	56,095	3,824	...	...	Q2	
69,179	69,179	2,411	13	66,754	62,168	4,586	...	...	Q3	
69,177	69,177	3,091	20	66,065	62,368	3,698	...	...	Q4	
19,007	19,007	627	390	17,990	16,425	1,565	...	...	Jan	2008
19,810	19,810	654	974	18,183	17,081	1,102	...	...	Feb	
20,927	20,927	673	35	20,219	18,984	1,234	...	...	Mar	
20,620	20,620	655	13	19,952	18,777	1,175	...	...	Apr	
20,608	20,608	686	8	19,913	18,613	1,300	...	...	May	
20,890	20,890	826	11	20,054	18,705	1,348	...	...	Jun	
21,798	21,798	798	3	20,996	19,486	1,509	...	...	Jul	
24,808	24,808	813	6	23,989	22,681	1,309	...	...	Aug	
22,573	22,573	800	4	21,769	20,001	1,768	...	...	Sep	
24,054	24,054	1,069	4	22,980	21,508	1,472	...	...	Oct	
23,432	23,432	1,007	6	22,419	21,227	1,192	...	...	Nov	
21,691	21,691	1,015	10	20,666	19,632	1,034	...	...	Dec	

⑥ 化学工業

合計(原油換算)

Total(Crude petroleum equivalent)

年・期・月	受入 Receipts	発生・回収 又は生産 Generation, recovery and/or production	Total		消	
			ネット Net	合計 Total	ボイラ用 for Boilers	コージェネ レーション用 for Co-generation
平成16年	75,470,144	4,242,955	80,829,214	84,886,039	9,680,652	1,111,261
17	75,288,206	4,194,005	81,264,422	85,253,017	9,447,661	1,151,764
18	78,939,250	8,640,989	80,587,034	89,033,328	9,619,955	1,122,718
19	80,920,512	8,817,404	82,585,183	91,211,295	9,752,712	1,109,880
20	75,056,758	8,464,574	75,173,258	83,451,377	8,959,846	1,010,483
平成18年度	79,861,749	8,786,960	81,407,041	89,998,178	9,617,922	1,100,370
19	79,940,736	8,737,666	81,403,326	89,956,307	9,654,115	1,091,322
20年1~3月	19,620,094	2,110,151	19,974,300	22,037,824	2,350,526	262,382
4~6	19,074,942	2,106,032	18,896,477	20,959,977	2,229,182	220,016
7~9	18,894,612	2,158,154	19,043,405	21,149,914	2,294,981	270,785
10~12	17,467,110	2,090,237	17,259,076	19,303,662	2,085,157	257,298
平成20年1月	7,146,188	723,736	7,066,063	7,771,990	800,884	94,480
2	6,169,127	680,689	6,490,868	7,154,815	772,180	87,532
3	6,304,780	705,726	6,417,369	7,111,018	777,462	80,370
4	6,375,848	681,477	6,238,264	6,909,781	763,879	71,718
5	6,617,363	723,306	6,577,246	7,284,167	738,841	75,863
6	6,081,731	701,250	6,080,967	6,766,029	726,462	72,435
7	6,575,678	719,155	6,633,556	7,334,968	771,877	96,230
8	6,619,569	727,413	6,602,005	7,311,933	797,744	91,187
9	5,699,365	711,586	5,807,843	6,503,013	725,359	83,368
10	5,825,175	730,784	5,863,204	6,579,005	672,857	89,659
11	5,794,331	687,514	5,765,313	6,438,982	687,634	82,391
12	5,847,604	671,940	5,630,559	6,285,675	724,667	85,249

石油系燃料(原油換算)

Oil based fuels(Crude petroleum equivalent)

平成16年	65,676,086	...	74,623,551	5,766,687	808,754
17	65,525,729	...	74,891,495	5,477,064	806,465
18	64,189,110	...	73,313,719	5,395,523	678,305
19	65,579,903	...	74,887,735	5,147,002	656,854
20	59,721,627	...	67,558,371	4,288,773	571,580
平成18年度	64,895,494	...	74,044,173	5,272,107	662,962
19	64,633,176	...	73,694,009	5,026,295	642,044
20年1~3月	15,879,535	...	18,054,325	1,156,526	160,171
4~6	14,978,426	...	16,978,554	1,073,880	113,012
7~9	15,131,895	...	17,053,109	1,065,387	149,903
10~12	13,731,771	...	15,472,384	992,980	148,493
平成20年1月	5,685,671	...	6,411,870	392,455	56,935
2	5,092,606	...	5,873,792	383,970	54,602
3	5,101,259	...	5,768,662	380,101	48,634
4	4,949,950	...	5,602,146	356,414	35,825
5	5,295,941	...	5,932,778	368,674	40,515
6	4,732,535	...	5,443,630	348,792	36,672
7	5,302,214	...	5,969,656	358,203	50,185
8	5,246,675	...	5,905,729	364,917	52,699
9	4,583,006	...	5,177,724	342,267	47,019
10	4,748,525	...	5,283,655	336,232	49,979
11	4,537,193	...	5,175,628	311,570	49,022
12	4,446,053	...	5,013,101	345,178	49,492

原油

Crude petroleum

平成16年	34,108	...	33,870	-	-
17	29,313	...	29,938	-	-
18	30,762	...	30,624	-	-
19	29,060	...	29,054	-	-
20	31,463	...	31,610	-	-
平成18年度	31,764	...	31,111	-	-
19	29,063	...	29,457	-	-
20年1~3月	8,405	...	8,982	-	-
4~6	7,302	...	6,652	-	-
7~9	8,454	...	8,614	-	-
10~12	7,302	...	7,362	-	-
平成20年1月	3,104	...	3,051	-	-
2	2,100	...	2,894	-	-
3	3,201	...	3,037	-	-
4	3,100	...	2,972	-	-
5	1,000	...	1,163	-	-
6	3,202	...	2,517	-	-
7	3,152	...	2,980	-	-
8	2,201	...	2,902	-	-
9	3,101	...	2,732	-	-
10	3,202	...	2,783	-	-
11	2,100	...	2,500	-	-
12	2,000	...	2,079	-	-

Consumption				単位 Unit : kl		
ボイラ用及びコージェネレーション用以外に使用したもの for purposes other than boilers and co-generation				払出 Shipments	月末在庫 Inventory	Year, quarter and month
計 Total	原料用 as Materials	直接加熱用 for Direct heating	その他用 for Others			
74,094,126	63,975,505	9,459,542	659,076	4,215,809	2,541,160	C. Y. 2004
74,653,591	64,436,182	9,477,129	740,277	4,343,872	2,505,653	C. Y. 2005
78,290,656	68,018,968	9,602,498	669,204	8,543,110	3,110,896	C. Y. 2006
80,348,704	69,581,379	10,005,055	762,262	9,094,116	2,904,246	C. Y. 2007
73,481,049	63,821,853	8,967,648	691,559	8,606,865	3,175,700	C. Y. 2008
79,279,886	68,855,424	9,733,202	691,270	8,859,972	2,904,716	F. Y. 2006
79,210,869	68,640,615	9,815,706	754,551	9,066,758	2,532,008	F. Y. 2007
19,424,916	16,904,670	2,334,213	186,041	2,273,268	2,532,008	Q1 2008
18,510,779	16,084,886	2,255,758	170,138	2,235,305	2,762,078	Q2
18,584,148	16,077,608	2,334,250	172,289	2,102,041	2,887,211	Q3
16,961,206	14,754,689	2,043,427	163,092	1,996,252	3,175,700	Q4
6,876,627	6,000,555	812,057	64,017	811,262	2,886,793	Jan 2008
6,295,103	5,469,845	765,484	59,775	735,924	2,630,378	Feb
6,253,186	5,434,270	756,671	62,249	726,082	2,532,008	Mar
6,074,184	5,315,226	710,637	48,322	748,776	2,638,046	Apr
6,469,463	5,618,670	789,307	61,488	731,268	2,754,943	May
5,967,132	5,150,990	755,814	60,328	755,260	2,762,078	Jun
6,466,860	5,568,598	834,710	63,550	755,531	2,821,772	Jul
6,423,001	5,572,325	787,925	62,754	680,874	2,983,362	Aug
5,694,286	4,936,685	711,616	45,985	665,636	2,887,211	Sep
5,816,490	5,055,935	713,768	46,787	712,710	2,854,829	Oct
5,668,958	4,937,291	673,299	58,368	659,918	2,910,029	Nov
5,475,759	4,761,462	656,361	57,936	623,623	3,175,700	Dec
単位 Unit : kl						
68,048,109	59,605,606	7,872,498	570,006	669,663	1,450,193	C. Y. 2004
68,607,967	60,103,313	7,856,306	648,348	893,140	1,270,941	C. Y. 2005
67,239,891	59,158,136	7,511,139	570,616	818,796	1,209,103	C. Y. 2006
69,083,879	60,563,822	7,863,502	656,556	998,205	1,310,899	C. Y. 2007
62,698,019	55,215,171	6,888,026	594,822	1,066,463	1,300,987	C. Y. 2008
68,109,104	59,887,697	7,631,007	590,400	848,348	1,204,019	F. Y. 2006
68,025,670	59,715,770	7,660,941	648,959	1,169,512	1,035,312	F. Y. 2007
16,737,628	14,770,792	1,808,328	158,508	382,906	1,035,312	Q1 2008
15,791,662	13,914,286	1,733,234	144,142	284,746	1,000,602	Q2
15,837,818	13,879,674	1,806,982	151,163	226,431	1,174,520	Q3
14,330,911	12,650,420	1,539,482	141,009	172,381	1,300,987	Q4
5,962,480	5,263,033	644,978	54,469	132,184	1,220,031	Jan 2008
5,435,221	4,788,227	596,445	50,549	130,244	1,095,048	Feb
5,339,927	4,719,532	566,906	53,490	120,478	1,035,312	Mar
5,209,906	4,620,019	548,738	41,149	105,944	986,797	Apr
5,523,590	4,862,734	609,076	51,779	68,202	1,075,154	May
5,058,165	4,431,532	575,420	51,214	110,600	1,000,602	Jun
5,561,268	4,847,944	658,774	54,550	136,211	1,054,354	Jul
5,488,112	4,823,277	610,231	54,605	61,533	1,134,780	Aug
4,788,438	4,208,452	537,977	42,009	28,687	1,174,520	Sep
4,897,444	4,316,489	539,012	41,943	60,824	1,286,539	Oct
4,815,036	4,252,297	512,372	50,367	68,329	1,253,956	Nov
4,618,431	4,081,634	488,098	48,699	43,229	1,300,987	Dec
単位 Unit : kl						
33,870	33,870	—	—	—	2,118	C. Y. 2004
29,938	29,938	—	—	—	1,493	C. Y. 2005
30,624	30,624	—	—	—	1,633	C. Y. 2006
29,054	29,054	—	—	—	1,641	C. Y. 2007
31,610	31,610	—	—	—	1,494	C. Y. 2008
31,111	31,111	—	—	—	1,457	F. Y. 2006
29,457	29,457	—	—	—	1,064	F. Y. 2007
8,982	8,982	—	—	—	1,064	Q1 2008
6,652	6,652	—	—	—	1,715	Q2
8,614	8,614	—	—	—	1,554	Q3
7,362	7,362	—	—	—	1,494	Q4
3,051	3,051	—	—	—	1,695	Jan 2008
2,894	2,894	—	—	—	900	Feb
3,037	3,037	—	—	—	1,064	Mar
2,972	2,972	—	—	—	1,192	Apr
1,163	1,163	—	—	—	1,029	May
2,517	2,517	—	—	—	1,715	Jun
2,980	2,980	—	—	—	1,886	Jul
2,902	2,902	—	—	—	1,185	Aug
2,732	2,732	—	—	—	1,554	Sep
2,783	2,783	—	—	—	1,973	Oct
2,500	2,500	—	—	—	1,573	Nov
2,079	2,079	—	—	—	1,494	Dec

NGL・コンデンサート		Natural gas liquids・Condensate			
年・期・月	受入 Receipts	発生・回収 又は生産 Generation, recovery and/or production	消		
			合計 Total	ボイラ用 for Boilers	コージェネ レーション用 for Co-generation
平成16年	1,736,755	...	1,757,157	6,067	—
17	1,561,740	...	1,506,714	988	—
18	647,232	...	690,484	3,125	—
19	545,792	...	536,751	3,451	—
20	390,439	...	409,252	3,516	—
平成18年度	684,270	...	636,848	3,270	—
19	408,309	...	439,574	3,533	—
20年1～3月	74,595	...	81,864	1,211	—
4～6	101,823	...	103,008	807	—
7～9	102,864	...	118,089	486	—
10～12	111,157	...	106,291	1,012	—
平成20年1月	32,538	...	32,440	436	—
2	408	...	16,480	410	—
3	41,649	...	32,944	365	—
4	34,244	...	24,810	316	—
5	33,777	...	36,865	288	—
6	33,802	...	41,333	203	—
7	33,607	...	39,381	165	—
8	67,005	...	36,159	127	—
9	2,252	...	42,549	194	—
10	33,678	...	26,938	215	—
11	33,662	...	39,173	340	—
12	43,817	...	40,180	457	—

ガソリン		Gasoline		
平成16年	172	...	172	...
17	160	...	160	...
18	249	...	251	...
19	255	...	257	...
20	243	...	248	...
平成18年度	249	...	247	...
19	253	...	256	...
20年1～3月	61	...	61	...
4～6	58	...	58	...
7～9	62	...	65	...
10～12	62	...	64	...
平成20年1月	21	...	19	...
2	21	...	20	...
3	19	...	22	...
4	21	...	20	...
5	20	...	19	...
6	17	...	19	...
7	22	...	23	...
8	18	...	21	...
9	22	...	21	...
10	24	...	23	...
11	19	...	21	...
12	19	...	20	...

ナフサ		Naphtha		
平成16年	37,077,446	...	36,843,682	—
17	36,718,318	...	36,659,193	—
18	35,652,423	...	35,625,554	—
19	35,583,519	...	35,405,703	—
20	32,613,773	...	32,018,059	—
平成18年度	35,860,883	...	35,769,814	—
19	35,267,238	...	34,921,544	—
20年1～3月	9,043,975	...	8,877,827	—
4～6	8,039,465	...	8,034,352	—
7～9	8,039,195	...	7,792,508	—
10～12	7,491,138	...	7,313,372	—
平成20年1月	3,269,324	...	3,191,751	—
2	2,995,698	...	2,945,398	—
3	2,778,953	...	2,740,678	—
4	2,677,925	...	2,714,097	—
5	2,785,822	...	2,699,259	—
6	2,575,718	...	2,620,996	—
7	2,901,659	...	2,762,881	—
8	2,696,890	...	2,687,254	—
9	2,440,646	...	2,342,373	—
10	2,473,763	...	2,363,455	—
11	2,528,093	...	2,527,644	—
12	2,489,282	...	2,422,273	—

Consumption				単位 Unit : kl			
ボイラ用及びコージェネレーション用以外に使用したもの for purposes other than boilers and co-generation				払出 Shipments	月末在庫 Inventory	Year, quarter and month	
計 Total	原料用 as Materials	直接加熱用 for Direct heating	その他用 for Others				
1,751,090	1,751,090	—	—	77,989	4,281	C. Y.	2004
1,505,726	1,505,726	—	—	78,796	58,484	C. Y.	2005
687,359	687,359	—	—	68,777	15,173	C. Y.	2006
533,300	533,300	—	—	67,778	24,231	C. Y.	2007
405,736	405,736	—	—	70,642	5,473	C. Y.	2008
633,578	633,578	—	—	67,882	48,203	F. Y.	2006
436,041	436,041	—	—	68,998	16,962	F. Y.	2007
80,653	80,653	—	—	17,974	16,962	Q1	2008
102,201	102,201	—	—	16,448	16,027	Q2	
117,603	117,603	—	—	19,191	545	Q3	
105,279	105,279	—	—	17,029	5,473	Q4	
32,004	32,004	—	—	6,419	24,723	Jan	2008
16,070	16,070	—	—	6,118	8,726	Feb	
32,579	32,579	—	—	5,437	16,962	Mar	
24,494	24,494	—	—	3,812	26,660	Apr	
36,577	36,577	—	—	6,500	23,526	May	
41,130	41,130	—	—	6,136	16,027	Jun	
39,216	39,216	—	—	6,753	10,079	Jul	
36,032	36,032	—	—	6,186	41,020	Aug	
42,355	42,355	—	—	6,252	545	Sep	
26,723	26,723	—	—	5,389	7,333	Oct	
38,833	38,833	—	—	5,184	2,011	Nov	
39,723	39,723	—	—	6,456	5,473	Dec	

単位 Unit : kl							
172	...	...	172	—	—	C. Y.	2004
160	...	...	160	—	—	C. Y.	2005
251	...	...	251	—	3	C. Y.	2006
257	...	...	257	—	1	C. Y.	2007
248	...	...	248	—	1	C. Y.	2008
247	...	...	247	—	4	F. Y.	2006
256	...	...	256	—	1	F. Y.	2007
61	...	...	61	—	1	Q1	2008
58	...	...	58	—	3	Q2	
65	...	...	65	—	3	Q3	
64	...	...	64	—	1	Q4	
19	...	...	19	—	3	Jan	2008
20	...	...	20	—	4	Feb	
22	...	...	22	—	1	Mar	
20	...	...	20	—	2	Apr	
19	...	...	19	—	3	May	
19	...	...	19	—	3	Jun	
23	...	...	23	—	2	Jul	
21	...	...	21	—	2	Aug	
21	...	...	21	—	3	Sep	
23	...	...	23	—	4	Oct	
21	...	...	21	—	2	Nov	
20	...	...	20	—	1	Dec	

単位 Unit : kl							
36,843,682	36,814,198	29,484	—	5,023	839,226	C. Y.	2004
36,659,193	36,630,399	28,794	—	162,890	723,146	C. Y.	2005
35,625,554	35,597,945	27,609	—	5,403	738,389	C. Y.	2006
35,405,703	35,378,625	27,078	—	137,248	765,684	C. Y.	2007
32,018,059	31,992,376	25,683	—	362,677	905,071	C. Y.	2008
35,769,814	35,742,459	27,355	—	7,234	728,405	F. Y.	2006
34,921,544	34,894,199	27,345	—	327,244	734,627	F. Y.	2007
8,877,827	8,870,411	7,416	—	193,169	734,627	Q1	2008
8,034,352	8,027,296	7,056	—	86,112	650,433	Q2	
7,792,508	7,787,459	5,049	—	81,402	738,855	Q3	
7,313,372	7,307,210	6,162	—	1,994	905,071	Q4	
3,191,751	3,189,237	2,514	—	68,797	774,120	Jan	2008
2,945,398	2,943,060	2,338	—	68,107	754,035	Feb	
2,740,678	2,738,114	2,564	—	56,265	734,627	Mar	
2,714,097	2,711,807	2,290	—	31,217	665,554	Apr	
2,699,259	2,696,969	2,290	—	—	751,212	May	
2,620,996	2,618,520	2,476	—	54,895	650,433	Jun	
2,762,881	2,762,654	227	—	80,652	708,669	Jul	
2,687,254	2,684,791	2,463	—	750	716,255	Aug	
2,342,373	2,340,014	2,359	—	—	738,855	Sep	
2,363,455	2,361,812	1,643	—	938	846,487	Oct	
2,527,644	2,525,392	2,252	—	1,056	844,161	Nov	
2,422,273	2,420,006	2,267	—	—	905,071	Dec	

改質生成油		Oil produced by conversion			
年・期・月	受入 Receipts	発生・回収 又は生産 Generation, recovery and/or production	合計	消	コージェネ レーション用
			Total	ボイラ用 for Boilers	for Co-generation
平成16年	19,203,471	...	19,118,935	...	...
17	20,067,739	...	19,981,081	...	...
18	20,082,827	...	20,036,831	...	...
19	20,813,933	...	20,747,671	...	...
20	19,681,022	...	19,609,627	...	...
平成18年度	20,383,305	...	20,317,444	...	...
19	20,766,517	...	20,707,267	...	...
20年 1~3月	5,192,681	...	5,178,903	...	...
4~6	4,921,039	...	4,901,511	...	...
7~9	5,085,521	...	5,058,479	...	...
10~12	4,481,781	...	4,470,734	...	...
平成20年1月	1,848,106	...	1,840,809	...	...
2	1,640,639	...	1,638,017	...	...
3	1,703,936	...	1,700,077	...	...
4	1,560,911	...	1,549,344	...	...
5	1,841,187	...	1,842,531	...	...
6	1,518,941	...	1,509,636	...	...
7	1,694,013	...	1,680,791	...	...
8	1,803,045	...	1,794,568	...	...
9	1,588,463	...	1,583,120	...	...
10	1,554,267	...	1,556,567	...	...
11	1,452,027	...	1,441,956	...	...
12	1,475,487	...	1,472,211	...	...

灯油		Kerosene			
平成16年	1,063,689	...	1,062,492	1,789	578
17	1,009,352	...	1,008,384	2,463	559
18	1,118,191	...	1,116,803	3,373	3,949
19	1,056,684	...	1,056,520	2,659	1,953
20	1,054,426	...	1,052,417	3,517	4,115
平成18年度	1,111,039	...	1,108,873	3,234	4,170
19	1,066,831	...	1,063,924	2,636	1,802
20年 1~3月	280,946	...	277,978	661	223
4~6	269,803	...	270,390	337	678
7~9	236,303	...	234,566	1,585	209
10~12	267,374	...	269,483	934	3,005
平成20年1月	94,956	...	94,751	168	189
2	86,078	...	86,015	202	13
3	99,912	...	97,212	291	21
4	92,758	...	93,155	82	1
5	92,888	...	92,112	140	420
6	84,157	...	85,123	115	257
7	89,763	...	90,162	127	208
8	81,292	...	81,480	374	1
9	65,248	...	62,924	1,084	—
10	88,255	...	89,878	355	—
11	90,014	...	91,441	491	1,157
12	89,105	...	88,164	88	1,848

軽油		Gas oil			
平成16年	2,940	...	2,944	—	—
17	3,987	...	3,986	—	—
18	114,545	...	103,343	—	—
19	294,374	...	294,846	—	—
20	213,018	...	215,238	—	—
平成18年度	208,170	...	204,300	—	—
19	280,480	...	280,144	—	—
20年 1~3月	87,198	...	89,422	—	—
4~6	50,289	...	48,956	—	—
7~9	29,469	...	30,270	—	—
10~12	46,062	...	46,590	—	—
平成20年1月	27,008	...	24,475	—	—
2	31,330	...	32,399	—	—
3	28,860	...	32,548	—	—
4	23,054	...	21,646	—	—
5	18,412	...	20,910	—	—
6	8,823	...	6,400	—	—
7	15,207	...	15,912	—	—
8	13,988	...	14,082	—	—
9	274	...	276	—	—
10	17,784	...	15,553	—	—
11	15,371	...	18,479	—	—
12	12,907	...	12,558	—	—

費 Consumption				単位 Unit : kl			
ボイラ用及びコージェネレーション用以外に使用したものの for purposes other than boilers and co-generation				払出 Shipments	月末在庫 Inventory	Year, quarter and month	
計 Total	原料用 as Materials	直接加熱用 for Direct heating	その他用 for Others				
19,118,935	19,118,935	...	...	73,041	21,664	C. Y.	2004
19,981,081	19,981,081	...	...	90,155	18,282	C. Y.	2005
20,036,831	20,036,831	...	...	53,561	10,578	C. Y.	2006
20,747,671	20,747,671	...	...	64,594	12,617	C. Y.	2007
19,609,627	19,609,627	...	...	72,718	10,385	C. Y.	2008
20,317,444	20,317,444	...	...	55,815	18,663	F. Y.	2006
20,707,267	20,707,267	...	...	68,620	9,376	F. Y.	2007
5,178,903	5,178,903	...	...	16,957	9,376	Q1	2008
4,901,511	4,901,511	...	...	14,821	14,031	Q2	
5,058,479	5,058,479	...	...	23,073	17,945	Q3	
4,470,734	4,470,734	...	...	17,867	10,385	Q4	
1,840,809	1,840,809	...	...	6,031	13,859	Jan	2008
1,638,017	1,638,017	...	...	5,337	11,123	Feb	
1,700,077	1,700,077	...	...	5,589	9,376	Mar	
1,549,344	1,549,344	...	...	876	20,055	Apr	
1,842,531	1,842,531	...	...	6,674	12,019	May	
1,509,636	1,509,636	...	...	7,271	14,031	Jun	
1,680,791	1,680,791	...	...	7,910	19,326	Jul	
1,794,568	1,794,568	...	...	7,652	20,129	Aug	
1,583,120	1,583,120	...	...	7,511	17,945	Sep	
1,556,567	1,556,567	...	...	6,252	9,391	Oct	
1,441,956	1,441,956	...	...	5,741	13,000	Nov	
1,472,211	1,472,211	...	...	5,874	10,385	Dec	

単位 Unit : kl							
1,060,125	946,946	102,807	10,372	854	8,025	C. Y.	2004
1,005,362	891,170	105,368	8,824	810	8,283	C. Y.	2005
1,109,481	1,010,451	90,296	8,734	849	8,923	C. Y.	2006
1,051,908	970,726	73,991	7,191	103	8,942	C. Y.	2007
1,044,785	972,242	66,864	5,679	-	9,563	C. Y.	2008
1,101,469	1,006,701	86,448	8,320	716	9,011	F. Y.	2006
1,059,486	979,297	73,131	7,058	-	11,723	F. Y.	2007
277,094	254,191	21,216	1,687	-	11,723	Q1	2008
269,375	254,220	13,810	1,345	-	9,938	Q2	
232,772	212,777	18,674	1,321	-	11,676	Q3	
265,544	251,054	13,164	1,326	-	9,563	Q4	
94,394	86,726	7,217	451	-	8,957	Jan	2008
85,800	78,124	6,996	680	-	9,018	Feb	
96,900	89,341	7,003	556	-	11,723	Mar	
93,072	85,844	6,836	392	-	11,323	Apr	
91,552	87,128	3,922	502	-	12,101	May	
84,751	81,248	3,052	451	-	9,938	Jun	
89,827	82,464	6,848	515	-	9,540	Jul	
81,105	75,209	5,470	426	-	9,353	Aug	
61,840	55,104	6,356	380	-	11,676	Sep	
89,523	83,735	5,282	506	-	10,056	Oct	
89,793	85,442	3,957	394	-	8,623	Nov	
86,228	81,877	3,925	426	-	9,563	Dec	

単位 Unit : kl							
2,944	414	-	2,530	-	11	C. Y.	2004
3,986	1,186	447	2,353	-	12	C. Y.	2005
103,343	100,831	-	2,512	-	11,518	C. Y.	2006
294,846	292,056	-	2,790	-	10,626	C. Y.	2007
215,238	212,445	-	2,793	-	8,183	C. Y.	2008
204,300	201,433	-	2,867	-	8,276	F. Y.	2006
280,144	277,379	-	2,765	-	8,182	F. Y.	2007
89,422	88,750	-	672	-	8,182	Q1	2008
48,956	48,250	-	706	-	9,569	Q2	
30,270	29,539	-	731	-	8,738	Q3	
46,590	45,906	-	684	-	8,183	Q4	
24,475	24,257	-	218	-	13,035	Jan	2008
32,399	32,172	-	227	-	11,937	Feb	
32,548	32,321	-	227	-	8,182	Mar	
21,646	21,410	-	236	-	9,616	Apr	
20,910	20,688	-	222	-	7,122	May	
6,400	6,152	-	248	-	9,569	Jun	
15,912	15,667	-	245	-	8,844	Jul	
14,082	13,854	-	228	-	8,738	Aug	
276	18	-	258	-	8,738	Sep	
15,553	15,313	-	240	-	10,960	Oct	
18,479	18,264	-	215	-	7,843	Nov	
12,558	12,329	-	229	-	8,183	Dec	

年・期・月	受入 Receipts	発生・回収 又は生産 Generation, recovery and/or production	Heavy fuel oil total		
			合計 Total	消 ボイラ用 for Boilers	コージェネ レーション用 for Co-generation
平成16年	3,632,403	...	3,615,752	2,540,392	201,319
17	3,347,986	...	3,342,319	2,302,086	165,552
18	2,956,191	...	3,162,111	2,241,225	113,560
19	2,638,771	...	2,646,311	1,755,956	57,250
20	2,343,846	...	2,341,026	1,448,647	25,418
平成18年度	2,835,345	...	2,996,432	2,092,878	92,270
19	2,599,369	...	2,612,350	1,708,810	50,805
20年1~3月	649,883	...	657,769	407,828	14,607
4~6	608,863	...	598,822	385,931	3,042
7~9	540,528	...	538,867	328,070	4,180
10~12	544,572	...	545,568	326,818	3,589
平成20年1月	206,556	...	213,932	130,284	5,447
2	218,222	...	217,006	133,983	6,079
3	225,105	...	226,831	143,561	3,081
4	224,663	...	213,019	137,417	1,024
5	195,839	...	199,537	131,652	1,017
6	188,361	...	186,266	116,862	1,001
7	170,927	...	169,608	104,254	1,116
8	191,109	...	191,075	115,780	1,526
9	178,492	...	178,184	108,036	1,538
10	185,594	...	183,709	110,063	1,095
11	168,481	...	172,839	101,035	1,129
12	190,497	...	189,020	115,720	1,365

A重油		Heavy fuel oil A			
平成16年	190,988	...	185,656	91,604	65,078
17	159,394	...	157,711	86,640	42,714
18	141,836	...	134,249	74,800	27,630
19	87,829	...	83,596	51,433	11,502
20	67,443	...	61,998	38,138	4,235
平成18年度	134,957	...	126,733	80,387	19,546
19	72,997	...	69,717	39,711	10,068
20年1~3月	18,848	...	18,479	12,742	1,090
4~6	16,582	...	15,537	10,691	1,012
7~9	14,096	...	12,601	8,104	876
10~12	17,917	...	15,381	6,601	1,257
平成20年1月	5,941	...	5,683	3,681	408
2	6,423	...	6,207	4,431	307
3	6,484	...	6,589	4,630	375
4	5,811	...	6,429	4,541	408
5	5,297	...	4,599	3,098	307
6	5,474	...	4,509	3,052	297
7	5,605	...	5,525	4,272	246
8	4,456	...	3,567	2,091	311
9	4,035	...	3,509	1,741	319
10	8,507	...	6,606	1,992	312
11	3,855	...	3,511	1,840	338
12	5,555	...	5,264	2,769	607

B・C重油		Heavy fuel oil B・C			
平成16年	3,441,415	...	3,430,096	2,448,788	136,241
17	3,188,592	...	3,184,608	2,215,446	122,838
18	2,814,355	...	3,027,862	2,166,425	85,930
19	2,550,942	...	2,562,715	1,704,523	45,748
20	2,276,403	...	2,279,028	1,410,509	21,183
平成18年度	2,700,388	...	2,869,699	2,012,491	72,724
19	2,526,372	...	2,542,633	1,669,099	40,737
20年1~3月	631,035	...	639,290	395,086	13,517
4~6	592,281	...	583,285	375,240	2,030
7~9	526,432	...	526,266	319,966	3,304
10~12	526,655	...	530,187	320,217	2,332
平成20年1月	200,615	...	208,249	126,603	5,039
2	211,799	...	210,799	129,552	5,772
3	218,621	...	220,242	138,931	2,706
4	218,852	...	206,590	132,876	616
5	190,542	...	194,938	128,554	710
6	182,887	...	181,757	113,810	704
7	165,322	...	164,083	99,982	870
8	186,653	...	187,508	113,689	1,215
9	174,457	...	174,675	106,295	1,219
10	177,087	...	177,103	108,071	783
11	164,626	...	169,328	99,195	791
12	184,942	...	183,756	112,951	758

費 Consumption				単位 Unit : kl			
ボイラ用及びコージェネレーション用以外に使用したもの for purposes other than boilers and co-generation				払出 Shipments	月末在庫 Inventory	Year, quarter and month	
計 Total	原料用 as Materials	直接加熱用 for Direct heating	その他用 for Others				
874,041	583,133	195,541	95,367	11,769	149,163	C. Y.	2004
874,681	569,339	204,081	101,261	7,558	148,556	C. Y.	2005
807,326	505,956	239,966	61,404	7,721	132,764	C. Y.	2006
833,105	510,519	218,372	104,214	6,210	117,937	C. Y.	2007
866,961	551,487	234,670	80,804	8,731	115,041	C. Y.	2008
811,284	510,073	230,085	71,126	7,227	128,189	F. Y.	2006
852,735	520,524	233,627	98,584	7,389	107,179	F. Y.	2007
235,334	149,131	66,783	19,420	2,590	107,179	Q1	2008
209,849	130,728	61,286	17,835	2,029	114,201	Q2	
206,617	128,153	54,578	23,886	1,752	117,789	Q3	
215,161	143,475	52,023	19,663	2,360	115,041	Q4	
78,201	50,555	21,788	5,858	836	109,748	Jan	2008
76,944	47,688	23,633	5,623	1,001	109,973	Feb	
80,189	50,888	21,362	7,939	753	107,179	Mar	
74,578	49,701	18,774	6,103	771	117,326	Apr	
66,868	40,182	21,088	5,598	605	112,766	May	
68,403	40,845	21,424	6,134	653	114,201	Jun	
64,238	38,863	16,315	9,060	460	114,982	Jul	
73,769	45,135	19,595	9,039	599	112,473	Aug	
68,610	44,155	18,668	5,787	693	117,789	Sep	
72,551	47,779	17,884	6,888	660	118,937	Oct	
70,675	45,675	15,940	9,060	735	113,732	Nov	
71,935	50,021	18,199	3,715	965	115,041	Dec	

				単位 Unit : kl			
28,974	12,565	8,117	8,292	2,677	9,638	C. Y.	2004
28,357	12,604	7,722	8,031	3,516	7,946	C. Y.	2005
31,819	20,076	5,858	5,885	4,396	10,825	C. Y.	2006
20,661	—	8,653	12,008	4,819	9,141	C. Y.	2007
19,625	—	7,127	12,498	3,154	10,555	C. Y.	2008
26,800	12,736	6,726	7,338	4,705	10,293	F. Y.	2006
19,938	—	8,308	11,630	4,410	8,084	F. Y.	2007
4,647	—	1,905	2,742	1,002	8,084	Q1	2008
3,834	—	1,488	2,346	683	8,309	Q2	
3,621	—	1,726	1,895	679	8,960	Q3	
7,523	—	2,008	5,515	790	10,555	Q4	
1,594	—	668	926	243	9,142	Jan	2008
1,469	—	583	886	500	8,801	Feb	
1,584	—	654	930	259	8,084	Mar	
1,480	—	674	806	271	7,150	Apr	
1,194	—	346	848	207	7,602	May	
1,160	—	468	692	205	8,309	Jun	
1,007	—	494	513	226	8,109	Jul	
1,165	—	537	628	205	8,739	Aug	
1,449	—	695	754	248	8,960	Sep	
4,302	—	634	3,668	212	10,638	Oct	
1,333	—	593	740	307	10,617	Nov	
1,888	—	781	1,107	271	10,555	Dec	

				単位 Unit : kl			
845,067	570,568	187,424	87,075	9,092	139,525	C. Y.	2004
846,324	556,735	196,359	93,230	4,042	140,610	C. Y.	2005
775,507	485,880	234,108	55,519	3,325	121,939	C. Y.	2006
812,444	510,519	209,719	92,206	1,391	108,796	C. Y.	2007
847,336	551,487	227,543	68,306	5,577	104,486	C. Y.	2008
784,484	497,337	223,359	63,788	2,522	117,896	F. Y.	2006
832,797	520,524	225,319	86,954	2,979	99,095	F. Y.	2007
230,687	149,131	64,878	16,678	1,588	99,095	Q1	2008
206,015	130,728	59,798	15,489	1,346	105,892	Q2	
202,996	128,153	52,852	21,991	1,073	108,829	Q3	
207,638	143,475	50,015	14,148	1,570	104,486	Q4	
76,607	50,555	21,120	4,932	593	100,606	Jan	2008
75,475	47,688	23,050	4,737	501	101,172	Feb	
78,605	50,888	20,708	7,009	494	99,095	Mar	
73,098	49,701	18,100	5,297	500	110,176	Apr	
65,674	40,182	20,742	4,750	398	105,164	May	
67,243	40,845	20,956	5,442	448	105,892	Jun	
63,231	38,863	15,821	8,547	234	106,873	Jul	
72,604	45,135	19,058	8,411	394	103,734	Aug	
67,161	44,155	17,973	5,033	445	108,829	Sep	
68,249	47,779	17,250	3,220	448	108,299	Oct	
69,342	45,675	15,347	8,320	428	103,115	Nov	
70,047	50,021	17,418	2,608	694	104,486	Dec	

年・期・月	Hydrocarbon oil			消		
	受入 Receipts	発生・回収 又は生産 Generation, recovery and/or production	合計 Total	ボイラ用 for Boilers	コージェネ レーション用 for Co-generation	
平成16年	56,508	...	1,712,373	1,145,736	39,013	
17	41,884	...	1,649,454	1,130,445	33,609	
18	37,878	...	1,561,980	1,030,271	31,876	
19	68,922	...	1,751,289	1,209,005	32,227	
20	101,480	...	1,636,832	1,127,120	33,459	
平成18年度	40,569	...	1,594,597	1,060,716	31,325	
19	85,551	...	1,754,312	1,204,842	34,092	
20年 1~3月	26,919	...	435,081	295,953	9,861	
4~6	34,892	...	417,567	276,798	6,459	
7~9	19,490	...	398,374	283,252	9,170	
10~12	20,179	...	385,810	271,117	7,969	
平成20年1月	8,642	...	154,384	106,526	3,302	
2	9,122	...	151,878	102,609	3,220	
3	9,155	...	128,819	86,818	3,339	
4	12,037	...	128,996	89,440	2,782	
5	12,805	...	145,557	93,186	1,863	
6	10,050	...	143,014	94,172	1,814	
7	4,764	...	141,485	100,084	3,417	
8	6,321	...	131,979	94,577	2,955	
9	8,405	...	124,910	88,591	2,798	
10	4,451	...	134,109	94,748	2,944	
11	6,777	...	124,814	86,805	2,603	
12	8,951	...	126,887	89,564	2,422	
液化石油ガス Liquefied petroleum gas						
平成16年	5,252,992	...	4,871,277	25,912	49,425	
17	5,437,364	...	4,994,157	27,129	39,295	
18	5,919,394	...	5,391,850	49,462	24,000	
19	6,623,567	...	6,066,831	58,097	23,663	
20	6,106,863	...	5,637,676	46,717	20,294	
平成18年度	6,152,182	...	5,609,368	55,154	24,162	
19	6,519,106	...	5,966,030	54,619	23,797	
20年 1~3月	1,487,121	...	1,346,514	10,239	5,559	
4~6	1,626,661	...	1,491,500	11,561	5,682	
7~9	1,602,958	...	1,519,080	16,597	5,606	
10~12	1,390,123	...	1,280,582	8,320	3,447	
平成20年1月	526,646	...	468,488	4,797	1,171	
2	449,525	...	419,243	2,620	1,506	
3	510,950	...	458,783	2,822	2,882	
4	562,685	...	509,139	2,403	2,423	
5	560,924	...	510,429	4,938	2,027	
6	503,052	...	471,932	4,220	1,232	
7	613,691	...	568,373	4,385	2,980	
8	546,019	...	516,143	6,189	1,591	
9	443,248	...	434,564	6,023	1,035	
10	546,344	...	502,014	2,267	1,110	
11	451,557	...	417,976	2,112	1,237	
12	392,222	...	360,592	3,941	1,100	
石油系炭化水素ガス Hydrocarbon gas						
平成16年	195,238	...	7,033,462	614,506	412,905	
17	161,361	...	7,192,796	620,077	459,240	
18	165,177	...	6,926,377	717,484	413,556	
19	158,830	...	7,410,645	800,137	448,351	
20	149,875	...	6,469,585	637,903	411,650	
平成18年度	161,641	...	7,079,416	735,772	419,957	
19	151,811	...	7,217,572	783,808	441,501	
20年 1~3月	33,765	...	1,683,882	171,301	108,817	
4~6	29,134	...	1,601,523	166,992	81,621	
7~9	43,730	...	1,730,467	165,839	110,287	
10~12	43,246	...	1,453,713	133,771	110,925	
平成20年1月	13,799	...	608,977	57,107	39,455	
2	11,261	...	552,782	50,162	36,689	
3	8,705	...	522,123	64,032	32,673	
4	7,472	...	507,795	62,132	24,610	
5	11,656	...	567,208	57,753	29,615	
6	10,006	...	526,520	47,107	27,396	
7	15,066	...	621,351	56,526	35,499	
8	17,790	...	588,815	56,609	39,459	
9	10,874	...	520,301	52,704	35,329	
10	15,712	...	502,040	43,133	38,072	
11	15,440	...	484,129	42,664	36,446	
12	12,094	...	467,544	47,974	36,407	

Consumption				払出 Shipments	月末在庫 Inventory	Year, quarter and month
ボイラ用及びコージェネレーション用以外に使用したもの for purposes other than boilers and co-generation						
計 Total	原料用 as Materials	直接加熱用 for Direct heating	その他用 for Others			
527,624	77,753	437,883	11,988	...	...	C. Y. 2004
485,400	86,608	384,721	14,071	...	...	C. Y. 2005
499,833	120,894	368,016	10,923	...	...	C. Y. 2006
510,057	164,128	336,227	9,702	...	...	C. Y. 2007
476,253	187,573	279,753	8,927	...	...	C. Y. 2008
502,556	130,192	361,841	10,523	...	...	F. Y. 2006
515,378	172,867	333,094	9,417	...	...	F. Y. 2007
129,267	43,318	83,528	2,421	...	...	Q1 2008
134,310	58,029	74,059	2,222	...	...	Q2
105,952	45,301	58,792	1,859	...	...	Q3
106,724	40,925	63,374	2,425	...	...	Q4
44,556	15,010	28,762	784	...	...	Jan 2008
46,049	18,236	27,006	807	...	...	Feb
38,662	10,072	27,760	830	...	...	Mar
36,774	12,783	23,155	836	...	...	Apr
50,508	23,141	26,619	748	...	...	May
47,028	22,105	24,285	638	...	...	Jun
37,984	14,832	22,800	352	...	...	Jul
34,447	13,027	20,650	770	...	...	Aug
33,521	17,442	15,342	737	...	...	Sep
36,417	14,238	21,407	772	...	...	Oct
35,406	12,809	21,698	899	...	...	Nov
34,901	13,878	20,269	754	...	...	Dec

				単位 Unit : t		
4,795,940	4,304,499	303,898	187,543	391,454	51,582	C. Y. 2004
4,927,733	4,466,309	277,733	183,691	445,655	48,179	C. Y. 2005
5,318,388	4,875,962	257,068	185,358	524,294	50,599	C. Y. 2006
5,985,071	5,487,126	281,045	216,900	562,005	44,695	C. Y. 2007
5,570,665	5,093,807	256,258	220,600	458,391	55,008	C. Y. 2008
5,530,052	5,078,404	258,138	193,510	545,160	57,706	F. Y. 2006
5,887,614	5,397,899	269,370	220,345	561,146	48,997	F. Y. 2007
1,330,716	1,212,161	62,052	56,503	136,264	48,997	Q1 2008
1,474,257	1,352,997	69,428	51,832	133,989	49,853	Q2
1,496,877	1,382,652	56,519	57,706	86,919	46,759	Q3
1,268,815	1,145,997	68,259	54,559	101,219	55,008	Q4
462,520	423,144	19,483	19,893	45,496	57,330	Jan 2008
415,117	378,697	18,558	17,862	45,071	42,522	Feb
453,079	410,320	24,011	18,748	45,697	48,997	Mar
504,313	468,121	23,327	12,865	55,566	46,470	Apr
503,464	460,838	22,466	20,160	41,738	55,453	May
466,480	424,038	23,635	18,807	36,685	49,853	Jun
561,008	517,146	24,267	19,595	39,384	55,773	Jul
508,363	471,089	18,063	19,211	36,239	49,400	Aug
427,506	394,417	14,189	18,900	11,296	46,759	Sep
498,637	459,087	20,088	19,462	35,144	55,940	Oct
414,627	374,643	23,791	16,193	42,773	46,735	Nov
355,551	312,267	24,380	18,904	23,302	55,008	Dec

				単位 Unit : 1000m <sup>3</sup>		
6,006,051	177,013	5,663,756	165,282	...	...	C. Y. 2004
6,113,479	164,534	5,718,703	230,242	...	...	C. Y. 2005
5,795,337	149,582	5,443,825	201,930	...	...	C. Y. 2006
6,162,157	179,355	5,780,272	202,530	...	...	C. Y. 2007
5,420,032	153,582	5,093,485	172,965	...	...	C. Y. 2008
5,923,687	159,664	5,562,910	201,113	...	...	F. Y. 2006
5,992,263	164,571	5,628,942	198,750	...	...	F. Y. 2007
1,403,764	27,892	1,325,380	50,492	...	...	Q1 2008
1,352,910	35,049	1,272,573	45,288	...	...	Q2
1,454,341	46,200	1,368,790	39,351	...	...	Q3
1,209,017	44,441	1,126,742	37,834	...	...	Q4
512,415	15,719	478,962	17,734	...	...	Jan 2008
465,931	10,877	438,401	16,653	...	...	Feb
425,418	1,296	408,017	16,105	...	...	Mar
421,053	6,914	400,187	13,952	...	...	Apr
479,840	14,363	450,137	15,340	...	...	May
452,017	13,772	422,249	15,996	...	...	Jun
529,326	15,760	498,114	15,452	...	...	Jul
492,747	15,394	461,694	15,659	...	...	Aug
432,268	15,046	408,982	8,240	...	...	Sep
420,835	14,573	399,682	6,580	...	...	Oct
405,019	14,996	374,698	15,325	...	...	Nov
383,163	14,872	352,362	15,929	...	...	Dec

オイルコークス		Petroleum coke			
年・期・月	受入 Receipts	発生・回収 又は生産 Generation, recovery and/or production	消		
			合計 Total	ボイラ用 for Boilers	コージェネ レーション用 for Co-generation
平成16年	1,743,927	...	1,624,169	1,057,364	—
17	1,463,038	...	1,587,515	1,038,875	—
18	1,487,467	...	1,508,399	981,740	—
19	1,664,928	...	1,554,003	956,413	—
20	1,459,900	...	1,492,525	899,311	—
平成18年度	1,441,156	...	1,493,310	956,731	—
19	1,531,278	...	1,570,459	961,390	—
20年1～3月	216,584	...	403,745	234,991	—
4～6	343,419	...	307,417	190,457	—
7～9	549,401	...	408,779	243,283	—
10～12	350,496	...	372,584	230,580	—
平成20年1月	106,131	...	135,885	81,827	—
2	52,080	...	141,421	85,337	—
3	58,373	...	126,439	67,827	—
4	79,403	...	101,200	45,976	—
5	121,861	...	96,032	66,768	—
6	142,155	...	110,185	77,713	—
7	129,340	...	133,518	84,996	—
8	213,606	...	139,719	81,600	—
9	206,455	...	135,542	76,687	—
10	149,649	...	138,628	79,054	—
11	119,140	...	126,800	71,555	—
12	81,707	...	107,156	79,971	—
非石油系燃料(原油換算)		Non-oil based fuels (Crude petroleum equivalent)			
平成16年	9,794,058	4,242,955	10,262,488	3,913,965	302,507
17	9,762,476	4,194,005	10,361,522	3,970,598	345,299
18	14,750,140	8,640,989	15,719,610	4,224,432	444,413
19	15,340,609	8,817,404	16,323,560	4,605,710	453,026
20	15,335,131	8,464,574	15,893,006	4,671,073	438,903
平成18年度	14,966,255	8,786,960	15,954,006	4,345,814	437,409
19	15,307,561	8,737,666	16,262,298	4,627,820	449,278
20年1～3月	3,740,559	2,110,151	3,983,499	1,194,000	102,211
4～6	4,096,516	2,106,032	3,981,423	1,155,301	107,004
7～9	3,762,717	2,158,154	4,096,806	1,229,594	120,882
10～12	3,735,339	2,090,237	3,831,278	1,092,178	108,805
平成20年1月	1,460,517	723,736	1,360,120	408,429	37,545
2	1,076,521	680,689	1,281,023	388,211	32,930
3	1,203,521	705,726	1,342,356	397,361	31,736
4	1,425,898	681,477	1,307,635	407,464	35,893
5	1,321,422	723,306	1,351,389	370,167	35,349
6	1,349,196	701,250	1,322,399	377,670	35,763
7	1,273,464	719,155	1,365,312	413,675	46,045
8	1,372,894	727,413	1,406,204	432,827	38,488
9	1,116,359	711,586	1,325,289	383,092	36,349
10	1,076,651	730,784	1,295,350	336,625	39,680
11	1,257,138	687,514	1,263,355	376,064	33,369
12	1,401,550	671,940	1,272,573	379,489	35,757
石炭		Coal			
平成16年	11,410,847	...	11,080,514	5,161,841	—
17	11,233,518	...	11,136,898	5,175,639	—
18	17,833,769	...	17,822,730	5,466,307	—
19	18,254,271	...	18,345,321	5,849,065	—
20	19,085,147	...	18,620,898	6,222,181	—
平成18年度	18,131,926	...	18,125,312	5,617,620	—
19	18,318,564	...	18,420,940	5,946,311	—
20年1～3月	4,606,486	...	4,650,481	1,596,642	—
4～6	5,150,898	...	4,667,352	1,544,224	—
7～9	4,640,140	...	4,796,414	1,640,477	—
10～12	4,687,623	...	4,506,651	1,440,838	—
平成20年1月	1,832,039	...	1,573,723	542,365	—
2	1,288,819	...	1,487,044	514,690	—
3	1,485,628	...	1,589,714	539,587	—
4	1,817,025	...	1,550,388	556,198	—
5	1,639,988	...	1,571,539	487,291	—
6	1,693,885	...	1,545,425	500,735	—
7	1,565,899	...	1,606,262	551,026	—
8	1,727,181	...	1,650,210	583,963	—
9	1,347,060	...	1,539,942	505,488	—
10	1,286,630	...	1,505,718	441,131	—
11	1,604,246	...	1,506,651	497,795	—
12	1,796,747	...	1,494,282	501,912	—

費 Consumption				単位 Unit : t			
ボイラ用及びコージェネレーション用以外に使用したもの for purposes other than boilers and co-generation				払出 Shipments	月末在庫 Inventory	Year, quarter and month	
計 Total	原料用 as Materials	直接加熱用 for Direct heating	その他用 for Others				
566,805	566,805	—	—	—	469,933	C. Y.	2004
548,640	548,640	—	—	—	344,061	C. Y.	2005
526,659	526,659	—	—	5,007	315,568	C. Y.	2006
597,590	597,590	—	—	11,045	414,220	C. Y.	2007
593,214	593,214	—	—	13,273	370,517	C. Y.	2008
536,579	536,579	—	—	5,007	278,055	F. Y.	2006
609,069	609,069	—	—	13,399	224,704	F. Y.	2007
168,754	168,754	—	—	2,354	224,704	Q1	2008
116,960	116,960	—	—	4,539	258,365	Q2	
165,496	165,496	—	—	1,788	397,200	Q3	
142,004	142,004	—	—	4,592	370,517	Q4	
54,058	54,058	—	—	673	383,793	Jan	2008
56,084	56,084	—	—	622	293,829	Feb	
58,612	58,612	—	—	1,059	224,704	Mar	
55,224	55,224	—	—	1,054	204,051	Apr	
29,264	29,264	—	—	1,025	228,855	May	
32,472	32,472	—	—	2,460	258,365	Jun	
48,522	48,522	—	—	872	253,315	Jul	
58,119	58,119	—	—	124	327,077	Aug	
58,855	58,855	—	—	792	397,200	Sep	
59,574	59,574	—	—	3,355	404,864	Oct	
55,245	55,245	—	—	720	396,485	Nov	
27,185	27,185	—	—	517	370,517	Dec	

単位 Unit : kl				単位 Unit : t			
6,046,016	4,369,899	1,587,044	89,070	3,546,145	1,090,967	C. Y.	2004
6,045,625	4,332,868	1,620,823	91,930	3,450,732	1,234,712	C. Y.	2005
11,050,765	8,860,832	2,091,359	98,588	7,724,314	1,901,793	C. Y.	2006
11,264,824	9,017,557	2,141,553	105,706	8,095,911	1,593,346	C. Y.	2007
10,783,030	8,606,681	2,079,622	96,737	7,540,402	1,874,714	C. Y.	2008
11,170,782	8,967,727	2,102,196	100,871	8,011,624	1,700,696	F. Y.	2006
11,185,199	8,924,844	2,154,765	105,592	7,897,246	1,496,696	F. Y.	2007
2,687,288	2,133,878	525,884	27,533	1,890,362	1,496,696	Q1	2008
2,719,117	2,170,601	522,523	25,996	1,950,559	1,761,477	Q2	
2,746,330	2,197,934	527,269	21,125	1,875,610	1,712,690	Q3	
2,630,295	2,104,268	503,946	22,083	1,823,871	1,874,714	Q4	
914,147	737,522	167,080	9,548	679,078	1,666,762	Jan	2008
859,882	681,618	169,040	9,226	605,680	1,535,330	Feb	
913,259	714,738	189,765	8,759	605,604	1,496,696	Mar	
864,278	695,206	161,899	7,174	642,833	1,651,249	Apr	
945,873	755,936	180,231	9,709	663,066	1,679,789	May	
908,966	719,459	180,394	9,114	644,660	1,761,477	Jun	
905,592	720,653	175,936	9,000	619,320	1,767,418	Jul	
934,889	749,048	177,694	8,149	619,341	1,848,582	Aug	
905,849	728,233	173,639	3,976	636,949	1,712,690	Sep	
919,046	739,446	174,756	4,844	651,887	1,568,290	Oct	
853,922	684,994	160,928	8,001	591,590	1,656,073	Nov	
857,328	679,828	168,262	9,237	580,395	1,874,714	Dec	

単位 Unit : t				単位 Unit : t			
5,918,673	4,957,032	961,641	—	1,864	1,305,245	C. Y.	2004
5,961,259	4,956,374	1,004,885	—	3,743	1,398,133	C. Y.	2005
12,356,423	11,347,670	1,008,753	—	7,624	2,101,345	C. Y.	2006
12,496,256	11,557,050	939,206	—	5,787	1,967,187	C. Y.	2007
12,398,717	11,488,508	910,209	—	35,443	2,395,991	C. Y.	2008
12,507,692	11,504,905	1,002,787	—	7,173	2,031,109	F. Y.	2006
12,474,629	11,548,286	926,343	—	5,600	1,923,172	F. Y.	2007
3,053,839	2,839,575	214,264	—	18	1,923,172	Q1	2008
3,123,128	2,893,068	230,060	—	9	2,406,708	Q2	
3,155,937	2,927,519	228,418	—	1,883	2,248,551	Q3	
3,065,813	2,828,346	237,467	—	33,533	2,395,991	Q4	
1,031,358	982,661	48,697	—	—	2,225,502	Jan	2008
972,354	901,815	70,539	—	—	2,027,275	Feb	
1,050,127	955,099	95,028	—	18	1,923,172	Mar	
994,190	930,821	63,369	—	—	2,189,807	Apr	
1,084,248	1,004,161	80,087	—	—	2,258,257	May	
1,044,690	958,086	86,604	—	9	2,406,708	Jun	
1,055,236	984,840	70,396	—	9	2,366,336	Jul	
1,066,247	987,337	78,910	—	—	2,443,308	Aug	
1,034,454	955,342	79,112	—	1,874	2,248,551	Sep	
1,064,587	983,799	80,788	—	6,540	2,022,921	Oct	
1,008,856	932,659	76,197	—	11,233	2,109,285	Nov	
992,370	911,888	80,482	—	15,760	2,395,991	Dec	

年・期・月	受入 Receipts	発生・回収 又は生産 Generation, recovery and/or production	Coal coke		
			合計 Total	消 ボイラ用 for Boilers	コージェネ レーション用 for Co-generation
平成16年	175,167	3,858,384	174,974	...	—
17	144,289	3,858,722	161,751	...	—
18	176,685	8,305,191	182,493	...	—
19	179,476	8,481,075	186,993	...	—
20	186,294	8,373,162	178,889	...	—
平成18年度	177,364	8,452,381	184,659	...	—
19	185,785	8,464,002	187,601	...	—
20年 1～3月	46,861	2,090,650	47,624	...	—
4～6	53,734	2,082,931	42,615	...	—
7～9	37,232	2,129,965	50,769	...	—
10～12	48,467	2,069,616	37,881	...	—
平成20年1月	14,774	714,422	16,394	...	—
2	16,729	674,637	14,447	...	—
3	15,358	701,591	16,783	...	—
4	17,014	677,647	15,171	...	—
5	15,760	717,008	13,885	...	—
6	20,960	688,276	13,559	...	—
7	16,916	707,640	19,632	...	—
8	8,936	717,626	15,425	...	—
9	11,380	704,699	15,712	...	—
10	22,779	726,095	14,601	...	—
11	14,654	683,380	13,384	...	—
12	11,034	660,141	9,896	...	—

年・期・月	受入 Receipts	発生・回収 又は生産 Generation, recovery and/or production	Tar		
			合計 Total	消 ボイラ用 for Boilers	コージェネ レーション用 for Co-generation
平成16年	236,856	190,382	428,189	—	—
17	238,400	167,248	402,235	—	—
18	296,811	165,915	463,046	—	—
19	298,700	165,904	464,478	—	—
20	312,595	171,193	466,404	—	—
平成18年度	299,203	166,438	466,643	—	—
19	297,024	168,885	462,056	—	—
20年 1～3月	80,089	42,548	120,264	—	—
4～6	79,299	43,921	115,967	—	—
7～9	71,125	43,487	105,803	—	—
10～12	82,082	41,237	124,370	—	—
平成20年1月	27,427	15,314	37,958	—	—
2	21,848	13,446	39,090	—	—
3	30,814	13,788	43,216	—	—
4	32,795	14,955	39,634	—	—
5	25,468	12,746	39,997	—	—
6	21,036	16,220	36,336	—	—
7	12,772	14,695	15,040	—	—
8	27,578	15,298	43,655	—	—
9	30,775	13,494	47,108	—	—
10	26,583	14,562	41,500	—	—
11	29,386	12,260	42,281	—	—
12	26,113	14,415	40,589	—	—

年・期・月	受入 Receipts	発生・回収 又は生産 Generation, recovery and/or production	Coke oven gas		
			合計 Total	ボイラ用 for Boilers	コージェネ レーション用 for Co-generation
平成16年	156,361	1,503,892	864,211	48,207	35,412
17	158,875	1,420,779	825,515	50,085	33,341
18	201,520	3,150,406	1,438,181	64,799	33,569
19	192,294	3,225,067	1,460,954	65,861	30,414
20	156,556	3,213,589	1,423,656	70,334	3,250
平成18年度	202,226	3,201,737	1,463,961	64,762	33,001
19	188,555	3,230,010	1,457,809	65,964	27,404
20年 1～3月	43,914	796,503	359,682	16,171	3,250
4～6	38,834	804,788	355,296	17,676	—
7～9	38,264	818,904	356,695	17,244	—
10～12	35,544	793,394	351,983	19,243	—
平成20年1月	16,314	272,236	124,527	5,349	2,867
2	13,030	253,975	113,754	4,715	383
3	14,570	270,292	121,401	6,107	—
4	12,342	260,998	115,924	6,047	—
5	13,990	274,994	121,953	6,206	—
6	12,502	268,796	117,419	5,423	—
7	13,738	274,498	116,716	5,988	—
8	12,652	275,136	121,460	5,440	—
9	11,874	269,270	118,519	5,816	—
10	11,720	275,409	122,028	6,154	—
11	13,007	261,721	117,171	6,246	—
12	10,817	256,264	112,784	6,843	—

費 Consumption				単位 Unit : t			
ボイラ用及びコージェネレーション用以外に使用したもの for purposes other than boilers and co-generation				払出 Shipments	月末在庫 Inventory	Year, quarter and month	
計 Total	原料用 as Materials	直接加熱用 for Direct heating	その他用 for Others				
174,974	103,851	71,120	3	3,845,837	192,358	C. Y.	2004
161,751	86,184	75,558	9	3,739,787	293,827	C. Y.	2005
182,493	89,758	92,620	115	8,360,261	522,023	C. Y.	2006
186,993	87,021	99,972	—	8,715,730	252,849	C. Y.	2007
178,889	80,113	98,776	—	8,287,910	325,546	C. Y.	2008
184,659	89,708	94,836	115	8,704,621	330,181	F. Y.	2006
187,601	83,447	104,154	—	8,512,531	254,216	F. Y.	2007
47,624	19,105	28,519	—	2,083,467	254,216	Q1	2008
42,615	20,415	22,200	—	2,170,570	170,085	Q2	
50,769	24,608	26,161	—	2,050,545	239,625	Q3	
37,881	15,985	21,896	—	1,983,328	325,546	Q4	
16,394	5,905	10,489	—	754,855	208,638	Jan	2008
14,447	6,210	8,237	—	667,867	214,682	Feb	
16,783	6,990	9,793	—	660,745	254,216	Mar	
15,171	6,776	8,395	—	716,817	213,793	Apr	
13,885	7,304	6,581	—	737,763	192,629	May	
13,559	6,335	7,224	—	715,990	170,085	Jun	
19,632	8,019	11,613	—	668,975	203,369	Jul	
15,425	8,160	7,265	—	678,525	244,409	Aug	
15,712	8,429	7,283	—	703,045	239,625	Sep	
14,601	7,396	7,205	—	719,921	247,931	Oct	
13,384	6,251	7,133	—	641,057	288,992	Nov	
9,896	2,338	7,558	—	622,350	325,546	Dec	

単位 Unit : t							
428,189	428,189	—	—	4,336	30,359	C. Y.	2004
402,235	402,234	—	1	3,345	29,937	C. Y.	2005
463,046	463,046	—	—	4,437	27,004	C. Y.	2006
464,478	464,478	—	—	4,232	22,896	C. Y.	2007
466,404	466,404	—	—	4,875	35,405	C. Y.	2008
466,643	466,643	—	—	4,437	25,650	F. Y.	2006
462,056	462,056	—	—	4,232	25,269	F. Y.	2007
120,264	120,264	—	—	—	25,269	Q1	2008
115,967	115,967	—	—	—	32,522	Q2	
105,803	105,803	—	—	4,875	36,456	Q3	
124,370	124,370	—	—	—	35,405	Q4	
37,958	37,958	—	—	—	27,679	Jan	2008
39,090	39,090	—	—	—	23,883	Feb	
43,216	43,216	—	—	—	25,269	Mar	
39,634	39,634	—	—	—	33,385	Apr	
39,997	39,997	—	—	—	31,602	May	
36,336	36,336	—	—	—	32,522	Jun	
15,040	15,040	—	—	4,875	40,074	Jul	
43,655	43,655	—	—	—	39,295	Aug	
47,108	47,108	—	—	—	36,456	Sep	
41,500	41,500	—	—	—	36,101	Oct	
42,281	42,281	—	—	—	35,466	Nov	
40,589	40,589	—	—	—	35,405	Dec	

単位 Unit : 1000m <sup>3</sup>							
780,592	6,181	774,411	—	796,037	...	C. Y.	2004
742,089	6,382	735,707	—	754,134	...	C. Y.	2005
1,339,813	5,905	1,326,707	7,201	1,913,376	...	C. Y.	2006
1,364,679	5,472	1,351,888	7,319	1,956,410	...	C. Y.	2007
1,350,072	5,669	1,337,476	6,927	1,946,467	...	C. Y.	2008
1,366,198	5,585	1,353,563	7,050	1,939,639	...	F. Y.	2006
1,364,441	5,735	1,351,562	7,144	1,960,746	...	F. Y.	2007
340,261	1,610	336,978	1,673	480,727	...	Q1	2008
337,620	1,429	334,653	1,538	488,328	...	Q2	
339,451	1,517	335,960	1,974	500,440	...	Q3	
332,740	1,113	329,885	1,742	476,972	...	Q4	
116,311	578	115,424	309	164,016	...	Jan	2008
108,656	532	107,531	593	153,260	...	Feb	
115,294	500	114,023	771	163,451	...	Mar	
109,877	331	109,143	403	157,413	...	Apr	
115,747	574	114,371	802	167,037	...	May	
111,996	524	111,139	333	163,878	...	Jun	
110,728	550	109,340	838	171,485	...	Jul	
116,020	555	114,826	639	166,328	...	Aug	
112,703	412	111,794	497	162,627	...	Sep	
115,874	383	114,859	632	165,100	...	Oct	
110,925	462	109,859	604	157,559	...	Nov	
105,941	268	105,167	506	154,313	...	Dec	

年・期・月	受入 Receipts	発生・回収 又は生産 Generation, recovery and/or production	高炉ガス Blast furnace gas		
			合計 Total	消 ボイラ用 for Boilers	コージェネ レーション用 for Co-generation
平成16年	27,822	—	27,824	10,157	15,865
17	27,000	—	27,004	11,559	15,389
18	1,166,884	—	1,166,883	11,873	17,251
19	1,129,413	—	1,129,413	11,326	14,688
20	1,121,762	—	1,121,762	12,596	1,238
平成18年度	1,148,559	—	1,148,558	11,574	16,994
19	1,143,373	—	1,143,373	11,618	12,921
20年 1～3月	290,570	—	290,570	2,297	1,238
4～6	281,695	—	281,695	3,399	—
7～9	278,829	—	278,829	3,495	—
10～12	270,668	—	270,668	3,405	—
平成20年1月	99,248	—	99,248	678	1,058
2	93,001	—	93,001	589	180
3	98,321	—	98,321	1,030	—
4	94,934	—	94,934	1,040	—
5	96,849	—	96,849	989	—
6	89,912	—	89,912	1,370	—
7	93,702	—	93,702	1,510	—
8	93,632	—	93,632	944	—
9	91,495	—	91,495	1,041	—
10	92,969	—	92,969	1,097	—
11	88,696	—	88,696	1,097	—
12	89,003	—	89,003	1,211	—

年・期・月	受入 Receipts	発生・回収 又は生産 Generation, recovery and/or production	転炉ガス Converter gas		
			合計 Total	消 ボイラ用 for Boilers	コージェネ レーション用 for Co-generation
平成16年	109,786	—	109,787	42,791	66,996
17	115,056	—	115,057	49,432	65,625
18	107,274	—	107,273	43,934	63,339
19	100,035	—	100,036	42,619	57,417
20	60,073	—	60,073	53,829	6,244
平成18年度	105,214	—	105,212	42,225	62,987
19	97,753	—	97,754	46,444	51,310
20年 1～3月	17,654	—	17,654	11,410	6,244
4～6	14,904	—	14,904	14,904	—
7～9	13,960	—	13,960	13,960	—
10～12	13,555	—	13,555	13,555	—
平成20年1月	8,970	—	8,970	3,503	5,467
2	3,318	—	3,318	2,541	777
3	5,366	—	5,366	5,366	—
4	5,100	—	5,100	5,100	—
5	4,726	—	4,726	4,726	—
6	5,078	—	5,078	5,078	—
7	5,257	—	5,257	5,257	—
8	4,062	—	4,062	4,062	—
9	4,641	—	4,641	4,641	—
10	4,469	—	4,469	4,469	—
11	4,445	—	4,445	4,445	—
12	4,641	—	4,641	4,641	—

年・期・月	受入 Receipts	発生・回収 又は生産 Generation, recovery and/or production	天然ガス Natural gas		
			合計 Total	消 ボイラ用 for Boilers	コージェネ レーション用 for Co-generation
平成16年	252,700	173,842	410,468	100,638	35,101
17	266,665	191,850	433,810	112,099	32,008
18	281,829	181,842	435,375	129,381	34,571
19	286,729	178,664	437,244	148,647	45,379
20	289,506	165,881	426,427	145,989	52,219
平成18年度	280,409	182,895	435,270	136,676	35,414
19	289,198	170,426	432,582	147,885	46,378
20年 1～3月	79,769	41,482	112,112	41,072	10,346
4～6	64,038	37,839	95,894	35,251	12,337
7～9	73,923	45,946	113,342	36,264	14,226
10～12	71,776	40,614	105,079	33,402	15,310
平成20年1月	28,486	15,843	41,292	14,983	3,994
2	27,491	14,895	39,333	14,670	3,711
3	23,792	10,744	31,487	11,419	2,641
4	19,187	8,861	26,022	10,287	3,150
5	23,201	14,577	35,790	12,546	4,633
6	21,650	14,401	34,082	12,418	4,554
7	25,234	15,785	38,761	12,562	5,018
8	24,787	15,556	38,178	12,098	4,496
9	23,902	14,605	36,403	11,604	4,712
10	23,999	13,330	35,253	10,231	5,257
11	23,253	12,317	33,170	10,737	4,847
12	24,524	14,967	36,656	12,434	5,206

単位 Unit : 1000m<sup>3</sup>

Consumption				払出 Shipments	月末在庫 Inventory	Year, quarter and month
ボイラ用及びコージェネレーション用以外に使用したものの for purposes other than boilers and co-generation						
計 Total	原料用 as Materials	直接加熱用 for Direct heating	その他用 for Others			
1,802	154	1,648	—	—	—	C. Y. 2004
56	4	52	—	—	—	C. Y. 2005
1,137,759	2	1,137,757	—	—	—	C. Y. 2006
1,103,399	—	1,103,399	—	—	—	C. Y. 2007
1,107,928	—	1,107,928	—	—	—	C. Y. 2008
1,119,990	2	1,119,988	—	—	—	F. Y. 2006
1,118,834	—	1,118,834	—	—	—	F. Y. 2007
287,035	—	287,035	—	—	—	Q1 2008
278,296	—	278,296	—	—	—	Q2
275,334	—	275,334	—	—	—	Q3
267,263	—	267,263	—	—	—	Q4
97,512	—	97,512	—	—	—	Jan 2008
92,232	—	92,232	—	—	—	Feb
97,291	—	97,291	—	—	—	Mar
93,894	—	93,894	—	—	—	Apr
95,860	—	95,860	—	—	—	May
88,542	—	88,542	—	—	—	Jun
92,192	—	92,192	—	—	—	Jul
92,688	—	92,688	—	—	—	Aug
90,454	—	90,454	—	—	—	Sep
91,872	—	91,872	—	—	—	Oct
87,599	—	87,599	—	—	—	Nov
87,792	—	87,792	—	—	—	Dec

単位 Unit : 1000m<sup>3</sup>

—	—	—	—	—	—	C. Y. 2004
—	—	—	—	—	—	C. Y. 2005
—	—	—	—	—	—	C. Y. 2006
—	—	—	—	—	—	C. Y. 2007
—	—	—	—	—	—	C. Y. 2008
—	—	—	—	—	—	F. Y. 2006
—	—	—	—	—	—	F. Y. 2007
—	—	—	—	—	—	Q1 2008
—	—	—	—	—	—	Q2
—	—	—	—	—	—	Q3
—	—	—	—	—	—	Q4
—	—	—	—	—	—	Jan 2008
—	—	—	—	—	—	Feb
—	—	—	—	—	—	Mar
—	—	—	—	—	—	Apr
—	—	—	—	—	—	May
—	—	—	—	—	—	Jun
—	—	—	—	—	—	Jul
—	—	—	—	—	—	Aug
—	—	—	—	—	—	Sep
—	—	—	—	—	—	Oct
—	—	—	—	—	—	Nov
—	—	—	—	—	—	Dec

単位 Unit : 1000m<sup>3</sup>

274,729	123,911	129,618	21,200	21,162	...	C. Y. 2004
289,703	127,240	138,625	23,838	24,705	...	C. Y. 2005
271,423	120,336	127,142	23,945	28,282	...	C. Y. 2006
243,218	104,430	114,362	24,426	28,149	...	C. Y. 2007
228,219	97,861	105,815	24,543	28,961	...	C. Y. 2008
263,180	116,765	121,670	24,745	28,019	...	F. Y. 2006
238,319	100,887	113,252	24,180	27,040	...	F. Y. 2007
60,694	23,382	30,328	6,984	9,139	...	Q1 2008
48,306	20,362	22,455	5,489	5,984	...	Q2
62,852	29,065	27,359	6,428	6,527	...	Q3
56,367	25,052	25,673	5,642	7,311	...	Q4
22,315	9,039	10,928	2,348	3,038	...	Jan 2008
20,952	8,237	10,322	2,393	3,053	...	Feb
17,427	6,106	9,078	2,243	3,048	...	Mar
12,585	4,619	6,724	1,242	2,026	...	Apr
18,611	8,203	8,170	2,238	1,989	...	May
17,110	7,540	7,561	2,009	1,969	...	Jun
21,181	9,835	9,751	1,595	2,258	...	Jul
21,584	10,070	8,945	2,569	2,165	...	Aug
20,087	9,160	8,663	2,264	2,104	...	Sep
19,765	9,072	8,752	1,941	2,076	...	Oct
17,586	7,673	8,301	1,612	2,398	...	Nov
19,016	8,307	8,620	2,089	2,837	...	Dec

液化天然ガス		LNG			
年・期・月	受入 Receipts	発生・回収 又は生産 Generation, recovery and/or production	消		
			合計 Total	ボイラ用 for Boilers	コージェネ レーション用 for Co-generation
平成16年	424,039	...	390,466	52,289	13,329
17	463,471	...	424,875	57,310	24,862
18	537,169	...	509,232	67,125	65,751
19	714,730	...	638,078	120,417	62,144
20	783,295	...	696,660	128,868	95,049
平成18年度	548,579	...	519,070	74,780	67,082
19	762,492	...	670,027	125,483	62,207
20年 1~3月	197,326	...	172,387	30,872	16,899
4~6	197,986	...	177,706	26,556	22,460
7~9	215,473	...	193,013	34,604	30,264
10~12	172,510	...	153,554	36,836	25,426
平成20年1月	71,556	...	62,487	11,312	5,605
2	66,359	...	58,298	10,724	5,611
3	59,411	...	51,602	8,836	5,683
4	60,633	...	53,405	8,142	6,786
5	69,497	...	62,887	9,202	7,690
6	67,856	...	61,414	9,212	7,984
7	76,538	...	69,155	11,501	12,645
8	71,793	...	64,205	11,638	9,836
9	67,142	...	59,653	11,465	7,783
10	65,683	...	59,804	11,865	9,285
11	46,548	...	46,534	12,601	8,129
12	60,279	...	53,216	12,370	8,012

都市ガス(A)		Town gas(A)			
平成16年	404,954	...	405,354	86,374	174,894
17	441,393	...	441,391	108,445	200,853
18	503,457	...	505,747	119,785	237,217
19	540,812	...	541,042	133,268	242,508
20	494,020	...	494,333	113,052	209,304
平成18年度	498,297	...	500,587	117,973	229,703
19	539,845	...	540,157	128,782	241,498
20年 1~3月	123,934	...	124,245	26,513	54,657
4~6	132,220	...	132,220	31,585	52,975
7~9	124,167	...	124,168	29,548	53,655
10~12	113,699	...	113,700	25,406	48,017
平成20年1月	45,380	...	45,380	10,327	19,204
2	38,994	...	39,305	9,088	17,589
3	39,560	...	39,560	7,098	17,864
4	43,350	...	43,350	8,677	19,632
5	45,048	...	45,048	12,005	16,630
6	43,822	...	43,822	10,903	16,713
7	45,695	...	45,695	9,552	19,463
8	40,019	...	40,019	9,059	16,877
9	38,453	...	38,454	10,937	17,315
10	37,625	...	37,625	9,175	17,826
11	37,369	...	37,370	8,973	14,169
12	38,705	...	38,705	7,258	16,022

都市ガス(B)		Town gas(B)			
平成16年	446,853	...	446,876	93,211	195,352
17	485,564	...	485,561	116,415	224,293
18	544,868	...	547,430	127,550	259,839
19	584,288	...	584,544	141,481	264,916
20	533,385	...	533,698	120,766	228,687
平成18年度	538,396	...	540,955	125,421	251,110
19	583,388	...	583,713	136,839	263,844
20年 1~3月	134,206	...	134,532	28,330	59,794
4~6	142,612	...	142,605	33,631	57,861
7~9	133,825	...	133,822	31,536	58,562
10~12	122,742	...	122,739	27,269	52,470
平成20年1月	49,090	...	49,091	11,010	21,001
2	42,275	...	42,601	9,710	19,255
3	42,841	...	42,840	7,610	19,538
4	46,825	...	46,825	9,248	21,448
5	48,557	...	48,555	12,786	18,165
6	47,230	...	47,225	11,597	18,248
7	49,307	...	49,306	10,187	21,247
8	43,132	...	43,130	9,669	18,415
9	41,386	...	41,386	11,680	18,900
10	40,522	...	40,519	9,822	19,464
11	40,401	...	40,401	9,644	15,491
12	41,819	...	41,819	7,803	17,515

費 Consumption				単位 Unit : t		
ボイラ用及びコージェネレーション用以外に使用したもの for purposes other than boilers and co-generation				払出 Shipments	月末在庫 Inventory	Year, quarter and month
計 Total	原料用 as Materials	直接加熱用 for Direct heating	その他用 for Others			
324,848	197,740	127,086	22	33,575	—	C. Y. 2004
342,703	197,060	145,601	42	38,594	—	C. Y. 2005
376,356	213,139	163,172	45	28,031	247	C. Y. 2006
455,517	233,434	221,921	162	76,642	257	C. Y. 2007
472,743	250,827	221,847	69	86,557	271	C. Y. 2008
377,208	211,691	165,376	141	29,473	277	F. Y. 2006
482,337	244,397	237,864	76	92,486	253	F. Y. 2007
124,616	64,201	60,392	23	24,940	253	Q1 2008
128,690	69,757	58,921	12	20,286	248	Q2
128,145	70,633	57,488	24	22,466	243	Q3
91,292	46,236	45,046	10	18,865	271	Q4
45,570	23,679	21,882	9	9,060	265	Jan 2008
41,963	21,828	20,127	8	8,021	303	Feb
37,083	18,694	18,383	6	7,859	253	Mar
38,477	20,090	18,383	4	7,210	271	Apr
45,995	25,132	20,859	4	6,583	298	May
44,218	24,535	19,679	4	6,493	248	Jun
45,009	24,592	20,408	9	7,348	283	Jul
42,731	23,729	18,995	7	7,622	249	Aug
40,405	22,312	18,085	8	7,496	243	Sep
38,654	21,334	17,317	3	5,867	255	Oct
19,804	7,977	11,824	3	6,043	226	Nov
32,834	16,925	15,905	4	6,955	271	Dec

単位 Unit : 1000m <sup>3</sup>						
144,086	...	88,923	55,163	...	...	C. Y. 2004
132,093	...	76,943	55,150	...	...	C. Y. 2005
148,745	...	90,243	58,502	...	...	C. Y. 2006
165,266	...	101,052	64,214	...	...	C. Y. 2007
171,977	...	115,475	56,502	...	...	C. Y. 2008
152,911	...	93,080	59,831	...	...	F. Y. 2006
169,877	...	105,441	64,436	...	...	F. Y. 2007
43,075	...	26,873	16,202	...	...	Q1 2008
47,660	...	31,255	16,405	...	...	Q2
40,965	...	29,885	11,080	...	...	Q3
40,277	...	27,462	12,815	...	...	Q4
15,849	...	10,032	5,817	...	...	Jan 2008
12,628	...	7,271	5,357	...	...	Feb
14,598	...	9,570	5,028	...	...	Mar
15,041	...	10,237	4,804	...	...	Apr
16,413	...	10,578	5,835	...	...	May
16,206	...	10,440	5,766	...	...	Jun
16,680	...	10,855	5,825	...	...	Jul
14,083	...	9,844	4,239	...	...	Aug
10,202	...	9,186	1,016	...	...	Sep
10,624	...	8,599	2,025	...	...	Oct
14,228	...	9,158	5,070	...	...	Nov
15,425	...	9,705	5,720	...	...	Dec

単位 Unit : 1000m <sup>3</sup>						
158,313	...	96,653	61,657	...	...	C. Y. 2004
144,853	...	83,192	61,658	...	...	C. Y. 2005
160,041	...	96,092	63,962	...	...	C. Y. 2006
178,147	...	108,172	69,968	...	...	C. Y. 2007
184,245	...	122,791	61,464	...	...	C. Y. 2008
164,424	...	99,196	65,238	...	...	F. Y. 2006
183,030	...	112,828	70,204	...	...	F. Y. 2007
46,408	...	28,771	17,644	...	...	Q1 2008
51,113	...	33,253	17,863	...	...	Q2
43,724	...	31,680	12,043	...	...	Q3
43,000	...	29,087	13,914	...	...	Q4
17,080	...	10,748	6,335	...	...	Jan 2008
13,636	...	7,798	5,839	...	...	Feb
15,692	...	10,225	5,470	...	...	Mar
16,129	...	10,902	5,228	...	...	Apr
17,604	...	11,250	6,356	...	...	May
17,380	...	11,101	6,279	...	...	Jun
17,872	...	11,525	6,344	...	...	Jul
15,046	...	10,431	4,617	...	...	Aug
10,806	...	9,724	1,082	...	...	Sep
11,233	...	9,055	2,178	...	...	Oct
15,266	...	9,753	5,514	...	...	Nov
16,501	...	10,279	6,222	...	...	Dec

年・期・月	受入 Receipts	発生・回収 又は生産 Generation, recovery and/or production	Used tires		
			合計 Total	消 ボイラ用 for Boilers	コージェネ レーション用 for Co-generation
平成16年	17,638	—	17,178	—	—
17	16,516	—	17,388	—	—
18	17,124	—	16,919	—	—
19	21,995	—	20,044	5,216	—
20	27,926	—	28,743	15,981	—
平成18年度	16,269	—	15,770	—	—
19	23,799	—	23,179	8,002	—
20年 1～3月	5,488	—	6,355	2,786	—
4～6	7,744	—	7,042	4,461	—
7～9	7,882	—	8,314	5,086	—
10～12	6,812	—	7,032	3,648	—
平成20年1月	1,790	—	817	26	—
2	1,669	—	2,577	1,524	—
3	2,029	—	2,961	1,236	—
4	1,943	—	1,540	856	—
5	3,415	—	2,433	1,637	—
6	2,386	—	3,069	1,968	—
7	3,281	—	3,120	2,381	—
8	1,802	—	2,188	943	—
9	2,799	—	3,006	1,762	—
10	1,239	—	1,878	680	—
11	2,030	—	2,158	1,084	—
12	3,543	—	2,996	1,884	—

費 Consumption				単位 Unit : t		
ボイラ用及びコージェネレーション用以外に使用したもの for purposes other than boilers and co-generation				払出 Shipments	月末在庫 Inventory	Year, quarter and month
計 Total	原料用 as Materials	直接加熱用 for Direct heating	その他用 for Others			
17,178	—	17,178	—	—	1,581	C. Y. 2004
17,388	—	17,388	—	—	709	C. Y. 2005
16,919	—	16,919	—	—	914	C. Y. 2006
14,828	—	14,828	—	—	2,865	C. Y. 2007
12,762	—	12,762	—	—	2,048	C. Y. 2008
15,770	—	15,770	—	—	1,378	F. Y. 2006
15,177	—	15,177	—	—	1,998	F. Y. 2007
3,569	—	3,569	—	—	1,998	Q1 2008
2,581	—	2,581	—	—	2,700	Q2
3,228	—	3,228	—	—	2,268	Q3
3,384	—	3,384	—	—	2,048	Q4
791	—	791	—	—	3,838	Jan 2008
1,053	—	1,053	—	—	2,930	Feb
1,725	—	1,725	—	—	1,998	Mar
684	—	684	—	—	2,401	Apr
796	—	796	—	—	3,383	May
1,101	—	1,101	—	—	2,700	Jun
739	—	739	—	—	2,861	Jul
1,245	—	1,245	—	—	2,475	Aug
1,244	—	1,244	—	—	2,268	Sep
1,198	—	1,198	—	—	1,629	Oct
1,074	—	1,074	—	—	1,501	Nov
1,112	—	1,112	—	—	2,048	Dec

⑦ 窯業・土石製品工業

Ceramics, clay and stone products

合計(原油換算)

Total(Crude petroleum equivalent)

年・期・月	受入 Receipts	発生・回収 又は生産 Generation, recovery and/or production	消 費			
			ネット Net	合計 Total	ボイラ用 for Boilers	コージェネ レーション用 for Co-generation
平成16年	11,032,472	2,356	10,866,662	10,869,018	3,795,697	55,074
17	11,418,477	2,545	11,107,310	11,109,855	3,896,999	50,623
18	11,343,251	2,327	11,183,035	11,185,362	3,943,267	32,941
19	11,453,123	2,308	11,157,806	11,160,114	4,033,755	29,017
20	10,886,177	2,529	10,454,229	10,456,758	3,929,122	12,108
平成18年度	11,305,663	2,265	11,176,686	11,178,951	3,940,620	31,661
19	11,353,507	2,207	11,046,654	11,048,861	4,046,044	27,630
20年1~3月	2,641,052	844	2,664,938	2,665,782	1,015,851	6,035
4~6	2,746,642	542	2,546,404	2,546,946	958,385	4,238
7~9	2,673,629	212	2,636,910	2,637,122	1,023,762	1,005
10~12	2,824,855	931	2,605,977	2,606,908	931,124	831
平成20年1月	820,582	309	824,721	825,030	335,059	2,036
2	799,292	260	874,793	875,053	331,486	1,910
3	1,021,177	274	965,424	965,699	349,307	2,089
4	899,193	279	857,614	857,893	329,226	2,019
5	914,277	2	818,543	818,545	306,677	2,067
6	933,171	261	870,247	870,508	322,482	152
7	845,556	108	880,675	880,784	339,983	331
8	898,226	—	903,734	903,734	366,080	344
9	929,847	104	852,501	852,605	317,700	330
10	984,942	326	864,090	864,416	282,814	309
11	920,111	328	877,594	877,922	320,269	292
12	919,802	278	864,292	864,570	328,041	229

石油系燃料(原油換算)

Oil based fuels(Crude petroleum equivalent)

平成16年	2,843,998	—	2,838,824	736,325	55,074
17	2,971,001	—	2,917,120	757,655	50,623
18	2,909,233	—	2,936,915	741,315	32,941
19	2,776,576	—	2,794,502	633,276	29,017
20	2,327,298	—	2,238,519	438,812	12,108
平成18年度	2,783,634	—	2,922,837	725,824	31,661
19	2,715,895	—	2,683,557	621,270	27,630
20年1~3月	610,805	—	585,480	149,940	6,035
4~6	584,983	—	551,818	105,318	4,238
7~9	529,548	—	558,448	91,679	1,005
10~12	601,961	—	542,773	91,875	831
平成20年1月	182,450	—	181,059	49,774	2,036
2	192,574	—	195,055	50,621	1,910
3	235,781	—	209,367	49,545	2,089
4	159,603	—	181,692	29,312	2,019
5	200,875	—	179,622	37,138	2,067
6	224,505	—	190,504	38,868	152
7	168,665	—	193,892	32,263	331
8	157,118	—	185,640	32,228	344
9	203,766	—	178,916	27,188	330
10	168,515	—	175,398	26,456	309
11	222,586	—	188,081	32,441	292
12	210,860	—	179,294	32,977	229

ガソリン

Gasoline

平成16年	313	...	313	...	...
17	301	...	301	...	...
18	295	...	295	...	...
19	282	...	282	...	...
20	252	...	251	...	...
平成18年度	286	...	286	...	...
19	278	...	278	...	...
20年1~3月	67	...	67	...	...
4~6	62	...	61	...	...
7~9	60	...	60	...	...
10~12	63	...	63	...	...
平成20年1月	23	...	23	...	...
2	20	...	20	...	...
3	24	...	24	...	...
4	21	...	21	...	...
5	20	...	19	...	...
6	21	...	21	...	...
7	20	...	20	...	...
8	20	...	20	...	...
9	20	...	20	...	...
10	21	...	21	...	...
11	23	...	23	...	...
12	19	...	19	...	...

Consumption ボイラ用及びコージェネレーション用以外に使用したもの for purposes than boilers and co-generation				払出 Shipments	月末在庫 Inventory	Year, quarter and month	
計 Total	原料用 as Materials	直接加熱用 for Direct heating	その他用 for Others				
7,018,247	101,200	6,638,360	278,687	63,023	1,075,107	C. Y.	2004
7,162,233	104,337	6,775,340	282,556	241,541	1,144,659	C. Y.	2005
7,209,154	90,199	6,889,508	229,447	296,510	1,008,152	C. Y.	2006
7,097,342	83,124	6,798,275	215,943	289,366	1,015,101	C. Y.	2007
6,515,528	76,072	6,269,201	170,255	277,116	1,108,650	C. Y.	2008
7,206,671	88,551	6,883,023	235,097	298,909	890,209	F. Y.	2006
6,975,187	81,506	6,693,575	200,105	276,129	859,067	F. Y.	2007
1,643,897	19,698	1,578,344	45,855	70,443	859,067	Q1	2008
1,584,323	23,883	1,520,002	40,438	55,043	1,004,905	Q2	
1,612,355	17,813	1,552,320	42,222	92,582	949,070	Q3	
1,674,953	14,678	1,618,535	41,740	59,048	1,108,650	Q4	
487,936	6,542	468,417	12,976	23,596	925,642	Jan	2008
541,658	6,128	521,816	13,713	29,128	821,014	Feb	
614,303	7,027	588,111	19,165	17,718	859,067	Mar	
526,648	7,868	505,220	13,560	1,095	900,216	Apr	
509,801	7,957	489,331	12,514	20,824	975,105	May	
547,874	8,058	525,452	14,364	33,124	1,004,905	Jun	
540,470	6,828	518,374	15,267	30,774	939,493	Jul	
537,310	6,352	517,380	13,578	32,873	901,048	Aug	
534,575	4,633	516,565	13,377	28,935	949,070	Sep	
581,292	5,231	564,411	11,650	23,776	1,046,961	Oct	
557,361	4,681	535,321	17,359	20,416	1,070,031	Nov	
536,300	4,766	518,803	12,731	14,856	1,108,650	Dec	

				単位 Unit : kl			
2,047,425	83,788	1,714,884	248,754	18,201	316,841	C. Y.	2004
2,108,843	87,571	1,774,708	246,563	10,183	360,425	C. Y.	2005
2,162,659	70,686	1,899,704	192,269	12,486	319,994	C. Y.	2006
2,132,209	67,946	1,884,740	179,524	20,703	282,177	C. Y.	2007
1,787,600	61,818	1,595,721	130,060	27,889	312,804	C. Y.	2008
2,165,352	69,821	1,897,605	197,926	12,725	292,691	F. Y.	2006
2,034,657	66,715	1,805,645	162,297	21,540	271,748	F. Y.	2007
429,505	15,516	378,349	35,640	3,715	271,748	Q1	2008
442,263	19,485	392,236	30,541	5,921	299,050	Q2	
465,764	15,536	417,004	33,224	12,480	257,442	Q3	
450,068	11,281	408,132	30,655	5,774	312,804	Q4	
129,249	5,191	113,841	10,216	1,733	249,682	Jan	2008
142,524	4,753	127,629	10,142	996	246,206	Feb	
157,732	5,572	136,878	15,282	986	271,748	Mar	
150,361	6,370	133,754	10,236	1,095	248,637	Apr	
140,417	6,451	124,579	9,388	1,486	268,390	May	
151,485	6,665	133,903	10,917	3,340	299,050	Jun	
161,298	6,012	143,423	11,863	1,502	272,323	Jul	
153,068	5,686	136,119	11,264	9,197	234,541	Aug	
151,398	3,838	137,463	10,097	1,781	257,442	Sep	
148,633	4,211	136,158	8,264	1,898	248,688	Oct	
155,347	3,577	137,890	13,881	1,760	286,502	Nov	
146,087	3,492	134,084	8,511	2,116	312,804	Dec	

				単位 Unit : kl			
313	...	...	313	—	1	C. Y.	2004
301	...	...	301	—	1	C. Y.	2005
295	...	...	295	—	1	C. Y.	2006
282	...	...	282	—	1	C. Y.	2007
251	...	...	251	—	1	C. Y.	2008
286	...	...	286	—	1	F. Y.	2006
278	...	...	278	—	1	F. Y.	2007
67	...	...	67	—	1	Q1	2008
61	...	...	61	—	1	Q2	
60	...	...	60	—	1	Q3	
63	...	...	63	—	1	Q4	
23	...	...	23	—	1	Jan	2008
20	...	...	20	—	1	Feb	
24	...	...	24	—	1	Mar	
21	...	...	21	—	1	Apr	
19	...	...	19	—	1	May	
21	...	...	21	—	1	Jun	
20	...	...	20	—	1	Jul	
20	...	...	20	—	1	Aug	
20	...	...	20	—	1	Sep	
21	...	...	21	—	1	Oct	
23	...	...	23	—	1	Nov	
19	...	...	19	—	1	Dec	

年・期・月	Kerosene				
	受入 Receipts	発生・回収 又は生産 Generation, recovery and/or production	消費 費		
			合計 Total	ボイラ用 for Boilers	コージェネ レーション用 for Co-generation
平成16年	65,904	...	65,001	5,135	—
17	60,767	...	60,126	4,665	—
18	50,516	...	50,066	4,965	—
19	46,785	...	46,600	4,703	—
20	45,694	...	46,344	3,803	—
平成18年度	48,076	...	47,788	4,970	—
19	48,352	...	48,304	4,549	—
20年 1～3月	13,764	...	13,943	1,363	—
4～6	11,634	...	11,631	976	—
7～9	10,285	...	10,701	717	—
10～12	10,011	...	10,069	747	—
平成20年1月	4,227	...	4,288	458	—
2	4,322	...	4,634	547	—
3	5,215	...	5,021	358	—
4	3,872	...	4,014	308	—
5	4,378	...	3,994	298	—
6	3,384	...	3,623	370	—
7	3,731	...	3,875	275	—
8	2,906	...	3,130	236	—
9	3,648	...	3,696	206	—
10	3,565	...	3,440	220	—
11	3,463	...	3,647	230	—
12	2,983	...	2,982	297	—
軽油 Gas oil					
平成16年	15,810	...	15,691	45	—
17	14,972	...	14,734	171	—
18	14,216	...	13,951	—	—
19	13,071	...	12,778	—	—
20	12,025	...	11,875	—	—
平成18年度	14,126	...	13,863	—	—
19	12,882	...	12,548	—	—
20年 1～3月	3,052	...	2,955	—	—
4～6	3,028	...	2,940	—	—
7～9	2,953	...	3,011	—	—
10～12	2,992	...	2,969	—	—
平成20年1月	1,056	...	935	—	—
2	948	...	975	—	—
3	1,048	...	1,045	—	—
4	1,014	...	997	—	—
5	942	...	947	—	—
6	1,072	...	996	—	—
7	1,024	...	1,044	—	—
8	965	...	998	—	—
9	964	...	969	—	—
10	1,037	...	944	—	—
11	987	...	1,033	—	—
12	968	...	992	—	—
重油計 Heavy fuel oil total					
平成16年	1,257,090	...	1,248,151	356,209	50,717
17	1,280,203	...	1,277,415	372,753	46,572
18	1,215,937	...	1,216,456	344,189	30,277
19	1,121,402	...	1,118,464	269,879	26,615
20	988,312	...	977,532	196,427	11,209
平成18年度	1,203,769	...	1,210,647	339,226	29,082
19	1,098,693	...	1,094,657	267,353	25,387
20年 1～3月	269,528	...	269,315	71,284	5,580
4～6	256,102	...	245,191	51,569	3,920
7～9	229,751	...	235,665	38,670	935
10～12	232,931	...	227,361	34,904	774
平成20年1月	88,531	...	89,380	24,045	1,883
2	84,847	...	86,339	23,665	1,765
3	96,150	...	93,596	23,574	1,932
4	86,285	...	79,299	14,614	1,867
5	84,055	...	82,665	19,180	1,911
6	85,762	...	83,227	17,775	142
7	78,264	...	79,774	12,451	308
8	74,340	...	78,050	13,764	320
9	77,147	...	77,841	12,455	307
10	78,621	...	74,675	8,716	288
11	79,127	...	79,760	13,150	272
12	75,183	...	72,926	13,038	214

Consumption ボイラ用及びコージェネレーション用以外に使用したものを for purposes than boilers and co-generation				払出 Shipments	月末在庫 Inventory	Year, quarter and month
計 Total	原料用 as Materials	直接加熱用 for Direct heating	その他用 for Others			
59,866	—	57,074	2,792	825	2,233	C. Y. 2004
55,461	—	52,517	2,944	810	2,063	C. Y. 2005
45,101	—	41,727	3,374	849	1,894	C. Y. 2006
41,897	—	39,519	2,378	103	1,950	C. Y. 2007
42,541	—	39,557	2,984	—	1,320	C. Y. 2008
42,818	—	39,579	3,239	716	1,721	F. Y. 2006
43,755	—	40,723	3,032	—	1,770	F. Y. 2007
12,580	—	11,126	1,454	—	1,770	Q1 2008
10,655	—	10,111	544	—	1,772	Q2
9,984	—	9,579	405	—	1,357	Q3
9,322	—	8,741	581	—	1,320	Q4
3,830	—	3,615	215	—	1,889	Jan 2008
4,087	—	3,852	235	—	1,577	Feb
4,663	—	3,659	1,004	—	1,770	Mar
3,706	—	3,452	254	—	1,628	Apr
3,696	—	3,523	173	—	2,013	May
3,253	—	3,136	117	—	1,772	Jun
3,600	—	3,473	127	—	1,629	Jul
2,894	—	2,741	153	—	1,406	Aug
3,490	—	3,365	125	—	1,357	Sep
3,220	—	3,045	175	—	1,483	Oct
3,417	—	3,229	188	—	1,310	Nov
2,685	—	2,467	218	—	1,320	Dec

				単位 Unit : kl		
15,646	—	178	15,468	253	199	C. Y. 2004
14,563	—	239	14,324	211	238	C. Y. 2005
13,951	—	270	13,681	299	233	C. Y. 2006
12,778	—	292	12,486	334	194	C. Y. 2007
11,875	—	427	11,448	207	131	C. Y. 2008
13,863	—	277	13,586	320	204	F. Y. 2006
12,548	—	291	12,257	324	218	F. Y. 2007
2,955	—	69	2,886	75	218	Q1 2008
2,940	—	75	2,865	80	219	Q2
3,011	—	73	2,938	41	119	Q3
2,969	—	210	2,759	11	131	Q4
935	—	21	914	22	293	Jan 2008
975	—	24	951	27	241	Feb
1,045	—	24	1,021	26	218	Mar
997	—	25	972	26	203	Apr
947	—	25	922	28	168	May
996	—	25	971	26	219	Jun
1,044	—	25	1,019	23	176	Jul
998	—	24	974	11	132	Aug
969	—	24	945	7	119	Sep
944	—	71	873	4	208	Oct
1,033	—	67	966	4	158	Nov
992	—	72	920	3	131	Dec

				単位 Unit : kl		
841,225	—	657,352	183,873	13,373	100,357	C. Y. 2004
858,090	—	665,667	192,423	7,887	95,075	C. Y. 2005
841,990	—	703,694	138,296	7,085	87,293	C. Y. 2006
821,970	—	695,373	126,597	6,823	83,565	C. Y. 2007
769,896	—	669,554	100,342	9,580	86,352	C. Y. 2008
842,339	—	702,783	139,556	6,935	84,744	F. Y. 2006
801,917	—	684,255	117,662	8,040	81,176	F. Y. 2007
192,451	—	165,034	27,417	2,840	81,176	Q1 2008
189,702	—	167,599	22,103	2,592	89,561	Q2
196,060	—	169,303	26,757	1,658	81,933	Q3
191,683	—	167,618	24,065	2,490	86,352	Q4
63,452	—	55,564	7,888	1,151	81,567	Jan 2008
60,909	—	53,034	7,875	836	79,238	Feb
68,090	—	56,436	11,654	853	81,176	Mar
62,818	—	55,309	7,509	820	87,420	Apr
61,574	—	54,824	6,750	992	87,806	May
65,310	—	57,466	7,844	780	89,561	Jun
67,015	—	57,324	9,691	457	87,597	Jul
63,966	—	54,852	9,114	590	83,239	Aug
65,079	—	57,127	7,952	611	81,933	Sep
65,671	—	59,261	6,410	807	85,066	Oct
66,338	—	55,218	11,120	715	83,982	Nov
59,674	—	53,139	6,535	968	86,352	Dec

A重油		Heavy fuel oil A				
年・期・月	受入 Receipts	発生・回収 又は生産 Generation, recovery and/or production	消費 費			
			合計 Total	ボイラ用 for Boilers	コージェネ レーション用 for Co-generation	
平成16年	82,553	...	81,306	11,740	4,256	
17	85,609	...	82,891	11,738	3,178	
18	83,792	...	82,170	12,155	1,610	
19	78,249	...	76,993	12,031	540	
20	73,699	...	73,303	16,212	385	
平成18年度	81,889	...	80,210	11,947	1,257	
19	81,137	...	79,980	15,847	476	
20年 1~3月	22,490	...	22,809	7,167	95	
4~6	18,780	...	18,675	3,891	87	
7~9	16,806	...	17,202	2,456	101	
10~12	15,623	...	14,617	2,698	102	
平成20年1月	6,467	...	6,546	1,453	42	
2	7,659	...	7,956	2,605	17	
3	8,364	...	8,307	3,109	36	
4	6,868	...	6,534	1,419	28	
5	6,757	...	6,072	1,256	30	
6	5,155	...	6,069	1,216	29	
7	5,830	...	5,647	859	31	
8	5,529	...	6,053	812	36	
9	5,447	...	5,502	785	34	
10	5,692	...	5,236	927	33	
11	4,609	...	4,542	853	30	
12	5,322	...	4,839	918	39	
B・C重油		Heavy fuel oil B・C				
平成16年	1,174,537	...	1,166,845	344,469	46,461	
17	1,194,594	...	1,194,524	361,015	43,394	
18	1,132,145	...	1,134,286	332,034	28,667	
19	1,043,153	...	1,041,471	257,848	26,075	
20	914,613	...	904,229	180,215	10,824	
平成18年度	1,121,880	...	1,130,437	327,279	27,825	
19	1,017,556	...	1,014,677	251,506	24,911	
20年 1~3月	247,038	...	246,506	64,117	5,485	
4~6	237,322	...	226,516	47,678	3,833	
7~9	212,945	...	218,463	36,214	834	
10~12	217,308	...	212,744	32,206	672	
平成20年1月	82,064	...	82,834	22,592	1,841	
2	77,188	...	78,383	21,060	1,748	
3	87,786	...	85,289	20,465	1,896	
4	79,417	...	72,765	13,195	1,839	
5	77,298	...	76,593	17,924	1,881	
6	80,607	...	77,158	16,559	113	
7	72,434	...	74,127	11,592	277	
8	68,811	...	71,997	12,952	284	
9	71,700	...	72,339	11,670	273	
10	72,929	...	69,439	7,789	255	
11	74,518	...	75,218	12,297	242	
12	69,861	...	68,087	12,120	175	
炭化水素油		Hydrocarbon oil				
平成16年	106,832	—	106,801	—	—	
17	114,235	—	113,276	—	—	
18	117,812	—	119,140	1	—	
19	208,461	—	206,411	—	—	
20	212,822	—	211,499	—	—	
平成18年度	136,835	—	137,526	1	—	
19	212,278	—	210,733	—	—	
20年 1~3月	49,510	—	49,821	—	—	
4~6	54,940	—	54,300	—	—	
7~9	56,445	—	56,384	—	—	
10~12	51,927	—	50,994	—	—	
平成20年1月	14,863	—	15,366	—	—	
2	15,004	—	14,534	—	—	
3	19,643	—	19,921	—	—	
4	18,281	—	17,747	—	—	
5	15,969	—	15,645	—	—	
6	20,690	—	20,908	—	—	
7	20,861	—	20,953	—	—	
8	17,945	—	17,661	—	—	
9	17,639	—	17,770	—	—	
10	19,911	—	19,378	—	—	
11	15,840	—	15,852	—	—	
12	16,176	—	15,764	—	—	

Consumption ボイラ用及びコージェネレーション用以外に使用したものを for purposes than boilers and co-generation				Unit : kl	単位	Year, quarter and month
計 Total	原料用 as Materials	直接加熱用 for Direct heating	その他用 for Others			
65,310	—	38,320	26,990	1,295	5,816	C. Y. 2004
67,975	—	38,677	29,298	2,686	5,611	C. Y. 2005
68,405	—	46,647	21,758	2,488	5,070	C. Y. 2006
64,422	—	47,121	17,301	524	5,672	C. Y. 2007
56,706	—	42,150	14,556	339	5,808	C. Y. 2008
67,006	—	48,096	18,910	2,094	4,266	F. Y. 2006
63,657	—	45,982	17,675	94	5,328	F. Y. 2007
15,547	—	11,276	4,271	27	5,328	Q1 2008
14,697	—	10,878	3,819	44	5,467	Q2
14,645	—	10,471	4,174	12	5,060	Q3
11,817	—	9,525	2,292	256	5,808	Q4
5,051	—	3,850	1,201	24	5,570	Jan 2008
5,334	—	3,854	1,480	2	5,267	Feb
5,162	—	3,572	1,590	1	5,328	Mar
5,087	—	3,820	1,267	4	5,734	Apr
4,786	—	3,527	1,259	31	6,391	May
4,824	—	3,531	1,293	9	5,467	Jun
4,757	—	3,382	1,375	9	5,643	Jul
5,205	—	3,737	1,468	3	5,113	Aug
4,683	—	3,352	1,331	—	5,060	Sep
4,276	—	3,263	1,013	20	5,490	Oct
3,659	—	2,969	690	43	5,518	Nov
3,882	—	3,293	589	193	5,808	Dec

				Unit : kl	単位	Year, quarter and month
計	原料用	直接加熱用	その他用			
775,915	—	619,032	156,883	12,078	94,541	C. Y. 2001
790,115	—	626,990	163,125	5,201	89,464	C. Y. 2002
773,585	—	657,047	116,538	4,597	82,223	C. Y. 2003
757,548	—	648,252	109,296	6,299	77,893	C. Y. 2004
713,190	—	627,404	85,786	9,241	80,544	C. Y. 2005
775,333	—	654,687	120,646	4,841	80,478	F. Y. 2003
738,260	—	638,273	99,987	7,946	75,848	F. Y. 2004
176,904	—	153,758	23,146	2,813	75,848	Q1 2005
175,005	—	156,721	18,284	2,548	84,094	Q2
181,415	—	158,832	22,583	1,646	76,873	Q3
179,866	—	158,093	21,773	2,234	80,544	Q4
58,401	—	51,714	6,687	1,127	75,997	Jan 2005
55,575	—	49,180	6,395	834	73,971	Feb
62,928	—	52,864	10,064	852	75,848	Mar
57,731	—	51,489	6,242	816	81,686	Apr
56,788	—	51,297	5,491	961	81,415	May
60,486	—	53,935	6,551	771	84,094	Jun
62,258	—	53,942	8,316	448	81,954	Jul
58,761	—	51,115	7,646	587	78,126	Aug
60,396	—	53,775	6,621	611	76,873	Sep
61,395	—	55,998	5,397	787	79,576	Oct
62,679	—	52,249	10,430	672	78,464	Nov
55,792	—	49,846	5,946	775	80,544	Dec

				Unit : kl	単位	Year, quarter and month
計	原料用	直接加熱用	その他用			
106,801	—	106,556	245	—	1,570	C. Y. 2004
113,276	—	112,994	282	—	2,529	C. Y. 2005
119,139	—	118,802	337	—	1,201	C. Y. 2006
206,411	—	206,147	264	865	2,386	C. Y. 2007
211,499	—	211,287	212	1,489	2,249	C. Y. 2008
137,525	—	137,198	327	—	1,395	F. Y. 2006
210,733	—	210,478	255	1,022	1,918	F. Y. 2007
49,821	—	49,768	53	157	1,918	Q1 2008
54,300	—	54,236	64	208	2,350	Q2
56,384	—	56,334	50	570	1,841	Q3
50,994	—	50,949	45	554	2,249	Q4
15,366	—	15,349	17	63	1,820	Jan 2008
14,534	—	14,516	18	60	2,230	Feb
19,921	—	19,903	18	34	1,918	Mar
17,747	—	17,726	21	65	2,387	Apr
15,645	—	15,626	19	76	2,635	May
20,908	—	20,884	24	67	2,350	Jun
20,953	—	20,932	21	151	2,107	Jul
17,661	—	17,648	13	185	2,206	Aug
17,770	—	17,754	16	234	1,841	Sep
19,378	—	19,363	15	212	2,191	Oct
15,852	—	15,837	15	155	2,024	Nov
15,764	—	15,749	15	187	2,249	Dec

液化石油ガス		Liquefied petroleum gas			
年・期・月	受入 Receipts	発生・回収 又は生産 Generation, recovery and/or production	消費		
			合計 Total	ボイラ用 for Boilers	コージェネ レーション用 for Co-generation
平成16年	49,334	...	48,370	—	—
17	50,247	...	49,369	—	—
18	45,626	...	45,475	—	—
19	39,335	...	39,153	—	—
20	37,738	...	37,575	—	—
平成18年度	42,677	...	42,546	—	—
19	40,217	...	40,041	—	—
20年 1～3月	10,326	...	10,317	—	—
4～6	10,229	...	10,152	—	—
7～9	9,348	...	9,322	—	—
10～12	7,835	...	7,784	—	—
平成20年1月	3,458	...	3,453	—	—
2	3,509	...	3,530	—	—
3	3,359	...	3,334	—	—
4	3,115	...	3,089	—	—
5	3,595	...	3,523	—	—
6	3,519	...	3,540	—	—
7	3,303	...	3,279	—	—
8	3,236	...	3,262	—	—
9	2,809	...	2,781	—	—
10	2,335	...	2,292	—	—
11	3,126	...	3,150	—	—
12	2,374	...	2,342	—	—
石油系炭化水素ガス Hydrocarbon gas					
平成13年	—	—	—	—	—
14	—	—	—	—	—
15	—	—	—	—	—
16	—	—	—	—	—
17	—	—	—	—	—
平成15年度	—	—	—	—	—
16	—	—	—	—	—
17年1～3月	—	—	—	—	—
4～6	—	—	—	—	—
7～9	—	—	—	—	—
10～12	—	—	—	—	—
平成17年1月	—	—	—	—	—
2	—	—	—	—	—
3	—	—	—	—	—
4	—	—	—	—	—
5	—	—	—	—	—
6	—	—	—	—	—
7	—	—	—	—	—
8	—	—	—	—	—
9	—	—	—	—	—
10	—	—	—	—	—
11	—	—	—	—	—
12	—	—	—	—	—
オイルコークス Petroleum coke					
平成16年	1,305,331	...	1,312,614	368,372	—
17	1,411,007	...	1,359,536	372,230	—
18	1,433,584	...	1,461,968	388,059	—
19	1,309,345	...	1,335,093	359,435	—
20	1,200,307	...	1,101,992	289,550	—
平成18年度	1,297,423	...	1,438,568	377,230	—
19	1,319,893	...	1,286,669	366,612	—
20年 1～3月	307,236	...	274,268	93,175	—
4～6	287,488	...	260,985	63,215	—
7～9	253,620	...	282,321	63,822	—
10～12	351,963	...	284,418	69,338	—
平成20年1月	79,442	...	75,840	30,302	—
2	97,558	...	98,912	31,929	—
3	130,236	...	99,516	30,944	—
4	49,340	...	88,328	17,215	—
5	107,769	...	83,186	20,942	—
6	130,379	...	89,471	25,058	—
7	68,438	...	98,667	24,053	—
8	64,251	...	96,055	22,212	—
9	120,931	...	87,599	17,557	—
10	70,893	...	86,380	21,845	—
11	144,615	...	98,719	23,359	—
12	136,455	...	99,319	24,134	—

Consumption ボイラ用及びコージェネレーション用以外に使用したもの for purposes than boilers and co-generation				Unit : t	Shipments	Inventory	Year, quarter and month
計 Total	原料用 as Materials	直接加熱用 for Direct heating	その他用 for Others				
48,370	—	40,641	7,729	—	1,469	C. Y.	2004
49,369	—	43,703	5,666	—	2,382	C. Y.	2005
45,475	—	42,407	3,068	—	2,410	C. Y.	2006
39,153	—	35,955	3,198	—	2,589	C. Y.	2007
37,575	—	34,758	2,817	—	2,758	C. Y.	2008
42,546	—	39,616	2,930	—	2,425	F. Y.	2006
40,041	—	36,850	3,191	—	2,599	F. Y.	2007
10,317	—	9,513	804	—	2,599	Q1	2008
10,152	—	9,626	526	—	2,676	Q2	
9,322	—	8,547	775	—	2,701	Q3	
7,784	—	7,072	712	—	2,758	Q4	
3,453	—	3,175	278	—	2,595	Jan	2008
3,530	—	3,253	277	—	2,574	Feb	
3,334	—	3,085	249	—	2,599	Mar	
3,089	—	2,919	170	—	2,625	Apr	
3,523	—	3,345	178	—	2,697	May	
3,540	—	3,362	178	—	2,676	Jun	
3,279	—	3,095	184	—	2,700	Jul	
3,262	—	2,977	285	—	2,673	Aug	
2,781	—	2,475	306	—	2,701	Sep	
2,292	—	2,073	219	—	2,744	Oct	
3,150	—	2,898	252	—	2,720	Nov	
2,342	—	2,101	241	—	2,758	Dec	

				Unit : 1000m <sup>3</sup>			Year, quarter and month	
計	原料用	直接加熱用	その他用					
—	—	—	—	—	—	—	C. Y.	2004
—	—	—	—	—	—	—	C. Y.	2005
—	—	—	—	—	—	—	C. Y.	2006
—	—	—	—	—	—	—	C. Y.	2007
—	—	—	—	—	—	—	C. Y.	2008
—	—	—	—	—	—	—	F. Y.	2006
—	—	—	—	—	—	—	F. Y.	2007
—	—	—	—	—	—	—	Q1	2008
—	—	—	—	—	—	—	Q2	
—	—	—	—	—	—	—	Q3	
—	—	—	—	—	—	—	Q4	
—	—	—	—	—	—	—	Jan	2008
—	—	—	—	—	—	—	Feb	
—	—	—	—	—	—	—	Mar	
—	—	—	—	—	—	—	Apr	
—	—	—	—	—	—	—	May	
—	—	—	—	—	—	—	Jun	
—	—	—	—	—	—	—	Jul	
—	—	—	—	—	—	—	Aug	
—	—	—	—	—	—	—	Sep	
—	—	—	—	—	—	—	Oct	
—	—	—	—	—	—	—	Nov	
—	—	—	—	—	—	—	Dec	

				Unit : t			Year, quarter and month
計	原料用	直接加熱用	その他用				
944,242	89,907	831,788	22,547	2,838	216,426	C. Y.	2004
987,306	93,967	879,041	14,298	823	267,088	C. Y.	2005
1,073,909	75,848	975,320	22,741	4,084	234,476	C. Y.	2006
975,658	72,908	878,083	24,667	12,783	196,651	C. Y.	2007
812,442	80,012	726,811	5,619	20,357	274,778	C. Y.	2008
1,061,338	74,920	958,834	27,584	4,603	208,067	F. Y.	2006
920,057	75,021	828,180	16,856	12,277	228,919	F. Y.	2007
181,093	20,083	159,842	1,168	516	228,919	Q1	2008
197,770	25,220	168,970	3,580	3,643	251,779	Q2	
218,499	20,108	198,151	240	12,980	209,883	Q3	
215,080	14,601	199,848	631	3,218	274,778	Q4	
45,538	6,719	38,476	343	516	199,737	Jan	2008
66,983	6,152	60,608	223	—	198,383	Feb	
68,572	7,212	60,758	602	—	228,919	Mar	
71,113	8,245	61,903	965	145	189,786	Apr	
62,244	8,349	52,811	1,084	394	213,975	May	
64,413	8,626	54,256	1,531	3,104	251,779	Jun	
74,614	7,782	66,735	97	1,064	220,485	Jul	
73,843	7,359	66,481	3	10,804	177,877	Aug	
70,042	4,967	64,935	140	1,112	209,883	Sep	
64,535	5,451	59,009	75	1,025	193,372	Oct	
75,360	4,630	70,207	523	1,058	244,387	Nov	
75,185	4,520	70,632	33	1,135	274,778	Dec	

年・期・月	受入 Receipts	発生・回収 又は生産 Generation, recovery and/or production	Non-Oil based fuels (Crude petroleum equivalent)		
			合計 Total	消 ボイラ用 for Boilers	費 コージェネ レーション用 for Co-generation
非石油系燃料(原油換算)					
平成16年	8,188,474	2,356	8,030,193	3,059,372	—
17	8,447,476	2,545	8,192,735	3,139,345	—
18	8,434,019	2,327	8,248,447	3,201,952	—
19	8,676,546	2,308	8,365,612	3,400,479	—
20	8,558,879	2,529	8,218,239	3,490,311	—
平成18年度	8,522,029	2,265	8,256,114	3,214,796	—
19	8,637,612	2,207	8,365,303	3,424,774	—
20年 1～3月	2,030,247	844	2,080,302	865,911	—
4～6	2,161,658	542	1,995,128	853,067	—
7～9	2,144,080	212	2,078,674	932,083	—
10～12	2,222,893	931	2,064,135	839,250	—
平成20年1月	638,132	309	643,972	285,285	—
2	606,719	260	679,999	280,865	—
3	785,396	274	756,332	299,761	—
4	739,590	279	676,200	299,913	—
5	713,402	2	638,924	269,539	—
6	708,666	261	680,004	283,615	—
7	676,891	108	686,891	307,720	—
8	741,108	—	718,093	333,851	—
9	726,081	104	673,689	290,512	—
10	816,428	326	689,018	256,358	—
11	697,524	328	689,841	287,828	—
12	708,942	278	685,276	295,064	—
石炭					
平成16年	10,773,147	—	10,541,576	4,385,075	—
17	11,135,795	—	10,774,285	4,499,439	—
18	11,067,804	—	10,786,458	4,548,618	—
19	11,361,107	—	10,911,256	4,812,054	—
20	11,697,571	—	11,183,743	5,165,198	—
平成18年度	11,165,785	—	10,768,371	4,549,524	—
19	11,407,833	—	11,015,122	4,902,377	—
20年 1～3月	2,747,005	—	2,812,194	1,278,858	—
4～6	2,943,568	—	2,712,283	1,265,108	—
7～9	2,934,385	—	2,827,050	1,380,421	—
10～12	3,072,613	—	2,832,216	1,240,811	—
平成20年1月	860,225	—	865,601	421,008	—
2	810,551	—	919,343	414,247	—
3	1,076,229	—	1,027,250	443,603	—
4	1,009,229	—	917,001	444,702	—
5	974,634	—	868,867	400,277	—
6	959,705	—	926,415	420,129	—
7	916,916	—	928,362	455,416	—
8	1,017,244	—	980,600	494,933	—
9	1,000,225	—	918,088	430,072	—
10	1,132,264	—	936,954	378,614	—
11	959,159	—	946,497	425,743	—
12	981,190	—	948,765	436,454	—
石炭コークス(ピッチコークスを含む)					
平成16年	386,687	—	385,770	—	—
17	387,824	—	380,260	—	—
18	385,981	—	395,875	—	—
19	420,089	—	421,994	—	—
20	401,838	—	393,509	—	—
平成18年度	393,729	—	405,446	—	—
19	430,257	—	430,005	—	—
20年 1～3月	111,078	—	114,038	—	—
4～6	115,943	—	98,129	—	—
7～9	88,640	—	96,872	—	—
10～12	86,177	—	84,470	—	—
平成20年1月	35,287	—	37,839	—	—
2	37,867	—	36,555	—	—
3	37,924	—	39,644	—	—
4	39,203	—	36,060	—	—
5	35,920	—	31,875	—	—
6	40,820	—	30,194	—	—
7	30,225	—	35,446	—	—
8	29,521	—	30,603	—	—
9	28,894	—	30,823	—	—
10	30,190	—	31,556	—	—
11	29,257	—	28,934	—	—
12	26,730	—	23,980	—	—

Consumption ボイラ用及びコージェネレーション用以外に使用したもの for purposes than boilers and co-generation				Unit : kl	単位	Year, quarter and month
計 Total	原料用 as Materials	直接加熱用 for Direct heating	その他用 for Others			
4,970,821	17,412	4,923,476	29,933	44,822	758,266	C. Y. 2004
5,053,390	16,766	5,000,631	35,993	231,358	784,234	C. Y. 2005
5,046,495	19,513	4,989,803	37,178	284,024	688,157	C. Y. 2006
4,965,133	15,179	4,913,535	36,419	268,664	732,924	C. Y. 2007
4,727,928	14,254	4,673,480	40,195	249,227	795,846	C. Y. 2008
5,041,319	18,730	4,985,418	37,170	286,183	597,517	F. Y. 2006
4,940,530	14,791	4,887,930	37,808	254,589	587,319	F. Y. 2007
1,214,391	4,182	1,199,995	10,215	66,728	587,319	Q1 2008
1,142,060	4,398	1,127,766	9,897	49,122	705,855	Q2
1,146,591	2,277	1,135,315	8,998	80,102	691,628	Q3
1,224,885	3,397	1,210,403	11,085	53,274	795,846	Q4
358,687	1,351	354,576	2,760	21,864	675,961	Jan 2008
399,134	1,375	394,186	3,572	28,132	574,808	Feb
456,571	1,455	451,233	3,883	16,733	587,319	Mar
376,287	1,498	371,466	3,324	—	651,579	Apr
369,384	1,507	364,752	3,126	19,338	706,715	May
396,389	1,393	391,549	3,447	29,784	705,855	Jun
379,171	815	374,952	3,405	29,272	667,170	Jul
384,242	666	381,261	2,314	23,676	666,507	Aug
383,178	796	379,102	3,280	27,154	691,628	Sep
432,659	1,020	428,253	3,386	21,878	798,273	Oct
402,013	1,104	397,432	3,478	18,656	783,529	Nov
390,213	1,274	384,718	4,220	12,740	795,846	Dec

Consumption				Unit : t	単位	Year, quarter and month
計 Total	原料用 as Materials	直接加熱用 for Direct heating	その他用 for Others			
6,156,501	12,500	6,131,470	12,531	61,745	1,047,677	C. Y. 2004
6,274,846	14,210	6,247,304	13,332	330,312	1,079,130	C. Y. 2005
6,237,840	18,085	6,206,899	12,856	407,819	954,926	C. Y. 2006
6,099,202	15,855	6,072,206	11,141	385,548	1,020,098	C. Y. 2007
6,018,545	14,711	5,992,090	11,744	375,283	1,155,863	C. Y. 2008
6,218,847	17,788	6,188,180	12,879	410,970	831,808	F. Y. 2006
6,112,745	16,073	6,085,458	11,214	369,995	854,057	F. Y. 2007
1,533,336	4,909	1,525,246	3,181	100,482	854,057	Q1 2008
1,447,175	4,794	1,439,625	2,756	73,970	1,012,090	Q2
1,446,629	1,957	1,442,018	2,654	120,621	999,230	Q3
1,591,405	3,051	1,585,201	3,153	80,210	1,155,863	Q4
444,593	1,585	442,017	991	32,923	981,798	Jan 2008
505,096	1,595	502,491	1,010	42,362	830,642	Feb
583,647	1,729	580,738	1,180	25,197	854,057	Mar
472,299	1,711	469,704	884	—	947,002	Apr
468,590	1,555	466,187	848	29,120	1,023,650	May
506,286	1,528	503,734	1,024	44,850	1,012,090	Jun
472,946	770	471,370	806	44,079	957,287	Jul
485,667	451	484,289	927	35,652	958,277	Aug
488,016	736	486,359	921	40,890	999,230	Sep
558,340	869	556,402	1,069	32,945	1,162,682	Oct
520,754	957	518,663	1,134	28,081	1,141,089	Nov
512,311	1,225	510,136	950	19,184	1,155,863	Dec

Consumption				Unit : t	単位	Year, quarter and month
計 Total	原料用 as Materials	直接加熱用 for Direct heating	その他用 for Others			
385,770	11,051	374,719	—	2,297	28,705	C. Y. 2004
380,260	8,720	371,540	—	1,714	34,505	C. Y. 2005
395,875	8,782	387,093	—	58	22,650	C. Y. 2006
421,994	5,252	416,742	—	245	19,969	C. Y. 2007
393,509	5,903	387,606	—	10	28,694	C. Y. 2008
405,446	8,051	397,395	—	13	17,495	F. Y. 2006
430,005	4,812	425,193	—	240	17,208	F. Y. 2007
114,038	1,213	112,825	—	—	17,208	Q1 2008
98,129	1,598	96,531	—	—	35,053	Q2
96,872	1,287	95,585	—	—	26,788	Q3
84,470	1,805	82,665	—	10	28,694	Q4
37,839	393	37,446	—	—	17,416	Jan 2008
36,555	416	36,139	—	—	18,729	Feb
39,644	404	39,240	—	—	17,208	Mar
36,060	476	35,584	—	—	20,407	Apr
31,875	624	31,251	—	—	24,426	May
30,194	498	29,696	—	—	35,053	Jun
35,446	400	35,046	—	—	29,832	Jul
30,603	483	30,120	—	—	28,750	Aug
30,823	404	30,419	—	—	26,788	Sep
31,556	583	30,973	—	—	25,510	Oct
28,934	616	28,318	—	10	25,819	Nov
23,980	606	23,374	—	—	28,694	Dec

コークス炉ガス		Coke oven gas		消費		
年・期・月	受入 Receipts	発生・回収 又は生産 Generation, recovery and/or production	合計	ボイラ用	コージェネ レーション用	
			Total	for Boilers	for Co-generation	
平成16年	327,696	—	327,696	—	—	
17	327,869	—	327,869	—	—	
18	333,061	—	333,061	—	—	
19	348,466	—	348,466	—	—	
20	354,454	—	354,454	—	—	
平成18年度	337,193	—	337,193	—	—	
19	352,667	—	352,667	—	—	
20年 1～3月	91,062	—	91,062	—	—	
4～6	89,620	—	89,620	—	—	
7～9	90,860	—	90,860	—	—	
10～12	82,912	—	82,912	—	—	
平成20年1月	30,385	—	30,385	—	—	
2	29,287	—	29,287	—	—	
3	31,390	—	31,390	—	—	
4	29,163	—	29,163	—	—	
5	30,197	—	30,197	—	—	
6	30,260	—	30,260	—	—	
7	31,152	—	31,152	—	—	
8	32,701	—	32,701	—	—	
9	27,007	—	27,007	—	—	
10	32,428	—	32,428	—	—	
11	27,574	—	27,574	—	—	
12	22,910	—	22,910	—	—	
高炉ガス		Blast furnace gas				
平成16年	70,299	—	70,299	—	—	
17	108,922	—	108,922	—	—	
18	138,257	—	138,257	—	—	
19	109,032	—	109,032	—	—	
20	115,180	—	115,180	—	—	
平成18年度	140,528	—	140,528	—	—	
19	99,149	—	99,149	—	—	
20年 1～3月	25,032	—	25,032	—	—	
4～6	25,403	—	25,403	—	—	
7～9	33,281	—	33,281	—	—	
10～12	31,464	—	31,464	—	—	
平成20年1月	8,399	—	8,399	—	—	
2	8,439	—	8,439	—	—	
3	8,194	—	8,194	—	—	
4	8,430	—	8,430	—	—	
5	8,119	—	8,119	—	—	
6	8,854	—	8,854	—	—	
7	11,073	—	11,073	—	—	
8	11,130	—	11,130	—	—	
9	11,078	—	11,078	—	—	
10	11,305	—	11,305	—	—	
11	10,387	—	10,387	—	—	
12	9,772	—	9,772	—	—	
転炉ガス		Converter furnace gas				
平成16年	224,580	—	224,580	—	—	
17	234,992	—	234,992	—	—	
18	264,635	—	264,635	—	—	
19	274,784	—	274,784	—	—	
20	269,532	—	269,532	—	—	
平成18年度	266,660	—	266,660	—	—	
19	277,100	—	277,100	—	—	
20年 1～3月	69,961	—	69,961	—	—	
4～6	69,058	—	69,058	—	—	
7～9	68,370	—	68,370	—	—	
10～12	62,143	—	62,143	—	—	
平成20年1月	23,288	—	23,288	—	—	
2	22,011	—	22,011	—	—	
3	24,662	—	24,662	—	—	
4	22,628	—	22,628	—	—	
5	23,769	—	23,769	—	—	
6	22,661	—	22,661	—	—	
7	23,505	—	23,505	—	—	
8	22,974	—	22,974	—	—	
9	21,891	—	21,891	—	—	
10	23,233	—	23,233	—	—	
11	21,701	—	21,701	—	—	
12	17,209	—	17,209	—	—	

Consumption ボイラ用及びコージェネレーション用以外に使用したものを for purposes than boilers and co-generation				払出 Shipments	月末在庫 Inventory	Year, quarter and month
計 Total	原料用 as Materials	直接加熱用 for Direct heating	その他用 for Others			
単位 Unit : 1000m <sup>3</sup>						
327,696	—	327,696	—	—	—	C. Y. 2004
327,869	—	327,869	—	—	—	C. Y. 2005
333,061	—	333,061	—	—	—	C. Y. 2006
348,466	—	348,466	—	—	—	C. Y. 2007
354,454	—	354,454	—	—	—	C. Y. 2008
337,193	—	337,193	—	—	—	F. Y. 2006
352,667	—	352,667	—	—	—	F. Y. 2007
91,062	—	91,062	—	—	—	Q1 2008
89,620	—	89,620	—	—	—	Q2
90,860	—	90,860	—	—	—	Q3
82,912	—	82,912	—	—	—	Q4
30,385	—	30,385	—	—	—	Jan 2008
29,287	—	29,287	—	—	—	Feb
31,390	—	31,390	—	—	—	Mar
29,163	—	29,163	—	—	—	Apr
30,197	—	30,197	—	—	—	May
30,260	—	30,260	—	—	—	Jun
31,152	—	31,152	—	—	—	Jul
32,701	—	32,701	—	—	—	Aug
27,007	—	27,007	—	—	—	Sep
32,428	—	32,428	—	—	—	Oct
27,574	—	27,574	—	—	—	Nov
22,910	—	22,910	—	—	—	Dec
単位 Unit : 1000m <sup>3</sup>						
70,299	—	70,299	—	—	—	C. Y. 2004
108,922	—	108,922	—	—	—	C. Y. 2005
138,257	—	138,257	—	—	—	C. Y. 2006
109,032	—	109,032	—	—	—	C. Y. 2007
115,180	—	115,180	—	—	—	C. Y. 2008
140,528	—	140,528	—	—	—	F. Y. 2006
99,149	—	99,149	—	—	—	F. Y. 2007
25,032	—	25,032	—	—	—	Q1 2008
25,403	—	25,403	—	—	—	Q2
33,281	—	33,281	—	—	—	Q3
31,464	—	31,464	—	—	—	Q4
8,399	—	8,399	—	—	—	Jan 2008
8,439	—	8,439	—	—	—	Feb
8,194	—	8,194	—	—	—	Mar
8,430	—	8,430	—	—	—	Apr
8,119	—	8,119	—	—	—	May
8,854	—	8,854	—	—	—	Jun
11,073	—	11,073	—	—	—	Jul
11,130	—	11,130	—	—	—	Aug
11,078	—	11,078	—	—	—	Sep
11,305	—	11,305	—	—	—	Oct
10,387	—	10,387	—	—	—	Nov
9,772	—	9,772	—	—	—	Dec
単位 Unit : 1000m <sup>3</sup>						
224,580	—	224,580	—	—	—	C. Y. 2004
234,992	—	234,992	—	—	—	C. Y. 2005
264,635	—	264,635	—	—	—	C. Y. 2006
274,784	—	274,784	—	—	—	C. Y. 2007
269,532	—	269,532	—	—	—	C. Y. 2008
266,660	—	266,660	—	—	—	F. Y. 2006
277,100	—	277,100	—	—	—	F. Y. 2007
69,961	—	69,961	—	—	—	Q1 2008
69,058	—	69,058	—	—	—	Q2
68,370	—	68,370	—	—	—	Q3
62,143	—	62,143	—	—	—	Q4
23,288	—	23,288	—	—	—	Jan 2008
22,011	—	22,011	—	—	—	Feb
24,662	—	24,662	—	—	—	Mar
22,628	—	22,628	—	—	—	Apr
23,769	—	23,769	—	—	—	May
22,661	—	22,661	—	—	—	Jun
23,505	—	23,505	—	—	—	Jul
22,974	—	22,974	—	—	—	Aug
21,891	—	21,891	—	—	—	Sep
23,233	—	23,233	—	—	—	Oct
21,701	—	21,701	—	—	—	Nov
17,209	—	17,209	—	—	—	Dec

年・期・月	電気炉ガス Electric furnace gas				
	受入 Receipts	発生・回収 又は生産 Generation, recovery and/or production	消費		
			合計 Total	ボイラ用 for Boilers	コージェネ レーション用 for Co-generation
平成16年	348	10,702	11,050	—	—
17	3,987	11,559	15,546	—	—
18	11,529	10,569	22,098	—	—
19	11,162	10,483	21,645	—	—
20	12,964	11,639	24,603	—	—
平成18年度	11,647	10,290	21,937	—	—
19	11,648	10,074	21,722	—	—
20年 1～3月	3,284	3,883	7,167	—	—
4～6	3,212	2,494	5,706	—	—
7～9	3,219	976	4,195	—	—
10～12	3,249	4,286	7,535	—	—
平成20年1月	1,283	1,422	2,705	—	—
2	1,016	1,198	2,214	—	—
3	985	1,263	2,248	—	—
4	1,059	1,283	2,342	—	—
5	1,126	9	1,135	—	—
6	1,027	1,202	2,229	—	—
7	1,098	499	1,597	—	—
8	880	—	880	—	—
9	1,241	477	1,718	—	—
10	1,238	1,498	2,736	—	—
11	1,069	1,508	2,577	—	—
12	942	1,280	2,222	—	—
天然ガス Natural gas					
平成16年	2,196	—	2,196	—	—
17	4,234	—	4,234	—	—
18	31,249	—	31,249	26,475	—
19	45,998	—	45,998	40,935	—
20	53,756	—	53,756	49,086	—
平成18年度	42,924	—	42,924	38,017	—
19	48,101	—	48,101	42,880	—
20年 1～3月	14,735	—	14,735	13,487	—
4～6	11,467	—	11,467	10,428	—
7～9	13,714	—	13,714	12,614	—
10～12	13,840	—	13,840	12,557	—
平成20年1月	4,942	—	4,942	4,600	—
2	5,069	—	5,069	4,692	—
3	4,724	—	4,724	4,195	—
4	4,089	—	4,089	3,719	—
5	3,298	—	3,298	2,946	—
6	4,080	—	4,080	3,763	—
7	4,705	—	4,705	4,340	—
8	4,661	—	4,661	4,258	—
9	4,348	—	4,348	4,016	—
10	4,327	—	4,327	4,032	—
11	4,782	—	4,782	4,203	—
12	4,731	—	4,731	4,322	—
液化天然ガス LNG					
平成16年	—	—	—	—	—
17	—	—	—	—	—
18	—	—	—	—	—
19	—	—	—	—	—
20	—	—	—	—	—
平成18年度	—	—	—	—	—
19	—	—	—	—	—
20年 1～3月	—	—	—	—	—
4～6	—	—	—	—	—
7～9	—	—	—	—	—
10～12	—	—	—	—	—
平成20年1月	—	—	—	—	—
2	—	—	—	—	—
3	—	—	—	—	—
4	—	—	—	—	—
5	—	—	—	—	—
6	—	—	—	—	—
7	—	—	—	—	—
8	—	—	—	—	—
9	—	—	—	—	—
10	—	—	—	—	—
11	—	—	—	—	—
12	—	—	—	—	—

単位 Unit : 1000m<sup>3</sup>

Consumption ボイラ用及びコージェネレーション用以外に使用したもの for purposes than boilers and co-generation				払出 Shipments	月末在庫 Inventory	Year, quarter and month
計 Total	原料用 as Materials	直接加熱用 for Direct heating	その他用 for Others			
11,050	—	11,050	—	—	—	C. Y. 2004
15,546	—	15,546	—	—	—	C. Y. 2005
22,098	—	22,098	—	—	—	C. Y. 2006
21,645	—	21,645	—	—	—	C. Y. 2007
24,603	—	24,603	—	—	—	C. Y. 2008
21,937	—	21,937	—	—	—	F. Y. 2006
21,722	—	21,722	—	—	—	F. Y. 2007
7,167	—	7,167	—	—	—	Q1 2008
5,706	—	5,706	—	—	—	Q2
4,195	—	4,195	—	—	—	Q3
7,535	—	7,535	—	—	—	Q4
2,705	—	2,705	—	—	—	Jan 2008
2,214	—	2,214	—	—	—	Feb
2,248	—	2,248	—	—	—	Mar
2,342	—	2,342	—	—	—	Apr
1,135	—	1,135	—	—	—	May
2,229	—	2,229	—	—	—	Jun
1,597	—	1,597	—	—	—	Jul
880	—	880	—	—	—	Aug
1,718	—	1,718	—	—	—	Sep
2,736	—	2,736	—	—	—	Oct
2,577	—	2,577	—	—	—	Nov
2,222	—	2,222	—	—	—	Dec

単位 Unit : 1000m<sup>3</sup>

2,196	—	2,196	—	—	—	C. Y. 2004
4,234	—	4,234	—	—	—	C. Y. 2005
4,774	—	4,774	—	—	—	C. Y. 2006
5,063	—	5,063	—	—	—	C. Y. 2007
4,670	—	4,670	—	—	—	C. Y. 2008
4,907	—	4,907	—	—	—	F. Y. 2006
5,221	—	5,221	—	—	—	F. Y. 2007
1,248	—	1,248	—	—	—	Q1 2008
1,039	—	1,039	—	—	—	Q2
1,100	—	1,100	—	—	—	Q3
1,283	—	1,283	—	—	—	Q4
342	—	342	—	—	—	Jan 2008
377	—	377	—	—	—	Feb
529	—	529	—	—	—	Mar
370	—	370	—	—	—	Apr
352	—	352	—	—	—	May
317	—	317	—	—	—	Jun
365	—	365	—	—	—	Jul
403	—	403	—	—	—	Aug
332	—	332	—	—	—	Sep
295	—	295	—	—	—	Oct
579	—	579	—	—	—	Nov
409	—	409	—	—	—	Dec

単位 Unit : t

—	—	—	—	—	—	C. Y. 2004
—	—	—	—	—	—	C. Y. 2005
—	—	—	—	—	—	C. Y. 2006
—	—	—	—	—	—	C. Y. 2007
—	—	—	—	—	—	C. Y. 2008
—	—	—	—	—	—	F. Y. 2006
—	—	—	—	—	—	F. Y. 2007
—	—	—	—	—	—	Q1 2008
—	—	—	—	—	—	Q2
—	—	—	—	—	—	Q3
—	—	—	—	—	—	Q4
—	—	—	—	—	—	Jan 2008
—	—	—	—	—	—	Feb
—	—	—	—	—	—	Mar
—	—	—	—	—	—	Apr
—	—	—	—	—	—	May
—	—	—	—	—	—	Jun
—	—	—	—	—	—	Jul
—	—	—	—	—	—	Aug
—	—	—	—	—	—	Sep
—	—	—	—	—	—	Oct
—	—	—	—	—	—	Nov
—	—	—	—	—	—	Dec

都市ガス(A)		Town gas(A)			
年・期・月	受入 Receipts	発生・回収 又は生産 Generation, recovery and/or production	消費 費		
			合計 Total	ボイラ用 for Boilers	コージェネ レーション用 for Co-generation
平成16年	24,771	...	24,771	4,887	—
17	26,596	...	26,516	5,165	—
18	36,590	...	36,589	5,251	—
19	32,170	...	32,172	4,934	—
20	42,972	...	42,972	4,290	—
平成18年度	36,863	...	36,863	5,143	—
19	33,127	...	33,128	4,820	—
20年 1～3月	8,799	...	8,799	1,268	—
4～6	9,060	...	9,060	1,034	—
7～9	14,833	...	14,833	1,019	—
10～12	10,280	...	10,280	969	—
平成20年1月	2,458	...	2,458	452	—
2	3,170	...	3,170	425	—
3	3,171	...	3,171	391	—
4	2,795	...	2,795	354	—
5	3,100	...	3,100	351	—
6	3,165	...	3,165	329	—
7	4,594	...	4,594	349	—
8	5,132	...	5,132	333	—
9	5,107	...	5,107	337	—
10	3,562	...	3,562	338	—
11	3,315	...	3,315	320	—
12	3,403	...	3,403	311	—

都市ガス(B)		Town gas(B)			
平成16年	26,069	...	26,073	5,475	—
17	29,793	...	29,701	5,788	—
18	39,105	...	39,102	5,803	—
19	34,777	...	34,777	5,436	—
20	45,707	...	45,703	4,725	—
平成18年度	39,360	...	39,360	5,668	—
19	35,753	...	35,750	5,309	—
20年 1～3月	9,438	...	9,436	1,397	—
4～6	9,761	...	9,760	1,139	—
7～9	15,524	...	15,524	1,121	—
10～12	10,984	...	10,983	1,068	—
平成20年1月	2,634	...	2,634	499	—
2	3,417	...	3,417	468	—
3	3,387	...	3,385	430	—
4	3,008	...	3,008	390	—
5	3,341	...	3,341	387	—
6	3,412	...	3,411	362	—
7	4,858	...	4,858	384	—
8	5,324	...	5,324	366	—
9	5,342	...	5,342	371	—
10	3,838	...	3,837	372	—
11	3,568	...	3,568	353	—
12	3,578	...	3,578	343	—

廃タイヤ		Used tires			
平成16年	209,938	—	212,374	—	—
17	196,698	—	197,622	—	—
18	165,120	—	165,522	—	—
19	150,912	—	148,176	—	—
20	130,196	—	135,310	—	—
平成18年度	161,366	—	160,125	—	—
19	145,890	—	145,890	—	—
20年 1～3月	31,783	—	36,066	—	—
4～6	33,505	—	33,568	—	—
7～9	32,798	—	32,107	—	—
10～12	32,110	—	33,569	—	—
平成20年1月	10,568	—	10,593	—	—
2	10,067	—	12,130	—	—
3	11,148	—	13,343	—	—
4	11,674	—	11,635	—	—
5	10,528	—	9,165	—	—
6	11,303	—	12,768	—	—
7	13,133	—	11,180	—	—
8	9,628	—	10,209	—	—
9	10,037	—	10,718	—	—
10	10,073	—	11,157	—	—
11	9,646	—	10,396	—	—
12	12,391	—	12,016	—	—

単位 Unit : 1000m<sup>3</sup>

Consumption ボイラ用及びピーコージェネレーション用以外に使用したもの for purposes than boilers and co-generation				払出 Shipments	月末在庫 Inventory	Year, quarter and month
計 Total	原料用 as Materials	直接加熱用 for Direct heating	その他用 for Others			
19,884	...	1,977	17,907	...	...	C. Y. 2004
21,351	...	2,087	19,264	...	...	C. Y. 2005
31,338	...	9,441	21,897	...	...	C. Y. 2006
27,238	...	4,298	22,940	...	...	C. Y. 2007
38,682	...	14,161	24,521	...	...	C. Y. 2008
31,720	...	9,539	22,181	...	...	F. Y. 2006
28,308	...	4,694	23,614	...	...	F. Y. 2007
7,531	...	1,464	6,067	...	...	Q1 2008
8,026	...	1,899	6,127	...	...	Q2
13,814	...	8,189	5,625	...	...	Q3
9,311	...	2,609	6,702	...	...	Q4
2,006	...	422	1,584	...	...	Jan 2008
2,745	...	687	2,058	...	...	Feb
2,780	...	355	2,425	...	...	Mar
2,441	...	399	2,042	...	...	Apr
2,749	...	744	2,005	...	...	May
2,836	...	756	2,080	...	...	Jun
4,245	...	2,087	2,158	...	...	Jul
4,799	...	3,425	1,374	...	...	Aug
4,770	...	2,677	2,093	...	...	Sep
3,224	...	1,043	2,181	...	...	Oct
2,995	...	988	2,007	...	...	Nov
3,092	...	578	2,514	...	...	Dec

単位 Unit : 1000m<sup>3</sup>

20,598	...	2,217	18,381	...	...	C. Y. 2004
23,913	...	2,330	21,583	...	...	C. Y. 2005
33,299	...	9,704	23,595	...	...	C. Y. 2006
29,341	...	4,709	24,632	...	...	C. Y. 2007
40,978	...	14,920	26,058	...	...	C. Y. 2008
33,692	...	9,851	23,841	...	...	F. Y. 2006
30,441	...	5,142	25,299	...	...	F. Y. 2007
8,039	...	1,603	6,436	...	...	Q1 2008
8,621	...	2,079	6,542	...	...	Q2
14,403	...	8,382	6,021	...	...	Q3
9,915	...	2,856	7,059	...	...	Q4
2,135	...	462	1,673	...	...	Jan 2008
2,949	...	752	2,197	...	...	Feb
2,955	...	389	2,566	...	...	Mar
2,618	...	437	2,181	...	...	Apr
2,954	...	815	2,139	...	...	May
3,049	...	827	2,222	...	...	Jun
4,474	...	2,160	2,314	...	...	Jul
4,958	...	3,487	1,471	...	...	Aug
4,971	...	2,735	2,236	...	...	Sep
3,465	...	1,142	2,323	...	...	Oct
3,215	...	1,081	2,134	...	...	Nov
3,235	...	633	2,602	...	...	Dec

単位 Unit : t

212,374	—	209,758	2,616	31	11,174	C. Y. 2004
197,622	—	191,247	6,375	—	10,253	C. Y. 2005
165,522	—	160,331	5,191	—	9,800	C. Y. 2006
148,176	—	144,230	3,946	—	12,537	C. Y. 2007
135,310	—	129,806	5,504	—	7,529	C. Y. 2008
160,125	—	155,462	4,663	—	8,252	F. Y. 2006
145,890	—	141,297	4,593	—	8,255	F. Y. 2007
36,066	—	34,589	1,477	—	8,255	Q1 2008
33,568	—	32,264	1,304	—	8,293	Q2
32,107	—	31,126	981	—	8,983	Q3
33,569	—	31,827	1,742	—	7,529	Q4
10,593	—	10,214	379	—	12,513	Jan 2008
12,130	—	11,468	662	—	10,450	Feb
13,343	—	12,907	436	—	8,255	Mar
11,635	—	11,145	490	—	8,379	Apr
9,165	—	8,826	339	—	9,757	May
12,768	—	12,293	475	—	8,293	Jun
11,180	—	10,700	480	—	10,245	Jul
10,209	—	10,050	159	—	9,664	Aug
10,718	—	10,376	342	—	8,983	Sep
11,157	—	10,913	244	—	7,899	Oct
10,396	—	9,861	535	—	7,154	Nov
12,016	—	11,053	963	—	7,529	Dec

⑧ 鉄鋼業

Iron and steel industry

年・期・月	Total (Crude petroleum equivalent)					
	受入 Receipts	発生・回収 又は生産 Generation, recovery and/or production	ネット	合計 Total	消 ボイラ用 for Boilers	費 コージェネ レーション用 for Co-generation
			Net			
平成16年	73,098,071	42,696,847	50,422,240	93,119,086	7,125,489	754,194
17	71,084,339	42,110,410	50,285,203	92,395,613	7,309,434	646,816
18	69,882,014	42,514,020	50,741,711	93,255,731	7,333,131	587,981
19	71,001,378	44,960,081	52,120,771	97,080,852	7,371,580	535,823
20	66,849,240	45,786,461	50,945,833	96,732,294	7,184,325	503,147
平成18年度	70,686,995	42,634,420	50,988,281	93,622,702	7,301,230	563,501
19	69,093,493	46,124,633	52,591,757	98,716,390	7,449,611	534,556
20年1~3月	15,637,859	11,643,023	13,230,869	24,873,892	1,931,175	135,643
4~6	18,348,708	11,753,040	12,748,288	24,501,328	1,693,555	103,265
7~9	16,980,032	11,519,760	13,034,756	24,554,515	1,911,922	153,513
10~12	15,882,641	10,870,638	11,931,921	22,802,559	1,647,672	110,726
平成20年1月	5,518,421	3,915,122	4,493,813	8,408,934	641,406	46,426
2	4,826,647	3,714,584	4,251,704	7,966,288	629,224	44,690
3	5,292,791	4,013,317	4,485,353	8,498,669	660,545	44,527
4	5,597,944	3,830,986	4,209,414	8,040,400	588,853	41,466
5	5,924,015	3,999,855	4,307,345	8,307,199	542,653	19,393
6	6,826,749	3,922,199	4,231,529	8,153,728	562,050	42,405
7	5,704,630	3,965,500	4,398,977	8,364,478	656,824	55,358
8	5,968,746	3,824,607	4,366,320	8,190,927	660,135	49,044
9	5,306,656	3,729,653	4,269,458	7,999,111	594,963	49,111
10	6,015,124	3,853,217	4,318,115	8,171,332	572,883	47,601
11	5,015,764	3,583,693	3,953,030	7,536,723	535,226	39,722
12	4,851,753	3,433,728	3,660,776	7,094,504	539,563	23,403

石油系燃料(原油換算)		Oil based fuels (Crude petroleum equivalent)				
平成16年	3,498,184	...	...	3,242,561	514,508	142,557
17	3,380,138	...	...	3,166,877	410,771	128,409
18	3,249,850	...	...	2,998,075	394,037	105,356
19	3,206,379	...	...	2,982,506	399,343	81,822
20	3,156,120	...	...	2,731,984	275,068	68,794
平成18年度	3,330,532	...	...	3,041,435	422,552	101,931
19	3,059,621	...	...	2,877,849	346,817	76,382
20年1~3月	746,846	...	...	707,799	71,557	17,220
4~6	881,872	...	...	705,004	56,806	12,759
7~9	739,039	...	...	703,085	84,716	29,098
10~12	788,364	...	...	616,096	61,989	9,718
平成20年1月	245,803	...	...	227,447	24,954	6,288
2	244,188	...	...	219,357	21,728	5,611
3	256,855	...	...	260,995	24,875	5,321
4	315,689	...	...	242,139	23,311	4,512
5	260,010	...	...	223,152	16,241	3,709
6	306,172	...	...	239,713	17,254	4,538
7	247,060	...	...	249,920	27,844	10,109
8	230,445	...	...	224,060	29,958	9,566
9	261,533	...	...	229,105	26,914	9,422
10	310,615	...	...	225,533	18,222	4,483
11	221,922	...	...	208,888	24,560	3,068
12	255,827	...	...	181,675	19,206	2,167

ガソリン		Gasoline				
平成16年	3,869	...	...	3,870	...	...
17	3,638	...	...	3,638	...	...
18	3,541	...	...	3,511	...	...
19	3,335	...	...	3,288	...	...
20	2,895	...	...	2,828	...	...
平成18年度	3,410	...	...	3,360	...	...
19	3,371	...	...	3,322	...	...
20年1~3月	793	...	...	768	...	...
4~6	795	...	...	792	...	...
7~9	785	...	...	753	...	...
10~12	522	...	...	515	...	...
平成20年1月	247	...	...	246	...	...
2	271	...	...	265	...	...
3	275	...	...	257	...	...
4	241	...	...	250	...	...
5	260	...	...	246	...	...
6	294	...	...	296	...	...
7	321	...	...	313	...	...
8	227	...	...	225	...	...
9	237	...	...	215	...	...
10	219	...	...	226	...	...
11	147	...	...	146	...	...
12	156	...	...	143	...	...

単位 Unit : kl

Consumption ボイラ用及びコージェネレーション用以外に使用したもの for purposes other than boilers and co-generation				払出 Shipments	月末在庫 Inventory	Year, quarter and month	
計 Total	原料用 as Materials	直接加熱用 for Direct heating	その他用 for Others				
85,239,404	30,808,140	52,907,119	1,524,146	19,863,029	6,618,729	C. Y.	2004
84,439,363	30,438,601	52,653,078	1,347,684	19,364,428	6,908,842	C. Y.	2005
85,334,618	30,579,384	53,412,993	1,342,241	19,496,429	5,469,923	C. Y.	2006
89,173,449	32,785,444	54,948,806	1,439,198	17,423,094	5,871,253	C. Y.	2007
89,044,822	34,497,403	53,194,292	1,353,128	14,077,735	6,222,376	C. Y.	2008
85,757,971	30,610,395	53,797,183	1,350,392	19,710,107	4,988,049	F. Y.	2006
90,732,222	34,010,098	55,277,561	1,444,564	16,063,126	4,135,124	F. Y.	2007
22,807,073	8,727,968	13,718,557	360,549	3,558,265	4,135,124	Q1	2008
22,704,508	8,857,591	13,525,772	321,145	3,456,269	6,035,606	Q2	
22,489,080	8,605,098	13,549,053	334,929	3,669,970	5,899,022	Q3	
21,044,161	8,306,746	12,400,910	336,505	3,393,231	6,222,376	Q4	
7,721,102	2,955,325	4,646,181	119,596	1,178,900	5,474,123	Jan	2008
7,292,374	2,819,170	4,357,545	115,659	1,141,415	4,827,377	Feb	
7,793,597	2,953,473	4,714,831	125,294	1,237,949	4,135,124	Mar	
7,410,082	2,866,445	4,433,804	109,833	1,059,217	4,381,717	Apr	
7,745,154	3,032,525	4,597,177	115,452	1,136,528	4,786,236	May	
7,549,273	2,958,621	4,494,791	95,861	1,260,524	6,035,606	Jun	
7,652,296	2,981,111	4,561,610	109,575	1,200,417	6,030,323	Jul	
7,481,748	2,853,223	4,515,666	112,859	1,244,403	6,300,395	Aug	
7,355,036	2,770,763	4,471,778	112,495	1,225,151	5,899,022	Sep	
7,550,848	2,902,528	4,523,083	125,237	1,191,960	6,317,502	Oct	
6,961,775	2,745,654	4,104,466	111,655	1,073,606	6,229,913	Nov	
6,531,538	2,658,564	3,773,361	99,612	1,127,664	6,222,376	Dec	

単位 Unit : kl

2,585,497	339,794	2,004,904	240,799	179,359	336,807	C. Y.	2004
2,627,697	322,044	2,082,888	222,765	260,384	274,991	C. Y.	2005
2,498,682	366,646	1,892,472	239,564	236,172	280,740	C. Y.	2006
2,501,341	400,803	1,854,519	246,019	232,359	260,398	C. Y.	2007
2,388,123	410,149	1,749,770	228,204	265,975	378,351	C. Y.	2008
2,516,952	387,100	1,889,184	240,668	244,433	292,229	F. Y.	2006
2,454,651	376,318	1,833,828	244,505	223,172	214,147	F. Y.	2007
619,023	93,617	464,684	60,722	56,349	214,147	Q1	2008
635,439	103,214	477,694	54,531	72,588	318,056	Q2	
589,271	107,937	424,684	56,650	70,022	279,483	Q3	
544,390	105,381	382,709	56,300	67,016	378,351	Q4	
196,205	26,738	149,614	19,853	20,535	237,416	Jan	2008
192,019	25,768	145,830	20,421	17,384	244,749	Feb	
230,799	41,111	169,240	20,448	18,430	214,147	Mar	
214,317	34,811	161,621	17,885	34,993	252,497	Apr	
203,203	32,637	152,318	18,248	18,670	270,250	May	
217,920	35,767	163,755	18,398	18,926	318,056	Jun	
211,966	40,548	153,349	18,068	37,184	277,967	Jul	
184,536	31,808	134,679	18,048	14,701	269,143	Aug	
192,769	35,580	136,655	20,534	18,137	279,483	Sep	
202,828	39,405	144,317	19,106	24,201	336,817	Oct	
181,259	35,537	125,353	20,369	30,718	317,201	Nov	
160,302	30,438	113,039	16,825	12,098	378,351	Dec	

単位 Unit : kl

3,870	...	...	3,870	—	28	C. Y.	2004
3,638	...	...	3,638	—	29	C. Y.	2005
3,511	...	...	3,511	40	19	C. Y.	2006
3,288	...	...	3,288	52	14	C. Y.	2007
2,828	...	...	2,828	61	20	C. Y.	2008
3,360	...	...	3,360	51	31	F. Y.	2006
3,322	...	...	3,322	55	25	F. Y.	2007
768	...	...	768	14	25	Q1	2008
792	...	...	792	15	13	Q2	
753	...	...	753	16	29	Q3	
515	...	...	515	16	20	Q4	
246	...	...	246	4	11	Jan	2008
265	...	...	265	5	12	Feb	
257	...	...	257	5	25	Mar	
250	...	...	250	5	11	Apr	
246	...	...	246	5	20	May	
296	...	...	296	5	13	Jun	
313	...	...	313	6	15	Jul	
225	...	...	225	5	12	Aug	
215	...	...	215	5	29	Sep	
226	...	...	226	6	16	Oct	
146	...	...	146	4	13	Nov	
143	...	...	143	6	20	Dec	

年・期・月	Kerosene			消費	
	受入 Receipts	発生・回収 又は生産 Generation, recovery and/or production	合計 Total	ボイラ用 for Boilers	コージェネ レーション用 for Co-generation
平成16年	195,992	...	195,778	7,347	11
17	187,665	...	188,156	6,492	2
18	155,752	...	156,768	3,957	—
19	121,905	...	122,492	3,871	—
20	112,146	...	112,466	4,146	—
平成18年度	144,136	...	144,882	3,916	—
19	120,401	...	120,566	3,881	—
20年1~3月	31,165	...	31,101	997	—
4~6	28,865	...	28,764	1,416	—
7~9	26,153	...	26,735	896	—
10~12	25,963	...	25,866	837	—
平成20年1月	9,750	...	9,902	308	—
2	10,859	...	10,698	336	—
3	10,556	...	10,501	353	—
4	9,651	...	9,788	455	—
5	9,811	...	9,563	466	—
6	9,403	...	9,413	495	—
7	9,236	...	9,397	397	—
8	8,243	...	8,679	218	—
9	8,674	...	8,659	281	—
10	8,775	...	8,872	289	—
11	8,798	...	8,924	280	—
12	8,390	...	8,070	268	—

年・期・月	Gas oil			消費	
	受入 Receipts	発生・回収 又は生産 Generation, recovery and/or production	合計 Total	ボイラ用 for Boilers	コージェネ レーション用 for Co-generation
平成16年	55,378	...	50,647	—	—
17	49,118	...	44,201	—	—
18	56,289	...	51,033	—	—
19	57,117	...	52,256	—	—
20	53,542	...	48,208	—	—
平成18年度	57,171	...	52,001	—	—
19	57,096	...	52,528	—	—
20年1~3月	13,965	...	12,808	—	—
4~6	14,377	...	12,751	—	—
7~9	13,099	...	11,755	—	—
10~12	12,101	...	10,894	—	—
平成20年1月	4,512	...	4,160	—	—
2	4,545	...	4,319	—	—
3	4,908	...	4,329	—	—
4	4,884	...	4,076	—	—
5	4,713	...	4,335	—	—
6	4,780	...	4,340	—	—
7	4,915	...	4,355	—	—
8	3,762	...	3,471	—	—
9	4,422	...	3,929	—	—
10	4,575	...	3,915	—	—
11	4,304	...	4,020	—	—
12	3,222	...	2,959	—	—

年・期・月	Heavy fuel oil total			消費	
	受入 Receipts	発生・回収 又は生産 Generation, recovery and/or production	合計 Total	ボイラ用 for Boilers	コージェネ レーション用 for Co-generation
平成16年	1,713,083	...	1,626,165	347,352	133,405
17	1,632,329	...	1,574,166	328,798	120,267
18	1,394,465	...	1,319,198	272,568	98,682
19	1,278,610	...	1,225,557	229,561	76,844
20	1,158,059	...	1,110,016	166,973	65,553
平成18年度	1,365,245	...	1,300,746	275,832	95,441
19	1,239,898	...	1,195,902	203,673	71,999
20年1~3月	304,197	...	296,912	47,404	16,279
4~6	292,395	...	281,770	36,684	12,069
7~9	306,147	...	293,779	43,464	27,925
10~12	255,320	...	237,555	39,421	9,280
平成20年1月	101,238	...	99,200	17,093	6,000
2	97,815	...	97,539	14,964	5,288
3	105,144	...	100,173	15,347	4,991
4	106,697	...	98,952	14,232	4,283
5	91,933	...	89,087	11,562	3,498
6	93,765	...	93,731	10,890	4,288
7	106,686	...	99,690	13,992	9,714
8	91,961	...	97,476	15,220	9,166
9	107,500	...	96,613	14,252	9,045
10	104,009	...	87,312	11,168	4,244
11	81,726	...	81,797	15,677	2,948
12	69,585	...	68,446	12,576	2,088

単位 Unit : kl

Consumption ボイラ用及びコージェネレーション用以外に使用したもの for purposes other than boilers and co-generation				払出 Shipments	月末在庫 Inventory	Year, quarter and month	
計 Total	原料用 as Materials	直接加熱用 for Direct heating	その他用 for Others				
188,420	...	154,097	34,323	353	7,516	C. Y.	2004
181,662	...	143,376	38,286	91	6,991	C. Y.	2005
152,811	...	114,145	38,666	99	5,568	C. Y.	2006
118,621	...	81,595	37,026	208	4,770	C. Y.	2007
108,320	...	76,007	32,313	73	4,318	C. Y.	2008
140,966	...	102,830	38,136	225	5,035	F. Y.	2006
116,685	...	80,563	36,122	76	4,792	F. Y.	2007
30,104	...	20,126	9,978	39	4,792	Q1	2008
27,348	...	19,754	7,594	11	4,879	Q2	
25,839	...	18,690	7,149	5	4,280	Q3	
25,029	...	17,437	7,592	18	4,318	Q4	
9,594	...	6,489	3,105	15	4,640	Jan	2008
10,362	...	6,788	3,574	14	4,749	Feb	
10,148	...	6,849	3,299	10	4,792	Mar	
9,333	...	6,869	2,464	7	4,637	Apr	
9,097	...	6,395	2,702	2	4,840	May	
8,918	...	6,490	2,428	2	4,879	Jun	
9,000	...	6,595	2,405	2	4,706	Jul	
8,461	...	6,126	2,335	1	4,275	Aug	
8,378	...	5,969	2,409	2	4,280	Sep	
8,583	...	6,342	2,241	3	4,147	Oct	
8,644	...	5,938	2,706	4	4,011	Nov	
7,802	...	5,157	2,645	11	4,318	Dec	

単位 Unit : kl

50,647	...	25,837	24,810	4,849	644	C. Y.	2004
44,201	...	25,091	19,110	4,939	513	C. Y.	2005
51,033	...	26,516	24,517	5,204	569	C. Y.	2006
52,256	...	26,996	25,260	4,960	626	C. Y.	2007
48,208	...	26,505	21,703	5,585	370	C. Y.	2008
52,001	...	26,773	25,228	5,089	897	F. Y.	2006
52,528	...	27,275	25,253	5,123	334	F. Y.	2007
12,808	...	6,845	5,963	1,447	334	Q1	2008
12,751	...	7,688	5,063	1,388	572	Q2	
11,755	...	6,356	5,399	1,420	498	Q3	
10,894	...	5,616	5,278	1,330	370	Q4	
4,160	...	2,087	2,073	431	546	Jan	2008
4,319	...	2,298	2,021	473	299	Feb	
4,329	...	2,460	1,869	543	334	Mar	
4,076	...	2,361	1,715	485	656	Apr	
4,335	...	2,675	1,660	425	608	May	
4,340	...	2,652	1,688	478	572	Jun	
4,355	...	2,599	1,756	506	626	Jul	
3,471	...	1,524	1,947	429	490	Aug	
3,929	...	2,233	1,696	485	498	Sep	
3,915	...	2,084	1,831	503	652	Oct	
4,020	...	2,177	1,843	420	515	Nov	
2,959	...	1,355	1,604	407	370	Dec	

単位 Unit : kl

1,145,408	—	1,081,706	63,702	88,565	100,975	C. Y.	2004
1,125,101	—	1,079,519	45,582	68,874	91,843	C. Y.	2005
947,948	—	903,734	44,214	64,467	102,571	C. Y.	2006
919,152	—	875,718	43,434	58,450	97,111	C. Y.	2007
877,490	—	840,320	37,170	50,247	95,129	C. Y.	2008
929,473	—	888,533	40,940	64,911	101,870	F. Y.	2006
920,230	—	875,416	44,814	53,954	92,123	F. Y.	2007
233,229	—	222,176	11,053	12,540	92,123	Q1	2008
233,017	—	225,724	7,293	12,804	89,862	Q2	
222,390	—	212,888	9,502	12,279	89,929	Q3	
188,854	—	179,532	9,322	12,624	95,129	Q4	
76,107	—	72,644	3,463	8,791	90,302	Jan	2008
77,287	—	73,155	4,132	1,765	88,829	Feb	
79,835	—	76,377	3,458	1,984	92,123	Mar	
80,437	—	78,015	2,422	8,722	91,074	Apr	
74,027	—	71,400	2,627	2,084	91,840	May	
78,553	—	76,309	2,244	1,998	89,862	Jun	
75,984	—	73,516	2,468	8,672	88,186	Jul	
73,090	—	70,508	2,582	1,610	81,063	Aug	
73,316	—	68,864	4,452	1,997	89,929	Sep	
71,900	—	69,028	2,872	8,546	98,040	Oct	
63,172	—	58,942	4,230	2,387	95,586	Nov	
53,782	—	51,562	2,220	1,691	95,129	Dec	

A重油		Heavy fuel oil A			
年・期・月	受入 Receipts	発生・回収 又は生産 Generation, recovery and/or production	合計	消 費	
			Total	ボイラ用 for Boilers	コージェネ レーション用 for Co-generation
平成16年	589,377	...	582,372	60,084	45,279
17	549,487	...	543,136	69,667	42,303
18	486,240	...	477,338	61,187	34,780
19	456,675	...	445,476	46,810	30,299
20	411,913	...	408,002	41,096	30,126
平成18年度	482,315	...	471,905	61,506	33,123
19	441,207	...	436,235	44,904	30,031
20年1~3月	105,346	...	106,759	13,724	5,603
4~6	101,890	...	99,114	8,374	4,260
7~9	110,714	...	109,178	9,463	15,706
10~12	93,963	...	92,951	9,535	4,557
平成20年1月	32,286	...	34,954	3,968	2,883
2	35,432	...	35,406	4,509	1,582
3	37,628	...	36,399	5,247	1,138
4	39,015	...	35,712	3,498	1,734
5	30,602	...	31,569	2,732	1,087
6	32,273	...	31,833	2,144	1,439
7	37,661	...	37,213	2,562	5,638
8	34,106	...	34,036	3,217	4,947
9	38,947	...	37,929	3,684	5,121
10	36,753	...	34,157	2,803	1,551
11	29,490	...	30,428	2,892	1,705
12	27,720	...	28,366	3,840	1,301
B・C重油		Heavy fuel oil B・C			
平成16年	1,123,706	...	1,043,793	287,268	88,126
17	1,082,842	...	1,031,030	259,131	77,964
18	908,225	...	841,860	211,381	63,902
19	821,935	...	780,081	182,751	46,545
20	746,146	...	702,014	125,877	35,427
平成18年度	882,930	...	828,841	214,326	62,318
19	798,691	...	759,667	158,769	41,968
20年1~3月	198,851	...	190,153	33,680	10,676
4~6	190,505	...	182,656	28,310	7,809
7~9	195,433	...	184,601	34,001	12,219
10~12	161,357	...	144,604	29,886	4,723
平成20年1月	68,952	...	64,246	13,125	3,117
2	62,383	...	62,133	10,455	3,706
3	67,516	...	63,774	10,100	3,853
4	67,682	...	63,240	10,734	2,549
5	61,331	...	57,518	8,830	2,411
6	61,492	...	61,898	8,746	2,849
7	69,025	...	62,477	11,430	4,076
8	57,855	...	63,440	12,003	4,219
9	68,553	...	58,684	10,568	3,924
10	67,256	...	53,155	8,365	2,693
11	52,236	...	51,369	12,785	1,243
12	41,865	...	40,080	8,736	787
炭化水素油		Hydrocarbon oil			
平成16年	130,367	...	125,878	—	—
17	140,917	...	141,299	—	—
18	139,245	...	146,626	—	—
19	159,296	...	159,069	—	—
20	155,788	...	142,968	—	—
平成18年度	145,708	...	148,877	—	—
19	156,693	...	155,975	—	—
20年1~3月	41,206	...	36,797	—	—
4~6	32,078	...	38,132	—	—
7~9	40,471	...	34,866	—	—
10~12	42,033	...	33,173	—	—
平成20年1月	14,512	...	11,911	—	—
2	11,838	...	12,146	—	—
3	14,856	...	12,740	—	—
4	10,733	...	12,571	—	—
5	10,528	...	12,623	—	—
6	10,817	...	12,938	—	—
7	16,711	...	13,318	—	—
8	11,937	...	10,362	—	—
9	11,823	...	11,186	—	—
10	14,498	...	12,526	—	—
11	12,945	...	10,528	—	—
12	14,590	...	10,119	—	—

単位 Unit : kl

Consumption ボイラ用及びコージェネレーション用以外に使用したもの for purposes other than boilers and co-generation				払出 Shipments	月末在庫 Inventory	Year, quarter and month	
計 Total	原料用 as Materials	直接加熱用 for Direct heating	その他用 for Others				
477,009	...	432,371	44,638	12,071	29,879	C. Y.	2004
431,166	...	400,044	31,122	10,797	25,088	C. Y.	2005
381,371	...	354,014	27,357	8,344	25,525	C. Y.	2006
368,367	...	341,777	26,590	8,498	28,185	C. Y.	2007
336,780	...	312,222	24,558	8,773	23,242	C. Y.	2008
377,276	...	351,309	25,967	8,417	28,164	F. Y.	2006
361,300	...	334,635	26,665	8,516	24,513	F. Y.	2007
87,432	...	81,069	6,363	2,208	24,513	Q1	2008
86,480	...	80,497	5,983	2,155	25,051	Q2	
84,009	...	77,492	6,517	2,260	24,306	Q3	
78,859	...	73,164	5,695	2,150	23,242	Q4	
28,103	...	26,236	1,867	729	24,732	Jan	2008
29,315	...	26,814	2,501	712	24,061	Feb	
30,014	...	28,019	1,995	767	24,513	Mar	
30,480	...	28,491	1,989	744	26,999	Apr	
27,750	...	25,584	2,166	669	25,368	May	
28,250	...	26,422	1,828	742	25,051	Jun	
29,013	...	27,101	1,912	760	24,739	Jul	
25,872	...	23,824	2,048	682	24,130	Aug	
29,124	...	26,567	2,557	818	24,306	Sep	
29,803	...	27,354	2,449	712	26,189	Oct	
25,831	...	24,228	1,603	761	24,469	Nov	
23,225	...	21,582	1,643	677	23,242	Dec	

単位 Unit : kl

668,399	—	649,335	19,064	76,494	71,096	C. Y.	2004
693,935	—	679,475	14,460	58,077	66,755	C. Y.	2005
566,577	—	549,720	16,857	56,123	77,046	C. Y.	2006
550,785	—	533,941	16,844	49,952	68,926	C. Y.	2007
540,710	—	528,098	12,612	41,474	71,887	C. Y.	2008
552,197	—	537,224	14,973	56,494	73,706	F. Y.	2006
558,930	—	540,781	18,149	45,438	67,610	F. Y.	2007
145,797	—	141,107	4,690	10,332	67,610	Q1	2008
146,537	—	145,227	1,310	10,649	64,811	Q2	
138,381	—	135,396	2,985	10,019	65,623	Q3	
109,995	—	106,368	3,627	10,474	71,887	Q4	
48,004	—	46,408	1,596	8,062	65,570	Jan	2008
47,972	—	46,341	1,631	1,053	64,768	Feb	
49,821	—	48,358	1,463	1,217	67,610	Mar	
49,957	—	49,524	433	7,978	64,075	Apr	
46,277	—	45,816	461	1,415	66,472	May	
50,303	—	49,887	416	1,256	64,811	Jun	
46,971	—	46,415	556	7,912	63,447	Jul	
47,218	—	46,684	534	928	56,933	Aug	
44,192	—	42,297	1,895	1,179	65,623	Sep	
42,097	—	41,674	423	7,834	71,851	Oct	
37,341	—	34,714	2,627	1,626	71,117	Nov	
30,557	—	29,980	577	1,014	71,887	Dec	

単位 Unit : kl

125,878	105,374	20,504	—	371	12,076	C. Y.	2004
141,299	119,692	21,607	—	—	11,694	C. Y.	2005
146,626	125,875	20,751	—	—	4,313	C. Y.	2006
159,069	138,783	20,286	—	—	4,540	C. Y.	2007
142,968	126,184	16,784	—	—	17,359	C. Y.	2008
148,877	128,369	20,508	—	—	8,231	F. Y.	2006
155,975	136,844	19,131	—	—	8,949	F. Y.	2007
36,797	32,794	4,003	—	—	8,949	Q1	2008
38,132	33,886	4,246	—	—	2,894	Q2	
34,866	30,640	4,226	—	—	8,499	Q3	
33,173	28,864	4,309	—	—	17,359	Q4	
11,911	10,657	1,254	—	—	7,141	Jan	2008
12,146	10,782	1,364	—	—	6,833	Feb	
12,740	11,355	1,385	—	—	8,949	Mar	
12,571	11,228	1,343	—	—	7,111	Apr	
12,623	11,216	1,407	—	—	5,015	May	
12,938	11,442	1,496	—	—	2,894	Jun	
13,318	11,730	1,588	—	—	6,287	Jul	
10,362	9,095	1,267	—	—	7,862	Aug	
11,186	9,815	1,371	—	—	8,499	Sep	
12,526	10,898	1,628	—	—	10,471	Oct	
10,528	9,173	1,355	—	—	12,888	Nov	
10,119	8,793	1,326	—	—	17,359	Dec	

液化石油ガス		Liquefied petroleum gas			
年・期・月	受入 Receipts	発生・回収 又は生産 Generation, recovery and/or production	合計 Total	消費 費	
				ボイラ用 for Boilers	コージェネ レーション用 for Co-generation
平成16年	422,724	...	418,356	100,721	—
17	348,770	...	335,295	38,316	—
18	429,833	...	412,659	73,705	—
19	488,882	...	473,775	112,786	—
20	405,516	...	390,870	71,100	—
平成18年度	483,234	...	455,010	92,739	—
19	449,135	...	443,335	94,608	—
20年1~3月	107,433	...	103,561	15,450	—
4~6	104,320	...	94,921	12,457	—
7~9	107,537	...	106,614	28,563	—
10~12	86,226	...	85,774	14,630	—
平成20年1月	38,822	...	33,467	4,908	—
2	38,056	...	33,819	4,216	—
3	30,555	...	36,275	6,326	—
4	41,571	...	34,730	5,884	—
5	26,147	...	29,964	2,650	—
6	36,602	...	30,227	3,923	—
7	36,089	...	35,165	9,526	—
8	32,204	...	35,137	10,289	—
9	39,244	...	36,312	8,748	—
10	28,103	...	31,157	4,616	—
11	22,838	...	29,530	5,737	—
12	35,285	...	25,087	4,277	—

石油系炭化水素ガス		Hydrocarbon gas			
平成16年	542	...	542	—	—
17	513	...	513	—	—
18	601	...	601	—	—
19	811	...	811	—	—
20	537	...	537	—	—
平成18年度	673	...	673	—	—
19	811	...	811	—	—
20年1~3月	188	...	188	—	—
4~6	142	...	142	—	—
7~9	126	...	126	—	—
10~12	81	...	81	—	—
平成20年1月	51	...	51	—	—
2	76	...	76	—	—
3	61	...	61	—	—
4	55	...	55	—	—
5	42	...	42	—	—
6	45	...	45	—	—
7	43	...	43	—	—
8	40	...	40	—	—
9	43	...	43	—	—
10	35	...	35	—	—
11	23	...	23	—	—
12	23	...	23	—	—

オイルコークス		Petroleum coke			
平成16年	775,392	...	619,114	...	—
17	847,890	...	710,045	...	—
18	894,928	...	732,473	...	—
19	909,017	...	756,345	...	—
20	1,384,157	...	951,410	...	—
平成18年度	943,636	...	749,131	...	—
19	904,410	...	769,765	...	—
20年1~3月	252,904	...	227,030	...	—
4~6	464,335	...	259,705	...	—
7~9	248,768	...	229,861	...	—
10~12	418,150	...	234,814	...	—
平成20年1月	74,988	...	67,336	...	—
2	81,569	...	57,072	...	—
3	96,347	...	102,622	...	—
4	158,701	...	83,936	...	—
5	133,046	...	80,795	...	—
6	172,588	...	94,974	...	—
7	71,095	...	91,400	...	—
8	85,968	...	67,027	...	—
9	91,705	...	71,434	...	—
10	174,815	...	86,127	...	—
11	102,101	...	77,441	...	—
12	141,234	...	71,246	...	—

単位 Unit : t

Consumption ボイラ用及びコージェネレーション用以外に使用したもの for purposes other than boilers and co-generation				払出 Shipments	月末在庫 Inventory	Year, quarter and month	
計 Total	原料用 as Materials	直接加熱用 for Direct heating	その他用 for Others				
317,635	—	231,663	85,972	12,704	28,629	C. Y.	2004
296,979	—	208,775	88,204	14,753	27,078	C. Y.	2005
338,954	—	241,333	97,621	18,211	25,916	C. Y.	2006
360,989	—	257,062	103,927	16,714	24,235	C. Y.	2007
319,770	—	216,624	103,146	12,187	26,582	C. Y.	2008
362,271	—	261,211	101,060	18,904	33,684	F. Y.	2006
348,727	—	246,108	102,619	15,007	24,432	F. Y.	2007
88,111	—	62,781	25,330	3,653	24,432	Q1	2008
82,464	—	56,395	26,069	3,256	30,519	Q2	
78,051	—	52,061	25,990	2,954	28,478	Q3	
71,144	—	45,387	25,757	2,324	26,582	Q4	
28,559	—	20,139	8,420	1,317	28,271	Jan	2008
29,603	—	21,581	8,022	1,207	31,301	Feb	
29,949	—	21,061	8,888	1,129	24,432	Mar	
28,846	—	20,334	8,512	1,177	30,089	Apr	
27,314	—	18,813	8,501	1,060	25,164	May	
26,304	—	17,248	9,056	1,019	30,519	Jun	
25,639	—	17,060	8,579	973	30,473	Jul	
24,848	—	16,402	8,446	1,037	26,497	Aug	
27,564	—	18,599	8,965	944	28,478	Sep	
26,541	—	17,353	9,188	835	24,578	Oct	
23,793	—	15,100	8,693	909	16,975	Nov	
20,810	—	12,934	7,876	580	26,582	Dec	

単位 Unit : 1000m<sup>3</sup>

542	—	542	—	—	—	C. Y.	2004
513	—	513	—	—	—	C. Y.	2005
601	—	601	—	—	—	C. Y.	2006
811	—	811	—	—	—	C. Y.	2007
537	—	537	—	—	—	C. Y.	2008
673	—	673	—	—	—	F. Y.	2006
811	—	811	—	—	—	F. Y.	2007
188	—	188	—	—	—	Q1	2008
142	—	142	—	—	—	Q2	
126	—	126	—	—	—	Q3	
81	—	81	—	—	—	Q4	
51	—	51	—	—	—	Jan	2008
76	—	76	—	—	—	Feb	
61	—	61	—	—	—	Mar	
55	—	55	—	—	—	Apr	
42	—	42	—	—	—	May	
45	—	45	—	—	—	Jun	
43	—	43	—	—	—	Jul	
40	—	40	—	—	—	Aug	
43	—	43	—	—	—	Sep	
35	—	35	—	—	—	Oct	
23	—	23	—	—	—	Nov	
23	—	23	—	—	—	Dec	

単位 Unit : t

619,114	241,181	377,899	34	65,684	182,329	C. Y.	2004
710,045	205,363	504,652	30	173,317	129,661	C. Y.	2005
732,473	245,980	486,459	34	147,112	134,996	C. Y.	2006
756,345	267,512	488,797	36	152,329	122,629	C. Y.	2007
951,410	354,036	597,337	37	246,756	283,296	C. Y.	2008
749,131	265,007	484,091	33	154,467	132,981	F. Y.	2006
769,765	256,683	513,046	36	158,397	89,991	F. Y.	2007
227,030	75,215	151,805	10	47,472	89,991	Q1	2008
259,705	86,106	173,590	9	68,898	225,451	Q2	
229,861	96,767	133,086	8	66,801	171,785	Q3	
234,814	95,948	138,856	10	63,585	283,296	Q4	
67,336	19,673	47,660	3	11,524	118,628	Jan	2008
57,072	18,243	38,825	4	17,423	125,581	Feb	
102,622	37,299	65,320	3	18,525	89,991	Mar	
83,936	29,322	54,611	3	30,513	134,096	Apr	
80,795	26,525	54,267	3	18,962	166,954	May	
94,974	30,259	64,712	3	19,423	225,451	Jun	
91,400	36,044	55,353	3	33,746	171,349	Jul	
67,027	28,425	38,599	3	14,526	175,104	Aug	
71,434	32,298	39,134	2	18,529	171,785	Sep	
86,127	35,731	50,393	3	17,351	238,650	Oct	
77,441	33,142	44,296	3	34,401	226,412	Nov	
71,246	27,075	44,167	4	11,833	283,296	Dec	

年・期・月	受入 Receipts	発生・回収 又は生産 Generation, recovery and/or production	Non-oil based fuels (Crude petroleum equivalent)		
			合計 Total	消費 ボイラ用 for Boilers	費 コージェネ レーション用 for Co-generation
平成16年	69,599,887	42,696,847	89,876,526	6,610,981	611,637
17	67,704,202	42,110,410	89,228,736	6,898,663	518,408
18	66,632,164	42,514,020	90,257,656	6,939,094	482,625
19	67,794,998	44,960,081	94,098,345	6,972,237	454,001
20	63,693,119	45,786,461	94,000,310	6,909,257	434,353
平成18年度	67,356,463	42,634,420	90,581,266	6,878,677	461,570
19	66,033,871	46,124,633	95,838,541	7,102,795	458,174
20年1~3月	14,891,013	11,643,023	24,166,093	1,859,619	118,424
4~6	17,466,837	11,753,040	23,796,324	1,636,749	90,506
7~9	16,240,993	11,519,760	23,851,430	1,827,206	124,415
10~12	15,094,277	10,870,638	22,186,463	1,585,684	101,008
平成20年1月	5,272,618	3,915,122	8,181,488	616,453	40,139
2	4,582,459	3,714,584	7,746,931	607,496	39,079
3	5,035,936	4,013,317	8,237,674	635,670	39,206
4	5,282,255	3,830,986	7,798,261	565,542	36,955
5	5,664,005	3,999,855	8,084,047	526,412	15,684
6	6,520,577	3,922,199	7,914,016	544,796	37,867
7	5,457,570	3,965,500	8,114,558	628,980	45,249
8	5,738,300	3,824,607	7,966,867	630,176	39,478
9	5,045,123	3,729,653	7,770,006	568,050	39,689
10	5,704,509	3,853,217	7,945,799	554,661	43,118
11	4,793,841	3,583,693	7,327,835	510,666	36,653
12	4,595,926	3,433,728	6,912,829	520,357	21,237

コークス製造用炭(原料炭)		Coal for making coke (material coal)		
平成16年	55,004,079	...	41,747,200	—
17	53,030,496	...	41,554,598	—
18	51,803,501	...	41,725,787	—
19	53,666,623	...	44,636,133	—
20	53,042,954	...	47,569,251	—
平成18年度	52,105,325	...	41,715,653	—
19	53,049,554	...	46,571,299	—
20年1~3月	12,052,879	...	12,108,241	—
4~6	14,893,268	...	12,189,371	—
7~9	13,480,193	...	11,870,720	—
10~12	12,616,614	...	11,400,919	—
平成20年1月	4,236,959	...	4,103,335	—
2	3,715,522	...	3,921,130	—
3	4,100,398	...	4,083,776	—
4	4,361,807	...	3,948,367	—
5	4,804,440	...	4,183,908	—
6	5,727,021	...	4,057,096	—
7	4,434,235	...	4,064,230	—
8	4,849,298	...	3,963,371	—
9	4,196,660	...	3,843,119	—
10	4,852,461	...	4,025,574	—
11	3,865,480	...	3,759,081	—
12	3,898,673	...	3,616,264	—

石炭		Coal		
平成16年	16,287,737	...	14,185,716	3,189,469
17	15,252,526	...	13,924,800	3,519,950
18	14,948,480	...	13,779,498	3,358,222
19	16,029,126	...	14,724,488	3,622,161
20	16,772,660	...	14,638,354	3,621,285
平成18年度	15,146,752	...	13,969,391	3,404,622
19	16,174,637	...	15,010,398	3,748,033
20年1~3月	3,909,335	...	3,981,102	1,102,637
4~6	4,718,859	...	3,532,569	710,558
7~9	4,165,150	...	3,815,331	971,863
10~12	3,979,316	...	3,309,352	836,227
平成20年1月	1,462,037	...	1,333,331	356,978
2	1,185,296	...	1,290,824	370,441
3	1,262,002	...	1,356,947	375,218
4	1,483,383	...	1,180,982	272,812
5	1,440,736	...	1,160,904	192,808
6	1,794,740	...	1,190,683	244,938
7	1,631,274	...	1,309,000	333,703
8	1,349,469	...	1,287,457	349,812
9	1,184,407	...	1,218,874	288,348
10	1,386,445	...	1,181,979	294,767
11	1,360,267	...	1,132,225	261,261
12	1,232,604	...	995,148	280,199

単位 Unit : kl

Consumption ボイラ用及びコージェネレーション用以外に使用したものの for purposes other than boilers and co-generation				払出 Shipments	月末在庫 Inventory	Year, quarter and month	
計 Total	原料用 as Materials	直接加熱用 for Direct heating	その他用 for Others				
82,653,907	30,468,345	50,902,215	1,283,347	19,683,669	6,281,922	C. Y.	2004
81,811,665	30,116,557	50,570,189	1,124,919	19,104,044	6,633,850	C. Y.	2005
82,835,937	30,212,738	51,520,521	1,102,677	19,260,257	5,189,183	C. Y.	2006
86,672,108	32,384,641	53,094,287	1,193,180	17,190,735	5,610,855	C. Y.	2007
86,656,700	34,087,253	51,444,522	1,124,924	13,811,760	5,844,025	C. Y.	2008
83,241,019	30,223,295	51,908,000	1,109,724	19,465,675	4,695,820	F. Y.	2006
88,277,572	33,633,780	53,443,733	1,200,059	15,839,953	3,920,977	F. Y.	2007
22,188,050	8,634,350	13,253,873	299,827	3,501,916	3,920,977	Q1	2008
22,069,069	8,754,376	13,048,078	266,614	3,383,681	5,717,551	Q2	
21,899,809	8,497,161	13,124,370	278,278	3,599,948	5,619,540	Q3	
20,499,771	8,201,365	12,018,201	280,204	3,326,214	5,844,025	Q4	
7,524,897	2,928,587	4,496,566	99,743	1,158,365	5,236,707	Jan	2008
7,100,355	2,793,402	4,211,715	95,238	1,124,032	4,582,628	Feb	
7,562,798	2,912,361	4,545,591	104,846	1,219,519	3,920,977	Mar	
7,195,765	2,831,634	4,272,183	91,948	1,024,225	4,129,220	Apr	
7,541,951	2,999,888	4,444,859	97,204	1,117,858	4,515,986	May	
7,331,353	2,922,855	4,331,036	77,462	1,241,598	5,717,551	Jun	
7,440,330	2,940,563	4,408,260	91,506	1,163,233	5,752,356	Jul	
7,297,212	2,821,415	4,380,987	94,810	1,229,701	6,031,253	Aug	
7,162,267	2,735,183	4,335,122	91,962	1,207,014	5,619,540	Sep	
7,348,020	2,863,123	4,378,766	106,131	1,167,759	5,980,685	Oct	
6,780,516	2,710,117	3,979,113	91,286	1,042,889	5,912,712	Nov	
6,371,236	2,628,126	3,660,323	82,787	1,115,566	5,844,025	Dec	

単位 Unit : t

41,747,200	38,887,571	2,859,127	502	11,539,830	5,446,411	C. Y.	2004
41,554,598	38,368,510	3,185,623	465	11,459,044	5,300,118	C. Y.	2005
41,725,787	38,530,630	3,194,852	305	11,315,302	3,804,242	C. Y.	2006
44,636,133	41,300,969	3,335,164	—	8,318,656	4,251,725	C. Y.	2007
47,569,251	44,250,086	3,319,165	—	4,857,832	4,395,165	C. Y.	2008
41,715,653	38,551,264	3,164,240	149	11,335,989	3,334,351	F. Y.	2006
46,571,299	43,116,514	3,454,785	—	6,699,391	2,757,161	F. Y.	2007
12,108,241	11,212,486	895,755	—	1,215,803	2,757,161	Q1	2008
12,189,371	11,352,628	836,743	—	1,270,910	4,163,724	Q2	
11,870,720	11,026,872	843,848	—	1,180,810	4,422,404	Q3	
11,400,919	10,658,100	742,819	—	1,190,309	4,395,165	Q4	
4,103,335	3,803,534	299,801	—	330,030	4,028,337	Jan	2008
3,921,130	3,631,930	289,200	—	458,383	3,340,918	Feb	
4,083,776	3,777,022	306,754	—	427,390	2,757,161	Mar	
3,948,367	3,674,203	274,164	—	348,453	2,802,424	Apr	
4,183,908	3,888,217	295,691	—	431,041	2,993,542	May	
4,057,096	3,790,208	266,888	—	491,416	4,163,724	Jun	
4,064,230	3,814,464	249,766	—	328,848	4,148,624	Jul	
3,963,371	3,658,624	304,747	—	406,401	4,596,473	Aug	
3,843,119	3,553,784	289,335	—	445,561	4,422,404	Sep	
4,025,574	3,727,883	297,691	—	399,009	4,834,830	Oct	
3,759,081	3,515,358	243,723	—	330,195	4,585,586	Nov	
3,616,264	3,414,859	201,405	—	461,105	4,395,165	Dec	

単位 Unit : t

10,996,247	676,370	9,921,300	398,577	1,645,196	1,592,775	C. Y.	2004
10,404,850	779,916	9,624,934	—	1,171,017	1,718,034	C. Y.	2005
10,421,276	655,365	9,765,911	—	1,021,931	1,886,948	C. Y.	2006
11,102,327	672,495	10,429,708	124	1,154,101	2,041,524	C. Y.	2007
11,017,069	650,238	10,366,327	504	1,846,516	2,193,668	C. Y.	2008
10,564,769	624,761	9,940,008	—	1,144,197	1,675,114	F. Y.	2006
11,262,365	671,922	10,589,984	459	1,189,700	1,550,033	F. Y.	2007
2,878,465	165,710	2,712,420	335	338,926	1,550,033	Q1	2008
2,822,011	170,990	2,650,937	84	300,706	2,429,356	Q2	
2,843,468	158,960	2,684,445	63	606,882	2,132,715	Q3	
2,473,125	154,578	2,318,525	22	600,002	2,193,668	Q4	
976,353	57,351	918,951	51	119,785	2,050,581	Jan	2008
920,383	51,567	868,680	136	98,040	1,839,303	Feb	
981,729	56,792	924,789	148	121,101	1,550,033	Mar	
908,170	54,219	853,889	62	66,122	1,780,399	Apr	
968,096	62,448	905,638	10	73,118	1,987,766	May	
945,745	54,323	891,410	12	161,466	2,429,356	Jun	
975,297	54,134	921,121	42	181,543	2,568,385	Jul	
937,645	59,630	878,007	8	221,303	2,407,719	Aug	
930,526	45,196	885,317	13	204,036	2,132,715	Sep	
887,212	51,071	836,128	13	173,141	2,161,538	Oct	
870,964	53,247	817,708	9	200,268	2,187,165	Nov	
714,949	50,260	664,689	—	226,593	2,193,668	Dec	

石炭コークス		Coal coke		消 費		
年・期・月	受入 Receipts	発生・回収 又は生産 Generation, recovery and/or production	合計	ボイラ用	コージェネ レーション用	
			Total	for Boilers	for Co-generation	
平成16年	13,652,192	26,541,451	36,961,459	...	—	
17	13,585,240	26,199,609	36,215,915	...	—	
18	13,382,178	26,303,961	36,812,743	...	—	
19	12,262,137	28,365,545	37,191,036	...	—	
20	9,483,040	30,421,323	36,683,735	...	—	
平成18年度	13,668,381	26,342,851	36,968,637	...	—	
19	11,224,341	29,594,388	37,475,599	...	—	
20年1～3月	2,430,085	7,709,137	9,376,458	...	—	
4～6	2,205,657	7,827,308	9,270,567	...	—	
7～9	2,577,967	7,571,764	9,341,920	...	—	
10～12	2,269,331	7,313,114	8,694,790	...	—	
平成20年1月	869,869	2,584,087	3,195,945	...	—	
2	738,854	2,482,409	2,959,675	...	—	
3	821,362	2,642,641	3,220,838	...	—	
4	727,243	2,548,239	3,040,709	...	—	
5	765,470	2,667,470	3,156,708	...	—	
6	712,944	2,611,599	3,073,150	...	—	
7	774,567	2,630,126	3,151,759	...	—	
8	980,876	2,503,305	3,122,174	...	—	
9	822,524	2,438,333	3,067,987	...	—	
10	883,211	2,559,175	3,126,253	...	—	
11	746,414	2,416,949	2,836,694	...	—	
12	639,706	2,336,990	2,731,843	...	—	
タール Tar						
平成16年	—	731,973	76,617	—	—	
17	—	715,514	70,627	—	—	
18	—	690,198	69,105	—	—	
19	—	651,151	77,151	—	—	
20	10,292	628,904	65,038	—	—	
平成18年度	—	677,684	67,930	—	—	
19	2,390	648,422	77,369	—	—	
20年1～3月	2,390	156,985	19,136	—	—	
4～6	2,603	168,400	21,366	—	—	
7～9	2,954	154,056	14,868	—	—	
10～12	2,345	149,463	9,668	—	—	
平成20年1月	964	53,163	7,242	—	—	
2	783	49,304	5,046	—	—	
3	643	54,518	6,848	—	—	
4	723	55,112	7,315	—	—	
5	983	57,888	7,310	—	—	
6	897	55,400	6,741	—	—	
7	1,024	53,796	7,741	—	—	
8	1,045	51,549	3,450	—	—	
9	885	48,711	3,677	—	—	
10	1,084	50,177	3,532	—	—	
11	865	48,674	2,917	—	—	
12	396	50,612	3,219	—	—	
コークス炉ガス Coke oven gas						
平成16年	3,536,418	12,043,389	10,772,116	1,583,465	37,656	
17	3,476,408	11,828,427	10,875,938	1,458,278	35	
18	3,524,680	11,974,094	11,008,678	1,514,909	194	
19	2,748,490	12,819,327	11,225,384	1,406,858	46	
20	1,944,366	13,706,168	11,621,550	1,470,480	860	
平成18年度	3,534,584	11,982,080	11,040,239	1,494,522	206	
19	2,356,229	13,368,158	11,430,840	1,424,766	73	
20年1～3月	481,636	3,461,204	2,926,864	345,857	40	
4～6	490,344	3,519,198	2,950,632	380,249	236	
7～9	492,979	3,413,175	2,954,019	378,922	—	
10～12	479,407	3,312,591	2,790,035	365,452	584	
平成20年1月	161,031	1,160,282	992,657	113,712	—	
2	155,115	1,112,074	948,811	116,460	40	
3	165,490	1,188,848	985,396	115,685	—	
4	160,370	1,151,986	965,133	120,264	152	
5	167,017	1,199,475	1,007,837	131,321	—	
6	162,957	1,167,737	977,662	128,664	84	
7	169,447	1,184,358	992,682	128,080	—	
8	161,128	1,132,087	991,343	135,237	—	
9	162,404	1,096,730	969,994	115,605	—	
10	167,365	1,148,990	995,723	120,222	—	
11	158,890	1,094,692	920,980	114,301	584	
12	153,152	1,068,909	873,332	130,929	—	

単位 Unit : t

Consumption ボイラ用及びコージェネレーション用以外に使用したもの for purposes other than boilers and co-generation				払出 Shipments	月末在庫 Inventory	Year, quarter and month	
計 Total	原料用 as Materials	直接加熱用 for Direct heating	その他用 for Others				
36,961,459	417,495	36,374,159	169,805	2,958,808	1,251,235	C. Y.	2004
36,215,915	392,457	35,641,423	182,035	2,963,655	1,680,869	C. Y.	2005
36,812,743	425,171	36,230,250	157,322	3,212,909	1,201,378	C. Y.	2006
37,191,036	478,427	36,543,324	169,285	3,337,160	1,120,540	C. Y.	2007
36,683,735	431,107	36,102,854	149,774	2,659,301	1,387,961	C. Y.	2008
36,968,637	447,205	36,362,527	158,905	3,231,017	1,172,089	F. Y.	2006
37,475,599	462,327	36,844,618	168,654	3,347,587	1,031,104	F. Y.	2007
9,376,458	100,775	9,235,376	40,307	813,871	1,031,104	Q1	2008
9,270,567	112,986	9,118,732	38,849	603,047	1,138,807	Q2	
9,341,920	116,039	9,191,220	34,661	717,531	1,070,071	Q3	
8,694,790	101,307	8,557,526	35,957	524,852	1,387,961	Q4	
3,195,945	31,955	3,152,216	11,774	312,905	1,056,751	Jan	2008
2,959,675	31,457	2,917,246	10,972	227,265	1,086,088	Feb	
3,220,838	37,363	3,165,914	17,561	273,701	1,031,104	Mar	
3,040,709	34,728	2,993,203	12,778	205,176	1,048,262	Apr	
3,156,708	37,462	3,105,071	14,175	186,342	1,122,117	May	
3,073,150	40,796	3,020,458	11,896	211,529	1,138,807	Jun	
3,151,759	39,151	3,099,476	13,132	238,289	1,126,188	Jul	
3,122,174	37,224	3,072,207	12,743	256,901	1,206,160	Aug	
3,067,987	39,664	3,019,537	8,786	222,341	1,070,071	Sep	
3,126,253	31,012	3,081,110	14,131	228,139	1,137,894	Oct	
2,836,694	38,533	2,786,531	11,630	163,152	1,290,648	Nov	
2,731,843	31,762	2,689,885	10,196	133,561	1,387,961	Dec	

単位 Unit : t

76,617	43,001	—	33,616	650,581	10,128	C. Y.	2004
70,627	34,431	—	36,196	644,340	10,286	C. Y.	2005
69,105	69,105	—	—	621,025	10,354	C. Y.	2006
77,151	77,151	—	—	575,506	8,845	C. Y.	2007
65,038	54,776	10,262	—	573,523	9,513	C. Y.	2008
67,930	67,930	—	—	611,105	11,650	F. Y.	2006
77,369	75,019	2,350	—	572,004	13,116	F. Y.	2007
19,136	16,786	2,350	—	135,998	13,116	Q1	2008
21,366	18,736	2,630	—	149,607	13,146	Q2	
14,868	11,902	2,966	—	143,407	11,882	Q3	
9,668	7,352	2,316	—	144,511	9,513	Q4	
7,242	6,276	966	—	46,780	8,979	Jan	2008
5,046	4,270	776	—	44,152	9,869	Feb	
6,848	6,240	608	—	45,066	13,116	Mar	
7,315	6,560	755	—	49,773	11,862	Apr	
7,310	6,325	985	—	52,054	11,370	May	
6,741	5,851	890	—	47,780	13,146	Jun	
7,741	6,700	1,041	—	48,686	11,540	Jul	
3,450	2,428	1,022	—	48,533	12,151	Aug	
3,677	2,774	903	—	46,188	11,882	Sep	
3,532	2,451	1,081	—	50,993	8,619	Oct	
2,917	2,081	836	—	44,963	10,278	Nov	
3,219	2,820	399	—	48,555	9,513	Dec	

単位 Unit : 1000m<sup>3</sup>

9,150,995	4,763	8,853,842	292,390	4,009,517	...	C. Y.	2004
9,417,625	4,068	8,986,491	427,066	3,758,400	...	C. Y.	2005
9,493,575	3,663	9,063,487	426,425	3,870,347	...	C. Y.	2006
9,818,480	3,239	9,394,558	420,683	3,820,100	...	C. Y.	2007
10,150,210	3,336	9,724,225	422,649	3,553,741	...	C. Y.	2008
9,545,511	3,544	9,126,195	415,772	3,878,943	...	F. Y.	2006
10,006,001	3,285	9,572,518	430,198	3,800,847	...	F. Y.	2007
2,580,967	870	2,465,234	114,863	896,395	...	Q1	2008
2,570,147	844	2,465,391	103,912	941,413	...	Q2	
2,575,097	825	2,476,229	98,043	830,885	...	Q3	
2,423,999	797	2,317,371	105,831	885,048	...	Q4	
878,945	284	839,505	39,156	289,967	...	Jan	2008
832,311	289	793,821	38,201	279,974	...	Feb	
869,711	297	831,908	37,506	326,454	...	Mar	
844,717	275	808,139	36,303	307,591	...	Apr	
876,516	300	836,578	39,638	320,181	...	May	
848,914	269	820,674	27,971	313,641	...	Jun	
864,602	318	832,074	32,210	317,166	...	Jul	
856,106	254	823,612	32,240	262,837	...	Aug	
854,389	253	820,543	33,593	250,882	...	Sep	
875,501	273	839,885	35,343	277,658	...	Oct	
806,095	268	770,912	34,915	294,471	...	Nov	
742,403	256	706,574	35,573	312,919	...	Dec	

高炉ガス		Blast furnace gas			
年・期・月	受入 Receipts	発生・回収 又は生産 Generation, recovery and/or production	消費		
			合計 Total	ボイラ用 for Boilers	コージェネ レーション用 for Co-generation
平成16年	1,725,677	131,086,892	88,287,009	31,278,622	4,655,111
17	1,619,704	129,616,095	87,055,375	31,030,292	3,688,402
18	1,820,593	131,261,773	87,884,516	31,237,854	3,614,496
19	1,730,275	134,459,739	90,711,470	30,967,458	3,298,232
20	1,651,410	133,681,584	92,552,384	32,040,623	3,196,004
平成18年度	1,841,489	131,769,854	87,269,145	30,691,724	3,410,434
19	1,667,302	136,477,466	93,363,291	31,836,175	3,409,400
20年1~3月	396,473	34,371,118	23,840,521	8,042,494	923,103
4~6	410,706	34,037,530	23,393,112	8,418,929	601,087
7~9	438,353	34,379,882	23,709,822	8,387,827	963,432
10~12	405,878	30,893,054	21,608,929	7,191,373	708,382
平成20年1月	135,263	11,641,992	8,011,159	2,701,918	295,518
2	130,218	10,841,314	7,606,902	2,546,566	309,219
3	130,992	11,887,812	8,222,460	2,794,010	318,366
4	121,416	11,102,610	7,792,961	2,758,313	287,851
5	145,280	11,540,612	7,897,450	2,968,393	28,537
6	144,010	11,394,308	7,702,701	2,692,223	284,699
7	148,511	11,619,655	8,049,127	2,853,786	349,148
8	146,633	11,475,758	7,923,509	2,833,059	306,791
9	143,209	11,284,469	7,737,186	2,700,982	307,493
10	143,388	11,297,260	7,793,980	2,539,319	346,799
11	144,106	10,125,669	7,099,792	2,372,750	257,646
12	118,384	9,470,125	6,715,157	2,279,304	103,937
転炉ガス		Converter furnace gas			
平成16年	95,570	9,006,018	5,847,691	2,090,588	299,954
17	104,225	8,725,736	5,675,768	2,142,938	107,589
18	103,199	9,128,508	6,115,385	2,556,890	96,425
19	114,232	9,354,573	6,178,815	2,358,120	137,576
20	120,164	9,386,218	6,379,790	2,426,441	119,235
平成18年度	103,046	9,276,429	6,182,709	2,512,291	110,378
19	117,374	9,397,086	6,252,850	2,390,273	113,744
20年1~3月	30,619	2,381,574	1,601,027	593,409	19,169
4~6	34,544	2,406,451	1,637,273	617,080	41,642
7~9	29,302	2,423,057	1,656,973	641,461	21,605
10~12	25,699	2,175,136	1,484,517	574,491	36,819
平成20年1月	10,422	807,046	529,796	188,944	13,998
2	10,650	722,373	485,026	175,593	5,058
3	9,547	852,155	586,205	228,872	113
4	11,240	779,784	545,041	203,789	8,313
5	11,590	814,580	551,540	199,226	18,241
6	11,714	812,087	540,692	214,065	15,088
7	11,702	812,689	567,105	236,795	7,543
8	10,369	820,463	556,802	207,828	7,768
9	7,231	789,905	533,066	196,838	6,294
10	8,019	797,546	547,034	213,506	9,959
11	7,619	715,827	495,565	178,716	16,072
12	10,061	661,763	441,918	182,269	10,788
電気炉ガス		Electric furnace gas			
平成16年	—	111,335	55,988	49,653	—
17	—	117,232	55,147	48,587	—
18	—	141,790	90,629	85,825	—
19	—	157,465	97,140	91,352	—
20	—	166,267	96,864	87,751	—
平成18年度	—	144,286	93,185	88,572	—
19	—	155,339	90,920	84,288	—
20年1~3月	—	38,057	20,094	18,026	—
4~6	—	50,715	29,615	27,385	—
7~9	—	36,024	19,954	17,808	—
10~12	—	41,471	27,201	24,532	—
平成20年1月	—	13,429	6,529	5,747	—
2	—	11,303	5,364	4,689	—
3	—	13,325	8,201	7,590	—
4	—	16,002	9,275	8,558	—
5	—	17,811	10,579	9,797	—
6	—	16,902	9,761	9,030	—
7	—	14,106	7,282	6,526	—
8	—	9,625	3,123	2,414	—
9	—	12,293	9,549	8,868	—
10	—	12,289	8,736	8,017	—
11	—	14,001	10,027	9,137	—
12	—	15,181	8,438	7,378	—

単位 Unit : 1000m<sup>3</sup>

Consumption ボイラ用及びコージェネレーション用以外に使用したもの for purposes other than boilers and co-generation				払出 Shipments	月末在庫 Inventory	Year, quarter and month	
計 Total	原料用 as Materials	直接加熱用 for Direct heating	その他用 for Others				
52,353,276	—	48,597,694	3,755,582	40,650,944	...	C. Y.	2004
52,336,681	—	48,319,001	4,017,680	40,133,574	...	C. Y.	2005
53,032,166	—	49,007,685	4,024,481	41,592,987	...	C. Y.	2006
56,445,780	—	51,945,086	4,500,694	42,063,244	...	C. Y.	2007
57,315,757	—	53,011,334	4,304,423	39,879,359	...	C. Y.	2008
53,166,987	—	49,160,855	4,006,132	42,554,039	...	F. Y.	2006
58,117,716	—	53,507,352	4,610,364	41,524,819	...	F. Y.	2007
14,874,924	—	13,712,197	1,162,727	10,149,362	...	Q1	2008
14,373,096	—	13,457,009	916,087	10,034,122	...	Q2	
14,358,563	—	13,303,548	1,055,015	10,620,664	...	Q3	
13,709,174	—	12,538,580	1,170,594	9,075,211	...	Q4	
5,013,723	—	4,638,576	375,147	3,505,816	...	Jan	2008
4,751,117	—	4,364,091	387,026	3,108,479	...	Feb	
5,110,084	—	4,709,530	400,554	3,535,067	...	Mar	
4,746,797	—	4,399,690	347,107	3,149,776	...	Apr	
4,900,520	—	4,557,083	343,437	3,388,791	...	May	
4,725,779	—	4,500,236	225,543	3,495,555	...	Jun	
4,846,193	—	4,520,274	325,919	3,563,755	...	Jul	
4,783,659	—	4,408,409	375,250	3,537,676	...	Aug	
4,728,711	—	4,374,865	353,846	3,519,233	...	Sep	
4,907,862	—	4,432,070	475,792	3,394,619	...	Oct	
4,469,396	—	4,109,320	360,076	2,967,776	...	Nov	
4,331,916	—	3,997,190	334,726	2,712,816	...	Dec	

単位 Unit : 1000m<sup>3</sup>

3,457,149	—	3,210,347	246,802	2,882,425	...	C. Y.	2004
3,425,241	—	3,139,597	285,644	2,845,809	...	C. Y.	2005
3,462,070	—	3,100,838	361,232	2,776,760	...	C. Y.	2006
3,683,119	—	3,272,135	410,984	2,931,479	...	C. Y.	2007
3,834,114	—	3,468,411	365,703	2,742,211	...	C. Y.	2008
3,560,040	—	3,184,122	375,918	2,821,007	...	F. Y.	2006
3,748,833	—	3,363,209	385,624	2,883,834	...	F. Y.	2007
988,449	—	904,633	83,816	691,480	...	Q1	2008
978,551	—	885,652	92,899	710,591	...	Q2	
993,907	—	893,409	100,498	720,244	...	Q3	
873,207	—	784,717	88,490	619,896	...	Q4	
326,854	—	299,149	27,705	245,288	...	Jan	2008
304,375	—	282,828	21,547	209,804	...	Feb	
357,220	—	322,656	34,564	236,388	...	Mar	
332,939	—	306,759	26,180	215,642	...	Apr	
334,073	—	296,890	37,183	247,562	...	May	
311,539	—	282,003	29,536	247,387	...	Jun	
322,767	—	290,507	32,260	231,537	...	Jul	
341,206	—	304,863	36,343	246,639	...	Aug	
329,934	—	298,039	31,895	242,068	...	Sep	
323,569	—	294,080	29,489	227,103	...	Oct	
300,777	—	268,556	32,221	205,634	...	Nov	
248,861	—	222,081	26,780	187,159	...	Dec	

単位 Unit : 1000m<sup>3</sup>

6,335	—	6,335	—	55,347	...	C. Y.	2004
6,560	—	6,560	—	62,085	...	C. Y.	2005
4,804	—	4,804	—	51,161	...	C. Y.	2006
5,788	—	5,788	—	60,325	...	C. Y.	2007
9,113	—	9,113	—	69,400	...	C. Y.	2008
4,613	—	4,613	—	51,101	...	F. Y.	2006
6,632	—	6,632	—	64,436	...	F. Y.	2007
2,068	—	2,068	—	17,980	...	Q1	2008
2,230	—	2,230	—	21,100	...	Q2	
2,146	—	2,146	—	16,050	...	Q3	
2,669	—	2,669	—	14,270	...	Q4	
782	—	782	—	6,903	...	Jan	2008
675	—	675	—	5,953	...	Feb	
611	—	611	—	5,124	...	Mar	
717	—	717	—	6,727	...	Apr	
782	—	782	—	7,232	...	May	
731	—	731	—	7,141	...	Jun	
756	—	756	—	6,804	...	Jul	
709	—	709	—	6,502	...	Aug	
681	—	681	—	2,744	...	Sep	
719	—	719	—	3,553	...	Oct	
890	—	890	—	3,974	...	Nov	
1,060	—	1,060	—	6,743	...	Dec	

天然ガス		Natural gas			
年・期・月	受入 Receipts	発生・回収 又は生産 Generation, recovery and/or production	消費		
			合計 Total	ボイラ用 for Boilers	コージェネ レーション用 for Co-generation
平成16年	14,013	—	14,013	2,852	—
17	13,144	—	13,144	2,877	—
18	14,297	—	14,297	2,956	—
19	14,394	—	14,394	2,833	—
20	12,250	—	12,250	2,484	—
平成18年度	14,552	—	14,552	3,024	—
19	14,012	—	14,012	2,728	—
20年1～3月	3,350	—	3,350	751	—
4～6	3,359	—	3,359	597	—
7～9	3,075	—	3,075	542	—
10～12	2,466	—	2,466	594	—
平成20年1月	1,013	—	1,013	243	—
2	1,145	—	1,145	263	—
3	1,192	—	1,192	245	—
4	1,219	—	1,219	220	—
5	1,091	—	1,091	198	—
6	1,049	—	1,049	179	—
7	1,095	—	1,095	172	—
8	976	—	976	187	—
9	1,004	—	1,004	183	—
10	929	—	929	199	—
11	776	—	776	190	—
12	761	—	761	205	—
液化天然ガス		LNG			
平成16年	762,572	…	619,042	107,315	13,749
17	911,035	…	733,743	181,652	44,014
18	753,187	…	622,695	141,553	32,672
19	650,696	…	450,806	17,380	34,778
20	592,273	…	470,400	20,753	38,447
平成18年度	733,948	…	570,928	99,767	31,939
19	597,115	…	453,476	17,817	36,561
20年1～3月	127,812	…	114,648	6,005	10,154
4～6	199,313	…	113,333	4,636	7,622
7～9	130,366	…	121,865	4,293	10,403
10～12	134,782	…	120,554	5,819	10,268
平成20年1月	35,483	…	38,942	1,987	3,428
2	36,586	…	37,558	1,968	3,393
3	55,743	…	38,148	2,050	3,333
4	54,533	…	37,821	1,674	2,658
5	86,427	…	38,747	1,528	2,476
6	58,353	…	36,765	1,434	2,488
7	31,902	…	41,769	1,276	3,923
8	43,732	…	40,202	1,388	3,216
9	54,732	…	39,894	1,629	3,264
10	47,797	…	43,750	1,814	3,191
11	44,696	…	41,105	1,900	3,513
12	42,289	…	35,699	2,105	3,564
都市ガス(A)		Town gas(A)			
平成16年	1,016,446	…	1,016,446	87,434	80,803
17	1,152,985	…	1,152,985	109,213	88,470
18	1,455,130	…	1,455,130	159,144	77,778
19	1,800,740	…	1,800,740	289,252	67,307
20	1,790,337	…	1,790,338	258,384	61,721
平成18年度	1,579,375	…	1,579,375	189,903	73,697
19	1,829,033	…	1,829,034	289,023	65,994
20年1～3月	479,128	…	479,129	75,515	15,894
4～6	451,697	…	451,696	58,761	15,088
7～9	467,065	…	467,065	74,009	17,236
10～12	392,447	…	392,448	50,099	13,503
平成20年1月	159,973	…	159,973	29,138	5,322
2	157,112	…	157,113	26,923	5,069
3	162,043	…	162,043	19,454	5,503
4	153,232	…	153,231	23,178	5,096
5	144,058	…	144,059	14,934	4,896
6	154,407	…	154,406	20,649	5,096
7	157,783	…	157,783	26,806	6,252
8	147,692	…	147,692	22,880	5,320
9	161,590	…	161,590	24,323	5,664
10	153,251	…	153,251	16,033	5,042
11	132,972	…	132,972	18,928	4,437
12	106,224	…	106,225	15,138	4,024

単位 Unit : 1000m<sup>3</sup>

Consumption ボイラ用及びコージェネレーション用以外に使用したもの for purposes other than boilers and co-generation				払出 Shipments	月末在庫 Inventory	Year, quarter and month	
計 Total	原料用 as Materials	直接加熱用 for Direct heating	その他用 for Others				
11,161	—	10,533	628	—	...	C. Y.	2004
10,267	—	9,716	551	—	...	C. Y.	2005
11,341	—	10,712	629	—	...	C. Y.	2006
11,561	—	10,845	716	—	...	C. Y.	2007
9,766	—	9,322	444	—	...	C. Y.	2008
11,528	—	10,921	607	—	...	F. Y.	2006
11,284	—	10,584	700	—	...	F. Y.	2007
2,599	—	2,389	210	—	...	Q1	2008
2,762	—	2,656	106	—	...	Q2	
2,533	—	2,496	37	—	...	Q3	
1,872	—	1,781	91	—	...	Q4	
770	—	698	72	—	...	Jan	2008
882	—	803	79	—	...	Feb	
947	—	888	59	—	...	Mar	
999	—	945	54	—	...	Apr	
893	—	856	37	—	...	May	
870	—	855	15	—	...	Jun	
923	—	914	9	—	...	Jul	
789	—	782	7	—	...	Aug	
821	—	800	21	—	...	Sep	
730	—	711	19	—	...	Oct	
586	—	551	35	—	...	Nov	
556	—	519	37	—	...	Dec	

単位 Unit : t

497,978	—	449,236	48,742	157,455	19,423	C. Y.	2004
508,077	—	457,598	50,479	151,039	45,675	C. Y.	2005
448,470	—	391,588	56,882	162,015	14,154	C. Y.	2006
398,648	—	346,197	52,451	173,000	41,044	C. Y.	2007
411,200	—	360,028	51,172	149,445	13,095	C. Y.	2008
439,222	—	383,431	55,791	160,656	37,936	F. Y.	2006
399,098	—	344,822	54,276	165,844	15,703	F. Y.	2007
98,489	—	84,378	14,111	38,476	15,703	Q1	2008
101,075	—	88,439	12,636	34,119	67,558	Q2	
107,169	—	93,834	13,335	38,300	37,633	Q3	
104,467	—	93,377	11,090	38,550	13,095	Q4	
33,527	—	28,559	4,968	13,294	24,211	Jan	2008
32,197	—	27,513	4,684	13,281	10,011	Feb	
32,765	—	28,306	4,459	11,901	15,703	Mar	
33,489	—	29,414	4,075	10,027	22,385	Apr	
34,743	—	30,174	4,569	12,436	57,625	May	
32,843	—	28,851	3,992	11,656	67,558	Jun	
36,570	—	31,704	4,866	14,951	42,741	Jul	
35,598	—	31,356	4,242	12,383	33,809	Aug	
35,001	—	30,774	4,227	10,966	37,633	Sep	
38,745	—	34,612	4,133	15,555	26,015	Oct	
35,692	—	31,878	3,814	14,307	15,249	Nov	
30,030	—	26,887	3,143	8,688	13,095	Dec	

単位 Unit : 1000m<sup>3</sup>

848,209	...	795,265	52,944	...	...	C. Y.	2004
955,302	...	905,012	50,290	...	...	C. Y.	2005
1,218,208	...	1,168,225	49,983	...	...	C. Y.	2006
1,444,181	...	1,375,978	68,203	...	...	C. Y.	2007
1,470,233	...	1,411,498	58,735	...	...	C. Y.	2008
1,315,775	...	1,260,319	55,456	...	...	F. Y.	2006
1,474,017	...	1,407,142	66,875	...	...	F. Y.	2007
387,720	...	370,336	17,384	...	...	Q1	2008
377,847	...	363,938	13,909	...	...	Q2	
375,820	...	360,241	15,579	...	...	Q3	
328,846	...	316,983	11,863	...	...	Q4	
125,513	...	118,417	7,096	...	...	Jan	2008
125,121	...	119,925	5,196	...	...	Feb	
137,086	...	131,994	5,092	...	...	Mar	
124,957	...	120,293	4,664	...	...	Apr	
124,229	...	120,054	4,175	...	...	May	
128,661	...	123,591	5,070	...	...	Jun	
124,725	...	119,597	5,128	...	...	Jul	
119,492	...	115,071	4,421	...	...	Aug	
131,603	...	125,573	6,030	...	...	Sep	
132,176	...	127,295	4,881	...	...	Oct	
109,607	...	105,964	3,643	...	...	Nov	
87,063	...	83,724	3,339	...	...	Dec	

年・期・月	Town gas(B)		消 費		
	受入 Receipts	発生・回収 又は生産 Generation, recovery and/or production	合計 Total	ボイラ用 for Boilers	コージェネ レーション用 for Co-generation
平成16年	1,065,359	...	1,065,336	89,140	83,312
17	1,254,950	...	1,254,937	118,415	95,411
18	1,600,480	...	1,600,429	175,140	85,528
19	1,974,582	...	1,974,531	317,350	74,026
20	1,962,437	...	1,962,374	283,456	67,907
平成18年度	1,735,615	...	1,735,569	208,640	81,000
19	2,004,812	...	2,004,750	317,059	72,596
20年1~3月	525,084	...	525,063	82,829	17,488
4~6	494,968	...	494,950	64,477	16,582
7~9	511,968	...	511,956	81,163	18,975
10~12	430,417	...	430,405	54,987	14,862
平成20年1月	175,311	...	175,306	31,949	5,858
2	172,208	...	172,204	29,528	5,579
3	177,565	...	177,553	21,352	6,051
4	167,948	...	167,946	25,425	5,604
5	157,830	...	157,817	16,398	5,379
6	169,190	...	169,187	22,654	5,599
7	173,001	...	172,995	29,391	6,883
8	161,877	...	161,871	25,094	5,857
9	177,090	...	177,090	26,678	6,235
10	168,085	...	168,083	17,601	5,550
11	145,776	...	145,766	20,771	4,881
12	116,556	...	116,556	16,615	4,431

酸素		Oxygen			
平成16年	6,557,010	3,795,018	9,776,043	...	—
17	6,595,613	3,845,602	9,764,485	...	—
18	6,822,134	3,977,910	10,110,261	...	—
19	7,098,888	4,268,610	10,726,492	...	—
20	7,013,482	4,030,938	10,429,226	...	—
平成18年度	6,850,437	4,080,355	10,258,925	...	—
19	7,205,828	4,270,995	10,849,075	...	—
20年1~3月	1,834,643	1,052,642	2,740,138	...	—
4~6	1,818,164	1,046,440	2,716,921	...	—
7~9	1,807,494	1,056,782	2,702,126	...	—
10~12	1,553,181	875,074	2,270,041	...	—
平成20年1月	623,170	348,138	922,758	...	—
2	572,217	327,064	851,518	...	—
3	639,256	377,440	965,862	...	—
4	581,216	340,717	878,309	...	—
5	624,899	357,965	928,846	...	—
6	612,049	347,758	909,766	...	—
7	612,010	360,427	914,401	...	—
8	608,031	349,989	904,430	...	—
9	587,453	346,366	883,295	...	—
10	600,167	341,305	890,330	...	—
11	523,439	288,020	762,373	...	—
12	429,575	245,749	617,338	...	—

単位 Unit : 1000m<sup>3</sup>

Consumption ボイラ用及びコージェネレーション用以外に使用したもの for purposes other than boilers and co-generation				払出 Shipments	月末在庫 Inventory	Year, quarter and month	
計 Total	原料用 as Materials	直接加熱用 for Direct heating	その他用 for Others				
892,884	...	838,546	54,338	...	...	C. Y.	2004
1,041,111	...	987,316	53,795	...	...	C. Y.	2005
1,339,761	...	1,284,970	54,791	...	...	C. Y.	2006
1,583,155	...	1,508,650	74,505	...	...	C. Y.	2007
1,611,011	...	1,546,769	64,242	...	...	C. Y.	2008
1,445,929	...	1,385,341	60,588	...	...	F. Y.	2006
1,615,095	...	1,541,868	73,227	...	...	F. Y.	2007
424,746	...	405,711	19,035	...	...	Q1	2008
413,891	...	398,674	15,217	...	...	Q2	
411,818	...	394,793	17,025	...	...	Q3	
360,556	...	347,591	12,965	...	...	Q4	
137,499	...	129,730	7,769	...	...	Jan	2008
137,097	...	131,407	5,690	...	...	Feb	
150,150	...	144,574	5,576	...	...	Mar	
136,917	...	131,809	5,108	...	...	Apr	
136,040	...	131,474	4,566	...	...	May	
140,934	...	135,391	5,543	...	...	Jun	
136,721	...	131,114	5,607	...	...	Jul	
130,920	...	126,093	4,827	...	...	Aug	
144,177	...	137,586	6,591	...	...	Sep	
144,932	...	139,597	5,335	...	...	Oct	
120,114	...	116,134	3,980	...	...	Nov	
95,510	...	91,860	3,650	...	...	Dec	

単位 Unit : 1000Nm<sup>3</sup>

9,776,043	—	8,922,801	853,242	352,473	1,762	C. Y.	2004
9,764,485	—	8,917,475	847,010	432,950	1,803	C. Y.	2005
10,110,261	—	9,233,678	876,583	463,672	1,607	C. Y.	2006
10,726,492	—	9,764,345	962,147	473,294	1,384	C. Y.	2007
10,429,226	—	9,447,052	982,174	469,519	1,591	C. Y.	2008
10,258,925	—	9,352,565	906,360	472,314	1,507	F. Y.	2006
10,849,075	—	9,881,085	967,990	474,817	1,616	F. Y.	2007
2,740,138	—	2,493,741	246,397	118,363	1,616	Q1	2008
2,716,921	—	2,470,290	246,631	116,618	1,468	Q2	
2,702,126	—	2,448,222	253,904	124,089	2,163	Q3	
2,270,041	—	2,034,799	235,242	110,449	1,591	Q4	
922,758	—	841,233	81,525	39,629	1,502	Jan	2008
851,518	—	772,923	78,595	37,356	1,572	Feb	
965,862	—	879,585	86,277	41,378	1,616	Mar	
878,309	—	797,335	80,974	36,654	1,465	Apr	
928,846	—	846,563	82,283	40,054	1,451	May	
909,766	—	826,392	83,374	39,910	1,468	Jun	
914,401	—	830,794	83,607	41,419	1,361	Jul	
904,430	—	820,372	84,058	41,875	1,886	Aug	
883,295	—	797,056	86,239	40,795	2,163	Sep	
890,330	—	801,912	88,418	41,955	1,607	Oct	
762,373	—	680,668	81,705	35,537	1,440	Nov	
617,338	—	552,219	65,119	32,957	1,591	Dec	

⑨ 非鉄金属地金工業

Non-ferrous metals industry

合計(原油換算)		Total(Crude petroleum equivalent)						単位 Unit : kl	
年・期・月	受入 Receipts	消費			Consumption			月末在庫 Inventory	
		合計 Total	ボイラ用 for Boilers	コージェネ レーション用 for Co-generation	ボイラ用及びコージェネレーション用以外に使用したもの for purposes other than boilers and co-generation				
					計 Total	直接加熱用 for Direct heating	その他用 for Others		
平成 16年	849,675	864,948	49,937	14,458	800,552	715,261	85,291	51,508	
17	797,671	828,721	34,621	14,771	779,328	714,207	65,121	57,259	
18	847,991	885,291	37,208	14,554	833,529	773,260	60,268	46,871	
19	818,947	851,760	31,221	13,161	807,378	757,252	50,127	43,324	
20	804,770	815,389	30,318	4,184	780,886	736,433	44,454	64,184	
平成18年度	839,711	870,130	35,267	14,471	820,392	764,451	55,941	34,461	
19	844,019	860,865	32,125	12,768	815,972	765,923	50,049	49,521	
20年1~3月	217,759	219,630	8,986	2,861	207,783	195,315	12,468	49,521	
4~6	206,840	209,015	7,559	246	201,210	190,478	10,732	56,295	
7~9	188,899	206,956	6,864	876	199,216	188,759	10,457	47,030	
10~12	191,272	179,787	6,908	202	172,676	161,880	10,796	64,184	
平成20年1月	69,051	73,238	3,011	957	69,270	65,408	3,862	41,062	
2	78,086	73,073	2,966	940	69,167	65,015	4,151	49,054	
3	70,622	73,320	3,010	963	69,347	64,891	4,455	49,521	
4	67,271	69,098	2,741	75	66,282	62,533	3,749	50,591	
5	68,042	68,983	2,601	33	66,349	62,935	3,414	52,558	
6	71,528	70,934	2,217	138	68,579	65,010	3,570	56,295	
7	65,528	71,824	2,180	456	69,188	65,725	3,462	52,844	
8	67,183	66,658	2,153	304	64,202	60,734	3,468	56,394	
9	56,188	68,474	2,532	116	65,827	62,300	3,527	47,030	
10	62,683	59,922	1,786	62	58,074	54,528	3,546	50,105	
11	49,691	60,122	2,754	121	57,248	53,732	3,516	42,038	
12	78,899	59,742	2,368	19	57,355	53,620	3,735	64,184	

石油系燃料(原油換算)

Oil based fuels(Crude petroleum equivalent)

単位 Unit : kl

平成 16年	507,882	507,589	24,590	14,458	468,540	393,790	74,750	13,884
17	486,163	486,643	22,037	14,771	449,835	395,263	54,573	12,314
18	509,341	510,585	22,869	14,554	473,162	423,723	49,439	11,879
19	480,071	479,809	17,900	13,161	448,748	409,568	39,180	12,084
20	421,417	423,357	16,528	4,184	402,644	370,135	32,509	10,222
平成18年度	500,033	503,367	21,569	14,471	467,327	422,329	44,998	9,514
19	474,178	473,043	17,760	12,768	442,515	403,482	39,033	10,309
20年1~3月	115,520	117,012	4,949	2,861	109,202	99,350	9,852	10,309
4~6	108,306	107,474	3,962	246	103,267	95,275	7,991	11,153
7~9	102,946	103,817	3,229	876	99,712	92,166	7,546	10,430
10~12	94,645	95,054	4,388	202	90,463	83,343	7,120	10,222
平成20年1月	37,982	39,261	1,605	957	36,698	33,665	3,034	10,521
2	37,891	39,001	1,683	940	36,378	33,199	3,179	9,410
3	39,647	38,750	1,661	963	36,126	32,487	3,639	10,309
4	39,808	38,222	1,598	75	36,549	33,617	2,932	11,894
5	33,969	34,623	1,409	33	33,180	30,590	2,590	11,240
6	34,529	34,630	954	138	33,538	31,068	2,469	11,153
7	36,147	36,114	1,066	456	34,592	31,940	2,652	11,261
8	31,769	32,213	882	304	31,027	28,619	2,408	10,849
9	35,030	35,490	1,282	116	34,093	31,608	2,485	10,430
10	34,879	35,215	1,478	62	33,675	31,282	2,393	10,141
11	30,051	31,227	1,770	121	29,336	26,910	2,425	9,022
12	29,715	28,612	1,139	19	27,453	25,151	2,302	10,222

ガソリン

Gasoline

単位 Unit : kl

平成 16年	101	101	...	...	101	...	101	2
17	94	94	...	...	94	...	94	2
18	81	81	...	...	81	...	81	2
19	86	86	...	...	86	...	86	2
20	92	92	...	...	92	...	92	2
平成18年度	84	84	...	...	84	...	84	2
19	87	87	...	...	87	...	87	2
20年1~3月	21	21	...	...	21	...	21	2
4~6	23	23	...	...	23	...	23	2
7~9	24	24	...	...	24	...	24	2
10~12	24	24	...	...	24	...	24	2
平成20年1月	6	6	...	...	6	...	6	2
2	7	7	...	...	7	...	7	2
3	8	8	...	...	8	...	8	2
4	9	9	...	...	9	...	9	2
5	7	7	...	...	7	...	7	2
6	7	7	...	...	7	...	7	2
7	8	8	...	...	8	...	8	2
8	9	9	...	...	9	...	9	2
9	7	7	...	...	7	...	7	2
10	10	10	...	...	10	...	10	2
11	6	6	...	...	6	...	6	2
12	8	8	...	...	8	...	8	2

灯油		Kerosene					単位 Unit : kl			
受入 Receipts	消費 費 Consumption					月末在庫 Inventory	Year, quarter and month			
	合計 Total	ボイラ用 for Boilers	コージェネ レーション用 for Co-generation	ボイラ用及びコージェネレーション用以外に使用したもの for purposes other than boilers and co-generation						
				計 Total	直接加熱用 for Direct heating				その他用 for Others	
61,849	61,703	848	—	60,855	40,912	19,943	2,079	C. Y.	2004	
61,155	61,643	897	—	60,746	40,658	20,088	1,542	C. Y.	2005	
49,189	49,491	1,728	—	47,763	33,864	13,899	1,200	C. Y.	2006	
35,227	35,245	469	—	34,776	27,710	7,066	1,199	C. Y.	2007	
34,991	35,382	398	—	34,984	28,068	6,916	863	C. Y.	2008	
43,034	43,632	1,664	—	41,968	31,626	10,342	1,255	F. Y.	2006	
35,708	35,804	455	—	35,349	27,719	7,630	1,178	F. Y.	2007	
9,250	9,273	53	—	9,220	7,036	2,184	1,178	Q1	2008	
9,488	9,438	129	—	9,309	7,365	1,944	1,235	Q2		
8,438	8,600	78	—	8,522	7,276	1,246	1,128	Q3		
7,815	8,071	138	—	7,933	6,391	1,542	863	Q4		
2,931	3,059	1	—	3,058	2,311	747	1,071	Jan	2008	
3,136	3,134	1	—	3,133	2,566	567	1,074	Feb		
3,183	3,080	51	—	3,029	2,159	870	1,178	Mar		
3,658	3,550	69	—	3,481	2,663	818	1,282	Apr		
3,005	3,066	59	—	3,007	2,387	620	1,225	May		
2,825	2,822	1	—	2,821	2,315	506	1,235	Jun		
3,030	3,088	1	—	3,087	2,574	513	1,196	Jul		
2,777	2,918	1	—	2,917	2,459	458	1,073	Aug		
2,631	2,594	76	—	2,518	2,243	275	1,128	Sep		
3,316	3,245	88	—	3,157	2,697	460	1,191	Oct		
2,522	2,766	49	—	2,717	2,230	487	947	Nov		
1,977	2,060	1	—	2,059	1,464	595	863	Dec		

軽油		Gas oil					単位 Unit : kl			
3,729	3,730	—	—	3,730	257	3,473	46	C. Y.	2004	
3,156	3,144	—	—	3,144	212	2,932	26	C. Y.	2005	
3,889	3,858	—	—	3,858	221	3,637	54	C. Y.	2006	
3,802	3,813	—	—	3,813	266	3,547	43	C. Y.	2007	
4,131	4,146	—	—	4,146	258	3,888	30	C. Y.	2008	
3,873	3,844	—	—	3,844	226	3,618	55	F. Y.	2006	
3,949	3,975	—	—	3,975	275	3,700	30	F. Y.	2007	
1,042	1,056	—	—	1,056	72	984	30	Q1	2008	
1,021	1,025	—	—	1,025	59	966	25	Q2		
1,168	1,163	—	—	1,163	64	1,099	31	Q3		
900	902	—	—	902	63	839	30	Q4		
324	331	—	—	331	22	309	36	Jan	2008	
354	356	—	—	356	24	332	34	Feb		
364	369	—	—	369	26	343	30	Mar		
344	342	—	—	342	21	321	31	Apr		
335	335	—	—	335	18	317	31	May		
342	348	—	—	348	20	328	25	Jun		
408	403	—	—	403	23	380	31	Jul		
373	375	—	—	375	21	354	29	Aug		
387	385	—	—	385	20	365	31	Sep		
312	317	—	—	317	20	297	26	Oct		
294	295	—	—	295	23	272	25	Nov		
294	290	—	—	290	20	270	30	Dec		

重油計		Heavy fuel oil total					単位 Unit : kl			
301,808	301,508	22,227	13,274	266,007	223,218	42,789	8,664	C. Y.	2004	
287,906	287,600	20,504	13,557	253,539	228,819	24,720	8,046	C. Y.	2005	
305,864	306,967	20,528	13,361	273,078	252,109	20,969	7,127	C. Y.	2006	
297,260	296,237	16,884	12,086	267,267	249,627	17,640	8,077	C. Y.	2007	
261,539	262,916	15,891	3,882	243,143	234,219	8,924	6,758	C. Y.	2008	
301,771	303,104	19,310	13,286	270,508	249,402	21,106	5,867	F. Y.	2006	
294,390	293,610	16,853	11,748	265,009	249,676	15,333	6,573	F. Y.	2007	
71,731	73,232	4,822	2,651	65,759	62,361	3,398	6,573	Q1	2008	
67,039	66,037	3,778	229	62,030	59,937	2,093	7,582	Q2		
62,914	63,521	3,100	814	59,607	57,771	1,836	6,886	Q3		
59,855	60,126	4,191	188	55,747	54,150	1,597	6,758	Q4		
23,866	25,018	1,578	887	22,553	21,659	894	6,925	Jan	2008	
23,233	24,108	1,655	872	21,581	20,452	1,129	6,048	Feb		
24,632	24,106	1,589	892	21,625	20,250	1,375	6,573	Mar		
25,140	23,778	1,511	70	22,197	21,341	856	7,938	Apr		
20,753	21,358	1,332	31	19,995	19,280	715	7,330	May		
21,146	20,901	935	128	19,838	19,316	522	7,582	Jun		
21,935	22,152	1,046	424	20,682	20,144	538	7,373	Jul		
19,712	19,700	864	282	18,554	17,950	604	7,355	Aug		
21,267	21,669	1,190	108	20,371	19,677	694	6,886	Sep		
21,233	21,553	1,372	58	20,123	19,562	561	6,607	Oct		
18,700	19,639	1,700	112	17,827	17,233	594	5,711	Nov		
19,922	18,934	1,119	18	17,797	17,355	442	6,758	Dec		

A重油		Heavy fuel oil A						単位 Unit : kl
年・期・月	受入 Receipts	消費 Consumption						月末在庫 Inventory
		合計 Total	ボイラ用 for Boilers	コージェネ レーション用 for Co-generation	ボイラ用及びコージェネレーション用以外に使用したもの for purposes other than boilers and co-generation			
					計 Total	直接加熱用 for Direct heating	その他用 for Others	
平成16年	125,449	124,674	8,100	467	116,107	97,547	18,560	2,734
17	141,191	141,308	17,745	410	123,153	112,158	10,995	2,563
18	162,711	162,603	17,635	455	144,513	134,715	9,798	2,855
19	154,214	154,156	14,422	482	139,252	129,965	9,287	2,906
20	144,343	144,327	14,572	256	129,499	122,689	6,810	2,991
平成18年度	158,605	158,950	16,289	471	142,190	132,887	9,303	2,473
19	153,789	153,484	14,864	468	138,152	128,316	9,836	2,769
20年1~3月	38,239	38,372	4,449	131	33,792	31,000	2,792	2,769
4~6	40,287	39,750	3,469	30	36,251	34,767	1,484	3,313
7~9	33,768	33,778	2,778	76	30,924	29,543	1,381	3,215
10~12	32,049	32,427	3,876	19	28,532	27,379	1,153	2,991
平成20年1月	12,013	12,321	1,440	40	10,841	10,189	652	2,597
2	12,346	12,511	1,524	51	10,936	9,938	998	2,430
3	13,880	13,540	1,485	40	12,015	10,873	1,142	2,769
4	15,433	14,771	1,425	12	13,334	12,791	543	3,434
5	12,878	12,834	1,225	9	11,600	11,041	559	3,475
6	11,976	12,145	819	9	11,317	10,935	382	3,313
7	11,966	12,089	936	39	11,114	10,700	414	3,198
8	10,184	10,128	754	21	9,353	8,940	413	3,224
9	11,618	11,561	1,088	16	10,457	9,903	554	3,215
10	12,002	11,900	1,251	9	10,640	10,253	387	3,358
11	11,111	11,472	1,612	8	9,852	9,424	428	3,053
12	8,936	9,055	1,013	2	8,040	7,702	338	2,991

B・C重油		Heavy fuel oil B・C						単位 Unit : kl
平成16年	176,359	176,834	14,127	12,807	149,900	125,671	24,229	5,930
17	146,715	146,292	2,759	13,147	130,386	116,661	13,725	5,483
18	143,153	144,364	2,893	12,906	128,565	117,394	11,171	4,272
19	143,046	142,081	2,462	11,604	128,015	119,662	8,353	5,171
20	117,196	118,589	1,319	3,626	113,644	111,530	2,114	3,767
平成18年度	143,166	144,154	3,021	12,815	128,318	116,515	11,803	3,394
19	140,601	140,126	1,989	11,280	126,857	121,360	5,497	3,804
20年1~3月	33,492	34,860	373	2,520	31,967	31,361	606	3,804
4~6	26,752	26,287	309	199	25,779	25,170	609	4,269
7~9	29,146	29,743	322	738	28,683	28,228	455	3,671
10~12	27,806	27,699	315	169	27,215	26,771	444	3,767
平成20年1月	11,853	12,697	138	847	11,712	11,470	242	4,328
2	10,887	11,597	131	821	10,645	10,514	131	3,618
3	10,752	10,566	104	852	9,610	9,377	233	3,804
4	9,707	9,007	86	58	8,863	8,550	313	4,504
5	7,875	8,524	107	22	8,395	8,239	156	3,855
6	9,170	8,756	116	119	8,521	8,381	140	4,269
7	9,969	10,063	110	385	9,568	9,444	124	4,175
8	9,528	9,572	110	261	9,201	9,010	191	4,131
9	9,649	10,108	102	92	9,914	9,774	140	3,671
10	9,231	9,653	121	49	9,483	9,309	174	3,249
11	7,589	8,167	88	104	7,975	7,809	166	2,658
12	10,986	9,879	106	16	9,757	9,653	104	3,767

炭化水素油		Hydrocarbon oil						単位 Unit : kl
平成16年	76,919	76,986	—	—	76,986	73,118	3,868	1,049
17	76,421	76,585	—	—	76,585	73,201	3,384	885
18	86,691	86,716	—	—	86,716	79,938	6,778	1,038
19	89,390	89,439	—	—	89,439	82,732	6,707	992
20	84,634	84,609	—	—	84,609	74,874	9,735	1,247
平成18年度	88,394	88,512	—	—	88,512	82,840	5,672	1,028
19	89,367	89,382	—	—	89,382	80,971	8,411	1,016
20年1~3月	22,543	22,519	—	—	22,519	20,101	2,418	1,016
4~6	21,809	21,787	—	—	21,787	19,563	2,224	1,037
7~9	21,493	21,611	—	—	21,611	19,026	2,585	1,089
10~12	18,789	18,692	—	—	18,692	16,184	2,508	1,247
平成20年1月	7,094	7,089	—	—	7,089	6,293	796	997
2	7,679	7,558	—	—	7,558	6,724	834	1,118
3	7,770	7,872	—	—	7,872	7,084	788	1,016
4	7,571	7,312	—	—	7,312	6,633	679	1,275
5	6,751	6,898	—	—	6,898	6,186	712	1,127
6	7,487	7,577	—	—	7,577	6,744	833	1,037
7	7,690	7,683	—	—	7,683	6,739	944	1,086
8	6,407	6,389	—	—	6,389	5,638	751	1,146
9	7,396	7,539	—	—	7,539	6,649	890	1,089
10	7,227	7,264	—	—	7,264	6,426	838	1,065
11	6,490	6,426	—	—	6,426	5,566	860	1,143
12	5,072	5,002	—	—	5,002	4,192	810	1,247

液化石油ガス		Liquefied petroleum gas					単位 Unit : t			
受入 Receipts	消費 Consumption					月末在庫 Inventory	Year, quarter and month			
	合計 Total	ボイラ用 for Boilers	コージェネ レーション用 for Co-generation	ボイラ用及びコージェネレーション用以外に使用したもの for purposes other than boilers and co-generation						
				計 Total	直接加熱用 for Direct heating				その他用 for Others	
20,332	20,360	48	—	20,312	18,518	1,794	508	C. Y.	2004	
20,185	20,111	—	—	20,111	18,341	1,770	578	C. Y.	2005	
21,630	21,690	—	—	21,690	19,595	2,095	523	C. Y.	2006	
14,714	15,108	—	—	15,108	12,961	2,147	131	C. Y.	2007	
10,976	10,972	—	—	10,972	9,165	1,807	135	C. Y.	2008	
21,118	21,430	—	—	21,430	19,322	2,108	123	F. Y.	2006	
13,411	13,436	—	—	13,436	11,312	2,124	99	F. Y.	2007	
3,338	3,370	—	—	3,370	2,830	540	99	Q1	2008	
2,745	2,717	—	—	2,717	2,245	472	127	Q2		
2,603	2,615	—	—	2,615	2,169	446	116	Q3		
2,290	2,270	—	—	2,270	1,921	349	135	Q4		
1,147	1,176	—	—	1,176	996	180	101	Jan	2008	
1,223	1,218	—	—	1,218	1,021	197	106	Feb		
968	976	—	—	976	813	163	99	Mar		
947	931	—	—	931	769	162	115	Apr		
884	879	—	—	879	740	139	120	May		
914	907	—	—	907	736	171	127	Jun		
866	862	—	—	862	699	163	133	Jul		
877	885	—	—	885	745	140	125	Aug		
860	868	—	—	868	725	143	116	Sep		
898	879	—	—	879	748	131	134	Oct		
619	646	—	—	646	532	114	107	Nov		
773	745	—	—	745	641	104	135	Dec		

オイルコークス		Petroleum coke					単位 Unit : t			
13,985	13,997	—	—	13,997	13,997	—	810	C. Y.	2004	
10,242	10,546	—	—	10,546	10,546	—	505	C. Y.	2005	
13,144	12,787	—	—	12,787	12,787	—	1,357	C. Y.	2006	
12,266	12,536	—	—	12,536	12,536	—	1,087	C. Y.	2007	
6,946	7,069	—	—	7,069	7,069	—	964	C. Y.	2008	
12,737	13,615	—	—	13,615	13,615	—	785	F. Y.	2006	
12,170	11,641	—	—	11,641	11,641	—	1,314	F. Y.	2007	
2,628	2,401	—	—	2,401	2,401	—	1,314	Q1	2008	
1,825	2,237	—	—	2,237	2,237	—	902	Q2		
1,844	1,744	—	—	1,744	1,744	—	1,002	Q3		
649	687	—	—	687	687	—	964	Q4		
938	800	—	—	800	800	—	1,225	Jan	2008	
500	903	—	—	903	903	—	822	Feb		
1,190	698	—	—	698	698	—	1,314	Mar		
587	906	—	—	906	906	—	995	Apr		
1,009	731	—	—	731	731	—	1,273	May		
229	600	—	—	600	600	—	902	Jun		
677	294	—	—	294	294	—	1,285	Jul		
92	514	—	—	514	514	—	863	Aug		
1,075	936	—	—	936	936	—	1,002	Sep		
386	424	—	—	424	424	—	964	Oct		
111	94	—	—	94	94	—	981	Nov		
152	169	—	—	169	169	—	964	Dec		

非石油系燃料(原油換算)		Non-oil based fuels (Crude petroleum equivalent)					単位 Unit : kl			
341,794	357,359	25,347	—	332,012	321,471	10,541	37,623	C. Y.	2004	
311,508	342,078	12,585	—	329,493	318,944	10,548	44,945	C. Y.	2005	
338,650	374,706	14,340	—	360,366	349,537	10,830	34,991	C. Y.	2006	
338,877	371,951	13,321	—	358,630	347,684	10,946	31,240	C. Y.	2007	
383,353	392,032	13,790	—	378,242	366,298	11,944	53,962	C. Y.	2008	
339,678	366,763	13,697	—	353,065	342,122	10,943	24,946	F. Y.	2006	
369,841	387,823	14,365	—	373,457	362,440	11,017	39,211	F. Y.	2007	
102,239	102,618	4,037	—	98,581	95,965	2,616	39,211	Q1	2008	
98,534	101,541	3,597	—	97,944	95,203	2,741	45,142	Q2		
85,953	103,139	3,635	—	99,504	96,593	2,911	36,600	Q3		
96,628	84,733	2,520	—	82,213	78,537	3,676	53,962	Q4		
31,069	33,977	1,405	—	32,572	31,744	828	30,542	Jan	2008	
40,195	34,072	1,283	—	32,789	31,816	972	39,644	Feb		
30,974	34,569	1,349	—	33,220	32,405	816	39,211	Mar		
27,463	30,876	1,143	—	29,734	28,916	817	38,698	Apr		
34,073	34,360	1,192	—	33,168	32,345	824	41,319	May		
36,999	36,305	1,263	—	35,042	33,942	1,100	45,142	Jun		
29,381	35,710	1,114	—	34,596	33,786	810	41,583	Jul		
35,414	34,446	1,271	—	33,175	32,115	1,060	45,545	Aug		
21,158	32,984	1,250	—	31,734	30,693	1,042	36,600	Sep		
27,803	24,707	308	—	24,399	23,246	1,152	39,964	Oct		
19,640	28,896	984	—	27,912	26,822	1,091	33,015	Nov		
49,184	31,131	1,229	—	29,902	28,469	1,433	53,962	Dec		

石炭	Coal							単位 Unit : t
	受入	消費					月末在庫	
		合計	ボイラ用	コージェネレーション用	ボイラ用及びコージェネレーション用以外に使用したもの for purposes other than boilers and co-generation			
年・期・月	Receipts	Total	for Boilers	for Co-generation	計 Total	直接加熱用 for Direct heating	その他用 for Others	Inventory
平成 16年	154,564	123,621	15,599	—	108,022	108,022	—	31,219
17	113,809	104,463	—	—	104,463	104,463	—	40,218
18	102,079	98,656	—	—	98,656	98,656	—	28,091
19	87,236	93,319	—	—	93,319	93,319	—	20,493
20	97,143	76,790	—	—	76,790	76,790	—	40,847
平成18年度	117,259	98,930	—	—	98,930	98,930	—	23,034
19	95,446	88,398	—	—	88,398	88,398	—	29,766
20年1~3月	29,573	20,300	—	—	20,300	20,300	—	29,766
4~6	11,442	18,679	—	—	18,679	18,679	—	22,529
7~9	29,941	20,812	—	—	20,812	20,812	—	31,659
10~12	26,187	16,999	—	—	16,999	16,999	—	40,847
平成20年1月	3,860	7,038	—	—	7,038	7,038	—	17,315
2	24,716	6,567	—	—	6,567	6,567	—	35,464
3	997	6,695	—	—	6,695	6,695	—	29,766
4	1,907	6,516	—	—	6,516	6,516	—	25,158
5	1,331	5,003	—	—	5,003	5,003	—	21,485
6	8,204	7,160	—	—	7,160	7,160	—	22,529
7	659	7,300	—	—	7,300	7,300	—	15,889
8	28,092	7,525	—	—	7,525	7,525	—	36,456
9	1,190	5,987	—	—	5,987	5,987	—	31,659
10	1,172	5,219	—	—	5,219	5,219	—	27,612
11	650	6,530	—	—	6,530	6,530	—	21,732
12	24,365	5,250	—	—	5,250	5,250	—	40,847

石炭コークス(ピッチコークスを含む)	Coal coke(including pitch coke)							単位 Unit : t
	合計	ボイラ用	コージェネレーション用	ボイラ用及びコージェネレーション用以外に使用したもの for purposes other than boilers and co-generation		月末在庫		
年・期・月	Receipts	Total	for Boilers	for Co-generation	計 Total	直接加熱用 for Direct heating	その他用 for Others	Inventory
平成 16年	281,308	273,032	—	—	273,032	259,655	13,377	20,159
17	279,810	275,020	—	—	275,020	261,633	13,387	21,498
18	278,952	278,599	—	—	278,599	264,858	13,741	19,583
19	265,940	261,279	—	—	261,279	247,387	13,892	21,537
20	311,623	294,709	—	—	294,709	280,862	13,847	35,325
平成18年度	263,129	268,811	—	—	268,811	254,923	13,888	11,304
19	293,003	275,799	—	—	275,799	261,694	14,105	25,595
20年1~3月	80,027	75,022	—	—	75,022	71,578	3,444	25,595
4~6	91,383	76,480	—	—	76,480	72,872	3,608	39,728
7~9	60,524	79,013	—	—	79,013	75,636	3,377	20,503
10~12	79,689	64,194	—	—	64,194	60,776	3,418	35,325
平成20年1月	28,853	25,128	—	—	25,128	24,038	1,090	25,067
2	21,779	25,373	—	—	25,373	24,093	1,280	21,183
3	29,395	24,521	—	—	24,521	23,447	1,074	25,595
4	25,036	21,562	—	—	21,562	20,486	1,076	28,947
5	34,502	27,494	—	—	27,494	26,410	1,084	35,608
6	31,845	27,424	—	—	27,424	25,976	1,448	39,728
7	28,650	27,293	—	—	27,293	26,227	1,066	40,848
8	14,158	26,653	—	—	26,653	25,258	1,395	28,084
9	17,716	25,067	—	—	25,067	24,151	916	20,503
10	26,223	17,930	—	—	17,930	16,842	1,088	28,469
11	16,619	20,397	—	—	20,397	19,472	925	24,462
12	36,847	25,867	—	—	25,867	24,462	1,405	35,325

コークス炉ガス	Coke oven gas							単位 Unit : 1000m <sup>3</sup>
	合計	ボイラ用	コージェネレーション用	ボイラ用及びコージェネレーション用以外に使用したもの for purposes other than boilers and co-generation		月末在庫		
年・期・月	Receipts	Total	for Boilers	for Co-generation	計 Total	直接加熱用 for Direct heating	その他用 for Others	Inventory
平成 16年	185	185	—	—	185	185	—	...
17	121	121	—	—	121	121	—	...
18	—	—	—	—	—	—	—	...
19	—	—	—	—	—	—	—	...
20	—	—	—	—	—	—	—	...
平成18年度	—	—	—	—	—	—	—	...
19	—	—	—	—	—	—	—	...
20年1~3月	—	—	—	—	—	—	—	...
4~6	—	—	—	—	—	—	—	...
7~9	—	—	—	—	—	—	—	...
10~12	—	—	—	—	—	—	—	...
平成20年1月	—	—	—	—	—	—	—	...
2	—	—	—	—	—	—	—	...
3	—	—	—	—	—	—	—	...
4	—	—	—	—	—	—	—	...
5	—	—	—	—	—	—	—	...
6	—	—	—	—	—	—	—	...
7	—	—	—	—	—	—	—	...
8	—	—	—	—	—	—	—	...
9	—	—	—	—	—	—	—	...
10	—	—	—	—	—	—	—	...
11	—	—	—	—	—	—	—	...
12	—	—	—	—	—	—	—	...

高炉ガス		Blast furnace gas					単位 Unit : 1000m <sup>3</sup>			
受入 Receipts	消費 Consumption						月末在庫 Inventory	Year, quarter and month		
	合計 Total	ボイラ用 for Boilers	コージェネ レーション用 for Co-generation	ボイラ用及びコージェネレーション用以外に使用したもの for purposes other than boilers and co-generation						
				計 Total	直接加熱用 for Direct heating	その他用 for Others				
89	488,880	162,265	—	326,615	326,615	—	...	C. Y.	2004	
56	457,694	140,979	—	316,715	316,715	—	...	C. Y.	2005	
—	433,753	145,920	—	287,833	287,833	—	...	C. Y.	2006	
—	364,248	133,604	—	230,644	230,644	—	...	C. Y.	2007	
—	397,741	140,143	—	257,598	257,598	—	...	C. Y.	2008	
—	396,273	138,583	—	257,690	257,690	—	...	F. Y.	2006	
—	404,902	145,958	—	258,944	258,944	—	...	F. Y.	2007	
—	117,375	41,541	—	75,834	75,834	—	...	Q1	2008	
—	108,071	37,041	—	71,030	71,030	—	...	Q2		
—	104,432	37,723	—	66,709	66,709	—	...	Q3		
—	67,863	23,838	—	44,025	44,025	—	...	Q4		
—	41,177	14,671	—	26,506	26,506	—	...	Jan	2008	
—	36,320	12,983	—	23,337	23,337	—	...	Feb		
—	39,878	13,887	—	25,991	25,991	—	...	Mar		
—	33,954	11,606	—	22,348	22,348	—	...	Apr		
—	36,006	12,355	—	23,651	23,651	—	...	May		
—	38,111	13,080	—	25,031	25,031	—	...	Jun		
—	33,474	11,392	—	22,082	22,082	—	...	Jul		
—	36,279	13,364	—	22,915	22,915	—	...	Aug		
—	34,679	12,967	—	21,712	21,712	—	...	Sep		
—	5,856	2,241	—	3,615	3,615	—	...	Oct		
—	28,162	9,860	—	18,302	18,302	—	...	Nov		
—	33,845	11,737	—	22,108	22,108	—	...	Dec		

転炉ガス		Converter furnace gas					単位 Unit : 1000m <sup>3</sup>			
358	358	—	—	358	358	—	...	C. Y.	2004	
237	237	—	—	237	237	—	...	C. Y.	2005	
—	—	—	—	—	—	—	...	C. Y.	2006	
—	—	—	—	—	—	—	...	C. Y.	2007	
—	—	—	—	—	—	—	...	C. Y.	2008	
—	—	—	—	—	—	—	...	F. Y.	2006	
—	—	—	—	—	—	—	...	F. Y.	2007	
—	—	—	—	—	—	—	...	Q1	2008	
—	—	—	—	—	—	—	...	Q2		
—	—	—	—	—	—	—	...	Q3		
—	—	—	—	—	—	—	...	Q4		
—	—	—	—	—	—	—	...	Jan	2008	
—	—	—	—	—	—	—	...	Feb		
—	—	—	—	—	—	—	...	Mar		
—	—	—	—	—	—	—	...	Apr		
—	—	—	—	—	—	—	...	May		
—	—	—	—	—	—	—	...	Jun		
—	—	—	—	—	—	—	...	Jul		
—	—	—	—	—	—	—	...	Aug		
—	—	—	—	—	—	—	...	Sep		
—	—	—	—	—	—	—	...	Oct		
—	—	—	—	—	—	—	...	Nov		
—	—	—	—	—	—	—	...	Dec		

天然ガス		Natural gas					単位 Unit : 1000m <sup>3</sup>			
8,939	8,939	—	—	8,939	8,939	—	...	C. Y.	2004	
7,686	7,686	—	—	7,686	7,686	—	...	C. Y.	2005	
7,447	7,447	—	—	7,447	7,447	—	...	C. Y.	2006	
7,212	7,212	—	—	7,212	7,212	—	...	C. Y.	2007	
7,126	7,126	—	—	7,126	7,126	—	...	C. Y.	2008	
7,335	7,335	—	—	7,335	7,335	—	...	F. Y.	2006	
7,319	7,319	—	—	7,319	7,319	—	...	F. Y.	2007	
1,847	1,847	—	—	1,847	1,847	—	...	Q1	2008	
1,864	1,864	—	—	1,864	1,864	—	...	Q2		
1,823	1,823	—	—	1,823	1,823	—	...	Q3		
1,592	1,592	—	—	1,592	1,592	—	...	Q4		
625	625	—	—	625	625	—	...	Jan	2008	
582	582	—	—	582	582	—	...	Feb		
640	640	—	—	640	640	—	...	Mar		
614	614	—	—	614	614	—	...	Apr		
630	630	—	—	630	630	—	...	May		
620	620	—	—	620	620	—	...	Jun		
635	635	—	—	635	635	—	...	Jul		
574	574	—	—	574	574	—	...	Aug		
614	614	—	—	614	614	—	...	Sep		
555	555	—	—	555	555	—	...	Oct		
567	567	—	—	567	567	—	...	Nov		
470	470	—	—	470	470	—	...	Dec		

液化天然ガス		LNG						単位 Unit : t
年・期・月	受入 Receipts	消 費			Consumption			月末在庫 Inventory
		合計 Total	ボイラ用 for Boilers	コージェネ レーション用 for Co-generation	ボイラ用及びコージェネレーション用以外に使用したもの for purposes other than boilers and co-generation	計 Total	直接加熱用 for Direct heating	
平成 16年	—	—	—	—	—	—	—	—
17	—	—	—	—	—	—	—	—
18	—	—	—	—	—	—	—	—
19	5,955	5,955	—	—	5,955	5,955	—	—
20	14,232	14,232	74	—	14,158	13,148	1,010	—
平成18年度	14	14	—	—	14	14	—	—
19	9,457	9,457	—	—	9,457	9,457	—	—
20年1~3月	3,516	3,516	—	—	3,516	3,516	—	—
4~6	3,900	3,900	—	—	3,900	3,900	—	—
7~9	3,079	3,079	—	—	3,079	2,834	245	—
10~12	3,737	3,737	74	—	3,663	2,898	765	—
平成20年1月	1,040	1,040	—	—	1,040	1,040	—	—
2	1,073	1,073	—	—	1,073	1,073	—	—
3	1,403	1,403	—	—	1,403	1,403	—	—
4	1,318	1,318	—	—	1,318	1,318	—	—
5	1,324	1,324	—	—	1,324	1,324	—	—
6	1,258	1,258	—	—	1,258	1,258	—	—
7	1,172	1,172	—	—	1,172	1,172	—	—
8	924	924	—	—	924	924	—	—
9	983	983	—	—	983	738	245	—
10	1,198	1,198	—	—	1,198	967	231	—
11	1,318	1,318	—	—	1,318	1,043	275	—
12	1,221	1,221	74	—	1,147	888	259	—

都市ガス(A)		Town gas(A)			単位 Unit : 1000m <sup>3</sup>		
平成 16年	2,277	2,277	—	—	2,277	2,277	—
17	2,844	2,844	—	—	2,844	2,844	—
18	33,324	33,324	1,115	—	32,209	32,207	2
19	43,892	43,892	1,185	—	42,707	42,707	—
20	45,897	45,897	1,151	—	44,746	44,746	—
平成18年度	35,876	35,876	1,126	—	34,750	34,750	—
19	45,720	45,720	1,181	—	44,539	44,539	—
20年1~3月	12,548	12,548	325	—	12,223	12,223	—
4~6	11,824	11,824	287	—	11,537	11,537	—
7~9	11,640	11,640	267	—	11,373	11,373	—
10~12	9,885	9,885	272	—	9,613	9,613	—
平成20年1月	3,752	3,752	97	—	3,655	3,655	—
2	4,307	4,307	120	—	4,187	4,187	—
3	4,489	4,489	108	—	4,381	4,381	—
4	3,933	3,933	103	—	3,830	3,830	—
5	3,740	3,740	89	—	3,651	3,651	—
6	4,151	4,151	95	—	4,056	4,056	—
7	4,087	4,087	95	—	3,992	3,992	—
8	3,446	3,446	80	—	3,366	3,366	—
9	4,107	4,107	92	—	4,015	4,015	—
10	4,070	4,070	95	—	3,975	3,975	—
11	3,472	3,472	99	—	3,373	3,373	—
12	2,343	2,343	78	—	2,265	2,265	—

都市ガス(B)		Town gas(B)			単位 Unit : 1000m <sup>3</sup>		
平成 16年	2,553	2,553	—	—	2,553	2,553	—
17	3,185	3,185	—	—	3,185	3,185	—
18	36,985	36,983	1,221	—	35,762	35,760	2
19	48,669	48,665	1,296	—	47,369	47,369	—
20	50,862	50,860	1,259	—	49,601	49,601	—
平成18年度	39,797	39,794	1,233	—	38,561	38,561	—
19	50,694	50,690	1,291	—	49,399	49,399	—
20年1~3月	13,905	13,903	355	—	13,548	13,548	—
4~6	13,103	13,103	314	—	12,789	12,789	—
7~9	12,897	12,898	293	—	12,605	12,605	—
10~12	10,957	10,956	297	—	10,659	10,659	—
平成20年1月	4,159	4,158	106	—	4,052	4,052	—
2	4,772	4,771	131	—	4,640	4,640	—
3	4,974	4,974	118	—	4,856	4,856	—
4	4,357	4,357	113	—	4,244	4,244	—
5	4,145	4,145	97	—	4,048	4,048	—
6	4,601	4,601	104	—	4,497	4,497	—
7	4,530	4,530	104	—	4,426	4,426	—
8	3,817	3,818	88	—	3,730	3,730	—
9	4,550	4,550	101	—	4,449	4,449	—
10	4,510	4,510	104	—	4,406	4,406	—
11	3,848	3,847	108	—	3,739	3,739	—
12	2,599	2,599	85	—	2,514	2,514	—

廃タイヤ		Used tires					単位 Unit : t	
受入 Receipts	合計 Total	消費		Consumption			月末在庫 Inventory	Year, quarter and month
		ボイラ用 for Boilers	コージェネ レーション用 for Co-generation	ボイラ用及びコージェネレーション用以外に使用したもの for purposes other than boilers and co-generation	計 Total	直接加熱用 for Direct heating		
—	—	—	—	—	—	—	—	C. Y. 2004
—	—	—	—	—	—	—	—	C. Y. 2005
—	—	—	—	—	—	—	—	C. Y. 2006
—	—	—	—	—	—	—	—	C. Y. 2007
—	—	—	—	—	—	—	—	C. Y. 2008
—	—	—	—	—	—	—	—	F. Y. 2006
—	—	—	—	—	—	—	—	F. Y. 2007
—	—	—	—	—	—	—	—	Q1 2008
—	—	—	—	—	—	—	—	Q2
—	—	—	—	—	—	—	—	Q3
—	—	—	—	—	—	—	—	Q4
—	—	—	—	—	—	—	—	Jan 2008
—	—	—	—	—	—	—	—	Feb
—	—	—	—	—	—	—	—	Mar
—	—	—	—	—	—	—	—	Apr
—	—	—	—	—	—	—	—	May
—	—	—	—	—	—	—	—	Jun
—	—	—	—	—	—	—	—	Jul
—	—	—	—	—	—	—	—	Aug
—	—	—	—	—	—	—	—	Sep
—	—	—	—	—	—	—	—	Oct
—	—	—	—	—	—	—	—	Nov
—	—	—	—	—	—	—	—	Dec

⑩ 機械工業

合計(原油換算)

Total(Crude petroleum equivalent)

単位 Unit : kl

年・期・月	受入 Receipts	消費 Consumption						月末在庫 Inventory
		合計 Total	ボイラ用 for Boilers	コージェネ レーション用 for Co-generation	ボイラ用及びコージェネレーション用以外に使用したものの for purposes other than boilers and Co-generation			
					計 Total	直接加熱用 for Direct heating	その他用 for Others	
平成16年	3,466,593	3,469,678	835,964	1,162,587	1,471,127	870,951	600,176	48,226
17	3,531,551	3,531,431	826,228	1,236,392	1,468,811	863,808	605,004	43,274
18	3,770,057	3,765,544	839,745	1,371,775	1,554,024	901,209	652,815	48,364
19	3,685,056	3,686,894	785,099	1,398,629	1,503,166	873,700	629,467	46,149
20	3,364,032	3,368,905	621,302	1,239,253	1,508,350	840,925	667,425	38,333
平成18年度	3,698,856	3,696,300	808,666	1,364,082	1,523,552	885,918	637,634	46,139
19	3,707,471	3,712,998	797,850	1,382,720	1,532,427	879,468	652,959	40,047
20年1~3月	1,057,774	1,063,362	273,922	333,690	455,750	240,937	214,813	40,047
4~6	733,059	733,045	107,092	288,708	337,245	201,552	135,693	37,930
7~9	814,911	814,592	109,058	335,825	369,710	200,293	169,417	37,956
10~12	758,289	757,906	131,230	281,031	345,644	198,144	147,501	38,333
平成20年1月	347,776	350,948	95,547	106,390	149,011	76,871	72,140	42,176
2	379,150	380,656	100,516	114,097	166,044	85,394	80,650	40,621
3	330,847	331,759	77,860	113,203	140,696	78,672	62,024	40,047
4	253,280	249,989	40,439	94,693	114,857	68,370	46,488	41,165
5	227,063	227,075	32,866	90,585	103,624	63,577	40,047	41,115
6	252,716	255,981	33,787	103,431	118,763	69,605	49,159	37,930
7	292,039	290,961	39,201	117,796	133,964	73,781	60,183	38,874
8	241,494	241,641	33,632	101,433	106,576	55,521	51,055	38,704
9	281,378	281,990	36,225	116,596	129,170	70,991	58,179	37,956
10	248,617	248,950	33,747	97,954	117,249	71,023	46,227	37,473
11	248,628	249,362	44,269	92,735	112,358	66,108	46,250	36,783
12	261,044	259,594	53,215	90,342	116,037	61,013	55,025	38,333

石油系燃料(原油換算)

Oil based fuels(Crude petroleum equivalent)

単位 Unit : kl

平成16年	1,408,815	1,411,086	401,515	274,012	735,559	318,244	417,315	45,882
17	1,253,916	1,255,043	355,307	201,178	698,558	288,187	410,371	40,331
18	1,144,388	1,139,840	288,206	158,302	693,332	287,503	405,829	45,630
19	933,014	934,353	231,902	95,405	607,046	244,483	362,562	43,820
20	794,144	799,245	187,904	64,306	547,035	217,525	329,510	37,772
平成18年度	1,067,512	1,065,860	262,594	138,577	664,688	276,403	388,285	43,277
19	900,471	905,576	218,746	88,991	597,840	239,060	358,780	37,769
20年1~3月	271,797	277,489	81,458	18,577	177,454	64,614	112,840	37,769
4~6	170,191	170,201	33,886	16,648	119,668	51,911	67,757	37,334
7~9	177,391	177,265	32,686	19,843	124,737	49,321	75,415	37,366
10~12	174,764	174,289	39,874	9,239	125,176	51,679	73,498	37,772
平成20年1月	90,606	93,790	29,706	5,382	58,702	20,905	37,797	39,994
2	100,283	102,481	30,757	6,380	65,345	22,740	42,605	37,737
3	80,908	81,218	20,996	6,815	53,408	20,970	32,438	37,769
4	63,505	60,273	12,835	5,736	41,702	18,392	23,310	40,521
5	52,549	52,526	10,970	4,686	36,870	16,127	20,743	40,499
6	54,137	57,402	10,080	6,225	41,096	17,393	23,704	37,334
7	66,031	64,999	11,764	7,387	45,848	19,006	26,843	38,315
8	51,745	51,951	10,179	6,204	35,567	13,028	22,539	38,196
9	59,616	60,315	10,743	6,252	43,321	17,288	26,033	37,366
10	54,691	55,004	9,969	3,479	41,556	18,166	23,391	36,907
11	57,210	57,898	13,927	2,782	41,189	17,357	23,832	36,254
12	62,864	61,387	15,978	2,978	42,431	16,156	26,275	37,772

ガソリン

Gasoline

単位 Unit : kl

平成16年	82,316	82,286	—	—	82,286	—	82,286	1,890
17	80,891	80,848	—	—	80,848	—	80,848	1,817
18	83,809	83,911	—	—	83,911	—	83,911	1,769
19	81,522	81,311	—	—	81,311	—	81,311	1,988
20	76,997	76,979	—	—	76,979	—	76,979	2,052
平成18年度	82,904	82,852	—	—	82,852	—	82,852	1,869
19	81,991	81,908	—	—	81,908	—	81,908	1,959
20年1~3月	21,227	21,253	—	—	21,253	—	21,253	1,959
4~6	19,229	19,212	—	—	19,212	—	19,212	1,986
7~9	19,135	19,018	—	—	19,018	—	19,018	2,104
10~12	17,406	17,496	—	—	17,496	—	17,496	2,052
平成20年1月	6,541	6,520	—	—	6,520	—	6,520	2,010
2	7,335	7,326	—	—	7,326	—	7,326	2,019
3	7,351	7,407	—	—	7,407	—	7,407	1,959
4	6,133	6,054	—	—	6,054	—	6,054	2,041
5	6,149	6,118	—	—	6,118	—	6,118	2,076
6	6,947	7,040	—	—	7,040	—	7,040	1,986
7	7,190	7,084	—	—	7,084	—	7,084	2,092
8	5,208	5,190	—	—	5,190	—	5,190	2,107
9	6,737	6,744	—	—	6,744	—	6,744	2,104
10	6,427	6,517	—	—	6,517	—	6,517	2,005
11	5,872	5,825	—	—	5,825	—	5,825	2,095
12	5,107	5,154	—	—	5,154	—	5,154	2,052

灯油		Kerosene						単位 Unit : kl	
受入 Receipts	消費 Consumption						月末在庫 Inventory	Year, quarter and month	
	合計 Total	ボイラ用 for Boilers	コージェネ レーション用 for Co-generation	ボイラ用及びコージェネレーション用以外に使用したもの for purposes other than boilers and Co-generation					
				計 Total	直接加熱用 for Direct heating	その他用 for Others			
192,095	192,841	70,432	25,878	96,531	52,164	44,367	9,529	C. Y. 2004	
159,605	161,989	56,707	12,628	92,654	50,460	42,194	7,106	C. Y. 2005	
170,386	169,064	47,848	32,868	88,348	44,116	44,232	8,947	C. Y. 2006	
134,703	134,622	38,774	19,655	76,193	37,526	38,667	8,827	C. Y. 2007	
119,457	120,211	32,646	17,588	69,977	33,883	36,094	8,092	C. Y. 2008	
157,649	156,550	43,240	31,839	81,471	41,651	39,820	8,625	F. Y. 2006	
130,053	130,686	36,642	17,509	76,535	37,339	39,196	7,801	F. Y. 2007	
44,285	45,255	15,896	4,667	24,692	9,840	14,852	7,801	Q1 2008	
25,358	25,263	5,485	5,657	14,121	8,486	5,635	8,045	Q2	
26,792	26,533	4,688	6,652	15,193	8,151	7,042	8,203	Q3	
23,022	23,160	6,577	612	15,971	7,406	8,565	8,092	Q4	
14,448	15,092	5,389	924	8,779	3,179	5,600	8,141	Jan 2008	
17,085	17,069	6,310	1,536	9,223	3,406	5,817	8,143	Feb	
12,752	13,094	4,197	2,207	6,690	3,255	3,435	7,801	Mar	
9,126	8,822	1,942	1,981	4,899	2,893	2,006	8,151	Apr	
7,768	7,735	1,776	1,554	4,405	2,651	1,754	8,195	May	
8,464	8,706	1,767	2,122	4,817	2,942	1,875	8,045	Jun	
9,745	9,518	1,675	2,439	5,404	3,063	2,341	8,216	Jul	
7,728	7,772	1,434	2,033	4,305	2,312	1,993	8,129	Aug	
9,319	9,243	1,579	2,180	5,484	2,776	2,708	8,203	Sep	
6,351	6,546	1,507	473	4,566	2,606	1,960	7,979	Oct	
7,713	7,808	2,087	60	5,661	2,527	3,134	7,893	Nov	
8,958	8,806	2,983	79	5,744	2,273	3,471	8,092	Dec	
軽油		Gas oil						単位 Unit : kl	
受入 Receipts	消費 Consumption						月末在庫 Inventory	Year, quarter and month	
	合計 Total	ボイラ用 for Boilers	コージェネ レーション用 for Co-generation	ボイラ用及びコージェネレーション用以外に使用したもの for purposes other than boilers and Co-generation					
				計 Total	直接加熱用 for Direct heating	その他用 for Others			
56,065	55,861	—	—	55,861	5,104	50,757	2,044	C. Y. 2004	
56,676	55,752	—	—	55,752	2,299	53,453	2,502	C. Y. 2005	
56,156	55,751	—	126	55,625	704	54,921	2,750	C. Y. 2006	
54,097	53,891	—	407	53,484	506	52,978	2,918	C. Y. 2007	
53,055	52,652	—	412	52,240	417	51,823	3,294	C. Y. 2008	
55,596	55,075	—	200	54,875	676	54,199	2,792	F. Y. 2006	
54,548	54,372	—	438	53,934	473	53,461	2,964	F. Y. 2007	
14,278	14,226	—	105	14,121	107	14,014	2,964	Q1 2008	
12,848	12,756	—	103	12,653	119	12,534	3,056	Q2	
13,227	13,154	—	107	13,047	114	12,933	3,131	Q3	
12,702	12,516	—	97	12,419	77	12,342	3,294	Q4	
4,131	4,159	—	34	4,125	29	4,096	2,890	Jan 2008	
4,988	5,001	—	35	4,966	32	4,934	2,874	Feb	
5,159	5,066	—	36	5,030	46	4,984	2,964	Mar	
4,359	4,338	—	35	4,303	37	4,266	2,985	Apr	
3,930	3,872	—	33	3,839	36	3,803	3,042	May	
4,559	4,546	—	35	4,511	46	4,465	3,056	Jun	
4,874	4,732	—	37	4,695	40	4,655	3,198	Jul	
3,486	3,665	—	32	3,633	38	3,595	3,036	Aug	
4,867	4,757	—	38	4,719	36	4,683	3,131	Sep	
4,749	4,654	—	34	4,620	25	4,595	3,220	Oct	
4,202	4,110	—	33	4,077	29	4,048	3,316	Nov	
3,751	3,752	—	30	3,722	23	3,699	3,294	Dec	
重油計		Heavy fuel oil total						単位 Unit : kl	
受入 Receipts	消費 Consumption						月末在庫 Inventory	Year, quarter and month	
	合計 Total	ボイラ用 for Boilers	コージェネ レーション用 for Co-generation	ボイラ用及びコージェネレーション用以外に使用したもの for purposes other than boilers and Co-generation					
				計 Total	直接加熱用 for Direct heating	その他用 for Others			
714,157	715,390	300,845	179,940	234,605	71,615	162,990	27,959	C. Y. 2004	
593,427	593,678	253,524	125,841	214,313	64,274	150,039	24,226	C. Y. 2005	
501,293	498,310	198,284	97,775	202,251	67,091	135,160	27,586	C. Y. 2006	
384,965	386,495	156,485	54,581	175,429	60,822	114,607	25,945	C. Y. 2007	
303,307	307,241	121,146	31,096	154,999	55,165	99,834	21,638	C. Y. 2008	
454,717	454,621	179,885	82,530	192,206	65,355	126,851	25,433	F. Y. 2006	
365,650	369,430	146,211	51,569	171,650	60,108	111,542	22,088	F. Y. 2007	
118,923	123,051	54,221	9,841	58,989	15,344	43,645	22,088	Q1 2008	
58,236	58,459	21,208	7,216	30,035	13,708	16,327	21,330	Q2	
61,673	61,667	21,110	9,285	31,272	12,500	18,772	21,345	Q3	
64,475	64,064	24,607	4,754	34,703	13,613	21,090	21,638	Q4	
41,773	44,047	20,462	3,050	20,535	4,945	15,590	23,662	Jan 2008	
44,608	46,608	20,402	3,515	22,691	5,196	17,495	21,620	Feb	
32,542	32,396	13,357	3,276	15,763	5,203	10,560	22,088	Mar	
24,501	22,045	8,263	2,451	11,331	5,119	6,212	24,045	Apr	
17,842	17,657	6,860	1,950	8,847	4,273	4,574	24,198	May	
15,893	18,757	6,085	2,815	9,857	4,316	5,541	21,330	Jun	
24,052	23,393	7,744	3,648	12,001	5,299	6,702	21,992	Jul	
18,351	18,420	6,623	2,804	8,993	2,941	6,052	22,044	Aug	
19,270	19,854	6,743	2,833	10,278	4,260	6,018	21,345	Sep	
18,224	18,332	6,125	1,822	10,385	4,862	5,523	21,183	Oct	
20,292	20,931	8,879	1,362	10,690	4,284	6,406	20,488	Nov	
25,959	24,801	9,603	1,570	13,628	4,467	9,161	21,638	Dec	

A重油		Heavy fuel oil A						単位 Unit : kl	
年・期・月	受入 Receipts	消費 Consumption						月末在庫 Inventory	
		合計 Total	ボイラ用 for Boilers	コージェネ レーション用 for Co-generation	ボイラ用及びコージェネレーション用以外に使用したものの for purposes other than boilers and Co-generation				
					計 Total	直接加熱用 for Direct heating	その他用 for Others		
平成16年	670,339	670,993	288,493	172,622	209,878	58,569	151,309	23,523	
17	561,709	561,200	246,575	125,841	188,784	50,953	137,831	20,566	
18	476,138	473,631	194,474	97,775	181,382	55,793	125,589	23,961	
19	363,298	365,323	151,328	54,581	159,414	49,644	109,770	21,824	
20	290,249	292,327	119,036	31,096	142,195	44,235	97,960	19,387	
平成18年度	432,356	431,938	176,454	82,530	172,954	54,315	118,639	21,225	
19	345,902	348,105	140,425	51,569	156,111	48,875	107,236	19,140	
20年1～3月	114,729	117,368	52,138	9,841	55,389	12,563	42,826	19,140	
4～6	55,548	55,551	21,199	7,216	27,136	11,243	15,893	18,893	
7～9	58,210	58,497	21,096	9,285	28,116	9,557	18,559	18,614	
10～12	61,762	60,911	24,603	4,754	31,554	10,872	20,682	19,387	
平成20年1月	39,802	41,779	19,346	3,050	19,383	4,162	15,221	19,838	
2	43,792	44,706	19,655	3,515	21,536	4,206	17,330	18,882	
3	31,135	30,883	13,137	3,276	14,470	4,195	10,275	19,140	
4	23,198	20,934	8,261	2,451	10,222	4,241	5,981	21,195	
5	16,608	16,612	6,857	1,950	7,805	3,385	4,420	21,160	
6	15,742	18,005	6,081	2,815	9,109	3,617	5,492	18,893	
7	22,878	22,211	7,735	3,648	10,828	4,197	6,631	19,563	
8	17,232	17,484	6,619	2,804	8,061	2,057	6,004	19,432	
9	18,100	18,802	6,742	2,833	9,227	3,303	5,924	18,614	
10	16,929	17,120	6,123	1,822	9,175	3,787	5,388	18,408	
11	20,086	19,988	8,878	1,362	9,748	3,442	6,306	18,450	
12	24,747	23,803	9,602	1,570	12,631	3,643	8,988	19,387	

B・C重油		Heavy fuel oil B・C						単位 Unit : kl	
年・期・月	受入 Receipts	消費 Consumption						月末在庫 Inventory	
		合計 Total	ボイラ用 for Boilers	コージェネ レーション用 for Co-generation	ボイラ用及びコージェネレーション用以外に使用したものの for purposes other than boilers and Co-generation				
					計 Total	直接加熱用 for Direct heating	その他用 for Others		
平成16年	43,818	44,397	12,352	7,318	24,727	13,046	11,681	4,436	
17	31,718	32,478	6,949	—	25,529	13,321	12,208	3,660	
18	25,155	24,679	3,810	—	20,869	11,298	9,571	3,625	
19	21,667	21,172	5,157	—	16,015	11,178	4,837	4,121	
20	13,058	14,914	2,110	—	12,804	10,930	1,874	2,251	
平成18年度	22,361	22,683	3,431	—	19,252	11,040	8,212	4,208	
19	19,748	21,325	5,786	—	15,539	11,233	4,306	2,948	
20年1～3月	4,194	5,683	2,083	—	3,600	2,781	819	2,948	
4～6	2,688	2,908	9	—	2,899	2,465	434	2,437	
7～9	3,463	3,170	14	—	3,156	2,943	213	2,731	
10～12	2,713	3,153	4	—	3,149	2,741	408	2,251	
平成20年1月	1,971	2,268	1,116	—	1,152	783	369	3,824	
2	816	1,902	747	—	1,155	990	165	2,738	
3	1,407	1,513	220	—	1,293	1,008	285	2,948	
4	1,303	1,111	2	—	1,109	878	231	2,850	
5	1,234	1,045	3	—	1,042	888	154	3,038	
6	151	752	4	—	748	699	49	2,437	
7	1,174	1,182	9	—	1,173	1,102	71	2,429	
8	1,119	936	4	—	932	884	48	2,612	
9	1,170	1,052	1	—	1,051	957	94	2,731	
10	1,295	1,212	2	—	1,210	1,075	135	2,775	
11	206	943	1	—	942	842	100	2,038	
12	1,212	998	1	—	997	824	173	2,251	

炭化水素油		Hydrocarbon oil						単位 Unit : kl	
年・期・月	受入 Receipts	消費 Consumption						月末在庫 Inventory	
		合計 Total	ボイラ用 for Boilers	コージェネ レーション用 for Co-generation	ボイラ用及びコージェネレーション用以外に使用したものの for purposes other than boilers and Co-generation				
					計 Total	直接加熱用 for Direct heating	その他用 for Others		
平成16年	4,141	4,136	—	—	4,136	3,675	461	28	
17	1,692	1,703	—	—	1,703	97	1,606	10	
18	2,033	2,033	—	—	2,033	—	2,033	10	
19	2,250	2,252	—	—	2,252	—	2,252	8	
20	1,948	1,946	—	—	1,946	—	1,946	10	
平成18年度	1,956	1,954	—	—	1,954	—	1,954	11	
19	2,150	2,153	—	—	2,153	—	2,153	8	
20年1～3月	398	398	—	—	398	—	398	8	
4～6	491	487	—	—	487	—	487	12	
7～9	584	588	—	—	588	—	588	8	
10～12	475	473	—	—	473	—	473	10	
平成20年1月	117	117	—	—	117	—	117	8	
2	145	144	—	—	144	—	144	9	
3	136	137	—	—	137	—	137	8	
4	159	157	—	—	157	—	157	10	
5	125	126	—	—	126	—	126	9	
6	207	204	—	—	204	—	204	12	
7	185	188	—	—	188	—	188	9	
8	163	163	—	—	163	—	163	9	
9	236	237	—	—	237	—	237	8	
10	171	169	—	—	169	—	169	10	
11	171	172	—	—	172	—	172	9	
12	133	132	—	—	132	—	132	10	

液化石油ガス		Liquefied petroleum gas					単位 Unit : t	
受入 Receipts	消費 Consumption						月末在庫 Inventory	Year, quarter and month
	合計 Total	ボイラ用 for Boilers	コージェネ レーション用 for Co-generation	ボイラ用及びコージェネレーション用以外に使用したもの for purposes other than boilers and Co-generation				
				計 Total	直接加熱用 for Direct heating	その他用 for Others		
270,258	270,631	19,081	49,061	202,489	140,642	61,847	3,060	C. Y. 2004
273,352	272,956	31,090	45,840	196,026	129,826	66,200	3,272	C. Y. 2005
252,327	252,420	29,694	20,181	202,545	133,148	69,397	3,187	C. Y. 2006
211,317	211,531	25,970	15,408	170,153	110,270	59,883	2,873	C. Y. 2007
191,095	191,620	26,202	12,043	153,375	97,863	55,512	2,300	C. Y. 2008
240,676	240,715	27,924	17,741	195,050	127,891	67,159	3,177	F. Y. 2006
206,652	207,284	26,186	14,567	166,531	107,132	59,399	2,433	F. Y. 2007
57,919	58,316	8,724	3,128	46,464	30,072	16,392	2,433	Q1 2008
43,326	43,302	5,528	2,965	34,809	22,641	12,168	2,447	Q2
44,793	45,036	5,265	3,085	36,686	21,817	14,869	2,197	Q3
45,057	44,966	6,685	2,865	35,416	23,333	12,083	2,300	Q4
18,709	18,896	2,926	1,060	14,910	9,758	5,152	2,643	Jan 2008
20,858	20,942	3,128	1,019	16,795	10,785	6,010	2,559	Feb
18,352	18,478	2,670	1,049	14,759	9,529	5,230	2,433	Mar
15,313	15,042	2,015	1,026	12,001	7,905	4,096	2,703	Apr
13,412	13,635	1,794	922	10,919	7,006	3,913	2,461	May
14,601	14,625	1,719	1,017	11,889	7,730	4,159	2,447	Jun
16,019	16,079	1,791	1,030	13,258	8,097	5,161	2,387	Jul
13,382	13,344	1,621	1,076	10,647	5,914	4,733	2,419	Aug
15,392	15,613	1,853	979	12,781	7,806	4,975	2,197	Sep
14,935	14,965	1,791	881	12,293	8,136	4,157	2,131	Oct
15,122	15,145	2,268	1,003	11,874	8,032	3,842	2,140	Nov
15,000	14,856	2,626	981	11,249	7,165	4,084	2,300	Dec

石油系炭化水素ガス		Hydrocarbon gas					単位 Unit : 1000m <sup>3</sup>	
—	—	—	—	—	—	—	—	C. Y. 2004
—	—	—	—	—	—	—	—	C. Y. 2005
—	—	—	—	—	—	—	—	C. Y. 2006
—	—	—	—	—	—	—	—	C. Y. 2007
—	—	—	—	—	—	—	—	C. Y. 2008
—	—	—	—	—	—	—	—	F. Y. 2006
—	—	—	—	—	—	—	—	F. Y. 2007
—	—	—	—	—	—	—	—	Q1 2008
—	—	—	—	—	—	—	—	Q2
—	—	—	—	—	—	—	—	Q3
—	—	—	—	—	—	—	—	Q4
—	—	—	—	—	—	—	—	Jan 2008
—	—	—	—	—	—	—	—	Feb
—	—	—	—	—	—	—	—	Mar
—	—	—	—	—	—	—	—	Apr
—	—	—	—	—	—	—	—	May
—	—	—	—	—	—	—	—	Jun
—	—	—	—	—	—	—	—	Jul
—	—	—	—	—	—	—	—	Aug
—	—	—	—	—	—	—	—	Sep
—	—	—	—	—	—	—	—	Oct
—	—	—	—	—	—	—	—	Nov
—	—	—	—	—	—	—	—	Dec

非石油系燃料(原油換算)		Non-oil based fuels (Crude petroleum equivalent)					単位 Unit : kl	
2,057,777	2,058,592	434,449	888,575	735,568	552,707	182,860	2,344	C. Y. 2004
2,277,636	2,276,388	470,921	1,035,214	770,253	575,621	194,632	2,943	C. Y. 2005
2,625,669	2,625,704	551,539	1,213,472	860,692	613,706	246,986	2,735	C. Y. 2006
2,752,042	2,752,541	553,197	1,303,224	896,120	629,216	266,904	2,329	C. Y. 2007
2,569,888	2,569,661	433,399	1,174,947	961,315	623,400	337,915	562	C. Y. 2008
2,631,343	2,630,441	546,072	1,225,505	858,864	609,514	249,349	2,862	F. Y. 2006
2,807,000	2,807,421	579,105	1,293,729	934,588	640,408	294,179	2,278	F. Y. 2007
785,976	785,873	192,464	315,113	278,296	176,323	101,973	2,278	Q1 2008
562,868	562,844	73,206	272,061	217,577	149,640	67,937	596	Q2
637,520	637,327	76,372	315,982	244,974	150,971	94,002	590	Q3
583,525	583,617	91,357	271,792	220,468	146,465	74,003	562	Q4
257,170	257,158	65,841	101,008	90,309	55,967	34,343	2,182	Jan 2008
278,867	278,175	69,759	107,717	100,699	62,655	38,044	2,884	Feb
249,939	250,540	56,864	106,388	87,288	57,702	29,586	2,278	Mar
189,775	189,716	27,603	88,957	73,156	49,978	23,178	644	Apr
174,514	174,549	21,896	85,899	66,754	47,450	19,304	616	May
198,579	198,579	23,707	97,205	77,667	52,212	25,455	596	Jun
226,008	225,962	27,437	110,410	88,116	54,775	33,341	559	Jul
189,749	189,689	23,453	95,228	71,009	42,493	28,516	508	Aug
221,762	221,675	25,482	110,344	85,849	53,703	32,146	590	Sep
193,926	193,946	23,778	94,475	75,693	52,857	22,836	566	Oct
191,418	191,464	30,342	89,954	71,169	48,751	22,417	529	Nov
198,180	198,207	37,237	87,364	73,606	44,857	28,750	562	Dec

年・期・月	受入 Receipts	Coal						月末在庫 Inventory
		合計 Total	ボイラ用 for Boilers	コージェネ レーション用 for Co-generation	消費 Consumption ボイラ用及びコージェネレーション用以外に使用したもの for purposes other than boilers and Co-generation			
					計 Total	直接加熱用 for Direct heating	その他用 for Others	
平成16年	274,571	276,785	276,785	—	—	—	—	2,175
17	271,237	270,216	270,158	—	58	—	58	3,196
18	290,531	290,727	290,680	—	47	—	47	2,568
19	269,606	269,549	269,510	—	39	—	39	2,625
20	86,322	86,402	86,395	—	7	—	7	—
平成18年度	285,355	284,609	284,554	—	55	—	55	2,594
19	274,593	274,642	274,604	—	38	—	38	2,545
20年1～3月	76,077	76,157	76,150	—	7	—	7	2,545
4～6	3,355	3,355	3,355	—	—	—	—	—
7～9	2,902	2,902	2,902	—	—	—	—	—
10～12	3,988	3,988	3,988	—	—	—	—	—
平成20年1月	23,679	23,820	23,813	—	7	—	7	2,484
2	26,597	25,733	25,733	—	—	—	—	3,348
3	25,801	26,604	26,604	—	—	—	—	2,545
4	1,145	1,145	1,145	—	—	—	—	—
5	1,065	1,065	1,065	—	—	—	—	—
6	1,145	1,145	1,145	—	—	—	—	—
7	1,078	1,078	1,078	—	—	—	—	—
8	939	939	939	—	—	—	—	—
9	885	885	885	—	—	—	—	—
10	1,064	1,064	1,064	—	—	—	—	—
11	1,367	1,367	1,367	—	—	—	—	—
12	1,557	1,557	1,557	—	—	—	—	—

年・期・月	受入 Receipts	Coal coke						月末在庫 Inventory
		合計 Total	ボイラ用 for Boilers	コージェネ レーション用 for Co-generation	消費 Consumption ボイラ用及びコージェネレーション用以外に使用したもの for purposes other than boilers and Co-generation			
					計 Total	直接加熱用 for Direct heating	その他用 for Others	
平成16年	82,975	82,080	—	—	82,080	80,435	1,645	1,038
17	77,637	77,015	—	—	77,015	75,076	1,939	802
18	74,530	74,957	—	—	74,957	72,887	2,070	374
19	71,279	71,452	—	—	71,452	69,701	1,751	201
20	62,682	62,701	—	—	62,701	60,955	1,746	182
平成18年度	72,694	72,811	—	—	72,811	70,790	2,021	308
19	72,217	72,241	—	—	72,241	70,366	1,875	284
20年1～3月	18,249	18,166	—	—	18,166	17,544	622	284
4～6	17,054	17,025	—	—	17,025	16,439	586	313
7～9	15,848	15,888	—	—	15,888	15,516	372	273
10～12	11,531	11,622	—	—	11,622	11,456	166	182
平成20年1月	5,539	5,567	—	—	5,567	5,354	213	173
2	6,441	6,302	—	—	6,302	6,097	205	312
3	6,269	6,297	—	—	6,297	6,093	204	284
4	5,582	5,581	—	—	5,581	5,347	234	285
5	5,458	5,424	—	—	5,424	5,274	150	319
6	6,014	6,020	—	—	6,020	5,818	202	313
7	6,457	6,536	—	—	6,536	6,365	171	234
8	3,789	3,781	—	—	3,781	3,759	22	242
9	5,602	5,571	—	—	5,571	5,392	179	273
10	4,813	4,848	—	—	4,848	4,682	166	238
11	4,186	4,183	—	—	4,183	4,183	—	241
12	2,532	2,591	—	—	2,591	2,591	—	182

年・期・月	受入 Receipts	Coke oven gas						月末在庫 Inventory
		合計 Total	ボイラ用 for Boilers	コージェネ レーション用 for Co-generation	消費 Consumption ボイラ用及びコージェネレーション用以外に使用したもの for purposes other than boilers and Co-generation			
					計 Total	直接加熱用 for Direct heating	その他用 for Others	
平成16年	—	—	—	—	—	—	—	—
17	—	—	—	—	—	—	—	—
18	—	—	—	—	—	—	—	—
19	—	—	—	—	—	—	—	—
20	—	—	—	—	—	—	—	—
平成18年度	—	—	—	—	—	—	—	—
19	—	—	—	—	—	—	—	—
20年1～3月	—	—	—	—	—	—	—	—
4～6	—	—	—	—	—	—	—	—
7～9	—	—	—	—	—	—	—	—
10～12	—	—	—	—	—	—	—	—
平成20年1月	—	—	—	—	—	—	—	—
2	—	—	—	—	—	—	—	—
3	—	—	—	—	—	—	—	—
4	—	—	—	—	—	—	—	—
5	—	—	—	—	—	—	—	—
6	—	—	—	—	—	—	—	—
7	—	—	—	—	—	—	—	—
8	—	—	—	—	—	—	—	—
9	—	—	—	—	—	—	—	—
10	—	—	—	—	—	—	—	—
11	—	—	—	—	—	—	—	—
12	—	—	—	—	—	—	—	—

天然ガス		Natural gas						単位 Unit : 1000m <sup>3</sup>			
受入 Receipts	消費 Consumption							月末在庫 Inventory	Year, quarter and month		
	合計 Total	ボイラ用 for Boilers	コージェネ レーション用 for Co-generation	ボイラ用及びコージェネレーション用以外に使用したもの for purposes other than boilers and Co-generation			計 Total			直接加熱用 for Direct heating	その他用 for Others
51,848	51,844	262	35,962	15,620	14,555	1,065	—	C. Y.	2004		
50,090	50,090	177	34,581	15,332	14,829	503	—	C. Y.	2005		
60,488	60,488	3,620	34,636	22,232	19,944	2,288	—	C. Y.	2006		
85,068	85,068	9,896	47,370	27,802	23,889	3,913	—	C. Y.	2007		
86,186	86,186	11,066	47,257	27,863	23,276	4,587	—	C. Y.	2008		
70,331	70,331	6,922	37,955	25,454	21,850	3,604	—	F. Y.	2006		
86,556	86,556	10,245	48,341	27,970	24,002	3,968	—	F. Y.	2007		
24,752	24,752	3,682	12,394	8,676	6,839	1,837	—	Q1	2008		
19,377	19,377	2,065	11,078	6,234	5,692	542	—	Q2			
21,738	21,738	2,564	12,433	6,741	5,544	1,197	—	Q3			
20,319	20,319	2,755	11,352	6,212	5,201	1,011	—	Q4			
7,917	7,917	1,171	3,997	2,749	2,122	627	—	Jan	2008		
8,530	8,530	1,368	4,047	3,115	2,359	756	—	Feb			
8,305	8,305	1,143	4,350	2,812	2,358	454	—	Mar			
6,511	6,511	659	3,717	2,135	1,911	224	—	Apr			
5,975	5,975	618	3,431	1,926	1,791	135	—	May			
6,891	6,891	788	3,930	2,173	1,990	183	—	Jun			
7,734	7,734	930	4,225	2,579	2,048	531	—	Jul			
6,838	6,838	731	4,187	1,920	1,578	342	—	Aug			
7,166	7,166	903	4,021	2,242	1,918	324	—	Sep			
6,889	6,889	784	4,003	2,102	1,901	201	—	Oct			
6,816	6,816	959	3,858	1,999	1,695	304	—	Nov			
6,614	6,614	1,012	3,491	2,111	1,605	506	—	Dec			

液化天然ガス		LNG						単位 Unit : t	
69,279	69,279	15,726	15,591	37,962	27,973	9,989	8	C. Y.	2004
84,678	84,623	11,594	22,722	50,307	40,717	9,590	60	C. Y.	2005
106,267	105,970	15,095	28,654	62,221	49,357	12,864	457	C. Y.	2006
111,343	111,625	10,225	40,351	61,049	46,196	14,853	240	C. Y.	2007
106,663	106,454	8,792	39,936	57,726	41,698	16,028	300	C. Y.	2008
106,286	105,954	14,177	29,319	62,458	50,159	12,299	570	F. Y.	2006
113,036	113,293	9,770	43,572	59,951	44,087	15,864	264	F. Y.	2007
29,565	29,499	2,792	10,985	15,722	11,092	4,630	264	Q1	2008
24,267	24,266	1,635	8,648	13,983	10,474	3,509	254	Q2	
27,016	26,858	1,894	10,768	14,196	10,139	4,057	271	Q3	
25,815	25,831	2,471	9,535	13,825	9,993	3,832	300	Q4	
9,485	9,395	917	3,553	4,925	3,520	1,405	284	Jan	2008
10,456	10,447	1,084	3,752	5,611	3,879	1,732	300	Feb	
9,624	9,657	791	3,680	5,186	3,693	1,493	264	Mar	
8,068	8,027	576	2,742	4,709	3,529	1,180	303	Apr	
7,367	7,410	498	2,574	4,338	3,320	1,018	265	May	
8,832	8,829	561	3,332	4,936	3,625	1,311	254	Jun	
9,726	9,651	623	3,867	5,161	3,639	1,522	270	Jul	
7,931	7,893	566	3,071	4,256	3,107	1,149	230	Aug	
9,359	9,314	705	3,830	4,779	3,393	1,386	271	Sep	
9,222	9,217	626	3,653	4,938	3,648	1,290	273	Oct	
8,659	8,693	869	3,071	4,753	3,512	1,241	245	Nov	
7,934	7,921	976	2,811	4,134	2,833	1,301	300	Dec	

都市ガス(A)		Town gas(A)						単位 Unit : 1000m <sup>3</sup>	
1,393,631	1,393,617	183,723	692,642	517,252	375,467	141,785	—	C. Y.	2004
1,608,676	1,608,702	240,155	824,686	543,861	390,828	153,033	—	C. Y.	2005
1,851,648	1,851,637	285,422	968,816	597,399	404,848	192,551	—	C. Y.	2006
1,911,647	1,911,648	291,263	1,007,260	613,125	409,996	203,129	—	C. Y.	2007
1,891,375	1,891,375	302,056	908,998	680,321	417,592	262,729	—	C. Y.	2008
1,848,174	1,848,172	280,783	975,199	592,190	399,233	192,957	—	F. Y.	2006
1,949,300	1,949,301	311,536	994,587	643,178	417,616	225,562	—	F. Y.	2007
556,666	556,666	115,279	243,612	197,775	118,455	79,320	—	Q1	2008
419,287	419,287	57,123	211,066	151,098	98,513	52,585	—	Q2	
477,938	477,938	58,812	244,789	174,337	100,663	73,674	—	Q3	
437,484	437,484	70,842	209,531	157,111	99,961	57,150	—	Q4	
183,630	183,630	40,876	78,012	64,742	37,794	26,948	—	Jan	2008
197,956	197,956	42,665	83,454	71,837	42,312	29,525	—	Feb	
175,080	175,080	31,738	82,146	61,196	38,349	22,847	—	Mar	
141,711	141,711	21,865	68,982	50,864	32,964	17,900	—	Apr	
130,118	130,118	17,066	66,880	46,172	31,230	14,942	—	May	
147,458	147,458	18,192	75,204	54,062	34,319	19,743	—	Jun	
168,681	168,681	21,162	85,533	61,986	36,064	25,922	—	Jul	
142,611	142,611	18,101	73,574	50,936	28,398	22,538	—	Aug	
166,646	166,646	19,549	85,682	61,415	36,201	25,214	—	Sep	
143,803	143,803	18,281	72,345	53,177	35,655	17,522	—	Oct	
143,105	143,105	23,635	69,380	50,090	32,840	17,250	—	Nov	
150,576	150,576	28,926	67,806	53,844	31,466	22,378	—	Dec	

都市ガス(B)		Town gas(B)						単位 Unit : 1000m <sup>3</sup>	
年・期・月	受入 Receipts	消費 Consumption						月末在庫 Inventory	Year, quarter and month
		合計 Total	ボイラ用 for Boilers	コージェネ レーション用 for Co-generation	ボイラ用及びコージェネレーション用以外に使用したもの for purposes other than boilers and Co-generation				
					計 Total	直接加熱用 for Direct heating	その他用 for Others		
平成16年	1,530,559	1,530,542	203,545	769,417	557,580	403,224	154,357	—	C. Y. 2004
17	1,722,321	1,722,350	247,296	897,627	577,428	411,274	166,154	—	C. Y. 2005
18	1,996,603	1,996,589	300,875	1,055,387	640,327	431,728	208,599	—	C. Y. 2006
19	2,098,868	2,098,869	316,330	1,110,623	671,917	448,742	223,174	—	C. Y. 2007
20	2,088,089	2,088,088	330,675	1,003,267	754,146	463,364	290,781	—	C. Y. 2008
平成18年度	1,996,777	1,996,775	297,689	1,062,386	636,700	426,407	210,292	—	F. Y. 2006
19	2,152,209	2,152,210	341,137	1,099,583	711,489	463,326	248,163	—	F. Y. 2007
20年1~3月	613,981	613,981	126,002	269,001	218,977	131,503	87,474	—	Q1 2008
4~6	462,956	462,955	62,476	232,960	167,519	109,204	58,315	—	Q2
7~9	528,244	528,243	64,867	270,066	193,310	111,719	81,590	—	Q3
10~12	482,908	482,908	77,330	231,239	174,339	110,937	63,402	—	Q4
平成20年1月	202,404	202,404	44,649	86,159	71,597	41,946	29,650	—	Jan 2008
2	218,426	218,425	46,706	92,159	79,560	46,985	32,575	—	Feb
3	193,151	193,151	34,647	90,683	67,821	42,572	25,249	—	Mar
4	156,375	156,375	23,813	76,185	56,376	36,524	19,852	—	Apr
5	143,643	143,642	18,636	73,832	51,175	34,601	16,574	—	May
6	162,939	162,938	20,027	82,943	59,968	38,079	21,889	—	Jun
7	186,411	186,411	23,349	94,354	68,709	40,022	28,687	—	Jul
8	157,598	157,598	19,970	81,156	56,471	31,525	24,946	—	Aug
9	184,234	184,234	21,549	94,557	68,129	40,173	27,957	—	Sep
10	158,952	158,952	20,063	79,868	59,020	39,563	19,457	—	Oct
11	157,674	157,674	25,546	76,538	55,591	36,453	19,138	—	Nov
12	166,283	166,283	31,721	74,833	59,729	34,922	24,807	—	Dec

廃タイヤ		Used tires						単位 Unit : t	
平成16年	176	176	—	—	176	—	176	—	C. Y. 2004
17	137	137	—	—	137	—	137	—	C. Y. 2005
18	152	152	—	—	152	—	152	—	C. Y. 2006
19	—	—	—	—	—	—	—	—	C. Y. 2007
20	—	—	—	—	—	—	—	—	C. Y. 2008
平成18年度	101	101	—	—	101	—	101	—	F. Y. 2006
19	—	—	—	—	—	—	—	—	F. Y. 2007
20年1~3月	—	—	—	—	—	—	—	—	Q1 2008
4~6	—	—	—	—	—	—	—	—	Q2
7~9	—	—	—	—	—	—	—	—	Q3
10~12	—	—	—	—	—	—	—	—	Q4
平成20年1月	—	—	—	—	—	—	—	—	Jan 2008
2	—	—	—	—	—	—	—	—	Feb
3	—	—	—	—	—	—	—	—	Mar
4	—	—	—	—	—	—	—	—	Apr
5	—	—	—	—	—	—	—	—	May
6	—	—	—	—	—	—	—	—	Jun
7	—	—	—	—	—	—	—	—	Jul
8	—	—	—	—	—	—	—	—	Aug
9	—	—	—	—	—	—	—	—	Sep
10	—	—	—	—	—	—	—	—	Oct
11	—	—	—	—	—	—	—	—	Nov
12	—	—	—	—	—	—	—	—	Dec



(3) 電力受払 Electricity input and output

種別	購入電力及び自家発電 Purchase and Generation by own power station				
	計 Total	購入電力(買電) Purchase	自家発電 Generation by own power station		
			計 Total	火力 Thermal	コージェネレーション Co-generation
合計	244,947,458	131,042,343	113,905,115	82,326,360	19,497,287
事業所重複分補正量	14,344,963	3,965,814	10,379,149	9,781,475	136,792
パルプ・紙・板紙工業	35,137,355	9,215,947	25,921,408	23,662,145	1,897,428
化学工業	45,934,653	22,233,228	23,701,425	18,721,260	2,737,118
化学繊維製品工業	7,012,475	3,189,194	3,823,281	3,287,798	491,464
石油製品工業	23,242,959	2,710,376	20,532,583	11,556,499	8,718,968
窯業・土石製品工業	19,941,276	5,793,004	14,148,272	12,755,476	100,672
ガラス製品工業	2,199,542	2,060,146	139,396	—	76,651
鉄鋼業	84,185,958	54,126,020	30,059,938	21,838,031	1,416,441
非鉄金属地金工業	6,102,629	4,668,647	1,433,982	32,463	16,819
機械工業	35,535,574	31,011,595	4,523,979	254,163	4,178,518

注1. 業種を積み上げた「合計」は、本調査対象業種を兼業している事業所があるため重複排除を行っており、この重複分は「重複事業所分」  
2. 鉄鋼業の下段の「(炉頂圧)」は炉頂圧発電で「その他発電」の内数である。

業種別電力受払の推移(事業所ベース)

① 調査対象業種合計 Total

年・期・月	購入電力及び自家発電 Purchase and Generation by own power station				
	計 Total	購入電力(買電) Purchase	自家発電 Generation by own power station		
			計 Total	火力 Thermal	
平成16年	235,532,661	116,273,498	119,259,163	86,349,605	
17	236,349,081	117,494,383	118,854,698	86,545,257	
18	245,022,774	127,118,758	117,904,016	84,771,402	
19	247,066,757	130,042,443	117,024,314	84,039,954	
20	244,947,458	131,042,343	113,905,115	82,326,360	
平成18年度	245,893,363	128,495,821	117,397,542	84,523,744	
19	248,072,827	131,142,660	116,930,167	84,359,728	
20年 1~3月	62,388,407	32,699,007	29,689,400	21,808,801	
4~6	60,242,410	33,415,086	26,827,324	19,327,336	
7~9	64,438,666	33,979,958	30,458,708	21,965,661	
10~12	57,877,975	30,948,292	26,929,683	19,224,562	
平成20年1月	20,927,372	131,042,343	10,068,195	7,338,419	
2	20,418,261	10,859,177	9,753,666	7,126,391	
3	21,042,774	10,664,595	9,867,539	7,343,991	
4	19,677,195	11,175,235	8,836,414	6,406,294	
5	20,109,901	10,840,781	8,921,291	6,333,144	
6	20,455,314	11,188,610	9,069,619	6,587,898	
7	21,975,647	11,385,695	10,419,185	7,521,314	
8	21,565,712	11,556,462	10,333,700	7,479,003	
9	20,897,307	11,232,012	9,705,823	6,965,344	
10	20,243,069	11,191,484	9,078,987	6,388,704	
11	19,197,134	11,164,082	8,856,920	6,361,565	
12	18,437,772	10,340,214	8,993,776	6,474,293	

(単位 Unit:1000kWh)

Generation by own power station		消費 Consumption	販売電力(売電) Shipments	Industry
水力 Hydraulic	その他 Others			
2,279,229	9,802,239	213,856,065	31,091,379	Total
368,440	92,442	13,296,815	1,048,150	Duplication adjustment
278,381	83,454	33,114,262	2,023,093	Pulp, Paper, Paperboard
940,888	1,302,159	40,115,553	5,819,085	Chemical industry
—	44,019	6,651,942	360,536	Chemical fibers
…	257,116	12,834,130	10,408,829	Petroleum products
368,440	923,684	17,669,247	2,272,029	Ceramics, clay and stone products
51,931	10,814	2,199,542	—	Glass products
1,310 (炉頂圧)	6,804,156	72,942,254	11,243,704	Iron and steel
1,006,719	3,534,888	6,091,690	10,939	Non-ferrous metals
…	91,298	35,534,260	1,314	Machinery

補正量」として計上してある。

(単位 Unit:1000kWh)

Purchase and Generation by own power station			消費 Consumption	販売電力(売電) Shipments	Year, quarter and month
電 station	水力 Hydraulic	その他 Others			
コージェネレーション Co-generation					
19,622,009	2,661,267	10,626,282	206,344,826	29,187,833	C. Y. 2004
19,350,231	2,421,198	10,538,012	206,735,356	29,613,726	C. Y. 2005
20,055,619	2,576,301	10,500,694	213,346,307	31,676,467	C. Y. 2006
20,013,325	2,494,176	10,476,859	216,565,497	30,501,254	C. Y. 2007
19,497,287	2,279,229	9,802,239	213,856,065	31,091,379	C. Y. 2008
19,701,664	2,626,047	10,546,087	214,474,774	31,418,587	F. Y. 2006
19,840,167	2,405,498	10,324,774	217,556,124	30,516,702	F. Y. 2007
4,989,006	421,225	2,470,368	54,232,731	8,155,679	Q1 2008
4,380,693	719,616	2,399,679	53,582,362	6,660,041	Q2
5,240,182	627,990	2,624,875	55,781,405	8,657,262	Q3
4,887,406	510,398	2,307,317	50,259,567	7,618,397	Q4
1,756,913	150,413	822,450	18,068,376	2,858,997	Jan 2008
1,732,840	109,098	785,337	17,644,676	2,773,583	Feb
1,499,253	161,714	862,581	18,519,679	2,523,099	Mar
1,401,625	230,932	797,563	17,544,574	2,132,617	Apr
1,513,542	244,765	829,840	17,949,993	2,159,905	May
1,465,526	243,919	772,276	18,087,795	2,367,519	Jun
1,778,454	230,382	889,035	19,041,353	2,934,294	Jul
1,754,457	195,774	904,466	18,569,480	2,996,232	Aug
1,707,271	201,834	831,374	18,170,572	2,726,736	Sep
1,661,596	184,777	843,910	17,786,993	2,456,074	Oct
1,599,790	150,508	745,057	16,721,664	2,475,460	Nov
1,626,020	175,113	718,350	15,750,910	2,686,863	Dec

② パルプ・紙・板紙工業 Pulp, Paper, Paperboard

年・期・月	購入電力及び自家発電			
	計 Total	購入電力(買電) Purchase	自家発電 Generation by own power	
			計 Total	火力 Thermal
平成16年	35,564,294	7,707,607	27,856,687	25,374,743
17	35,527,606	7,940,308	27,587,298	25,208,361
18	36,019,399	8,595,970	27,423,429	25,042,718
19	35,857,846	8,833,075	27,024,771	24,554,014
20	35,137,355	9,215,947	25,921,408	23,662,145
平成18年度	35,927,118	8,601,507	27,325,611	24,950,138
19	36,012,500	9,033,304	26,979,196	24,515,986
20年1～3月	9,037,904	2,239,145	6,798,759	6,221,265
4～6	8,881,475	2,481,972	6,399,503	5,831,244
7～9	8,935,320	2,272,833	6,662,487	6,092,125
10～12	8,282,656	2,221,997	6,060,659	5,517,511
平成20年1月	3,007,214	746,882	2,260,332	2,075,690
2	2,933,031	713,746	2,219,285	2,028,894
3	3,097,659	778,517	2,319,142	2,116,681
4	2,905,077	802,956	2,102,121	1,910,529
5	3,024,331	901,130	2,123,201	1,941,793
6	2,952,067	777,886	2,174,181	1,978,922
7	3,005,098	756,158	2,248,940	2,053,206
8	2,972,725	762,300	2,210,425	2,027,518
9	2,957,497	754,375	2,203,122	2,011,401
10	2,894,866	806,950	2,087,916	1,900,143
11	2,752,581	741,719	2,010,862	1,830,911
12	2,635,209	673,328	1,961,881	1,786,457

③ 化学工業 Chemical industry

平成16年	44,788,088	18,915,032	25,873,056	20,246,119
17	45,136,027	19,698,054	25,437,973	19,956,732
18	47,169,601	22,405,522	24,764,079	19,154,528
19	47,303,918	22,712,421	24,591,497	19,162,418
20	45,934,653	22,233,228	23,701,425	18,721,260
平成18年度	47,264,083	22,588,301	24,675,782	19,090,427
19	47,285,106	22,822,448	24,462,658	19,177,346
20年1～3月	11,776,670	5,746,070	6,030,600	4,837,386
4～6	11,307,359	5,428,775	5,878,584	4,645,122
7～9	12,037,906	5,763,908	6,273,998	4,926,632
10～12	10,812,718	5,294,475	5,518,243	4,312,120
平成20年1月	4,053,012	1,964,557	2,088,455	1,655,927
2	3,837,032	1,864,356	1,972,676	1,600,038
3	3,886,626	1,917,157	1,969,469	1,581,421
4	3,762,918	1,851,046	1,911,872	1,547,193
5	3,740,328	1,765,999	1,974,329	1,544,284
6	3,804,113	1,811,730	1,992,383	1,553,645
7	4,051,221	1,891,402	2,159,819	1,672,148
8	4,156,945	1,964,694	2,192,251	1,741,192
9	3,829,740	1,907,812	1,921,928	1,513,292
10	3,641,512	1,852,559	1,788,953	1,380,372
11	3,615,115	1,773,676	1,841,439	1,450,324
12	3,556,091	1,668,240	1,887,851	1,481,424

④ 化学繊維工業 Chemical fibers

平成16年	8,689,601	2,666,813	6,022,788	4,903,634
17	7,577,666	2,919,551	4,658,115	3,968,406
18	7,204,275	3,039,443	4,164,832	3,578,851
19	7,285,482	3,144,775	4,140,707	3,582,198
20	7,012,475	3,189,194	3,823,281	3,287,798
平成18年度	7,236,759	3,027,779	4,208,980	3,629,776
19	7,284,139	3,169,573	4,114,566	3,543,877
20年1～3月	1,777,695	744,996	1,032,699	882,378
4～6	1,805,692	844,465	961,227	826,522
7～9	1,807,762	820,167	987,595	845,578
10～12	1,621,326	779,566	841,760	733,320
平成20年1月	595,941	248,309	347,632	297,891
2	575,497	235,834	339,663	288,001
3	606,257	260,853	345,404	296,486
4	598,357	262,498	335,859	291,189
5	607,716	298,898	308,818	263,159
6	599,619	283,069	316,550	272,174
7	602,482	268,811	333,671	284,390
8	617,448	280,631	336,817	289,106
9	587,832	270,725	317,107	272,082
10	550,895	283,837	267,058	228,642
11	554,550	258,948	295,602	261,773
12	515,881	236,781	279,100	242,905

(単位 Unit: 1000kWh)

Purchase and Generation by own power station			消費 Consumption	販売電力(売電) Shipments	Year, quarter and month
電 station	水力 Hydraulic	その他 Others			
コージェネレーション Co-generation					
2,008,886	394,416	78,642	33,447,700	2,116,592	C. Y. 2004
1,908,388	394,351	76,198	33,306,003	2,221,603	C. Y. 2005
1,885,704	410,403	84,604	33,466,985	2,552,414	C. Y. 2006
2,013,555	369,299	87,903	33,587,175	2,270,669	C. Y. 2007
1,897,428	278,381	83,454	33,114,262	2,023,093	C. Y. 2008
1,862,746	429,727	83,000	33,424,098	2,503,020	F. Y. 2006
2,044,871	330,106	88,233	33,789,322	2,223,176	F. Y. 2007
494,380	61,044	22,070	8,492,298	545,606	Q1 2008
472,054	75,156	21,049	8,381,219	500,256	Q2
479,823	68,920	21,619	8,431,060	504,260	Q3
451,171	73,261	18,716	7,809,685	472,971	Q4
155,070	22,143	7,429	2,827,615	179,599	Jan 2008
165,469	17,914	7,008	2,747,433	185,598	Feb
173,841	20,987	7,633	2,917,250	180,409	Mar
159,974	24,254	7,364	2,752,597	152,480	Apr
147,836	26,070	7,502	2,858,548	165,783	May
164,244	24,832	6,183	2,770,074	181,993	Jun
163,790	24,520	7,424	2,839,723	165,375	Jul
153,046	22,710	7,151	2,806,820	165,905	Aug
162,987	21,690	7,044	2,784,517	172,980	Sep
157,582	23,257	6,934	2,738,276	156,590	Oct
150,023	23,672	6,256	2,595,251	157,330	Nov
143,566	26,332	5,526	2,476,158	159,051	Dec
3,155,650	1,026,930	1,444,357	39,880,538	4,907,550	C. Y. 2004
3,098,900	928,977	1,453,364	39,838,329	5,297,698	C. Y. 2005
3,029,313	1,014,137	1,566,101	41,162,964	6,006,637	C. Y. 2006
2,975,101	954,753	1,499,225	41,351,287	5,952,634	C. Y. 2007
2,737,118	940,888	1,302,159	40,115,553	5,819,085	C. Y. 2008
2,981,086	1,009,628	1,594,641	41,309,269	5,954,814	F. Y. 2006
2,911,160	948,937	1,425,215	41,322,861	5,962,251	F. Y. 2007
686,124	164,646	342,444	10,253,773	1,522,900	Q1 2008
612,417	308,179	312,866	9,930,462	1,376,890	Q2
749,405	264,849	333,112	10,516,999	1,520,908	Q3
689,172	203,214	313,737	9,414,319	1,398,387	Q4
247,157	60,758	124,613	3,529,352	523,661	Jan 2008
228,077	41,046	103,515	3,334,833	502,197	Feb
210,890	62,842	114,316	3,389,588	497,042	Mar
182,700	98,367	83,612	3,316,641	446,275	Apr
216,019	100,100	113,926	3,287,775	452,549	May
213,698	109,712	115,328	3,326,046	478,066	Jun
267,492	98,857	121,322	3,569,816	481,405	Jul
250,819	83,722	116,518	3,619,782	537,163	Aug
231,094	82,270	95,272	3,327,401	502,340	Sep
239,546	71,953	97,082	3,170,470	471,039	Oct
220,333	61,454	109,328	3,151,127	463,978	Nov
229,293	69,807	107,327	3,092,722	463,370	Dec
753,486	304,150	61,518	7,808,997	880,604	C. Y. 2004
631,788	—	57,921	6,937,586	640,080	C. Y. 2005
539,150	—	46,831	6,752,608	451,667	C. Y. 2006
507,710	—	50,799	6,897,377	388,105	C. Y. 2007
491,464	—	44,019	6,651,942	360,536	C. Y. 2008
530,657	—	48,547	6,800,782	435,976	F. Y. 2006
521,852	—	48,837	6,906,061	378,079	F. Y. 2007
138,424	—	11,897	1,681,743	95,952	Q1 2008
120,998	—	13,707	1,723,034	82,658	Q2
128,509	—	13,508	1,716,316	91,446	Q3
103,533	—	4,907	1,530,849	90,480	Q4
45,824	—	3,917	563,470	32,471	Jan 2008
48,197	—	3,465	546,059	29,438	Feb
44,403	—	4,515	572,214	34,043	Mar
40,369	—	4,301	563,676	34,679	Apr
40,971	—	4,688	585,403	22,314	May
39,658	—	4,718	573,955	25,665	Jun
44,324	—	4,957	575,212	27,270	Jul
42,688	—	5,023	585,698	31,750	Aug
41,497	—	3,528	555,406	32,426	Sep
37,742	—	674	520,052	30,844	Oct
31,439	—	2,390	523,467	31,084	Nov
34,352	—	1,843	487,330	28,552	Dec

⑤ 石油製品工業

Petroleum products

年・期・月	購入電力及び自家発電			
	計 Total	購入電力(買電) Purchase	自家発電 Generation by own power	
			計 Total	火力 Thermal
平成16年	20,867,297	1,858,351	19,008,946	11,093,660
17	21,321,048	2,042,666	19,278,382	11,378,204
18	22,288,071	2,246,095	20,041,976	11,462,091
19	22,197,448	2,434,969	19,762,479	11,090,514
20	23,242,959	2,710,376	20,532,583	11,556,499
平成18年度	22,385,618	2,275,975	20,109,643	11,624,610
19	22,074,173	2,519,934	19,554,239	11,069,461
20年1~3月	5,906,365	624,430	5,281,935	3,084,920
4~6	5,047,542	667,875	4,379,667	2,443,042
7~9	6,347,530	718,047	5,629,483	3,245,387
10~12	5,941,522	700,024	5,241,498	2,783,150
平成20年1月	2,100,652	201,831	1,898,821	1,063,561
2	2,004,009	187,911	1,816,098	1,026,872
3	1,801,704	234,688	1,567,016	994,487
4	1,534,370	235,699	1,298,671	705,475
5	1,776,803	200,430	1,576,373	825,214
6	1,736,369	231,746	1,504,623	912,353
7	2,108,273	239,620	1,868,653	1,097,494
8	2,186,308	259,678	1,926,630	1,076,649
9	2,052,949	218,749	1,834,200	1,071,244
10	1,900,136	241,361	1,658,775	863,905
11	1,933,767	238,808	1,694,959	907,933
12	2,107,619	219,855	1,887,764	1,011,312

⑥ 窯業・土石製品工業

Ceramics, clay and stone products

平成16年	18,978,057	5,410,973	13,567,084	11,653,025
17	19,716,236	5,630,958	14,085,278	12,226,660
18	19,910,549	5,930,673	13,979,876	12,239,296
19	20,022,424	5,987,606	14,034,818	12,452,616
20	19,941,276	5,793,004	14,148,272	12,755,476
平成18年度	19,894,679	6,010,359	13,884,320	12,191,213
19	20,118,073	5,998,828	14,119,245	12,574,477
20年1~3月	5,109,217	1,580,600	3,528,617	3,223,140
4~6	4,900,924	1,418,861	3,482,063	3,092,962
7~9	5,111,862	1,351,551	3,760,311	3,391,085
10~12	4,819,273	1,441,992	3,377,281	3,048,289
平成20年1月	1,644,037	511,270	1,132,767	1,050,120
2	1,669,201	515,610	1,153,591	1,052,280
3	1,795,979	553,720	1,242,259	1,120,740
4	1,660,212	460,221	1,199,991	1,071,453
5	1,594,488	458,329	1,136,159	1,010,620
6	1,646,224	500,311	1,145,913	1,010,889
7	1,724,638	456,900	1,267,738	1,131,463
8	1,770,077	442,857	1,327,220	1,206,034
9	1,617,147	451,794	1,165,353	1,053,588
10	1,525,460	492,170	1,033,290	924,113
11	1,624,035	482,313	1,141,722	1,034,309
12	1,669,778	467,509	1,202,269	1,089,867

⑦ ガラス製品工業

Glass products

平成16年	1,910,467	1,593,943	316,524	—
17	1,910,380	1,574,642	335,738	—
18	2,198,880	1,902,518	296,362	—
19	2,265,009	2,006,399	258,610	—
20	2,199,542	2,060,146	139,396	—
平成18年度	2,237,966	1,949,145	288,821	—
19	2,268,264	2,035,433	232,831	—
20年1~3月	543,202	501,486	41,716	—
4~6	553,403	513,869	39,534	—
7~9	587,026	555,345	31,681	—
10~12	515,911	489,446	26,465	—
平成20年1月	180,807	165,344	15,463	—
2	178,662	167,179	11,483	—
3	183,733	168,963	14,770	—
4	178,680	164,877	13,803	—
5	184,802	170,606	14,196	—
6	189,921	178,386	11,535	—
7	206,063	195,143	10,920	—
8	191,931	180,412	11,519	—
9	189,032	179,790	9,242	—
10	187,814	179,253	8,561	—
11	172,809	164,498	8,311	—
12	155,288	145,695	9,593	—

(単位 Unit: 1000kWh)

Purchase and Generation by own power station				消費 Consumption	販売電力(売電) Shipments	Year, quarter and month	
電 station	水力 Hydraulic	その他 Others	コージェネレーション Co-generation				
7,722,780	...	192,506	...	11,612,996	9,254,301	C. Y.	2004
7,680,989	...	219,189	...	12,095,906	9,225,142	C. Y.	2005
8,368,355	...	211,530	...	12,228,668	10,059,403	C. Y.	2006
8,405,909	...	266,056	...	12,485,626	9,711,822	C. Y.	2007
8,718,968	...	257,116	...	12,834,130	10,408,829	C. Y.	2008
8,259,138	...	225,895	...	12,263,786	10,121,832	F. Y.	2006
8,226,367	...	258,411	...	12,534,827	9,539,346	F. Y.	2007
2,131,242	...	65,773	...	3,245,619	2,660,746	Q1	2008
1,872,177	...	64,448	...	3,041,748	2,005,794	Q2	
2,325,511	...	58,585	...	3,334,881	3,012,649	Q3	
2,390,038	...	68,310	...	3,211,882	2,729,640	Q4	
810,671	...	24,589	...	1,117,171	983,481	Jan	2008
770,315	...	18,911	...	1,052,474	951,535	Feb	
550,256	...	22,273	...	1,075,974	725,730	Mar	
570,147	...	23,049	...	1,003,237	531,133	Apr	
727,116	...	24,043	...	1,091,091	685,712	May	
574,914	...	17,356	...	947,420	788,949	Jun	
752,069	...	19,090	...	1,115,258	993,015	Jul	
826,770	...	23,211	...	1,173,518	1,012,790	Aug	
746,672	...	16,284	...	1,046,105	1,006,844	Sep	
770,738	...	24,132	...	1,038,824	861,312	Oct	
764,795	...	22,231	...	1,054,471	879,296	Nov	
854,505	...	21,947	...	1,118,587	989,032	Dec	
225,498	427,320	1,261,241	...	17,546,837	1,431,219	C. Y.	2004
198,325	402,720	1,257,573	...	17,847,194	1,869,042	C. Y.	2005
126,873	439,761	1,173,946	...	17,952,106	1,958,443	C. Y.	2006
110,059	425,719	1,046,424	...	17,840,280	2,182,142	C. Y.	2007
100,672	368,440	923,684	...	17,669,247	2,272,029	C. Y.	2008
121,637	439,799	1,131,671	...	17,954,830	1,939,848	F. Y.	2006
104,643	414,175	1,025,950	...	17,859,472	2,258,600	F. Y.	2007
23,269	58,325	223,883	...	4,527,539	581,678	Q1	2008
24,358	146,989	217,754	...	4,388,760	512,164	Q2	
31,260	96,283	241,683	...	4,469,367	642,495	Q3	
21,785	66,843	240,364	...	4,283,581	535,692	Q4	
7,751	20,361	54,535	...	1,462,211	181,826	Jan	2008
7,530	11,052	82,729	...	1,468,223	200,978	Feb	
7,988	26,912	86,619	...	1,597,105	198,874	Mar	
7,851	48,500	72,187	...	1,479,270	180,942	Apr	
7,876	53,176	64,487	...	1,427,126	167,362	May	
8,631	45,313	81,080	...	1,482,364	163,860	Jun	
11,442	39,960	84,873	...	1,504,591	220,047	Jul	
10,409	30,512	80,265	...	1,550,476	219,601	Aug	
9,409	25,811	76,545	...	1,414,300	202,847	Sep	
7,986	18,615	82,576	...	1,370,318	155,142	Oct	
6,812	19,008	81,593	...	1,432,488	191,547	Nov	
6,987	29,220	76,195	...	1,480,775	189,003	Dec	
211,711	60,784	44,029	...	1,910,467	—	C. Y.	2004
221,366	64,688	49,684	...	1,910,380	—	C. Y.	2005
204,364	60,273	31,725	...	2,198,880	—	C. Y.	2006
176,537	64,534	17,539	...	2,265,009	—	C. Y.	2007
76,651	51,931	10,814	...	2,199,542	—	C. Y.	2008
198,739	62,435	27,647	...	2,237,966	—	F. Y.	2006
154,844	60,825	17,162	...	2,268,264	—	F. Y.	2007
25,698	12,200	3,818	...	543,202	—	Q1	2008
17,243	18,440	3,851	...	553,403	—	Q2	
16,900	11,723	3,058	...	587,026	—	Q3	
16,810	9,568	87	...	515,911	—	Q4	
9,764	4,413	1,286	...	180,807	—	Jan	2008
8,296	1,981	1,206	...	178,662	—	Feb	
7,638	5,806	1,326	...	183,733	—	Mar	
5,557	6,841	1,405	...	178,680	—	Apr	
5,867	7,058	1,271	...	184,802	—	May	
5,819	4,541	1,175	...	189,921	—	Jun	
5,883	3,901	1,136	...	206,063	—	Jul	
5,803	4,746	970	...	191,931	—	Aug	
5,214	3,076	952	...	189,032	—	Sep	
5,905	2,628	28	...	187,814	—	Oct	
5,295	2,996	20	...	172,809	—	Nov	
5,610	3,944	39	...	155,288	—	Dec	

⑧ 鉄鋼業 Iron and steel		購入電力及び自家発電			
年・期・月	計 Total	購入電力(買電) Purchase	自家発電 Generation by own power		
			計 Total	火力 Thermal	
平成16年	81,346,524	49,853,572	31,492,952	22,243,310	
17	81,185,993	49,900,108	31,285,885	22,496,325	
18	82,801,876	51,697,584	31,104,292	22,454,642	
19	84,490,219	53,369,064	31,121,155	22,443,629	
20	84,185,958	54,126,020	30,059,938	21,838,031	
平成18年度	83,389,060	52,472,172	30,916,888	22,261,682	
19	85,165,713	53,778,253	31,387,460	22,757,451	
20年 1～3月	21,518,931	13,458,546	8,060,385	5,962,311	
4～6	21,149,622	14,241,571	6,908,051	4,930,256	
7～9	22,011,458	13,772,930	8,238,528	5,958,979	
10～12	19,505,947	12,652,973	6,852,974	4,986,485	
平成20年1月	7,175,687	4,475,222	2,700,465	1,997,084	
2	6,948,599	4,378,969	2,569,630	1,899,503	
3	7,394,645	4,604,355	2,790,290	2,065,724	
4	6,969,396	4,547,261	2,422,135	1,732,866	
5	7,032,719	4,835,301	2,197,418	1,547,687	
6	7,147,507	4,859,009	2,288,498	1,649,703	
7	7,554,268	4,671,000	2,883,268	2,112,268	
8	7,353,876	4,540,118	2,813,758	2,042,628	
9	7,103,314	4,561,812	2,541,502	1,804,083	
10	7,027,812	4,564,662	2,463,150	1,733,511	
11	6,483,325	4,268,242	2,215,083	1,614,523	
12	5,994,810	3,820,069	2,174,741	1,638,451	
⑨ 非鉄金属地金工業 Non-ferrous metals					
平成16年	6,020,320	4,377,126	1,643,194	66,636	
17	5,726,742	4,239,204	1,487,538	34,337	
18	5,988,183	4,448,693	1,539,490	35,426	
19	6,081,666	4,521,328	1,560,338	32,159	
20	6,102,629	4,668,647	1,433,982	32,463	
平成18年度	6,065,267	4,493,901	1,571,366	33,320	
19	6,126,756	4,603,952	1,522,804	34,469	
20年 1～3月	1,575,226	1,274,175	301,051	8,869	
4～6	1,516,253	1,097,487	418,766	8,568	
7～9	1,537,361	1,139,422	397,939	8,363	
10～12	1,473,789	1,157,563	316,226	6,663	
平成20年1月	543,008	438,660	104,348	3,085	
2	501,977	417,106	84,871	2,761	
3	530,241	418,409	111,832	3,023	
4	497,998	361,811	136,187	2,790	
5	503,575	358,987	144,588	2,927	
6	514,680	376,689	137,991	2,851	
7	525,005	384,182	140,823	2,688	
8	504,768	378,806	125,962	2,877	
9	507,588	376,434	131,154	2,798	
10	518,177	399,124	119,053	1,132	
11	463,229	371,510	91,719	2,580	
12	492,383	386,929	105,454	2,951	
⑩ 機械工業 Machinery					
平成16年	31,523,032	27,207,403	4,315,629	696,110	
17	31,600,318	26,983,874	4,616,444	672,691	
18	35,533,578	30,434,019	5,099,559	679,050	
19	r 36,024,413	r 30,923,718	r 5,100,695	615,256	
20	35,535,574	31,011,595	4,523,979	254,163	
平成18年度	35,696,632	30,715,065	4,981,567	661,437	
19	36,270,668	31,111,029	5,159,639	624,448	
20年 1～3月	8,843,133	7,544,432	1,298,701	161,121	
4～6	8,779,055	7,739,115	1,039,940	24,834	
7～9	9,769,766	8,590,609	1,179,157	34,636	
10～12	8,143,620	7,137,439	1,006,181	33,572	
平成20年1月	2,856,150	2,441,974	414,176	51,224	
2	2,959,817	2,518,442	441,375	54,926	
3	3,027,166	2,584,016	443,150	54,971	
4	2,822,316	2,476,930	345,386	8,071	
5	2,866,648	2,537,636	329,012	7,496	
6	3,090,091	2,724,549	365,542	9,267	
7	3,448,190	3,032,788	415,402	12,919	
8	3,108,419	2,749,117	359,302	10,242	
9	3,213,157	2,808,704	404,453	11,475	
10	3,019,714	2,674,649	345,065	14,798	
11	2,698,221	2,356,333	341,888	7,517	
12	2,425,685	2,106,457	319,228	11,257	

(単位 Unit: 1000kWh)

Purchase and Generation by own power station			消費 Consumption	販売電力(売電) Shipments	Year, quarter and month		
電 station	水力 Hydraulic	その他 Others					
コージェネレーション Co-generation							
2,174,291	53,604	7,021,747	69,758,928	11,587,596	C. Y.	2004	
1,813,258	56,012	6,920,290	70,052,835	11,133,158	C. Y.	2005	
1,644,374	54,269	6,951,007	71,114,164	11,687,712	C. Y.	2006	
1,518,726	47,309	7,111,491	73,467,824	11,022,395	C. Y.	2007	
1,416,441	1,310	6,804,156	72,942,254	11,243,704	C. Y.	2008	
1,584,128	55,939	7,015,139	71,889,398	11,499,662	F. Y.	2006	
1,521,520	38,789	7,069,700	73,962,571	11,203,142	F. Y.	2007	
394,458	340	1,703,276	18,485,952	3,032,979	Q1	2008	
298,119	383	1,679,293	18,717,221	2,432,401	Q2		
424,398	293	1,854,858	18,855,282	3,156,176	Q3		
299,466	294	1,566,729	16,883,799	2,622,148	Q4		
132,557	107	570,717	6,121,860	1,053,827	Jan	2008	
131,542	108	538,477	5,954,378	994,221	Feb		
130,359	125	594,082	6,409,714	984,931	Mar		
114,992	128	574,149	6,086,074	883,322	Apr		
64,021	129	585,581	6,293,623	739,096	May		
119,106	126	519,563	6,337,524	809,983	Jun		
152,444	121	618,435	6,415,206	1,139,062	Jul		
135,183	93	635,854	6,230,136	1,123,740	Aug		
136,771	79	600,569	6,209,940	893,374	Sep		
129,381	93	600,165	6,172,248	855,564	Oct		
102,881	91	497,588	5,650,123	833,202	Nov		
67,204	110	468,976	5,061,428	933,382	Dec		
57,129	1,125,533	393,896	5,956,026	64,294	C. Y.	2004	
58,803	977,170	417,228	5,688,339	38,403	C. Y.	2005	
56,354	1,037,219	410,491	5,965,443	22,740	C. Y.	2006	
52,398	1,058,281	417,500	6,065,895	15,769	C. Y.	2007	
16,819	1,006,719	377,981	6,091,690	10,939	C. Y.	2008	
56,340	1,068,318	413,388	6,047,129	18,138	F. Y.	2006	
51,035	1,026,841	410,459	6,111,942	14,812	F. Y.	2007	
11,585	182,995	97,602	1,573,761	1,465	Q1	2008	
974	317,458	91,766	1,511,726	4,527	Q2		
3,499	282,205	103,872	1,533,488	3,873	Q3		
761	224,061	84,741	1,472,715	1,074	Q4		
3,788	62,992	34,483	542,614	394	Jan	2008	
3,897	48,049	30,164	501,575	402	Feb		
3,900	71,954	32,955	529,572	669	Mar		
287	101,342	31,768	496,535	1,463	Apr		
122	111,408	30,131	501,588	1,987	May		
565	104,708	29,867	513,603	1,077	Jun		
1,800	102,983	33,352	524,656	349	Jul		
1,229	84,503	37,353	501,865	2,903	Aug		
470	94,719	33,167	506,967	621	Sep		
249	86,846	30,826	517,840	337	Oct		
436	62,295	26,408	462,839	390	Nov		
76	74,920	27,507	492,036	347	Dec		
3,403,716	...	215,803	31,463,132	59,900	C. Y.	2004	
3,767,827	...	175,926	31,562,214	38,104	C. Y.	2005	
4,284,259	...	136,250	35,531,808	1,770	C. Y.	2006	
4,397,114	...	88,325	36,023,032	1,380	C. Y.	2007	
4,178,518	...	91,298	35,534,260	1,314	C. Y.	2008	
4,204,551	...	115,579	35,695,032	1,600	F. Y.	2006	
4,446,239	...	88,952	36,269,371	1,296	F. Y.	2007	
1,117,264	...	20,316	8,842,848	285	Q1	2008	
993,843	...	21,263	8,778,758	297	Q2		
1,119,729	...	24,792	9,769,430	336	Q3		
947,682	...	24,927	8,143,224	396	Q4		
355,642	...	7,310	2,856,067	83	Jan	2008	
380,641	...	5,808	2,959,735	82	Feb		
380,981	...	7,198	3,027,046	120	Mar		
330,621	...	6,694	2,822,259	57	Apr		
314,238	...	7,278	2,866,526	122	May		
348,984	...	7,291	3,089,973	118	Jun		
393,088	...	9,395	3,448,066	124	Jul		
340,675	...	8,385	3,108,320	99	Aug		
385,966	...	7,012	3,213,044	113	Sep		
324,685	...	5,582	3,019,638	76	Oct		
328,583	...	5,788	2,698,075	146	Nov		
294,414	...	13,557	2,425,511	174	Dec		

(4) 蒸気受払 Steam input and output

種別	受入及び蒸気発生 Receipts and Product of Steam					
	計 Total	受入 Receipts	蒸気発生 Generation			
			計 Total	一次蒸気 Primary steam	一次蒸気以外 Others than primary steam	
					コージェネレーション Co-generation	その他 Others
合計	610,121,531	49,994,102	560,127,429	464,245,930	29,254,658	66,626,841
事業所重複分補正量	41,711,269	234,450	41,476,819	41,090,686	80,022	306,111
パルプ・紙・板紙工業	176,913,010	1,547,132	175,365,878	171,000,041	3,771,801	594,036
化学工業	185,284,796	36,955,532	148,329,264	116,933,609	6,620,845	24,774,810
化学繊維工業	27,242,925	1,810,127	25,432,798	24,471,511	871,048	90,239
石油製品工業	103,245,825	4,855,299	98,390,526	72,997,279	15,218,189	10,175,058
窯業・土石製品工業	51,398,725	130,546	51,268,179	50,002,836	49,404	1,215,939
ガラス製品工業	276,236	12,423	263,813	215,737	46,225	1,851
鉄鋼工業	103,710,866	4,416,643	99,294,223	69,326,578	2,747,506	27,220,139
非鉄金属地金工業	3,760,417	500,850	3,259,567	389,025	9,662	2,860,880

注. 業種を積み上げた「合計」は、本調査対象業種を兼業している事業所があるため重複排除を行っており、この重複分は「重複事業所分補」

業種別蒸気受払の推移(事業所ベース)

①調査対象業種合計 Total

年・期・月	受入及び蒸気発生 Receipts and Product of Steam				
	計 Total	受入 Receipts	蒸気発生 Generation		
			計 Total	一次蒸気 Primary steam	一次蒸気以外 Others than
					コージェネレーション Co-generation
平成16年	637,038,470	42,529,249	594,509,221	506,442,689	28,849,608
17	635,935,152	44,196,132	591,739,020	501,189,167	29,182,390
18	628,680,220	49,251,529	579,428,691	483,474,607	29,601,292
19	628,818,004	50,116,260	578,701,744	480,295,181	29,603,301
20	610,121,531	49,994,102	560,127,429	464,245,930	29,254,658
平成18年度	628,724,642	50,180,099	578,544,543	482,920,612	29,050,672
19	628,944,174	49,975,788	578,968,386	480,562,094	29,330,036
20年1~3月	161,721,525	13,186,847	148,534,678	124,227,366	7,279,141
4~6	147,507,415	11,851,111	135,656,304	112,171,953	6,419,761
7~9	155,761,405	12,336,414	143,424,991	118,616,493	8,143,043
10~12	145,131,186	12,619,730	132,511,456	109,230,118	7,412,713
平成20年1月	55,206,856	4,593,344	50,613,512	42,066,331	2,636,056
2	52,799,145	4,335,968	48,463,177	40,623,747	2,482,840
3	53,715,524	4,257,535	49,457,989	41,537,288	2,160,245
4	48,952,023	4,125,728	44,826,295	37,266,643	2,083,990
5	49,390,477	3,987,115	45,403,362	37,255,073	2,162,933
6	49,164,915	3,738,268	45,426,647	37,650,237	2,172,838
7	52,919,343	4,138,592	48,780,751	40,095,577	2,981,625
8	52,488,684	4,174,339	48,314,345	39,918,575	2,668,003
9	50,353,378	4,023,483	46,329,895	38,602,341	2,493,415
10	48,605,524	4,085,246	44,520,278	36,491,070	2,545,698
11	48,058,683	4,238,982	43,819,701	36,162,152	2,424,114
12	48,466,979	4,295,502	44,171,477	36,576,896	2,442,901

(単位 unit:t)

消費 Consumption					払出 Shipments	Industry
計 Total	生産工 程用 for Production	自家発 電用 for Private power generation	その他 用 for Others			
574,121,364	285,919,798	255,594,228	32,607,338	36,001,469	Total	
39,393,129	12,082,944	26,794,322	515,863	2,318,140	Duplication adjustment	
175,314,726	87,630,111	84,026,716	3,657,899	1,598,283	Pulp, Paper, Paperboard	
161,263,743	103,608,876	51,192,501	6,462,366	24,022,359	Chemical industry	
25,920,721	14,160,134	10,907,152	853,435	1,322,202	Chemical fibers	
97,832,760	53,317,678	42,096,363	2,418,719	5,413,065	Petroleum products	
49,386,996	8,839,730	39,981,268	565,998	2,011,729	Ceramics, clay and stone products	
276,236	220,467	—	55,769	—	Glass products	
99,773,942	28,677,706	54,043,519	17,052,717	3,936,923	Iron and steel	
3,745,369	1,548,040	141,031	2,056,298	15,048	Non-ferrous metals	

正量として計上してある。

(単位 unit:t)

消費 Consumption						払出 Shipments	Year, quarter and month
以外 primary steam その他 Others	計 Total	生産工 程用 for Production	自家発 電用 for Private power generation	その他 用 for Others			
59,216,924	604,006,723	289,513,378	288,127,444	26,365,901	33,019,954	C. Y. 2004	
61,367,463	603,154,864	291,056,188	280,696,993	31,401,683	32,779,410	C. Y. 2005	
66,352,792	591,698,485	290,214,306	267,763,090	33,721,089	36,979,669	C. Y. 2006	
68,803,262	592,261,367	292,285,255	266,951,510	33,024,602	36,557,121	C. Y. 2007	
66,626,841	574,121,364	285,919,798	255,594,228	32,607,338	36,001,469	C. Y. 2008	
66,573,259	591,666,277	290,334,417	267,618,683	33,713,177	37,056,189	F. Y. 2006	
69,076,256	592,373,890	293,521,337	266,198,948	32,653,605	36,571,564	F. Y. 2007	
17,028,171	152,112,666	77,365,130	66,327,721	8,419,815	9,608,855	Q1 2008	
17,064,590	138,769,164	70,562,738	60,359,976	7,846,450	8,739,558	Q2	
16,665,455	146,953,834	70,152,583	68,644,972	8,156,279	8,807,568	Q3	
15,868,625	136,285,700	67,839,347	60,261,559	8,184,794	8,845,488	Q4	
5,911,125	51,836,018	26,631,671	22,271,480	2,932,867	3,370,836	Jan 2008	
5,356,590	49,609,950	25,176,940	21,726,944	2,706,066	3,189,196	Feb	
5,760,456	50,666,698	25,556,519	22,329,297	2,780,882	3,048,823	Mar	
5,475,662	46,001,917	24,034,523	19,382,262	2,585,132	2,950,106	Apr	
5,985,356	46,376,938	23,843,366	19,804,820	2,728,752	3,014,898	May	
5,603,572	46,390,309	22,684,849	21,172,894	2,532,566	2,774,554	Jun	
5,703,549	49,996,539	24,134,110	23,079,179	2,783,250	2,922,804	Jul	
5,727,767	49,520,206	23,493,590	23,277,910	2,748,706	2,968,475	Aug	
5,234,139	47,437,089	22,524,883	22,287,883	2,624,323	2,916,289	Sep	
5,483,510	45,669,651	22,521,976	20,184,426	2,963,249	2,935,874	Oct	
5,233,435	45,071,324	22,609,198	19,915,304	2,546,822	2,987,360	Nov	
5,151,680	45,544,725	22,708,173	20,161,829	2,674,723	2,922,254	Dec	

②パルプ・紙・板紙工業 Pulp, Paper, Paperboard

年・期・月	受入及び蒸気発生 Receipts and Product of Steam				
	計 Total	受入 Receipts	蒸気発生 Generation		
			計 Total	一次蒸気 Primary steam	一次蒸気 Others than コージェネレーション Co-generation
平成16年	184,882,688	1,779,891	183,102,797	179,187,659	3,435,438
17	185,270,322	1,468,218	183,802,104	179,718,975	3,545,633
18	184,698,020	1,581,518	183,116,502	178,929,830	3,625,051
19	182,802,342	1,573,449	181,228,893	176,769,031	3,891,065
20	176,913,010	1,547,132	175,365,878	171,000,041	3,771,801
平成18年度	184,127,678	1,559,629	182,568,049	178,445,464	3,576,490
19	183,158,009	1,585,408	181,572,601	177,040,971	3,956,256
20年1～3月	47,308,667	402,094	46,906,573	45,802,131	958,871
4～6	43,691,150	394,152	43,296,998	42,210,284	932,664
7～9	44,279,923	367,168	43,912,755	42,808,258	953,413
10～12	41,633,270	383,718	41,249,552	40,179,368	926,853
平成20年1月	15,862,472	126,651	15,735,821	15,387,409	301,107
2	15,438,523	137,591	15,300,932	14,930,209	322,112
3	16,007,672	137,852	15,869,820	15,484,513	335,652
4	14,504,267	136,185	14,368,082	14,005,138	312,897
5	14,587,908	128,276	14,459,632	14,114,566	292,386
6	14,598,975	129,691	14,469,284	14,090,580	327,381
7	14,938,867	115,373	14,823,494	14,447,335	325,821
8	14,665,393	118,749	14,546,644	14,194,326	304,954
9	14,675,663	133,046	14,542,617	14,166,597	322,638
10	14,345,394	127,741	14,217,653	13,844,605	321,964
11	13,816,224	134,448	13,681,776	13,322,607	310,522
12	13,471,652	121,529	13,350,123	13,012,156	294,367

③化学工業 Chemical industry

平成16年	192,387,600	29,821,199	162,566,401	131,604,725	7,079,083
17	190,636,604	29,843,638	160,792,966	129,648,933	7,035,821
18	191,186,006	35,326,936	155,859,070	123,059,136	6,763,487
19	190,328,606	36,402,583	153,926,023	119,561,650	7,031,763
20	185,284,796	36,955,532	148,329,264	116,933,609	6,620,845
平成18年度	190,972,339	36,190,218	154,782,121	121,769,339	6,711,371
19	190,003,608	36,496,967	153,506,641	119,472,889	6,908,232
20年1～3月	48,578,001	9,754,303	38,823,698	30,657,973	1,612,008
4～6	45,519,657	8,581,239	36,938,418	29,015,180	1,406,844
7～9	47,142,795	9,246,913	37,895,882	29,746,504	1,995,972
10～12	44,044,343	9,373,077	34,671,266	27,513,952	1,606,021
平成20年1月	16,955,515	3,385,329	13,570,186	10,667,088	574,872
2	15,844,980	3,197,471	12,647,509	9,999,207	540,101
3	15,777,506	3,171,503	12,606,003	9,991,678	497,035
4	15,257,257	3,021,546	12,235,711	9,751,778	461,367
5	15,308,515	2,854,656	12,453,859	9,670,489	487,691
6	14,953,885	2,705,037	12,248,848	9,592,913	457,786
7	16,132,192	3,037,963	13,094,229	10,023,418	910,687
8	16,156,053	3,141,494	13,014,559	10,289,946	559,216
9	14,854,550	3,067,456	11,787,094	9,433,140	526,069
10	14,388,580	3,126,109	11,262,471	8,974,629	552,755
11	14,731,282	3,125,792	11,605,490	9,127,093	507,260
12	14,924,481	3,121,176	11,803,305	9,412,230	546,006

④化学繊維工業 Chemical fibers

平成16年	36,642,615	1,008,734	35,633,881	34,810,303	737,984
17	32,022,348	1,956,746	30,065,602	29,243,777	737,167
18	29,789,856	1,852,612	27,937,244	27,232,947	619,632
19	29,554,925	1,897,190	27,657,735	26,977,799	595,609
20	27,242,925	1,810,127	25,432,798	24,471,511	871,048
平成18年度	30,057,397	1,883,605	28,173,792	27,478,792	610,366
19	29,392,854	1,870,678	27,522,176	26,755,578	681,265
20年1～3月	7,535,750	500,284	7,035,466	6,772,500	240,951
4～6	6,882,914	469,992	6,412,922	6,185,008	204,815
7～9	6,662,651	429,772	6,232,879	5,987,434	223,434
10～12	6,161,610	410,079	5,751,531	5,526,569	201,848
平成20年1月	2,548,294	169,887	2,378,407	2,273,561	97,630
2	2,510,463	163,624	2,346,839	2,261,247	78,841
3	2,476,993	166,773	2,310,220	2,237,692	64,480
4	2,382,971	153,186	2,229,785	2,154,415	67,693
5	2,279,740	162,286	2,117,454	2,040,245	69,259
6	2,220,203	154,520	2,065,683	1,990,348	67,863
7	2,250,579	152,520	2,098,059	2,014,164	75,944
8	2,254,522	142,050	2,112,472	2,032,056	73,341
9	2,157,550	135,202	2,022,348	1,941,214	74,149
10	1,958,688	114,409	1,844,279	1,768,705	67,680
11	2,137,646	146,263	1,991,383	1,917,294	66,427
12	2,065,276	149,407	1,915,869	1,840,570	67,741

(単位 unit:t)

以外 primary steam その他 Others	消費 Consumption				払出 Shipments	Year, quarter and month
	計 Total	生産工費用 for Production	自家発電用 for Private power generation	その他用 for Others		
479,700	183,552,871	89,569,638	90,559,087	3,424,146	1,329,826	C. Y. 2004
537,496	183,774,877	90,244,606	89,708,750	3,821,521	1,495,444	C. Y. 2005
561,621	183,124,817	90,539,303	88,612,604	3,972,910	1,573,200	C. Y. 2006
568,797	181,251,912	90,245,696	87,265,292	3,740,924	1,550,431	C. Y. 2007
594,036	175,314,726	87,630,111	84,026,716	3,657,899	1,598,283	C. Y. 2008
546,095	182,604,214	90,403,824	88,263,618	3,936,772	1,523,459	F. Y. 2006
575,374	181,578,745	90,724,688	87,197,178	3,656,879	1,579,264	F. Y. 2007
145,571	46,886,035	24,273,192	21,512,238	1,100,605	422,631	Q1 2008
154,050	43,307,860	21,819,452	20,687,075	801,333	383,290	Q2
151,084	43,906,342	21,086,759	22,050,403	769,180	373,581	Q3
143,331	41,214,489	20,450,708	19,777,000	986,781	418,781	Q4
47,305	15,727,272	8,160,078	7,164,845	402,349	135,200	Jan 2008
48,611	15,293,556	7,979,361	6,955,156	359,039	144,967	Feb
49,655	15,865,207	8,133,753	7,392,237	339,217	142,464	Mar
50,047	14,370,959	7,393,330	6,709,164	268,465	133,308	Apr
52,680	14,466,424	7,295,383	6,899,497	271,544	121,484	May
51,323	14,470,477	7,130,739	7,078,414	261,324	128,498	Jun
50,338	14,815,872	7,150,581	7,419,464	245,827	122,995	Jul
47,364	14,546,001	6,891,291	7,397,290	257,420	119,392	Aug
53,382	14,544,469	7,044,887	7,233,649	265,933	131,194	Sep
51,084	14,177,369	7,110,804	6,772,748	293,817	168,025	Oct
48,647	13,682,203	6,806,125	6,545,830	330,248	134,021	Nov
43,600	13,354,917	6,533,779	6,458,422	362,716	116,735	Dec
23,882,593	171,589,336	104,904,213	60,080,514	6,604,609	20,798,264	C. Y. 2004
24,108,212	170,061,097	104,959,455	58,408,458	6,693,184	20,575,507	C. Y. 2005
26,036,447	166,742,499	106,701,106	53,143,341	6,898,052	24,443,507	C. Y. 2006
27,332,610	166,044,919	106,875,223	52,486,846	6,682,850	24,285,487	C. Y. 2007
24,774,810	161,263,743	103,608,876	51,192,501	6,462,366	24,022,359	C. Y. 2008
26,301,411	166,474,222	106,897,182	52,763,288	6,813,752	24,498,117	F. Y. 2006
27,125,520	165,613,907	106,502,414	52,466,779	6,644,714	24,391,499	F. Y. 2007
6,553,717	42,224,275	27,688,792	12,951,831	1,583,652	6,353,724	Q1 2008
6,516,394	39,625,646	25,322,935	12,697,982	1,604,729	5,895,321	Q2
6,153,406	41,226,036	26,102,733	13,474,590	1,648,713	5,916,754	Q3
5,551,293	38,187,786	24,494,416	12,068,098	1,625,272	5,856,560	Q4
2,328,226	14,688,080	9,748,697	4,368,730	570,653	2,267,433	Jan 2008
2,108,201	13,719,192	8,962,492	4,215,882	540,818	2,125,791	Feb
2,117,290	13,817,003	8,977,603	4,367,219	472,181	1,960,500	Mar
2,022,566	13,320,242	8,609,863	4,260,191	450,188	1,937,017	Apr
2,295,679	13,261,650	8,519,285	4,149,910	592,455	2,048,225	May
2,198,149	13,043,754	8,193,787	4,287,881	562,086	1,910,079	Jun
2,160,124	14,198,798	9,169,568	4,428,153	601,077	1,933,392	Jul
2,165,397	14,161,653	8,847,660	4,777,376	536,617	1,994,397	Aug
1,827,885	12,865,585	8,085,505	4,269,061	511,019	1,988,965	Sep
1,735,087	12,473,721	7,965,402	3,940,224	568,095	1,914,861	Oct
1,971,137	12,719,606	8,272,086	3,949,401	498,119	2,011,677	Nov
1,845,069	12,994,459	8,256,928	4,178,473	559,058	1,930,022	Dec
85,594	34,752,851	17,011,967	16,592,862	1,148,022	1,889,764	C. Y. 2004
84,658	30,477,981	16,046,149	13,267,965	1,163,867	1,544,367	C. Y. 2005
84,665	28,375,055	15,878,760	11,506,157	990,138	1,414,801	C. Y. 2006
84,327	28,170,220	15,662,906	11,586,159	921,155	1,384,673	C. Y. 2007
90,239	25,920,721	14,160,134	10,907,152	853,435	1,322,202	C. Y. 2008
84,634	28,638,671	15,954,472	11,736,344	947,855	1,418,695	F. Y. 2006
85,333	28,006,883	15,533,943	11,550,256	922,684	1,385,969	F. Y. 2007
22,015	7,138,740	4,034,703	2,876,043	227,994	397,009	Q1 2008
23,099	6,525,821	3,621,781	2,687,360	216,680	357,091	Q2
22,011	6,402,076	3,319,341	2,875,016	207,719	260,577	Q3
23,114	5,854,084	3,184,309	2,468,733	201,042	307,525	Q4
7,216	2,413,657	1,379,902	946,534	87,221	134,637	Jan 2008
6,751	2,381,095	1,321,258	988,761	71,076	129,366	Feb
8,048	2,343,988	1,333,543	940,748	69,697	133,006	Mar
7,677	2,256,747	1,250,424	937,662	68,661	126,222	Apr
7,950	2,155,544	1,253,617	826,197	75,730	124,196	May
7,472	2,113,530	1,117,740	923,501	72,289	106,673	Jun
7,951	2,177,046	1,151,997	955,385	69,664	73,535	Jul
7,075	2,164,765	1,103,274	990,729	70,762	89,757	Aug
6,985	2,060,265	1,064,070	928,902	67,293	97,285	Sep
7,894	1,855,251	1,026,515	762,589	66,147	103,435	Oct
7,662	2,038,203	1,108,970	861,856	67,377	99,443	Nov
7,558	1,960,630	1,048,824	844,288	67,518	104,647	Dec

⑤ 石油製品工業 Petroleum products

年・期・月	受入及び蒸気発生 Receipts and Product of Steam					
	計 Total	受入 Receipts	蒸気発生 Generation			
			計 Total	一次蒸気 Primary steam	一次蒸気 Others than コージェネレーション Co-generation	
平成16年	98,359,150	4,657,550	93,701,600	73,164,004	14,458,764	
17	99,130,150	5,188,919	93,941,231	72,520,293	14,505,817	
18	100,941,371	5,207,969	95,733,402	72,763,637	15,350,594	
19	101,718,124	5,024,480	96,693,644	71,635,980	15,158,426	
20	103,245,825	4,855,299	98,390,526	72,997,279	15,218,189	
平成18年度	101,612,477	5,113,249	96,499,228	73,583,902	15,085,824	
19	101,976,923	5,085,651	96,891,272	71,820,646	14,829,411	
20年1～3月	27,176,515	1,314,874	25,861,641	19,571,051	3,723,910	
4～6	23,464,565	1,161,448	22,303,117	16,415,082	3,319,578	
7～9	26,931,744	1,143,532	25,788,212	19,139,078	4,119,978	
10～12	25,673,001	1,235,445	24,437,556	17,872,068	4,054,723	
平成20年1月	9,460,643	466,765	8,993,878	6,699,165	1,407,667	
2	8,985,842	428,337	8,557,505	6,452,482	1,298,088	
3	8,730,030	419,772	8,310,258	6,419,404	1,018,155	
4	7,545,351	389,797	7,155,554	5,289,637	1,006,687	
5	7,978,646	416,933	7,561,713	5,450,815	1,232,715	
6	7,940,568	354,718	7,585,850	5,674,630	1,080,176	
7	9,099,541	423,118	8,676,423	6,457,284	1,361,829	
8	9,123,212	390,219	8,732,993	6,401,877	1,458,297	
9	8,708,991	330,195	8,378,796	6,279,917	1,299,852	
10	8,167,927	371,028	7,796,899	5,647,257	1,329,484	
11	8,377,626	408,920	7,968,706	5,842,042	1,311,142	
12	9,127,448	455,497	8,671,951	6,382,769	1,414,097	

⑥ 窯業・土石製品工業 Ceramics, clay and stone products

平成16年	47,568,035	208,284	47,359,751	45,904,078	81,007
17	50,343,171	156,514	50,186,657	48,771,173	80,818
18	50,251,148	113,693	50,137,455	48,709,109	52,923
19	50,584,450	129,676	50,454,774	49,052,949	45,673
20	51,398,725	130,546	51,268,179	50,002,836	49,404
平成18年度	49,991,623	116,506	49,875,117	48,437,178	49,566
19	51,141,135	129,143	51,011,992	49,639,866	45,358
20年1～3月	13,250,714	38,054	13,212,660	12,911,412	11,965
4～6	12,345,746	31,055	12,314,691	11,989,312	12,476
7～9	13,497,790	28,763	13,469,027	13,141,514	14,077
10～12	12,304,475	32,674	12,271,801	11,960,598	10,886
平成20年1月	4,331,790	13,226	4,318,564	4,239,931	4,030
2	4,353,471	12,572	4,340,899	4,228,490	3,608
3	4,565,453	12,256	4,553,197	4,442,991	4,327
4	4,276,716	11,641	4,265,075	4,174,931	3,870
5	4,014,283	9,495	4,004,788	3,891,850	4,063
6	4,054,747	9,919	4,044,828	3,922,531	4,543
7	4,503,061	9,751	4,493,310	4,391,643	5,101
8	4,734,306	9,456	4,724,850	4,628,203	4,477
9	4,260,423	9,556	4,250,867	4,121,668	4,499
10	3,786,151	8,293	3,777,858	3,661,444	3,939
11	4,207,181	11,468	4,195,713	4,070,853	3,591
12	4,311,143	12,913	4,298,230	4,228,301	3,356

⑦ ガラス製品工業 Glass products

平成16年	199,888	8,341	191,547	162,545	29,002
17	202,778	8,704	194,074	163,670	30,404
18	299,004	16,964	282,040	187,047	93,004
19	324,377	16,171	308,206	203,223	102,498
20	276,236	12,423	263,813	215,737	46,225
平成18年度	305,823	16,896	288,927	188,265	98,717
19	318,584	13,488	305,096	212,150	90,510
20年1～3月	84,275	4,931	79,344	63,260	15,618
4～6	68,622	2,821	65,801	56,384	8,968
7～9	60,022	1,582	58,440	49,620	8,312
10～12	63,317	3,089	60,228	46,473	13,327
平成20年1月	29,696	1,267	28,429	22,588	5,693
2	26,953	1,923	25,030	19,722	5,145
3	27,626	1,741	25,885	20,950	4,780
4	22,598	1,206	21,392	18,115	3,148
5	22,919	889	22,030	18,963	2,915
6	23,105	726	22,379	19,306	2,905
7	21,086	520	20,566	17,298	3,075
8	19,734	511	19,223	16,659	2,414
9	19,202	551	18,651	15,663	2,823
10	21,639	655	20,984	15,826	5,010
11	20,645	934	19,711	15,572	4,005
12	21,033	1,500	19,533	15,075	4,312

(単位 unit:t)

以外 primary steam その他 Others	消費 Consumption				払出 Shipments	Year, quarter and month
	計 Total	生産工費用 for Production	自家発電用 for Private power generation	その他用 for Others		
6,078,832	93,061,777	51,085,636	38,779,379	3,196,762	5,297,373	C. Y. 2004
6,915,121	93,953,785	52,011,430	38,900,546	3,041,809	5,176,365	C. Y. 2005
7,619,171	95,523,215	52,186,804	40,731,756	2,604,655	5,418,156	C. Y. 2006
9,899,238	96,320,554	53,733,041	40,061,745	2,525,768	5,397,370	C. Y. 2007
10,175,058	97,832,760	53,317,678	42,096,363	2,418,719	5,413,065	C. Y. 2008
7,829,502	96,139,421	52,209,854	41,275,834	2,653,733	5,473,056	F. Y. 2006
10,241,215	96,599,300	54,144,900	39,955,230	2,499,170	5,377,423	F. Y. 2007
2,566,680	25,766,113	14,123,403	10,969,571	673,139	1,410,402	Q1 2008
2,568,457	22,234,341	13,090,559	8,530,819	612,963	1,230,224	Q2
2,529,156	25,503,375	12,974,209	11,969,731	559,435	1,428,369	Q3
2,510,765	24,328,931	13,129,507	10,626,242	573,182	1,344,070	Q4
887,046	8,979,258	4,871,521	3,875,662	232,075	481,385	Jan 2008
806,935	8,534,171	4,561,878	3,764,600	207,693	451,671	Feb
872,699	8,252,684	4,690,004	3,329,309	233,371	477,346	Mar
859,230	7,096,992	4,536,278	2,342,734	217,980	448,359	Apr
878,183	7,550,951	4,518,327	2,837,122	195,502	427,695	May
831,044	7,586,398	4,035,954	3,350,963	199,481	354,170	Jun
857,310	8,615,981	4,426,514	3,991,072	198,395	483,560	Jul
872,819	8,632,376	4,426,032	4,014,432	191,912	490,836	Aug
799,027	8,255,018	4,121,663	3,964,227	169,128	453,973	Sep
820,158	7,706,755	4,192,983	3,337,882	175,890	461,172	Oct
815,522	7,942,729	4,272,102	3,468,999	201,628	434,897	Nov
875,085	8,679,447	4,664,422	3,819,361	195,664	448,001	Dec
1,374,666	45,883,238	8,272,768	37,055,248	555,222	1,684,809	C. Y. 2004
1,334,666	48,618,328	8,440,097	39,627,066	551,165	1,724,838	C. Y. 2005
1,375,423	48,555,517	8,660,094	39,291,362	604,061	1,695,630	C. Y. 2006
1,356,152	48,873,741	8,592,484	39,692,423	588,834	1,710,706	C. Y. 2007
1,215,939	49,386,996	8,839,730	39,981,268	565,998	2,011,729	C. Y. 2008
1,388,373	48,284,955	8,586,307	39,089,914	608,734	1,706,667	F. Y. 2006
1,326,768	49,259,551	8,681,711	39,992,220	585,620	1,881,582	F. Y. 2007
289,283	12,609,440	2,375,647	10,083,900	149,893	641,274	Q1 2008
312,903	11,878,421	2,156,211	9,589,160	133,050	467,325	Q2
313,436	12,980,096	2,252,430	10,586,177	141,489	517,694	Q3
300,317	11,919,039	2,055,442	9,722,031	141,566	385,436	Q4
74,603	4,112,363	811,632	3,252,610	48,121	219,427	Jan 2008
108,801	4,144,939	752,881	3,339,561	52,497	208,532	Feb
105,879	4,352,138	811,134	3,491,729	49,275	213,315	Mar
86,274	4,077,719	769,137	3,275,386	33,196	198,997	Apr
108,875	3,893,463	727,346	3,119,144	46,973	120,820	May
117,754	3,907,239	659,728	3,194,630	52,881	147,508	Jun
96,566	4,317,365	851,674	3,413,990	51,701	185,696	Jul
92,170	4,543,666	739,492	3,767,525	36,649	190,640	Aug
124,700	4,119,065	661,264	3,404,662	53,139	141,358	Sep
112,475	3,660,026	538,060	3,079,287	42,679	126,125	Oct
121,269	4,066,878	751,728	3,252,285	62,865	140,303	Nov
66,573	4,192,135	765,654	3,390,459	36,022	119,008	Dec
—	188,788	177,681	—	11,107	—	C. Y. 2004
—	202,778	189,824	—	12,954	—	C. Y. 2005
1,989	299,004	238,651	—	60,353	—	C. Y. 2006
2,485	324,377	255,394	—	68,983	—	C. Y. 2007
1,851	276,236	220,467	—	55,769	—	C. Y. 2008
1,945	305,823	241,371	—	64,452	—	F. Y. 2006
2,436	318,584	252,628	—	65,956	—	F. Y. 2007
466	84,275	66,488	—	17,787	—	Q1 2008
449	68,622	57,711	—	10,911	—	Q2
508	60,022	49,301	—	10,721	—	Q3
428	63,317	46,967	—	16,350	—	Q4
148	29,696	23,730	—	5,966	—	Jan 2008
163	26,953	20,764	—	6,189	—	Feb
155	27,626	21,994	—	5,632	—	Mar
129	22,598	18,725	—	3,873	—	Apr
152	22,919	19,383	—	3,536	—	May
168	23,105	19,603	—	3,502	—	Jun
193	21,086	17,400	—	3,686	—	Jul
150	19,734	16,692	—	3,042	—	Aug
165	19,202	15,209	—	3,993	—	Sep
148	21,639	15,457	—	6,182	—	Oct
134	20,645	15,393	—	5,252	—	Nov
146	21,033	16,117	—	4,916	—	Dec

⑧ 鉄鋼業

年・期・月	Iron and steel		Receipts and Product of Steam			
	計 Total	受入 Receipts	蒸気発生 Generation			
			計 Total	一次蒸気 Primary steam		一次蒸気 Others than コージェネレーション Co-generation
平成16年	116,447,686	4,683,259	111,764,427	83,420,632	3,012,741	
17	114,043,577	5,234,096	108,809,481	79,567,922	3,219,759	
18	110,232,816	5,089,780	105,143,036	73,808,391	3,150,289	
19	112,170,615	4,822,534	107,348,081	77,196,770	2,833,012	
20	103,710,866	4,416,643	99,294,223	69,326,578	2,747,506	
平成18年度	110,500,575	5,173,775	105,326,800	74,375,963	2,969,705	
19	111,710,532	4,548,563	107,161,969	76,831,667	2,875,341	
20年1～3月	27,829,524	1,100,436	26,729,088	19,158,661	732,708	
4～6	25,228,340	1,159,849	24,068,491	16,608,738	554,616	
7～9	26,960,093	1,067,417	25,892,676	18,189,024	842,238	
10～12	23,692,909	1,088,941	22,603,968	15,370,155	617,944	
平成20年1月	9,378,410	397,578	8,980,832	6,394,540	250,740	
2	8,869,725	366,654	8,503,071	6,172,937	240,752	
3	9,581,389	336,204	9,245,185	6,591,184	241,216	
4	8,382,205	392,007	7,990,198	5,491,468	235,701	
5	8,354,695	397,024	7,957,671	5,436,216	80,496	
6	8,491,440	370,818	8,120,622	5,681,054	238,419	
7	9,249,083	387,263	8,861,820	6,232,339	303,685	
8	9,013,609	351,828	8,661,781	6,075,608	269,534	
9	8,697,401	328,326	8,369,075	5,881,077	269,019	
10	8,365,178	300,910	8,064,268	5,423,004	270,827	
11	7,736,724	386,164	7,350,560	4,992,492	227,602	
12	7,591,007	401,867	7,189,140	4,954,659	119,515	

⑨ 非鉄金属地金工業 Non-ferrous metals

平成16年	3,489,307	397,070	3,092,237	663,776	38,518
17	3,578,600	375,201	3,203,399	422,338	35,119
18	3,710,486	353,698	3,356,788	460,043	32,548
19	3,606,582	555,082	3,051,500	393,761	29,759
20	3,760,417	500,850	3,259,567	389,025	9,662
平成18年度	3,711,145	414,749	3,296,396	437,663	32,619
19	3,619,483	541,248	3,078,235	403,887	29,160
20年1～3月	941,388	138,324	803,064	111,593	6,533
4～6	902,383	126,939	775,444	94,440	570
7～9	897,450	111,521	785,929	89,710	2,099
10～12	1,019,196	124,066	895,130	93,282	460
平成20年1月	335,292	52,316	282,976	37,755	2,131
2	301,543	47,200	254,343	36,854	2,175
3	304,553	38,808	265,745	36,984	2,227
4	295,345	42,998	252,347	34,145	156
5	312,471	44,284	268,187	33,057	68
6	294,567	39,657	254,910	27,238	346
7	291,191	38,891	252,300	28,654	1,094
8	314,752	39,960	274,792	28,628	746
9	291,507	32,670	258,837	32,428	259
10	474,782	40,186	434,596	24,702	130
11	247,882	43,348	204,534	35,892	280
12	296,532	40,532	256,000	32,688	50

(単位 unit:t)

以外 primary steam その他 Others	消費 Consumption				払出 Shipments	Year, quarter and month
	計 Total	生産工費用 for Production	自家発電用 for Private power generation	その他用 for Others		
25,331,054	112,158,033	28,960,327	72,487,295	10,710,411	4,288,939	C. Y. 2004
26,021,800	109,766,020	28,247,298	66,600,506	14,918,216	4,276,685	C. Y. 2005
28,184,356	105,806,570	26,897,086	61,687,953	17,221,531	4,424,184	C. Y. 2006
27,318,299	107,934,104	27,840,181	63,011,764	17,082,159	4,235,428	C. Y. 2007
27,220,139	99,773,942	28,677,706	54,043,519	17,052,717	3,936,923	C. Y. 2008
27,981,132	106,067,119	26,912,910	61,889,652	17,264,557	4,431,317	F. Y. 2006
27,454,961	107,562,985	28,599,358	62,090,431	16,873,196	4,147,232	F. Y. 2007
6,837,719	26,714,106	7,638,734	14,745,355	4,330,017	1,115,418	Q1 2008
6,905,137	24,262,913	7,179,989	12,959,756	4,123,168	965,426	Q2
6,861,414	26,096,438	7,021,348	14,647,148	4,427,942	863,655	Q3
6,615,869	22,700,485	6,837,635	11,691,260	4,171,590	992,424	Q4
2,335,552	8,994,576	2,586,783	4,941,607	1,466,186	383,834	Jan 2008
2,089,382	8,503,601	2,487,605	4,650,315	1,365,681	366,124	Feb
2,412,785	9,215,929	2,564,346	5,153,433	1,498,150	365,460	Mar
2,263,029	8,046,648	2,402,673	4,206,878	1,437,097	335,557	Apr
2,440,959	8,029,840	2,416,691	4,188,106	1,425,043	324,854	May
2,201,149	8,186,425	2,360,625	4,564,772	1,261,028	305,015	Jun
2,325,796	8,941,051	2,367,222	5,091,934	1,481,895	308,032	Jul
2,316,639	8,723,520	2,330,988	4,877,315	1,515,217	290,089	Aug
2,218,979	8,431,867	2,323,138	4,677,899	1,430,830	265,534	Sep
2,370,437	8,052,698	2,353,647	4,194,593	1,504,458	312,480	Oct
2,130,466	7,403,983	2,244,037	3,841,122	1,318,824	332,741	Nov
2,114,966	7,243,804	2,239,951	3,655,545	1,348,308	347,203	Dec
2,389,943	3,464,952	1,476,420	607,186	1,381,346	24,355	C. Y. 2004
2,745,942	3,555,578	1,526,332	152,248	1,876,998	23,022	C. Y. 2005
2,864,197	3,691,313	1,600,690	151,524	1,939,099	19,173	C. Y. 2006
2,627,980	3,586,381	1,509,769	134,898	1,941,714	20,201	C. Y. 2007
2,860,880	3,745,369	1,548,040	141,031	2,056,298	15,048	C. Y. 2008
2,826,114	3,689,047	1,579,602	143,127	1,966,318	22,098	F. Y. 2006
2,645,188	3,602,737	1,523,899	143,058	1,935,780	16,746	F. Y. 2007
684,938	936,742	425,588	36,894	474,260	4,646	Q1 2008
680,434	899,895	386,931	35,144	477,820	2,488	Q2
694,120	894,200	360,168	36,145	497,887	3,250	Q3
801,388	1,014,532	375,353	32,848	606,331	4,664	Q4
243,090	333,848	152,820	12,742	168,286	1,444	Jan 2008
215,314	299,738	140,798	11,796	147,144	1,805	Feb
226,534	303,156	131,970	12,356	158,830	1,397	Mar
218,046	294,533	129,815	12,365	152,353	812	Apr
235,062	311,179	136,087	11,851	163,241	1,292	May
227,326	294,183	121,029	10,928	162,226	384	Jun
222,552	290,216	118,866	11,276	160,074	975	Jul
245,418	313,812	125,957	12,562	175,293	940	Aug
226,150	290,172	115,345	12,307	162,520	1,335	Sep
409,764	473,321	117,656	7,214	348,451	1,461	Oct
168,362	246,306	122,031	12,315	111,960	1,576	Nov
223,262	294,905	135,666	13,319	145,920	1,627	Dec

### 3. 指定生産品目別統計

### Statistics by Specified Products

#### (1) 指定生産品目別エネルギー消費

#### Energy Consumption by Specified Products

##### 1) 直接投入エネルギー表

Table of direct input energy

種 別	単 位 Unit	パルプ・紙・ 板紙工業	Pulp, Paper and Paperboard products					その他の紙 製 品 Other paper products	その他の 製 品 Others	化学繊維 工 業
			パルプ・紙・ 板紙	パルプ Pulp	紙 Paper	板紙 Paperboard	Pulp, paper, paperboard			
合計(原油換算)	kl	9,651,785	9,466,087	3,055,455	4,635,844	1,774,787	66,060	119,638	1,779,266	
石油系燃料(原油換算)	"	464,958	446,436	387,735	50,665	8,036	7,797	10,726	141,683	
ガソリン	"	220	139	12	127	—	—	81	96	
ナフサ	"	—	—	—	—	—	—	—	—	
灯油	"	24,635	20,287	2,085	18,009	193	2,419	1,929	19,452	
軽油	"	3,287	3,011	1,365	1,133	513	175	101	251	
重油計	"	359,860	346,395	329,474	10,325	6,596	5,019	8,446	105,870	
A重油	"	13,663	4,870	1,535	1,589	1,746	2,786	6,007	23,630	
B・C重油	"	346,197	341,525	327,939	8,736	4,850	2,233	2,439	82,240	
炭化水素油	"	16,888	16,888	16,864	—	24	—	—	—	
液化石油ガス	t	14,921	14,833	46	14,549	238	76	12	7,612	
石油系炭化水素ガス	1000m <sup>3</sup>	—	—	—	—	—	—	—	—	
オイルコークス	t	15,143	15,143	12,286	2,857	—	—	—	—	
非石油系燃料(原油換算)	kl	49,310	46,398	1,574	36,920	7,905	2,448	464	40,028	
石炭	t	—	—	—	—	—	—	—	—	
天然ガス	1000m <sup>3</sup>	272	272	—	272	—	—	—	—	
液化天然ガス	t	8,335	8,335	—	5,762	2,573	—	—	—	
都市ガス(A)	1000m <sup>3</sup>	33,682	31,141	—	27,484	3,657	2,113	428	34,795	
都市ガス(B)	"	33,470	30,728	—	26,703	4,025	2,305	437	37,691	
回収黒液	絶乾t	—	—	—	—	—	—	—	—	
廃材	絶乾t	4,035	4,035	3,736	299	—	—	—	—	
電力	1000kWh	33,114,262	31,980,160	9,282,500	16,728,295	5,969,365	288,860	845,242	6,651,942	
蒸気	t	87,630,111	86,779,928	26,079,576	43,288,148	17,412,204	418,747	431,436	14,160,134	

##### 2) 一次投入燃料換算表

Conversion table for primary input fuel

合計(原油換算)	kl	13,204,446	12,923,658	4,278,406	6,368,442	2,276,810	79,965	200,824	2,286,299
石油系燃料(原油換算)	"	2,325,066	2,238,998	804,763	894,625	539,609	21,971	64,096	757,570
ガソリン	"	220	139	12	127	—	—	81	96
ナフサ	"	—	—	—	—	—	—	—	—
灯油	"	51,213	46,825	2,962	42,578	1,285	2,429	1,959	21,199
軽油	"	3,608	3,169	1,393	1,204	572	203	236	368
重油計	"	1,968,168	1,893,440	672,786	722,168	498,486	18,159	56,568	494,971
A重油	"	165,880	152,796	12,984	97,888	41,925	4,007	9,077	57,469
B・C重油	"	1,802,287	1,740,644	659,802	624,280	456,562	14,152	47,491	437,501
炭化水素油	"	40,451	39,222	26,065	12,372	785	—	1,229	679
液化石油ガス	t	21,925	21,837	199	21,400	238	76	12	7,659
石油系炭化水素ガス	1000m <sup>3</sup>	—	—	—	—	—	—	—	—
オイルコークス	t	105,232	105,232	57,762	47,470	—	—	0	251,735
非石油系燃料(原油換算)	kl	9,891,361	9,737,125	3,290,100	4,943,273	1,503,753	44,234	110,002	1,106,941
石炭	t	5,031,910	4,997,288	1,723,819	2,668,617	604,853	2,046	32,576	1,214,828
天然ガス	1000m <sup>3</sup>	25,421	25,421	—	25,421	—	—	—	—
液化天然ガス	t	108,785	104,530	8,204	27,796	68,529	4,039	217	11,311
都市ガス(A)	1000m <sup>3</sup>	872,027	811,669	8,027	292,845	510,797	32,035	28,324	247,307
都市ガス(B)	"	930,144	864,936	8,808	308,045	548,083	34,347	30,861	267,639
回収黒液	絶乾t	13,266,455	13,134,288	5,498,361	7,032,439	603,488	62	132,105	—
廃材	"	1,595,422	1,570,458	432,127	671,754	466,576	1,612	23,352	—
廃タイヤ	t	213,209	212,751	78,094	110,218	24,438	—	458	—
電力	1000kWh	9,471,610	9,042,246	1,963,217	5,070,389	2,008,640	142,071	287,292	3,189,194
蒸気	t	1,547,132	1,539,257	13,286	851,832	674,139	7,875	—	1,810,127

注1. 原油換算値は38.2MJ/lである。

2. 都市ガス(A)は単純集計値、都市ガス(B)は41.1MJ/m<sup>3</sup>換算値である。

Chemical fibers products			石油製品	Petroleum products		ガラス製品	Glass products		Kind of energy
化学繊維	その他の繊維製品	その他の製品	工業	石油製品	その他の製品	工業	ガラス製品	その他の製品	
Chemical fibres	Other textiles	Others		Petroleum	Others		Glass	Others	
635,611	4,688	1,138,967	15,299,899	15,146,737	153,162	817,851	768,817	49,034	Total
									(Crude petroleum equivalent)
41,217	377	100,089	10,390,329	10,343,829	46,500	252,915	248,129	4,786	Oil based fuels
									(Crude petroleum equivalent)
12	—	84	267	245	22	20	20	—	Gasoline
—	—	—	261,754	261,754	—	—	—	—	Naphtha
2,659	—	16,793	1,151	1,146	5	1,171	1,136	35	Kerosene
12	—	239	1,466	1,123	343	34	34	—	Gas oil
31,332	54	74,484	540,659	540,659	—	167,252	162,548	4,704	Heavy Fuel oil
5,843	54	17,733	10,385	10,385	—	53,259	48,555	4,704	Heavy Fuel oil A
25,489	—	56,751	530,274	530,274	—	113,993	113,993	—	Heavy Fuel oil B・C
—	—	—	—	—	—	—	—	—	Hydrocarbon oil
3,941	246	3,425	574,614	574,599	15	56,774	56,774	—	Liquefied petroleum gas
—	—	—	7,603,321	7,563,568	39,753	—	—	—	Hydrocarbon gas
—	—	—	—	—	—	—	—	—	Petroleum coke
2,706	—	37,322	30,303	30,303	—	345,088	338,951	6,137	Non-oil based fuels
—	—	—	—	—	—	—	—	—	(Crude petroleum equivalent)
—	—	—	162	162	—	—	—	—	Coal
—	—	—	21,036	21,036	—	57,063	57,063	—	Natural gas
2,329	—	32,466	381	381	—	228,874	223,596	5,278	Liquefied natural gas
2,548	—	35,143	416	416	—	249,131	243,352	5,779	Town gas(A)
...	...	...	...	...	...	...	...	...	Town gas(B)
—	—	—	—	—	—	—	—	—	Black liquor
2,242,345	29,174	4,380,423	12,834,130	11,687,534	1,146,596	2,199,542	1,815,337	384,205	Waste material
5,542,383	23,099	8,594,652	53,317,678	53,317,654	24	220,467	186,165	34,302	Electricity
									Steam

800,298	6,289	1,479,712	16,302,969	16,035,352	267,616	831,577	781,655	49,922	Total
									(Crude petroleum equivalent)
267,762	3,839	485,969	15,504,672	15,251,374	253,298	261,639	255,564	6,076	Oil based fuels
									(Crude petroleum equivalent)
12	—	84	267	245	22	20	20	—	Gasoline
—	—	—	268,118	267,914	204	—	—	—	Naphtha
2,711	—	18,489	42,942	39,281	3,660	2,575	2,540	35	Kerosene
40	—	328	1,915	1,517	399	34	34	—	Gas oil
157,147	1,955	335,869	2,004,288	1,973,118	31,170	171,805	165,824	5,981	Heavy Fuel oil
23,131	1,481	32,857	79,379	78,966	413	57,812	51,831	5,981	Heavy Fuel oil A
134,016	474	303,012	1,924,909	1,894,152	30,757	113,993	113,993	—	Heavy Fuel oil B・C
421	—	259	869,294	787,728	81,566	—	—	—	Hydrocarbon oil
3,941	246	3,472	704,602	695,325	9,277	58,902	58,902	—	Liquefied petroleum gas
—	—	—	9,466,271	9,375,370	90,901	—	—	—	Hydrocarbon gas
117,842	1,950	131,943	279,412	267,024	12,389	—	—	—	Petroleum coke
313,313	586	793,043	210,563	204,870	5,694	373,068	364,233	8,835	Non-oil based fuels
									(Crude petroleum equivalent)
344,122	—	870,706	270,295	261,763	8,532	—	—	—	Coal
—	—	—	835	810	25	—	—	—	Natural gas
10,050	—	1,262	21,045	21,045	—	68,597	68,597	—	Liquefied natural gas
61,018	534	185,756	381	381	—	238,978	231,380	7,598	Town gas(A)
66,486	551	200,602	410	410	—	260,155	251,835	8,319	Town gas(B)
...	...	...	...	...	...	...	...	...	Black liquor
—	—	—	—	—	—	—	—	—	Waste material
...	...	...	...	...	...	...	...	...	Used tire
1,337,754	17,285	1,834,155	2,710,376	2,617,666	92,710	2,112,077	1,735,711	376,366	Electricity
1,371,222	3,717	435,188	4,855,299	4,855,299	—	5,742	5,742	—	Steam

Crude petroleum conversion rate is 38.2MJ/l.

Figures of Town gas (A) are simple total.

Conversion rate for town gas (B) is 41.1MJ/m<sup>3</sup>.

1) 直接投入エネルギー表 Table of direct input energy

種 別	単位 Unit	化学工業 Chemical industry				
		化学工業	化学工業製品 Chemical products			
			石油化学製品 Petrochemical products	原料用 as Materials	動力・燃料用 for driving power, fuels	
合計(原油換算)	kl	84,374,328	70,309,010	67,462,279	54,477,027	12,985,252
石油系燃料(原油換算)	"	62,698,019	61,635,849	60,959,580	54,443,408	6,516,172
原油	"	31,610	—	—	—	—
NGL・コンデンセート	"	405,736	405,736	405,736	405,736	—
ガソリン	"	248	48	48	—	48
ナフサ	"	32,018,059	31,962,830	31,865,140	31,865,140	—
改質生成油	"	19,609,627	19,609,627	19,609,627	19,609,627	—
灯油	"	1,044,785	1,011,853	1,011,853	960,388	51,465
軽油	"	215,238	212,288	212,288	212,249	39
重油計	"	866,961	621,329	606,423	543,488	62,935
A重油	"	19,625	1,801	1,618	—	1,618
B・C重油	"	847,336	619,528	604,805	543,488	61,317
炭化水素油	"	476,253	387,132	387,132	187,573	199,559
液化石油ガス	t	5,570,665	5,346,015	5,334,616	5,097,408	237,208
石油系炭化水素ガス	1000m <sup>3</sup>	5,420,032	5,309,509	5,079,796	18,775	5,061,021
オイルコークス	t	593,214	380,334	—	—	—
非石油系燃料(原油換算)	kl	10,783,034	785,653	285,203	33,619	251,584
石炭	t	12,398,717	802	—	—	—
石炭コークス	"	178,889	42,958	—	—	—
タール	"	466,404	—	—	—	—
コークス炉ガス	1000m <sup>3</sup>	1,350,072	22,742	6,715	2,791	3,924
高炉ガス	"	1,107,928	—	—	—	—
転炉ガス	"	—	—	—	—	—
天然ガス	"	228,219	87,778	11,021	—	11,021
液化天然ガス	t	472,743	377,285	136,777	22,750	114,027
都市ガス(A)	1000m <sup>3</sup>	171,977	96,850	67,245	—	67,245
都市ガス(B)	"	184,250	102,755	71,733	—	71,733
廃タイヤ	t	12,762	—	—	—	—
電力	1000kWh	40,115,555	26,657,769	14,657,032	—	14,657,032
蒸気	t	103,608,878	78,234,983	70,224,956	—	70,224,956

2) 一次投入燃料換算表 Conversion table for primary input fuel

合計(原油換算)	kl	85,370,159	70,311,053	66,931,888	54,477,027	12,454,861
石油系燃料(原油換算)	"	65,641,410	63,942,540	63,003,950	54,443,408	8,560,542
原油	"	31,610	—	—	—	—
NGL・コンデンセート	"	408,550	408,335	405,736	405,736	—
ガソリン	"	248	48	48	—	48
ナフサ	"	32,018,059	31,962,830	31,865,140	31,865,140	—
改質生成油	"	19,609,627	19,609,627	19,609,627	19,609,627	—
灯油	"	1,052,365	1,018,851	1,018,511	960,388	58,123
軽油	"	215,238	212,288	212,288	212,249	39
重油計	"	1,825,686	1,253,005	1,109,526	543,488	566,038
A重油	"	57,188	23,083	10,096	—	10,096
B・C重油	"	1,768,498	1,229,922	1,099,430	543,488	555,942
炭化水素油	"	1,184,362	1,050,156	1,026,787	187,573	839,214
液化石油ガス	t	5,604,942	5,379,971	5,368,506	5,097,408	271,098
石油系炭化水素ガス	1000m <sup>3</sup>	6,125,491	5,891,867	5,634,596	18,775	5,615,821
オイルコークス	t	940,376	609,736	146,582	—	146,582
非石油系燃料(原油換算)	kl	15,036,828	2,840,914	1,160,370	33,619	1,126,751
石炭	t	17,500,169	2,368,212	776,730	—	776,730
石炭コークス	"	178,889	42,958	—	—	—
タール	"	466,404	—	—	—	—
コークス炉ガス	1000m <sup>3</sup>	1,409,747	53,341	28,036	2,791	25,245
高炉ガス	"	1,116,374	8,446	8,446	—	8,446
転炉ガス	"	36,899	36,899	36,899	—	36,899
天然ガス	"	421,199	149,172	23,482	—	23,482
液化天然ガス	t	656,313	486,068	223,346	22,750	200,596
都市ガス(A)	1000m <sup>3</sup>	463,758	290,114	231,815	—	231,815
都市ガス(B)	"	501,130	312,641	251,159	—	251,159
廃タイヤ	t	27,066	14,304	14,304	—	14,304
電力	1000kWh	22,978,130	16,039,950	9,234,889	—	9,234,889
蒸気	t	36,955,532	29,448,318	27,610,949	—	27,610,949

アンモニア及び アンモニア誘導品 Ammonia and ammonia -derived products	原料用 as Materials	動力・燃料用等 for driving power, fuels	ソーダ工業製品	その他の製品	Kind of energy
			Soda products	Others	
1,512,298	828,191	684,106	1,334,433	14,065,318	Total
674,872	512,313	162,559	1,397	1,062,170	(Crude petroleum equivalent)
—	—	—	—	31,610	Oil based fuels
—	—	—	—	—	(Crude petroleum equivalent)
—	—	—	—	200	Crude petroleum
97,690	72,007	25,683	—	55,229	Natural gas liquids
—	—	—	—	—	Gasoline
—	—	—	—	—	Naphtha
—	—	—	—	—	Oil produced by conversion
—	—	—	—	32,932	Kerosene
13,616	—	13,616	1,290	2,950	Gas oil
—	—	—	183	245,632	Heavy Fuel oil
13,616	—	13,616	1,107	17,824	Heavy Fuel oil A
—	—	—	—	89,121	Heavy Fuel oil B・C
11,389	—	11,389	10	224,650	Hydrocarbon oil
229,713	134,412	95,301	—	110,523	Liquefied petroleum gas
380,334	380,334	—	—	212,880	Hydrocarbon gas
463,050	315,878	147,172	37,400	9,997,381	Petroleum coke
802	802	—	—	12,397,915	Non-oil based fuels
—	—	—	42,958	135,931	(Crude petroleum equivalent)
—	—	—	—	466,404	Coal
16,027	—	16,027	—	1,327,330	Coal coke
—	—	—	—	1,107,928	Tar
—	—	—	—	—	Coke oven gas
74,850	49,139	25,711	1,907	140,441	Blast furnace gas
240,184	184,365	55,819	324	95,458	Converter furnace gas
27,658	—	27,658	1,947	75,127	Natural gas
28,984	—	28,984	2,038	81,494	Liquefied natural gas
—	—	—	—	12,762	Town gas(A)
982,695	—	982,695	11,018,042	13,457,784	Town gas(B)
4,093,692	—	4,093,692	3,916,335	25,373,893	Used tires
					Electricity
					Steam
1,490,828	828,191	662,637	1,888,337	15,059,106	Total
766,227	512,313	253,914	172,363	1,698,870	(Crude petroleum equivalent)
—	—	—	—	31,610	Oil based fuels
—	—	—	2,599	215	(Crude petroleum equivalent)
—	—	—	—	200	Crude petroleum
97,690	72,007	25,683	—	55,229	Natural gas liquids
—	—	—	—	—	Gasoline
55	—	55	285	—	Naphtha
—	—	—	—	33,513	Oil produced by conversion
44,506	—	44,506	98,973	2,950	Kerosene
1,909	—	1,909	11,079	572,681	Gas oil
42,597	—	42,597	87,894	34,105	Heavy Fuel oil
20,567	—	20,567	2,802	538,576	Heavy Fuel oil A
11,389	—	11,389	76	134,206	Heavy Fuel oil B・C
254,702	134,412	120,290	2,569	224,971	Hydrocarbon oil
389,052	380,334	8,718	74,103	233,624	Liquefied petroleum gas
599,747	315,878	283,869	1,080,797	330,640	Hydrocarbon gas
99,876	802	99,074	1,491,605	15,131,957	Petroleum coke
—	—	—	42,958	135,931	Non-oil based fuels
25,305	—	25,305	—	466,404	(Crude petroleum equivalent)
—	—	—	—	1,356,406	Coal
—	—	—	—	1,107,928	Coal coke
112,858	49,139	63,719	12,832	—	Tar
255,806	184,365	71,441	6,915	272,026	Coke oven gas
28,630	—	28,630	29,669	173,644	Blast furnace gas
30,003	—	30,003	31,480	188,488	Converter furnace gas
—	—	—	—	12,762	Natural gas
787,262	—	787,262	6,017,798	6,938,180	Liquefied natural gas
746,801	—	746,801	1,090,568	7,507,214	Town gas(A)
					Town gas(B)
					Used tires
					Electricity
					Steam

1) 直接投入エネルギー表

Table of direct input energy

種 別	単位	Ceramics, clay and stone products				
		窯業・土石製品 工 業	窯業・土石製品	Ceramics, clay and stone		
				セメント Cement	焼成用 for Sintering	その他用 for Others
合計(原油換算)	kl	8,770,196	7,013,010	5,454,529	4,676,935	777,594
石油系燃料(原油換算)	"	1,787,600	1,541,874	776,030	719,548	56,482
ガソリン	"	251	143	56	—	56
灯油	"	42,541	23,001	1,777	1,388	389
軽油	"	11,875	5,120	3,118	—	3,118
重油計	"	769,896	671,036	85,608	39,181	46,427
A重油	"	56,706	41,708	18,483	12,459	6,024
B・C重油	"	713,190	629,328	67,125	26,722	40,403
炭化水素油	"	211,499	206,677	196,692	193,777	2,915
液化石油ガス	t	37,575	7,299	30	—	30
オイルコークス	"	812,442	722,350	604,332	604,332	—
非石油系燃料(原油換算)	kl	4,727,931	4,631,140	3,976,927	3,957,386	19,540
石炭	t	6,018,545	5,985,193	5,799,970	5,791,490	8,480
石炭コークス	"	393,509	331,988	—	—	—
コークス炉ガス	1000m <sup>3</sup>	354,454	354,021	2,219	—	2,219
高炉ガス	"	115,180	115,001	960	—	960
転炉ガス	"	269,532	263,230	36,320	—	36,320
電気炉ガス	"	24,603	23,498	—	—	—
天然ガス	"	4,670	4,670	—	—	—
都市ガス(A)	"	38,682	15,741	—	—	—
都市ガス(B)	"	40,980	16,457	—	—	—
廃タイヤ	t	135,310	135,310	135,310	129,806	5,504
電力	1000kWh	17,669,247	8,659,748	7,493,904	—	7,493,904
蒸気	t	8,839,730	498,221	64,595	—	64,595

2) 一次投入燃料換算表

Conversion table for primary input fuel

合計(原油換算)	kl	10,277,470	7,638,468	6,085,362	4,676,935	1,408,427
石油系燃料(原油換算)	"	2,182,547	1,752,117	964,312	719,548	244,763
ガソリン	"	251	143	56	—	56
灯油	"	45,125	25,418	1,896	1,388	508
軽油	"	11,875	5,120	3,118	—	3,118
重油計	"	947,703	704,573	101,126	39,181	61,945
A重油	"	70,967	52,939	20,228	12,459	7,769
B・C重油	"	876,736	651,634	80,898	26,722	54,176
炭化水素油	"	211,499	206,677	196,692	193,777	2,915
液化石油ガス	t	37,575	7,299	30	—	30
オイルコークス	"	1,072,624	945,557	826,298	604,332	221,966
非石油系燃料(原油換算)	kl	7,512,818	5,490,690	4,830,500	3,957,386	873,114
石炭	t	10,123,522	7,267,447	7,079,042	5,791,490	1,287,552
石炭コークス	"	393,509	331,988	—	—	—
コークス炉ガス	1000m <sup>3</sup>	354,454	354,021	2,219	—	2,219
高炉ガス	"	115,180	115,001	960	—	960
転炉ガス	"	269,532	263,230	36,320	—	36,320
電気炉ガス	"	24,603	23,498	—	—	—
天然ガス	"	53,756	8,546	3,704	—	3,704
都市ガス(A)	"	41,839	18,898	—	—	—
都市ガス(B)	"	44,434	19,913	—	—	—
廃タイヤ	t	135,310	135,310	135,310	129,806	5,504
電力	1000kWh	6,161,444	4,191,345	3,108,360	—	3,108,360
蒸気	t	129,453	83,470	20,271	—	20,271

板ガラス			石灰 Lime	その他の製品 for Others	Kind of energy
Sheet glass	熔解窯用 for Dissolving furnaces	その他用 for Others			
427,570	349,484	78,086	1,130,911	1,757,186	Total
352,764	343,750	9,014	413,080	250,453	(Crude petroleum equivalent) Oil based fuels (Crude petroleum equivalent)
28	—	28	59	108	Gasoline
1,294	—	1,294	19,930	19,540	Kerosene
34	—	34	1,968	6,755	Gas oil
319,760	315,824	3,936	265,668	98,860	Heavy Fuel oil
2,966	—	2,966	20,259	14,998	Heavy Fuel oil A
316,794	315,824	970	245,409	83,862	Heavy Fuel oil B・C
—	—	—	9,985	4,822	Hydrocarbon oil
4,185	1,380	2,805	3,084	30,276	Liquefied petroleum gas
—	—	—	118,018	90,092	Petroleum coke
15,627	5,734	9,893	638,586	96,791	Non-oil based fuels (Crude petroleum equivalent)
—	—	—	185,223	33,352	Coal
—	—	—	331,988	61,521	Coal coke
—	—	—	351,802	433	Coke oven gas
—	—	—	114,041	179	Blast furnace gas
—	—	—	226,910	6,302	Converter furnace gas
—	—	—	23,498	1,105	Electric furnace gas
—	—	—	4,670	—	Natural gas
14,150	5,465	8,685	1,591	22,941	Town gas(A)
14,714	5,399	9,315	1,743	24,523	Town gas(B)
—	—	—	—	—	Used tires
513,066	—	513,066	652,778	9,009,499	Electricity
165,684	—	165,684	267,942	8,341,509	Steam
421,136	349,483	71,653	1,131,970	2,639,001	Total
358,440	343,750	14,690	429,365	430,430	(Crude petroleum equivalent) Oil based fuels (Crude petroleum equivalent)
28	—	28	59	108	Gasoline
1,640	—	1,640	21,882	19,707	Kerosene
34	—	34	1,968	6,755	Gas oil
324,702	315,824	8,878	278,745	243,130	Heavy Fuel oil
3,002	—	3,002	29,709	18,028	Heavy Fuel oil A
321,700	315,824	5,876	249,036	225,102	Heavy Fuel oil B・C
—	—	—	9,985	4,822	Hydrocarbon oil
4,185	1,380	2,805	3,084	30,276	Liquefied petroleum gas
—	—	—	119,259	127,066	Petroleum coke
19,298	5,733	13,565	640,892	2,022,128	Non-oil based fuels (Crude petroleum equivalent)
—	—	—	188,404	2,856,076	Coal
—	—	—	331,988	61,521	Coal coke
—	—	—	351,802	433	Coke oven gas
—	—	—	114,041	179	Blast furnace gas
—	—	—	226,910	6,302	Converter furnace gas
—	—	—	23,498	1,105	Electric furnace gas
—	—	—	4,842	45,210	Natural gas
17,307	5,465	11,842	1,591	22,941	Town gas(A)
18,171	5,399	12,773	1,742	24,521	Town gas(B)
—	—	—	—	—	Used tires
448,546	—	448,546	634,439	1,970,100	Electricity
24,206	—	24,206	38,993	45,983	Steam

1) 直接投入エネルギー表 Table of direct input energy

種別	単位 Unit	鉄鋼業 Iron and steel						
		鉄鋼製品 Iron and steel products	Iron and steel products					製鋼用 for Steelmaking
			焼結鉱用 for Sintering	ペレット用 for Pelletizing	鉄鉄用 for Pig iron	フェロアロイ for Ferro-alloys		
合計(原油換算)	kl	110,414,118	72,650,435	4,599,549	194,527	38,436,296	899,105	4,499,972
石油系燃料(原油換算)	"	2,731,984	2,245,185	1,695	9,088	565,283	64,706	188,568
ガソリン	"	2,828	374	—	—	—	—	—
灯油	"	112,466	105,006	—	—	—	610	20,531
軽油	"	48,208	44,531	—	—	15	808	1,775
重油計	"	1,110,016	1,082,395	1,566	8,394	92,838	56,214	48,770
A重油	"	408,002	389,454	—	—	674	3,876	42,653
B・C重油	"	702,014	692,941	1,566	8,394	92,164	52,338	6,117
炭化水素油	"	142,968	16,784	—	—	—	—	3,848
液化石油ガス	t	390,870	362,524	—	—	4,396	2,102	83,071
石油系炭化水素ガス	1000m <sup>3</sup>	537	537	—	—	—	—	—
オイルコークス	t	951,410	599,927	—	—	594,132	—	5,750
非石油系燃料(原油換算)	kl	94,000,288	57,387,615	4,210,241	156,538	36,857,273	604,426	2,240,066
コークス製造用炭	t	47,569,251	3,319,165	—	—	3,319,165	—	—
石炭	"	14,638,354	14,638,354	1,726,296	119,675	7,904,041	503,801	752,636
石炭コークス	"	36,683,735	36,444,569	3,817,182	71,273	31,810,743	318,293	231,980
タール	"	65,038	10,262	—	—	—	10,262	—
コークス炉ガス	1000m <sup>3</sup>	11,621,550	9,273,455	272,100	42,035	1,640,368	5,242	386,905
高炉ガス	"	92,552,384	74,343,524	84,206	—	33,230,615	1,706	11,737
転炉ガス	"	6,379,790	5,759,407	19,927	—	1,530,363	6,757	32,655
電気炉ガス	"	96,864	96,864	—	—	—	9,113	—
天然ガス	"	12,250	12,178	—	—	—	—	307
液化天然ガス	t	470,400	449,863	14	—	—	7	2,799
都市ガス(A)	1000m <sup>3</sup>	1,790,338	1,743,646	3,302	—	168,180	16	102,414
都市ガス(B)	"	1,962,354	1,911,167	3,615	—	184,137	16	112,174
酸素	1000Nm <sup>3</sup>	10,429,226	10,418,600	—	—	3,237,711	63,496	6,639,427
電力	1000kWh	72,942,254	68,567,712	4,031,733	304,060	5,551,997	2,453,581	19,743,757
蒸気	t	99,773,942	96,051,853	181,820	8,920	7,194,232	25,066	3,395,607

2) 一次投入燃料換算表 Conversion table for primary input fuel

合計(原油換算)	kl	99,328,653	61,498,379	4,772,613	232,395	38,624,381	940,467	4,770,838
石油系燃料(原油換算)	"	2,624,103	2,129,390	13,830	15,388	594,476	82,444	215,019
ガソリン	"	2,828	374	—	—	—	—	—
灯油	"	111,790	104,029	—	—	—	610	21,419
軽油	"	48,208	44,531	—	—	15	808	1,775
重油計	"	1,026,541	994,236	8,548	11,036	108,747	70,537	66,007
A重油	"	370,884	350,239	64	—	1,211	4,375	47,040
B・C重油	"	655,657	643,997	8,485	11,036	107,537	66,162	18,967
炭化水素油	"	142,968	16,784	—	—	—	—	3,848
液化石油ガス	t	375,978	345,568	3,489	2,620	13,543	3,829	88,605
石油系炭化水素ガス	1000m <sup>3</sup>	537	537	—	—	—	—	—
オイルコークス	t	951,410	599,927	—	—	594,132	—	5,750
非石油系燃料(原油換算)	kl	91,364,200	54,368,659	4,513,191	209,235	37,643,864	650,567	2,901,266
コークス製造用炭	t	47,569,251	3,319,165	—	—	3,319,165	—	—
石炭	"	12,806,282	12,579,201	1,798,039	145,992	8,134,676	522,059	1,020,418
石炭コークス	"	36,683,735	36,444,569	3,817,182	71,273	31,810,743	318,293	231,980
タール	"	65,038	10,262	—	—	—	10,262	—
コークス炉ガス	1000m <sup>3</sup>	11,164,895	8,741,766	365,968	51,198	1,813,649	11,538	526,901
高炉ガス	"	82,134,739	62,355,315	1,959,432	336,767	38,264,173	233,450	3,266,092
転炉ガス	"	5,593,176	4,849,780	138,347	2,535	1,817,534	8,440	309,050
電気炉ガス	"	79,383	57,747	—	—	—	54,201	—
天然ガス	"	12,250	12,178	—	—	—	—	307
液化天然ガス	t	439,667	416,610	530	—	990	7	7,574
都市ガス(A)	1000m <sup>3</sup>	1,760,708	1,698,789	13,995	—	195,377	16	148,219
都市ガス(B)	"	1,929,938	1,862,009	15,323	—	213,917	15	162,538
酸素	1000Nm <sup>3</sup>	10,429,226	10,418,600	—	—	3,237,711	63,496	6,639,427
電力	1000kWh	54,126,953	50,963,598	2,614,099	81,634	3,401,986	2,221,537	17,537,068
蒸気	t	4,416,643	3,754,693	35,009	2,582	1,006,589	11,592	335,605

		鍛鋼用	鑄鋼用	圧延(冷間を含む) 及び鋼管用	発電・ボイラ・コージェネレーション用	その他の鉄鋼製品	コークス	その他の製品	Kind of energy
転炉	電気炉	for Steel forgings	for Steel castings	Rolling (including Cold) and Pipes	Power generation, Boilers, Co-generation	Others	Coke	Others	
LD converters	Electric furnaces								
2,577,957	1,922,015	268,619	82,966	7,718,332	12,398,089	3,552,979	37,107,292	656,391	Total
									(Crude petroleum equivalent)
114,073	74,495	105,441	32,366	753,873	343,394	180,769	408,232	78,567	Oil based fuels
									(Crude petroleum equivalent)
—	—	—	—	—	—	374	—	2,454	Gasoline
1,444	19,087	18,335	13,181	17,258	4,104	30,987	—	7,460	Kerosene
1,755	20	552	93	26,648	—	14,640	47	3,630	Gas oil
7,537	41,233	68,381	11,042	499,306	232,956	62,928	—	27,621	Heavy Fuel oil
7,470	35,183	64,133	10,994	136,584	71,652	58,888	—	18,548	Heavy Fuel oil A
67	6,050	4,248	48	362,722	161,304	4,040	—	9,073	Heavy Fuel oil B・C
—	3,848	—	—	12,936	—	—	126,184	—	Hydrocarbon oil
78,752	4,319	13,805	6,564	126,620	70,443	55,523	7	28,339	Liquefied petroleum gas
—	—	—	—	537	—	—	—	—	Hydrocarbon gas
—	5,750	—	—	—	—	45	351,483	—	Petroleum coke
1,811,761	428,305	94,888	18,013	4,588,852	7,668,675	948,644	36,431,283	181,390	Non-oil based fuels
									(Crude petroleum equivalent)
—	—	—	—	—	—	—	44,250,086	—	Coal for making
734,700	17,936	—	—	—	3,621,285	10,620	—	—	Coal
42,556	189,424	—	1,335	—	—	193,763	214,419	24,747	Coal coke
—	—	—	—	—	—	—	54,776	—	Tar
365,468	21,437	44,617	2,305	4,999,285	1,599,128	281,470	2,291,504	56,591	Coke oven gas
11,044	693	2,396	—	1,374,955	37,793,066	1,844,843	18,193,224	15,636	Blast furnace gas
29,644	3,011	10,324	—	1,424,631	2,633,533	101,217	399,992	220,391	Converter furnace gas
—	—	—	—	—	87,751	—	—	—	Electric furnace gas
—	307	2,266	—	6,731	2,484	390	—	72	Natural gas
43	2,756	16,531	862	308,953	65,111	55,586	—	20,537	Liquefied natural gas
25,027	77,387	34,723	11,675	829,292	322,438	271,606	2,504	44,188	Town gas(A)
27,401	84,773	38,016	12,425	905,751	353,908	301,125	2,738	48,449	Town gas(B)
5,738,109	901,318	10,130	7,228	146,901	—	313,707	—	10,626	Oxygen
4,764,521	14,979,236	711,480	343,901	19,970,928	1,744,057	13,712,218	1,625,686	2,748,856	Electricity
3,022,387	373,220	30,458	8,635	7,491,819	61,106,692	16,608,604	1,686,162	2,035,927	Steam
2,778,528	1,992,309	270,660	83,215	8,268,737	—	3,535,072	37,109,599	720,676	Total
									(Crude petroleum equivalent)
134,432	80,587	106,088	32,462	825,512	—	244,171	409,395	85,318	Oil based fuels
									(Crude petroleum equivalent)
—	—	—	—	—	—	374	—	2,454	Gasoline
1,444	19,975	18,335	13,181	18,254	—	32,230	—	7,761	Kerosene
1,755	20	552	93	26,648	—	14,640	47	3,630	Gas oil
20,138	45,869	69,021	11,136	543,518	—	105,685	424	31,881	Heavy Fuel oil
8,873	38,167	64,773	11,085	151,508	—	70,183	13	20,633	Heavy Fuel oil A
11,265	7,702	4,248	52	392,009	—	35,502	411	11,248	Heavy Fuel oil B・C
—	3,848	—	—	12,936	—	—	126,184	—	Hydrocarbon oil
83,945	4,659	13,805	6,564	144,832	—	68,281	544	29,866	Liquefied petroleum gas
—	—	—	—	537	—	—	—	—	Hydrocarbon gas
—	5,750	—	—	—	—	45	351,483	—	Petroleum coke
2,355,127	546,139	98,492	18,495	6,104,239	—	2,229,309	36,587,106	408,435	Non-oil based fuels
									(Crude petroleum equivalent)
—	—	—	—	—	—	—	44,250,086	—	Coal for making
939,587	80,831	382	94	581,221	—	376,320	64,754	162,326	Coal
42,556	189,424	—	1,335	—	—	193,763	214,419	24,747	Coal coke
—	—	—	—	—	—	—	54,776	—	Tar
478,213	48,688	45,539	2,305	5,308,897	—	615,771	2,338,090	85,039	Coke oven gas
3,254,055	12,037	4,403	—	9,266,986	—	9,024,014	18,874,902	904,522	Blast furnace gas
211,664	97,385	10,324	—	2,001,842	—	561,709	471,640	271,756	Converter furnace gas
—	—	—	—	—	—	3,546	—	21,636	Electric furnace gas
—	307	2,266	—	8,953	—	652	—	72	Natural gas
1,920	5,654	18,043	862	319,676	—	68,928	1,622	21,435	Liquefied natural gas
40,401	107,819	35,184	12,033	934,012	—	359,952	10,669	51,250	Town gas(A)
44,234	118,304	38,523	12,820	1,020,763	—	398,110	11,681	56,247	Town gas(B)
5,738,109	901,318	10,130	7,228	146,901	—	313,707	—	10,626	Oxygen
2,896,160	14,640,908	700,735	341,127	13,883,769	—	10,181,643	1,083,312	2,080,043	Electricity
282,967	52,638	12,952	7,587	686,804	—	1,655,973	178,308	483,642	Steam

1) 直接投入エネルギー表 Table of direct input energy

種別	単位 Unit	非鉄金属 地金工業	Non-ferrous metals					
			非鉄金属地金	Non-ferrous metals			鉛	Lead
				銅	Copper			
					溶錬工程 Fusing and mixing process	電解工程 Electrolytic process		
合計(原油換算)	kl	1,454,563	1,215,713	399,151	325,689	73,462	103,822	94,567
石油系燃料(原油換算)	"	402,644	368,068	107,868	107,868	—	10,289	5,539
ガソリン	"	92	92	—	—	—	—	—
灯油	"	34,984	19,611	382	382	—	100	20
軽油	"	4,146	2,534	109	109	—	12	12
重油計	"	243,143	232,745	88,793	88,793	—	9,263	4,745
A重油	"	129,499	120,572	12,307	12,307	—	6,687	3,143
B・C重油	"	113,644	112,173	76,486	76,486	—	2,576	1,602
炭化水素油	"	84,609	78,444	1,850	1,850	—	—	—
液化石油ガス	t	10,972	10,103	4,017	4,017	—	42	12
オイルコークス	"	7,069	7,069	6,315	6,315	—	754	754
非石油系燃料(原油換算)	kl	378,246	372,109	70,218	70,218	—	77,782	77,782
石炭	t	76,790	76,790	76,790	76,790	—	—	—
石炭コークス	"	294,709	292,082	17,966	17,966	—	93,386	93,386
コークス炉ガス	1000m <sup>3</sup>	—	—	—	—	—	—	—
高炉ガス	"	257,598	257,598	—	—	—	72,730	72,730
転炉ガス	"	—	—	—	—	—	—	—
天然ガス	"	7,126	7,126	—	—	—	—	—
液化天然ガス	t	14,158	13,931	3,951	3,951	—	304	304
都市ガス(A)	1000m <sup>3</sup>	44,746	41,462	—	—	—	—	—
都市ガス(B)	"	49,605	46,007	—	—	—	—	—
廃タイヤ	t	—	—	—	—	—	—	—
電力	1000kWh	6,091,690	4,299,290	1,706,972	1,068,118	638,854	152,015	105,097
蒸気	t	1,548,040	1,093,744	900,985	697,953	203,032	23,285	21,259

2) 一次投入燃料換算表 Conversion table for primary input fuel

合計(原油換算)	kl	1,370,786	1,139,764	325,127	270,023	55,104	103,896	94,633
石油系燃料(原油換算)	"	420,697	381,450	113,116	110,765	2,351	11,093	6,273
ガソリン	"	92	92	—	—	—	—	—
灯油	"	35,382	20,009	770	382	388	100	20
軽油	"	4,146	2,534	109	109	—	12	12
重油計	"	260,354	245,390	93,404	91,487	1,917	10,057	5,471
A重油	"	142,753	130,056	13,864	12,589	1,275	7,464	3,852
B・C重油	"	117,601	115,334	79,540	78,898	642	2,593	1,619
炭化水素油	"	84,609	78,444	1,850	1,850	—	—	—
液化石油ガス	t	10,972	10,103	4,017	4,017	—	42	12
オイルコークス	"	7,069	7,069	6,315	6,315	—	754	754
非石油系燃料(原油換算)	kl	389,257	378,993	70,218	70,218	—	79,479	79,479
石炭	t	76,790	76,790	76,790	76,790	—	—	—
石炭コークス	"	294,709	292,082	17,966	17,966	—	93,386	93,386
コークス炉ガス	1000m <sup>3</sup>	—	—	—	—	—	—	—
高炉ガス	"	366,462	335,053	—	—	—	91,819	91,819
転炉ガス	"	—	—	—	—	—	—	—
天然ガス	"	7,126	7,126	—	—	—	—	—
液化天然ガス	t	14,216	13,972	3,951	3,951	—	315	315
都市ガス(A)	1000m <sup>3</sup>	45,897	41,462	—	—	—	—	—
都市ガス(B)	"	50,863	46,008	—	—	—	—	—
廃タイヤ	t	—	—	—	—	—	—	—
電力	1000kWh	5,666,064	3,974,377	1,426,594	880,021	546,573	142,331	95,462
蒸気	t	488,360	139,065	131,473	103,854	27,619	1,214	—

電解工程 Electrolytic process	亜鉛	Zinc		アルミニウム Aluminum	アルミニウム 二次地金 Secondary aluminum ingots	その他の 非鉄金属 Other Non-ferrous metals	その他の製品 Others	Kind of energy
		電気亜鉛 Electrolytic zinc	蒸留亜鉛 Distilled zinc					
9,255	360,000	208,768	151,231	93,704	233,118	25,918	238,850	Total
4,750	12,638	6,248	6,390	33,942	195,611	7,720	34,576	(Crude petroleum equivalent)
—	24	24	—	68	—	—	—	Oil based fuels
80	130	130	—	10,846	7,858	295	15,373	(Crude petroleum equivalent)
—	133	133	—	256	1,888	136	1,612	Gasoline
4,518	11,549	5,636	5,913	21,395	98,658	3,087	10,398	Kerosene
3,544	5,026	2,387	2,639	6,654	86,811	3,087	8,927	Gas oil
974	6,523	3,249	3,274	14,741	11,847	—	1,471	Heavy Fuel oil
—	—	—	—	—	76,594	—	6,165	Heavy Fuel oil A
30	170	34	136	506	2,177	3,191	869	Heavy Fuel oil B・C
—	—	—	—	—	—	—	—	Hydrocarbon oil
—	—	—	—	—	—	—	—	Liquefied petroleum gas
—	—	—	—	—	—	—	—	Petroleum coke
—	164,330	32,346	131,984	37,663	18,379	3,737	6,137	Non-oil based fuels
—	—	—	—	—	—	—	—	(Crude petroleum equivalent)
—	180,088	29,447	150,641	—	—	642	2,627	Coal
—	—	—	—	—	—	—	—	Coal coke
—	184,868	12,199	172,669	—	—	—	—	Coke oven gas
—	—	—	—	—	—	—	—	Blast furnace gas
—	—	—	—	7,126	—	—	—	Converter furnace gas
—	7,373	5,722	1,651	—	—	2,303	227	Natural gas
—	696	696	—	25,309	15,457	—	3,284	Liquefied natural gas
—	779	779	—	27,922	17,306	—	3,598	Town gas(A)
—	—	—	—	—	—	—	—	Town gas(B)
46,918	1,889,626	1,788,985	100,641	233,242	205,622	111,813	1,792,400	Used tires
2,026	104,927	54,356	50,571	5,802	—	58,745	454,296	Electricity
								Steam

9,263	360,967	209,422	151,545	93,994	233,122	22,658	231,022	Total
4,819	18,488	10,625	7,863	34,528	195,611	8,614	39,247	(Crude petroleum equivalent)
—	24	24	—	68	—	—	—	Oil based fuels
80	130	130	—	10,846	7,858	305	15,373	(Crude petroleum equivalent)
—	133	133	—	256	1,888	136	1,612	Gasoline
4,586	17,340	9,968	7,371	21,975	98,658	3,956	14,964	Kerosene
3,612	10,817	6,719	4,097	7,234	86,811	3,866	12,697	Gas oil
975	6,523	3,249	3,274	14,741	11,847	90	2,267	Heavy Fuel oil
—	—	—	—	—	76,594	—	6,165	Heavy Fuel oil A
30	170	34	136	506	2,177	3,191	869	Heavy Fuel oil B・C
—	—	—	—	—	—	—	—	Hydrocarbon oil
—	—	—	—	—	—	—	—	Liquefied petroleum gas
—	—	—	—	—	—	—	—	Petroleum coke
—	168,942	32,449	136,493	37,660	18,383	4,311	10,265	Non-oil based fuels
—	—	—	—	—	—	—	—	(Crude petroleum equivalent)
—	180,088	29,447	150,641	—	—	642	2,627	Coal
—	—	—	—	—	—	—	—	Coal coke
—	236,781	13,367	223,414	—	—	6,452	31,410	Coke oven gas
—	—	—	—	—	—	—	—	Blast furnace gas
—	—	—	—	7,126	—	—	—	Converter furnace gas
—	7,400	5,722	1,677	—	—	2,307	244	Natural gas
—	696	696	—	25,309	15,457	—	4,435	Liquefied natural gas
—	779	779	—	27,919	17,310	—	4,856	Town gas(A)
—	—	—	—	—	—	—	—	Town gas(B)
46,869	1,865,521	1,788,231	77,290	233,242	205,622	101,067	1,691,687	Used tires
1,214	—	—	—	1,576	—	4,803	349,295	Electricity
								Steam

(ア) 直接投入エネルギー表 Table of direct input energy

種 別	単位 Unit	機械工業			
			Machinery		
			機械器具製品	Machinery products	
			土木建設機械 Civil engineering machinery	金属工作機械及び 金属加工機械 Metal working machinery and metal processing machinery	
合計(原油換算)	kl	4,813,862	3,463,423	75,927	91,620
石油系燃料(原油換算)	"	547,035	310,306	14,263	26,934
ガソリン	"	76,979	48,713	108	70
灯油	"	69,977	38,319	1,022	3,170
軽油	"	52,240	15,384	5,225	180
重油計	"	154,999	53,637	533	22,427
A重油	"	142,195	51,940	533	22,427
B・C重油	"	12,804	1,697	—	—
炭化水素油	"	1,946	—	—	—
液化石油ガス	t	153,375	122,740	5,766	786
石油系炭化水素ガス	1000m3	—	—	—	—
非石油系燃料(原油換算)	kl	961,314	600,867	15,919	5,660
石炭	t	7	7	—	7
石炭コークス	"	62,701	60,083	—	—
コークス炉ガス	1000m3	—	—	—	—
天然ガス	"	27,863	27,546	—	—
液化天然ガス	t	57,726	27,398	—	65
都市ガス(A)	1000m3	680,321	412,211	13,685	4,838
都市ガス(B)	"	754,145	457,245	14,990	5,239
廃タイヤ	t	—	—	—	—
電力	1000kWh	35,534,260	27,436,672	491,755	634,533

2) 一次投入燃料換算表 Conversion table for primary input fuel

合計(原油換算)	kl	5,954,524	4,417,299	76,849	108,183
石油系燃料(原油換算)	"	690,897	439,846	15,989	29,869
ガソリン	"	76,979	48,713	108	70
灯油	"	96,153	63,541	1,022	3,546
軽油	"	52,652	15,748	5,225	180
重油計	"	248,049	133,732	2,242	24,979
A重油	"	233,162	130,880	2,242	24,979
B・C重油	"	14,887	2,853	—	—
炭化水素油	"	1,946	—	—	—
液化石油ガス	t	172,020	141,222	5,766	786
石油系炭化水素ガス	1000m3	—	—	—	—
非石油系燃料(原油換算)	kl	2,378,828	1,761,344	15,919	24,523
石炭	t	70,882	48,263	—	7
石炭コークス	"	62,701	60,083	—	—
コークス炉ガス	1000m3	—	—	—	—
天然ガス	"	75,762	75,300	—	—
液化天然ガス	t	102,229	61,041	—	788
都市ガス(A)	1000m3	1,750,065	1,287,773	13,685	20,177
都市ガス(B)	"	1,934,749	1,424,546	14,990	22,040
廃タイヤ	t	—	—	—	—
電力	1000kWh	31,011,595	23,823,165	483,110	578,260

電子部品 Parts for electronic equipment	電子管・半導体素子 ・集積回路 Electron tubes, semiconductors, integrated circuits	電子計算機及び関連 装置、電子応用装置 Computers and related equipment, associated electronic equipment	自動車及び部品 (二輪自動車を含む) Automobiles (including motorcycles) and parts	その他の製品 Other	Kind of energy
289,463	913,080	227,593	1,865,739	1,350,439	Total
10,694	30,663	4,290	223,462	236,729	(Crude petroleum equivalent) Oil based fuels
—	69	8	48,458	28,266	(Crude petroleum equivalent) Gasoline
3,137	2,594	257	28,139	31,658	Kerosene
—	—	—	9,979	36,856	Gas oil
1,769	5,769	2,816	20,323	101,362	Heavy Fuel oil
1,769	5,769	2,816	18,626	90,255	Heavy Fuel oil A
—	—	—	1,697	11,107	Heavy Fuel oil B・C
—	—	—	—	1,946	Hydrocarbon oil
4,519	16,998	910	93,761	30,635	Liquefied petroleum gas
—	—	—	—	—	Hydrocarbon gas
17,525	44,850	19,621	497,292	360,447	Non-oil based fuels
—	—	—	—	—	(Crude petroleum equivalent) Coal
—	—	—	60,083	2,618	Coal coke
—	—	—	—	—	Coke oven gas
51	647	—	26,848	317	Natural gas
568	280	—	26,485	30,328	Liquefied natural gas
14,146	36,851	16,857	325,834	268,110	Town gas(A)
15,693	41,174	18,476	361,674	296,901	Town gas(B)
—	—	—	—	—	Used tires
2,808,377	9,003,842	2,189,571	12,308,594	8,097,588	Electricity
363,892	1,162,604	256,731	2,449,040	1,537,225	Total
16,938	70,772	11,632	294,646	251,050	(Crude petroleum equivalent) Oil based fuels
—	69	8	48,458	28,266	(Crude petroleum equivalent) Gasoline
3,154	25,239	257	30,323	32,612	Kerosene
30	—	—	10,313	36,904	Gas oil
1,971	8,573	9,109	86,859	114,316	Heavy Fuel oil
1,971	8,573	9,109	84,006	102,282	Heavy Fuel oil A
—	—	—	2,853	12,034	Heavy Fuel oil B・C
—	—	—	—	1,946	Hydrocarbon oil
9,085	29,036	1,659	94,889	30,798	Liquefied petroleum gas
—	—	—	—	—	Hydrocarbon gas
124,284	349,469	50,639	1,196,510	617,483	Non-oil based fuels
—	—	—	48,256	22,620	(Crude petroleum equivalent) Coal
—	—	—	60,083	2,618	Coal coke
—	—	—	—	—	Coke oven gas
51	32,375	—	42,874	462	Natural gas
4,206	2,892	—	53,155	41,188	Liquefied natural gas
102,506	264,238	43,430	843,736	462,292	Town gas(A)
111,385	290,954	47,682	937,495	510,203	Town gas(B)
—	—	—	—	—	Used tires
2,393,704	7,980,398	2,090,445	10,297,248	7,188,430	Electricity

(2) 指定生産品目別エネルギー消費量の推移 Trends of Energy consumption by specified products

① パルプ・紙・板紙 Pulp, Paper and Paperbord products								
直接投入エネルギー表 Table of direct input energy								
パルプ・紙・板紙工業計 Pulp, Paper and Paperbord								
年・期・月	計 (原油換算) Total (Crude petroleum equivalent)	石油系燃料 (原油換算) Oil based fuels (Crude petroleum equivalent)	ガソリン Gasoline	灯油 Kerosene	軽油 Gas oil	重油計 Heavy fuel oil Total	A重油 Heavy fuel oil A	B・C重油 Heavy fuel oil B・C
	kl	kl	kl	kl	kl	kl	kl	kl
平成16年	9,923,004	480,052	230	28,646	2,586	375,375	16,549	358,826
17	9,962,521	484,339	147	27,419	2,422	373,172	13,615	359,557
18	10,011,670	484,985	133	34,234	2,540	368,086	12,093	355,993
19	9,999,283	467,151	246	26,197	3,048	361,462	13,110	348,352
20	9,651,785	464,958	220	24,635	3,287	359,860	13,663	346,197
平成18年度	9,997,484	479,308	162	30,936	2,663	366,874	12,192	354,682
19	10,021,267	468,787	242	26,491	3,171	362,786	13,523	349,263
20年1~3月	2,602,224	122,148	59	6,867	831	95,411	3,305	92,106
4~6	2,418,023	118,702	57	6,639	833	91,247	3,674	87,573
7~9	2,372,243	119,101	53	5,744	805	92,946	3,534	89,412
10~12	2,259,294	105,008	51	5,385	818	80,256	3,150	77,106
平成20年1月	872,528	41,539	20	2,223	267	33,043	1,049	31,994
2	851,008	39,768	19	2,219	280	31,103	1,152	29,951
3	878,688	40,841	20	2,425	284	31,265	1,104	30,161
4	808,247	37,404	20	2,157	276	28,968	1,195	27,773
5	814,705	40,660	19	2,241	283	31,151	1,135	30,016
6	795,071	40,637	18	2,241	274	31,128	1,344	29,784
7	802,155	40,183	19	2,022	267	31,435	1,085	30,350
8	780,421	39,355	16	1,807	268	30,936	1,265	29,671
9	789,667	39,563	18	1,915	270	30,575	1,184	29,391
10	789,520	38,709	19	1,785	278	29,596	1,098	28,498
11	751,698	34,856	16	1,751	266	26,453	1,211	25,242
12	718,076	31,442	16	1,849	274	24,207	841	23,366

パルプ・紙・板紙計(1~3) Pulp, paper, paperboard								
年・期・月	廃材 Refused wood	電力 Electricity	蒸気 Steam	計 (原油換算) Total (Crude petroleum equivalent)	石油系燃料 (原油換算) Oil based fuels (Crude petroleum equivalent)	ガソリン Gasoline	灯油 Kerosene	軽油 Gas oil
	絶乾t	1000kwh	t	kl	kl	kl	kl	kl
平成16年	942	33,447,701	89,569,638	9,708,903	453,359	147	22,423	2,405
17	814	33,306,003	90,244,606	9,752,653	458,694	63	20,908	2,237
18	2,608	33,466,985	90,539,303	9,800,417	460,776	48	28,841	2,293
19	1,488	33,587,175	90,245,696	9,801,985	444,103	162	21,339	2,707
20	4,035	33,114,262	87,630,111	9,466,087	446,436	139	20,287	3,011
平成18年度	2,242	33,424,098	90,403,824	9,788,344	455,395	79	25,589	2,369
19	1,358	33,789,322	90,724,688	9,825,361	445,624	158	21,763	2,864
20年1~3月	371	8,492,298	24,273,192	2,554,005	116,457	39	5,735	774
4~6	173	8,381,219	21,819,452	2,370,832	114,208	36	5,623	765
7~9	247	8,431,060	21,086,759	2,326,450	114,331	33	4,548	733
10~12	3,244	7,809,685	20,450,708	2,214,799	101,440	31	4,381	739
平成20年1月	145	2,827,615	8,160,078	857,673	39,721	13	1,858	250
2	144	2,747,433	7,979,361	834,421	37,837	13	1,853	260
3	82	2,917,250	8,133,753	861,911	38,899	13	2,024	264
4	64	2,752,597	7,393,330	792,627	35,985	12	1,814	257
5	56	2,858,548	7,295,383	798,790	39,246	12	1,911	257
6	53	2,770,074	7,130,739	779,415	38,977	12	1,898	251
7	53	2,839,723	7,150,581	786,241	38,710	12	1,613	244
8	90	2,806,820	6,891,291	766,389	37,621	10	1,406	245
9	104	2,784,517	7,044,887	773,821	37,999	11	1,529	244
10	516	2,738,276	7,110,804	773,523	37,445	11	1,468	252
11	1,546	2,595,251	6,806,125	736,445	33,618	10	1,462	241
12	1,182	2,476,158	6,533,779	704,831	30,377	10	1,451	246

年・期・月	都市ガス(A) Town gas(A)	都市ガス(B) Town gas(B)	回収黒液 Black liquor	廃材 Refused wood	電力 Electricity	蒸気 Steam	パルプ(1) 計 (原油換算) Total (Crude petroleum equivalent)	石油系燃料 (原油換算) Oil based fuels (Crude petroleum equivalent)
	1000m³	1000m³	絶乾t	絶乾t	1000kwh	t	kl	kl
平成16年	11,874	13,235	—	878	32,277,072	88,501,136	3,163,548	388,215
17	12,457	13,481	—	642	32,080,653	89,299,067	3,175,906	394,405
18	20,040	21,703	—	2,501	32,235,616	89,572,106	3,172,036	390,665
19	26,505	28,454	—	1,488	32,424,544	89,367,832	3,201,940	387,170
20	31,141	30,728	—	4,035	31,980,160	86,779,928	3,055,455	387,735
平成18年度	22,332	24,232	—	2,182	32,205,129	89,448,756	3,180,822	390,575
19	27,809	28,637	—	1,358	32,632,957	89,849,737	3,199,256	386,117
20年1~3月	7,915	7,374	—	371	8,218,014	24,038,015	829,813	99,840
4~6	7,928	7,284	—	173	8,095,267	21,596,984	758,444	98,964
7~9	7,099	7,245	—	247	8,132,957	20,905,052	764,486	100,412
10~12	8,199	8,825	—	3,244	7,533,922	20,239,877	702,713	88,519
平成20年1月	2,317	2,275	—	145	2,742,659	8,089,370	282,259	34,320
2	2,706	2,443	—	144	2,654,831	7,895,640	271,600	32,771
3	2,892	2,656	—	82	2,820,524	8,053,005	275,953	32,749
4	2,646	2,383	—	64	2,657,949	7,318,843	245,962	31,037
5	2,698	2,476	—	56	2,762,831	7,217,759	260,233	34,043
6	2,584	2,425	—	53	2,674,487	7,060,382	252,249	33,884
7	2,445	2,182	—	53	2,736,688	7,083,865	259,261	33,868
8	2,098	2,283	—	90	2,715,421	6,839,898	252,377	33,113
9	2,556	2,780	—	104	2,680,848	6,981,289	252,849	33,431
10	2,765	2,979	—	516	2,637,492	7,036,713	253,588	32,870
11	2,797	3,013	—	1,546	2,501,407	6,733,009	230,575	29,330
12	2,637	2,833	—	1,182	2,395,023	6,470,155	218,550	26,320

炭化水素油 Hydrocarbon oil	液化石油ガス LPG	オイルコークス Petroleum coke	非石油系燃料 (原油換算) Non-oil based fuels (Crude petroleum equivalent)	液化天然ガス LNG	都市ガス (A) Town gas(A)	都市ガス (B) Town gas(B)	回収黒液 Black liquor	Year, quarter and month
kl	t	t	kl	t	1000m <sup>3</sup>	1000m <sup>3</sup>	絶乾t	
10,571	17,631	6,853	18,593	1,098	13,825	15,313	—	C. Y. 2004
15,395	19,130	7,576	19,912	1,818	14,569	15,765	—	C. Y. 2005
14,958	18,910	7,799	32,607	3,422	22,816	24,699	—	C. Y. 2006
15,898	13,687	10,390	47,287	8,930	29,137	31,297	—	C. Y. 2007
16,888	14,921	15,143	49,310	8,335	33,682	33,470	—	C. Y. 2008
15,416	17,268	8,153	37,626	5,093	25,170	27,294	—	F. Y. 2006
16,176	14,177	10,777	47,343	8,924	30,435	31,475	—	F. Y. 2007
3,935	3,919	2,987	12,297	2,453	8,574	8,087	—	Q1 2008
4,328	3,932	4,103	11,481	2,044	8,555	7,962	—	Q2
4,118	3,818	3,852	11,311	1,920	7,742	7,935	—	Q3
4,507	3,252	4,201	14,222	1,918	8,811	9,486	—	Q4
1,080	1,212	898	3,918	823	2,532	2,507	—	Jan 2008
1,290	1,307	867	4,120	836	2,928	2,683	—	Feb
1,565	1,400	1,222	4,258	794	3,114	2,897	—	Mar
997	1,272	1,354	3,750	656	2,861	2,616	—	Apr
1,723	1,372	1,205	3,866	678	2,900	2,694	—	May
1,608	1,288	1,544	3,865	710	2,794	2,652	—	Jun
1,325	1,343	1,081	3,553	668	2,661	2,413	—	Jul
1,172	1,301	1,277	3,631	640	2,312	2,513	—	Aug
1,621	1,174	1,494	4,126	612	2,769	3,009	—	Sep
1,848	1,215	1,513	4,579	666	2,971	3,202	—	Oct
1,804	1,028	1,381	4,974	614	2,998	3,230	—	Nov
855	1,009	1,307	4,669	638	2,842	3,054	—	Dec

重油計 Heavy fuel oil Total	A重油 Heavy fuel oil A	B・C重油 Heavy fuel oil B・C	炭化水素油 Hydrocarbon oil	液化石油ガス LPG	オイルコークス Petroleum coke	非石油系燃料 (原油換算) Non-oil based fuels (Crude petroleum equivalent)	液化天然ガス LNG	Year, quarter and month
kl	kl	kl	kl	t	t	kl	t	
356,097	6,199	349,898	10,568	17,543	6,853	16,329	1,098	C. Y. 2004
355,199	4,643	350,556	15,395	19,039	7,576	17,379	1,818	C. Y. 2005
350,537	3,735	346,802	14,958	18,822	7,799	29,337	3,422	C. Y. 2006
344,601	4,357	340,244	15,898	13,570	10,390	44,078	8,925	C. Y. 2007
346,395	4,870	341,525	16,888	14,833	15,143	46,398	8,335	C. Y. 2008
349,598	3,752	345,846	15,416	17,175	8,153	34,156	4,988	F. Y. 2006
345,591	4,490	341,101	16,176	14,066	10,777	44,300	8,924	F. Y. 2007
91,089	1,073	90,016	3,935	3,899	2,987	11,539	2,453	Q1 2008
87,930	1,255	86,675	4,328	3,910	4,103	10,761	2,044	Q2
89,547	1,216	88,331	4,118	3,791	3,852	10,578	1,920	Q3
77,829	1,326	76,503	4,507	3,233	4,201	13,520	1,918	Q4
31,664	374	31,290	1,080	1,208	898	3,672	823	Jan 2008
29,622	349	29,273	1,290	1,297	867	3,865	836	Feb
29,803	350	29,453	1,565	1,394	1,222	4,002	794	Mar
27,939	418	27,521	997	1,264	1,354	3,502	656	Apr
30,120	397	29,723	1,723	1,367	1,205	3,634	678	May
29,871	440	29,431	1,608	1,279	1,544	3,624	710	Jun
30,423	395	30,028	1,325	1,335	1,081	3,308	668	Jul
29,660	364	29,296	1,172	1,294	1,277	3,387	640	Aug
29,464	457	29,007	1,621	1,162	1,494	3,883	612	Sep
28,699	469	28,230	1,848	1,211	1,513	4,342	666	Oct
25,550	471	25,079	1,804	1,020	1,381	4,743	614	Nov
23,580	386	23,194	855	1,002	1,307	4,435	638	Dec

ガソリン Gasoline	灯油 Kerosene	軽油 Gas oil	重油計 Heavy fuel oil Total	A重油 Heavy fuel oil A	B・C重油 Heavy fuel oil B・C	炭化水素油 Hydrocarbon oil	オイルコークス Petroleum coke	Year, quarter and month
kl	kl	kl	kl	kl	kl	kl	t	
12	2,503	1,632	334,454	410	334,044	10,568	6,853	C. Y. 2004
12	2,591	1,492	335,763	361	335,402	15,395	7,576	C. Y. 2005
12	2,872	1,328	332,487	334	332,153	14,950	7,799	C. Y. 2006
12	2,025	1,341	326,854	453	326,401	15,898	10,390	C. Y. 2007
12	2,085	1,365	329,474	1,535	327,939	16,864	12,286	C. Y. 2008
12	2,554	1,307	331,942	388	331,554	15,408	8,153	F. Y. 2006
12	2,150	1,372	326,407	411	325,996	16,176	10,655	F. Y. 2007
3	590	345	85,396	68	85,328	3,935	2,865	Q1 2008
3	620	347	83,915	301	83,614	4,328	3,240	Q2
3	416	342	85,769	388	85,381	4,118	3,071	Q3
3	459	331	74,394	778	73,616	4,483	3,110	Q4
1	177	114	29,718	26	29,692	1,080	898	Jan 2008
1	196	114	28,087	25	28,062	1,290	859	Feb
1	217	117	27,591	17	27,574	1,565	1,108	Mar
1	203	109	26,598	88	26,510	997	1,115	Apr
1	232	122	28,761	73	28,688	1,723	906	May
1	185	116	28,556	140	28,416	1,608	1,219	Jun
1	167	113	29,101	95	29,006	1,325	850	Jul
1	132	119	28,451	87	28,364	1,172	1,035	Aug
1	117	110	28,217	206	28,011	1,621	1,186	Sep
1	120	114	27,473	263	27,210	1,848	1,179	Oct
1	186	109	24,343	249	24,094	1,796	984	Nov
1	153	108	22,578	266	22,312	839	947	Dec

年・期・月	紙(2) Paper			→				
	廃材	電力	蒸気	計 (原油換算)	石油系燃料 (原油換算)	ガソリン	灯油	軽油
	Refused wood	Electricity	Steam	Total (Crude petroleum equivalent)	Oil based fuels (Crude petroleum equivalent)	Gasoline	Kerosene	Gas oil
	絶乾t	1000kwh	t	kl	kl	kl	kl	kl
平成16年	878	10,182,077	25,924,328	4,610,517	54,207	36	17,835	198
17	642	9,895,291	26,399,836	4,652,625	53,892	37	16,268	237
18	776	9,811,353	26,510,114	4,733,404	60,226	36	24,741	470
19	846	9,844,200	26,942,416	4,735,418	49,151	150	19,101	827
20	3,736	9,282,500	26,079,576	4,635,844	50,665	127	18,009	1,133
平成18年度	742	9,827,015	26,615,991	4,724,025	55,873	67	22,320	549
19	812	9,788,876	27,130,266	4,773,729	51,510	146	19,406	958
20年1~3月	207	2,418,433	7,304,750	1,266,569	14,573	36	5,093	297
4~6	104	2,319,464	6,418,729	1,166,746	13,088	33	4,940	284
7~9	181	2,364,512	6,424,104	1,129,920	11,990	30	4,099	270
10~12	3,244	2,180,091	5,931,993	1,072,609	11,013	28	3,877	282
平成20年1月	71	815,760	2,488,730	425,963	4,759	12	1,664	96
2	72	776,756	2,409,421	412,262	4,381	12	1,636	100
3	64	825,917	2,406,599	428,344	5,433	12	1,793	101
4	30	747,808	2,102,806	392,903	4,241	11	1,584	97
5	41	799,403	2,196,275	393,007	4,498	11	1,653	94
6	33	772,253	2,119,648	380,836	4,349	11	1,703	93
7	33	795,614	2,189,893	382,418	4,175	11	1,433	89
8	44	793,867	2,103,498	376,257	3,934	9	1,262	89
9	104	775,031	2,130,713	371,246	3,881	10	1,404	92
10	516	767,425	2,157,259	367,640	3,918	10	1,331	93
11	1,546	720,273	1,932,706	358,491	3,616	9	1,269	92
12	1,182	692,393	1,842,028	346,478	3,479	9	1,277	97

年・期・月	紙(3) Paperboard			→				
	回収黒液	廃材	電力	蒸気	計 (原油換算)	石油系燃料 (原油換算)	ガソリン	灯油
	Black liquor	Refused wood	Electricity	Steam	Total (Crude petroleum equivalent)	Oil based fuels (Crude petroleum equivalent)	Gasoline	Kerosene
	絶乾t	絶乾t	1000kwh	t	kl	kl	kl	kl
平成16年	—	—	15,764,598	43,662,524	1,934,838	10,937	99	2,085
17	—	—	15,917,057	44,047,822	1,924,122	10,397	14	2,049
18	—	1,725	16,296,655	44,447,093	1,894,976	9,884	—	1,228
19	—	642	16,496,482	44,198,865	1,864,628	7,782	—	213
20	—	299	16,728,295	43,288,148	1,774,787	8,036	—	193
平成18年度	—	1,440	16,288,060	44,330,587	1,883,498	8,947	—	715
19	—	546	16,747,142	44,607,970	1,852,376	7,997	—	207
20年1~3月	—	164	4,314,156	12,169,205	457,624	2,044	—	52
4~6	—	69	4,264,752	10,826,070	445,642	2,155	—	63
7~9	—	66	4,265,352	10,309,306	432,044	1,929	—	33
10~12	—	—	3,884,035	9,983,567	439,478	1,908	—	45
平成20年1月	—	74	1,443,390	4,107,007	149,451	642	—	17
2	—	72	1,392,242	3,981,613	150,558	685	—	21
3	—	18	1,478,524	4,080,585	157,614	717	—	14
4	—	34	1,399,792	3,698,031	153,763	708	—	27
5	—	15	1,461,473	3,611,754	145,549	704	—	26
6	—	20	1,403,487	3,516,285	146,330	743	—	10
7	—	20	1,437,281	3,498,587	144,562	667	—	13
8	—	46	1,437,064	3,413,436	137,755	574	—	12
9	—	—	1,391,007	3,397,283	149,727	688	—	8
10	—	—	1,350,465	3,394,820	152,294	657	—	17
11	—	—	1,289,752	3,348,534	147,380	672	—	7
12	—	—	1,243,818	3,240,213	139,804	579	—	21

年・期・月	その他の紙製品 Other paper products							
	電力	蒸気	計 (原油換算)	石油系燃料 (原油換算)	灯油	軽油	重油計	A重油
	Electricity	Steam	Total (Crude petroleum equivalent)	Oil based fuels (Crude petroleum equivalent)	Kerosene	Gas oil	Heavy fuel oil Total	Heavy fuel oil A
	1000kwh	t	kl	kl	kl	kl	kl	kl
平成16年	6,330,397	18,914,284	73,315	6,803	2,843	117	3,635	1,670
17	6,268,305	18,851,409	65,384	7,606	3,576	125	3,706	1,527
18	6,127,608	18,614,899	67,747	7,236	3,491	186	3,374	1,274
19	6,083,862	18,226,551	69,053	7,081	2,912	248	3,706	1,835
20	5,969,365	17,412,204	66,060	7,797	2,419	175	5,019	2,786
平成18年度	6,090,054	18,502,178	68,155	7,226	3,672	232	3,156	1,256
19	6,096,939	18,111,501	68,725	7,367	2,736	203	4,208	2,094
20年1~3月	1,485,425	4,564,060	17,316	1,915	668	30	1,174	565
4~6	1,511,051	4,352,185	16,736	1,869	537	45	1,234	621
7~9	1,503,093	4,171,642	16,699	2,663	663	47	1,887	1,186
10~12	1,469,796	4,324,317	15,308	1,349	551	53	724	414
平成20年1月	483,509	1,493,633	5,613	612	207	9	384	176
2	485,833	1,504,606	5,843	662	229	10	404	195
3	516,083	1,565,821	5,860	641	232	11	386	194
4	510,349	1,518,006	5,408	553	188	11	339	175
5	501,955	1,409,730	5,765	586	179	18	376	184
6	498,747	1,424,449	5,564	730	170	16	519	262
7	503,793	1,395,385	5,738	792	213	15	544	310
8	484,490	1,322,964	5,489	1,047	258	15	757	543
9	514,810	1,453,293	5,473	823	192	17	586	333
10	519,602	1,484,634	5,474	492	164	17	300	122
11	491,382	1,451,769	5,207	415	170	17	220	143
12	458,812	1,387,914	4,627	442	217	19	204	149

重油計 Heavy fuel oil Total kl	A重油 Heavy fuel oil A kl	B・C重油 Heavy fuel oil B・C kl	液化石油ガス LPG t	非石油系燃料 (原油換算) Non-oil based fuels (Crude petroleum equivalent) kl	液化天然ガス LNG t	都市ガス (A) Town gas(A) 1000m <sup>3</sup>	都市ガス (B) Town gas(B) 1000m <sup>3</sup>	Year, quarter and month
15,828	4,246	11,582	15,107	13,121	1,098	9,530	10,610	C. Y. 2004
13,842	2,945	10,897	17,565	14,195	1,818	10,029	10,783	C. Y. 2005
11,984	1,808	10,176	17,492	24,907	2,974	17,111	18,495	C. Y. 2006
11,502	2,322	9,180	13,271	36,546	6,448	23,319	24,949	C. Y. 2007
10,325	1,589	8,736	14,549	36,920	5,762	27,484	26,703	C. Y. 2008
11,623	1,813	9,810	16,168	28,849	4,038	19,255	20,861	F. Y. 2006
12,704	2,396	10,308	13,767	36,491	6,380	24,558	25,058	F. Y. 2007
4,010	557	3,453	3,829	9,526	1,784	7,075	6,449	Q1 2008
2,239	433	1,806	3,838	8,623	1,336	6,993	6,253	Q2
2,176	405	1,771	3,720	8,559	1,326	6,153	6,205	Q3
1,900	194	1,706	3,162	10,211	1,316	7,263	7,796	Q4
1,415	203	1,212	1,188	3,053	619	2,058	1,991	Jan 2008
979	197	782	1,272	3,156	591	2,421	2,129	Feb
1,616	157	1,459	1,369	3,318	574	2,596	2,329	Mar
772	158	614	1,238	2,836	429	2,361	2,069	Apr
781	156	625	1,344	2,908	430	2,392	2,138	May
686	119	567	1,256	2,879	477	2,240	2,046	Jun
769	152	617	1,310	2,715	499	2,153	1,861	Jul
736	151	585	1,272	2,701	438	1,770	1,923	Aug
671	102	569	1,138	3,144	389	2,230	2,421	Sep
690	72	618	1,186	3,442	454	2,437	2,618	Oct
652	92	560	997	3,443	421	2,474	2,658	Nov
558	30	528	979	3,327	441	2,352	2,520	Dec

軽油 Gas oil kl	重油計 Heavy fuel oil Total kl	A重油 Heavy fuel oil A kl	B・C重油 Heavy fuel oil B・C kl	液化石油ガス LPG t	非石油系燃料 (原油換算) Non-oil based fuels (Crude petroleum equivalent) kl	都市ガス (A) Town gas(A) 1000m <sup>3</sup>	都市ガス (B) Town gas(B) 1000m <sup>3</sup>	Year, quarter and month
575	5,815	1,543	4,272	1,542	2,824	2,344	2,625	C. Y. 2004
508	5,594	1,337	4,257	1,440	2,903	2,428	2,698	C. Y. 2005
495	6,066	1,593	4,473	1,291	4,091	2,929	3,208	C. Y. 2006
539	6,245	1,582	4,663	250	7,162	3,186	3,505	C. Y. 2007
513	6,596	1,746	4,850	238	7,905	3,657	4,025	C. Y. 2008
513	6,033	1,551	4,482	964	4,982	3,077	3,371	F. Y. 2006
534	6,480	1,683	4,797	248	7,457	3,251	3,579	F. Y. 2007
132	1,683	448	1,235	58	1,926	840	925	Q1 2008
134	1,776	521	1,255	61	2,094	935	1,031	Q2
121	1,602	423	1,179	58	1,943	946	1,040	Q3
126	1,535	354	1,181	61	1,942	936	1,029	Q4
40	531	145	386	17	589	259	284	Jan 2008
46	556	127	429	21	679	285	314	Feb
46	596	176	420	20	658	296	327	Mar
51	569	172	397	22	654	285	314	Apr
41	578	168	410	20	709	306	338	May
42	629	181	448	19	731	344	379	Jun
42	553	148	405	20	579	292	321	Jul
37	473	126	347	18	667	328	360	Aug
42	576	149	427	20	696	326	359	Sep
45	536	134	402	20	682	328	361	Oct
40	555	130	425	20	649	323	355	Nov
41	444	90	354	21	610	285	313	Dec

B・C重油 Heavy fuel oil B・C kl	液化石油ガス LPG t	非石油系燃料 (原油換算) Non-oil based fuels (Crude petroleum equivalent) kl	都市ガス (A) Town gas(A) 1000m <sup>3</sup>	都市ガス (B) Town gas(B) 1000m <sup>3</sup>	電力 Electricity 1000kwh	蒸気 Steam t	Year, quarter and month
1,965	76	1,786	1,540	1,660	309,221	508,165	C. Y. 2004
2,179	79	2,078	1,763	1,931	272,447	428,767	C. Y. 2005
2,100	76	2,485	2,126	2,310	295,203	431,341	C. Y. 2006
1,871	87	2,795	2,253	2,459	311,900	425,312	C. Y. 2007
2,233	76	2,448	2,113	2,305	288,860	418,747	C. Y. 2008
1,900	81	2,728	2,206	2,396	300,684	426,477	F. Y. 2006
2,114	81	2,604	2,224	2,428	307,787	427,563	F. Y. 2007
609	17	648	559	610	69,596	119,769	Q1 2008
613	19	624	538	588	72,951	107,877	Q2
701	24	572	495	539	77,543	90,424	Q3
310	16	603	521	568	68,770	100,677	Q4
208	3	208	180	196	22,292	39,333	Jan 2008
209	9	217	187	204	23,265	40,514	Feb
192	5	223	192	210	24,039	39,922	Mar
164	7	223	192	210	23,420	35,494	Apr
192	4	200	172	188	24,385	39,211	May
257	8	202	174	190	25,146	33,172	Jun
234	7	189	164	178	26,926	32,575	Jul
214	6	189	163	178	25,389	27,348	Aug
253	11	194	168	183	25,228	30,501	Sep
178	3	202	174	190	25,298	35,114	Oct
77	7	202	174	190	23,193	35,200	Nov
55	6	200	173	188	20,279	30,363	Dec

① パルプ・紙・板紙 Pulp, Paper and Paperboard products  
 一次投入燃料換算表 Conversion table for primary input fuel

年・期・月	パルプ・紙・板紙工業計 Pulp, Paper and Paperboard							
	計 (原油換算) Total (Crude petro- leum equivalent)	石油系燃料 (原油換算) Oil based fuels (Crude petro- leum equivalent)	ガソリン Gasoline	灯油 Kerosene	軽油 Gas oil	重油計 Heavy fuel oil Total	A重油 Heavy fuel oil A	B・C重油 Heavy fuel oil B・C
	kl	kl	kl	kl	kl	kl	kl	kl
平成16年	14,420,508	4,525,251	230	136,681	2,586	3,768,703	366,312	3,402,391
17	13,928,781	4,123,077	147	129,488	2,422	3,470,587	314,202	3,156,385
18	13,698,715	3,552,111	133	97,750	2,562	2,987,490	258,055	2,729,435
19	13,587,758	3,013,123	246	55,581	3,264	2,559,491	197,548	2,361,943
20	13,204,446	2,325,066	220	51,213	3,608	1,968,168	165,880	1,802,287
平成18年度	13,614,287	3,361,105	162	75,428	2,688	2,843,444	242,604	2,600,840
19	13,645,985	2,881,138	242	55,736	3,456	2,448,597	186,870	2,261,727
20年1~3月	3,506,401	654,491	59	13,478	905	559,152	43,556	515,595
4~6	3,295,870	599,049	57	12,626	916	509,779	44,199	465,580
7~9	3,305,850	553,721	53	12,577	897	466,177	39,590	426,587
10~12	3,096,326	517,806	51	12,532	890	433,060	38,535	394,525
平成20年1月	1,172,684	230,358	20	4,364	290	198,555	14,446	184,109
2	1,145,861	216,756	19	4,480	301	185,613	14,886	170,728
3	1,187,856	207,377	20	4,634	313	174,984	14,225	160,759
4	1,092,144	197,975	20	4,448	303	169,080	15,476	153,603
5	1,105,349	196,311	19	3,361	311	166,869	14,219	152,650
6	1,098,376	204,763	18	4,817	302	173,830	14,504	159,326
7	1,120,138	191,697	19	4,382	301	161,894	12,233	149,661
8	1,096,001	187,779	16	4,188	299	158,195	14,490	143,705
9	1,089,710	174,245	18	4,007	297	146,087	12,867	133,221
10	1,083,102	194,561	19	4,193	304	164,669	13,719	150,950
11	1,030,372	164,944	16	4,074	289	136,024	12,506	123,518
12	982,851	158,300	16	4,265	296	132,367	12,311	120,056

年・期・月	(つづき)						パルプ・紙・板紙計(1~3)	
	都市ガス (B) Town gas(B)	回収黒液 Black liquor	廃材 Refused wood	廃タイヤ Used tires	電力 Electricity	蒸気 Steam	計 (原油換算) Total (Crude petro- leum equivalent)	石油系燃料 (原油換算) Oil based fuels (Crude petro- leum equivalent)
	1000m <sup>3</sup>	絶乾t	絶乾t	t	1000kwh	t	kl	kl
平成16年	644,180	13,831,438	700,306	55,256	8,037,141	1,779,891	14,072,287	4,331,314
17	675,856	13,282,338	902,508	86,018	8,270,675	1,468,218	13,579,400	3,942,635
18	853,048	13,074,285	1,087,979	210,064	8,931,544	1,581,518	13,366,872	3,393,422
19	962,803	13,400,143	1,301,650	206,168	9,154,334	1,573,449	13,284,719	2,896,404
20	930,144	13,266,455	1,595,422	213,209	9,471,610	1,547,132	12,923,658	2,238,998
平成18年度	890,529	13,147,390	1,161,451	224,590	8,954,356	1,559,629	13,287,840	3,210,801
19	968,667	13,545,450	1,349,574	204,362	9,328,549	1,585,408	13,347,067	2,773,610
20年1~3月	241,399	3,553,466	365,077	53,657	2,295,411	402,094	3,435,152	630,435
4~6	232,928	3,308,513	376,136	50,170	2,550,746	394,152	3,226,110	577,986
7~9	225,656	3,433,497	423,583	54,703	2,336,627	367,168	3,233,798	533,775
10~12	230,161	2,970,979	430,627	54,680	2,288,826	383,718	3,028,598	496,802
平成20年1月	77,743	1,202,299	112,474	18,148	767,359	126,651	1,150,944	222,976
2	80,302	1,153,389	124,854	17,003	730,318	137,591	1,121,226	208,199
3	83,354	1,197,777	127,749	18,506	797,734	137,852	1,162,983	199,261
4	80,494	1,065,278	125,764	13,757	825,103	136,185	1,069,134	191,230
5	75,093	1,138,650	121,947	17,498	924,936	128,276	1,081,963	189,180
6	77,342	1,104,585	128,425	18,916	800,706	129,691	1,075,013	197,576
7	76,767	1,169,315	138,385	18,066	778,657	115,373	1,095,449	184,976
8	72,506	1,127,817	138,192	17,758	783,297	118,749	1,073,817	181,580
9	76,383	1,136,365	147,006	18,878	774,672	133,046	1,064,532	167,218
10	80,385	1,102,443	141,951	18,582	828,433	127,741	1,059,108	187,501
11	77,448	991,636	151,888	17,097	763,187	134,448	1,007,257	157,854
12	72,328	876,900	136,787	19,000	697,206	121,529	962,232	151,447

年・期・月	パルプ・紙・板紙計(1~3)							回収黒液
	オイルコース Petroleum coke	非石油系燃料 (原油換算) Non-oil based fuels (Crude petro- leum equivalent)	石炭 Coal	天然ガス Natural Gas	液化天然ガス LNG	都市ガス (A) Town gas(A)	都市ガス (B) Town gas(B)	Black liquor
	t	kl	t	1000m <sup>3</sup>	t	1000m <sup>3</sup>	1000m <sup>3</sup>	絶乾t
平成16年	148,237	8,888,742	4,845,527	788	27,111	540,969	590,751	13,679,092
17	149,464	8,788,156	4,773,033	—	20,164	582,829	630,007	13,115,263
18	136,319	9,060,815	4,734,348	8,966	31,423	752,082	802,795	12,927,816
19	102,060	9,456,252	4,706,590	26,050	91,918	840,511	901,010	13,267,335
20	105,232	9,737,125	4,997,288	25,421	104,530	811,669	864,936	13,134,288
平成18年度	123,315	9,164,473	4,701,666	15,748	42,494	785,906	838,089	13,002,400
19	101,657	9,627,087	4,826,838	25,960	101,110	845,665	904,487	13,409,242
20年1~3月	27,237	2,572,454	1,337,372	6,693	27,657	213,257	226,197	3,517,769
4~6	26,995	2,394,202	1,210,536	6,214	26,453	203,548	215,755	3,275,975
7~9	26,191	2,468,358	1,240,121	6,385	24,963	194,997	208,273	3,397,469
10~12	24,809	2,302,111	1,209,260	6,129	25,456	199,867	214,710	2,943,075
平成20年1月	8,406	850,763	436,192	2,241	8,502	69,152	73,551	1,190,678
2	8,766	838,434	432,959	2,179	9,309	70,773	74,974	1,141,376
3	10,065	883,256	468,220	2,273	9,846	73,332	77,672	1,185,715
4	9,154	795,153	416,757	2,153	9,048	70,837	75,055	1,053,847
5	8,911	801,420	396,339	1,932	8,650	65,377	69,325	1,127,372
6	8,931	797,629	397,440	2,129	8,754	67,333	71,375	1,094,757
7	7,826	833,784	416,384	2,189	8,765	66,574	70,512	1,157,060
8	9,196	814,784	416,707	2,093	7,544	62,655	67,199	1,117,324
9	9,169	819,790	407,031	2,103	8,655	65,768	70,562	1,123,084
10	8,883	789,327	374,308	2,121	8,727	69,551	74,660	1,091,751
11	8,460	772,338	405,390	2,043	8,558	67,208	72,207	981,725
12	7,465	740,446	429,561	1,965	8,171	63,108	67,842	869,599

炭化水素油 Hydrocarbon oil	液化石油ガス LPG	オイルコークス Petroleum coke	非石油系燃料 (原油換算) Non-oil based fuels (Crude petroleum equivalent)	石炭 Coal	天然ガス Natural Gas	液化天然ガス LNG	都市ガス (A) Town gas(A)	Year, quarter and month
kl	t	t	kl	kl	1000m <sup>3</sup>	t	1000m <sup>3</sup>	
42,970	27,334	148,238	9,013,192	4,856,851	788	27,111	588,907	C. Y. 2004
46,112	29,908	149,465	8,923,455	4,803,469	—	20,164	624,529	C. Y. 2005
41,928	29,721	136,320	9,194,140	4,766,205	8,966	31,423	798,490	C. Y. 2006
44,851	24,054	102,061	9,601,740	4,741,279	26,050	94,376	897,822	C. Y. 2007
40,451	21,925	105,232	9,891,361	5,031,910	25,421	108,785	872,027	C. Y. 2008
42,870	27,873	123,316	9,300,101	4,734,561	15,748	42,796	834,521	F. Y. 2006
43,742	23,594	101,658	9,777,856	4,861,386	25,960	104,518	905,156	F. Y. 2007
9,186	5,752	27,237	2,610,590	1,346,341	6,693	28,908	227,384	Q1 2008
8,340	5,723	26,995	2,432,298	1,218,521	6,214	27,495	219,413	Q2
10,753	5,436	26,191	2,509,389	1,249,207	6,385	25,894	211,061	Q3
12,173	5,014	24,809	2,339,083	1,217,841	6,129	26,488	214,170	Q4
2,887	1,807	8,406	862,189	439,017	2,241	8,885	73,064	Jan 2008
2,796	1,914	8,766	851,659	436,071	2,179	9,755	75,721	Feb
3,503	2,031	10,065	896,743	471,253	2,273	10,268	78,599	Mar
1,803	1,888	9,154	808,002	419,686	2,153	9,404	75,872	Apr
3,460	1,930	8,911	814,131	398,701	1,932	8,995	70,697	May
3,076	1,905	8,931	810,165	400,135	2,129	9,097	72,844	Jun
3,970	1,897	7,826	848,034	419,475	2,189	9,114	72,352	Jul
3,538	1,782	9,196	827,149	419,658	2,093	7,786	67,561	Aug
3,244	1,757	9,169	834,206	410,074	2,103	8,994	71,147	Sep
3,465	1,802	8,883	802,648	376,933	2,121	9,089	74,844	Oct
5,323	1,613	8,460	785,141	408,349	2,043	8,890	72,064	Nov
3,385	1,599	7,465	751,294	432,559	1,965	8,509	67,262	Dec

Pulp, paper, paperboard								Year, quarter and month
ガソリン Gasoline	灯油 Kerosene	軽油 Gas oil	重油計 Heavy fuel oil Total	A重油 Heavy fuel oil A	B・C重油 Heavy fuel oil B・C	炭化水素油 Hydrocarbon oil	液化石油ガス LPG	
kl	kl	kl	kl	kl	kl	kl	t	
147	123,523	2,405	3,602,444	324,143	3,278,301	40,862	27,246	C. Y. 2004
63	117,003	2,237	3,316,505	278,694	3,037,810	44,019	29,817	C. Y. 2005
48	89,914	2,315	2,848,939	228,131	2,620,807	40,542	29,633	C. Y. 2006
162	50,592	2,815	2,457,880	178,424	2,279,456	43,361	23,937	C. Y. 2007
139	46,825	3,169	1,893,440	152,796	1,740,644	39,222	21,837	C. Y. 2008
79	69,188	2,394	2,711,280	213,407	2,497,873	41,466	27,780	F. Y. 2006
158	50,931	3,006	2,355,199	171,229	2,183,970	42,307	23,483	F. Y. 2007
39	12,343	813	538,136	40,661	497,474	8,908	5,732	Q1 2008
36	11,599	806	491,291	40,482	450,809	8,168	5,701	Q2
33	11,374	774	449,117	35,435	413,683	10,325	5,409	Q3
31	11,509	776	414,896	36,219	378,677	11,820	4,995	Q4
13	3,998	263	192,136	13,512	178,624	2,780	1,803	Jan 2008
13	4,113	271	178,087	13,912	164,175	2,720	1,904	Feb
13	4,232	279	167,913	13,237	154,676	3,408	2,025	Mar
12	4,104	272	163,165	14,503	148,662	1,769	1,880	Apr
12	3,028	271	160,611	12,932	147,679	3,386	1,925	May
12	4,467	263	167,515	13,046	154,468	3,013	1,896	Jun
12	3,970	259	156,188	10,903	145,285	3,795	1,889	Jul
10	3,786	260	152,900	12,593	140,307	3,382	1,775	Aug
11	3,618	255	140,030	11,939	128,090	3,149	1,745	Sep
11	3,874	265	158,470	12,903	145,568	3,413	1,798	Oct
10	3,782	253	129,871	11,628	118,242	5,173	1,605	Nov
10	3,853	257	126,555	11,688	114,867	3,235	1,592	Dec

廃材 Refused wood	廃タイヤ Used tires	電力 Electricity	蒸気 Steam	Pulp				ガソリン Gasoline	灯油 Kerosene	Year, quarter and month
				計 (原油換算) Total (Crude petro- leum equivalent)	石油系燃料 (原油換算) Oil based fuels (Crude petro- leum equivalent)					
絶乾t	t	1000kwh	t	kl	kl	kl	kl	kl		
682,218	53,574	7,737,056	1,757,700	4,772,454	1,249,196	11,552	11,552	C. Y. 2004		
882,336	84,466	7,921,835	1,457,291	4,619,448	1,147,404	12	12,510	C. Y. 2005		
1,070,083	208,348	8,516,125	1,571,826	4,504,591	1,034,697	12	4,278	C. Y. 2006		
1,284,414	206,168	8,726,570	1,566,042	4,502,474	979,000	12	3,245	C. Y. 2007		
1,570,458	212,751	9,042,246	1,539,257	4,278,406	804,763	12	2,962	C. Y. 2008		
1,144,650	223,308	8,530,983	1,550,833	4,493,499	1,008,960	12	3,245	F. Y. 2006		
1,331,114	204,362	8,901,570	1,578,247	4,496,931	952,123	12	3,442	F. Y. 2007		
360,099	53,657	2,199,568	400,049	1,146,795	222,931	3	732	Q1 2008		
371,419	50,170	2,437,800	392,790	1,056,181	206,052	3	860	Q2		
416,718	54,652	2,219,192	365,000	1,085,638	195,287	3	694	Q3		
422,222	54,272	2,185,687	381,418	989,792	180,494	3	675	Q4		
111,063	18,148	736,552	125,685	389,406	79,604	1	233	Jan 2008		
123,016	17,003	700,023	137,077	372,938	73,143	1	242	Feb		
126,021	18,506	762,993	137,287	384,451	70,184	1	258	Mar		
124,034	13,757	788,625	135,862	340,384	66,480	1	294	Apr		
120,322	17,498	887,214	127,769	359,112	69,226	1	300	May		
127,063	18,916	761,961	129,159	356,685	70,346	1	266	Jun		
136,291	18,066	739,088	114,824	369,169	68,087	1	206	Jul		
136,179	17,758	744,990	117,927	361,045	65,350	1	355	Aug		
144,249	18,827	735,114	132,249	355,423	61,850	1	134	Sep		
139,154	18,392	790,180	126,944	355,128	69,754	1	185	Oct		
148,843	16,933	729,131	133,666	324,814	57,117	1	240	Nov		
134,224	18,947	666,376	120,808	309,850	53,623	1	251	Dec		

年・期・月	→							
	軽油	重油計	A重油	B・C重油	炭化水素油	液化石油ガス	オイルコークス	非石油系燃料 (原油換算)
	Gas oil kl	Heavy fuel oil Total kl	Heavy fuel oil A kl	Heavy fuel oil B・C kl	Hydrocarbon oil kl	LPG t	Petroleum coke t	Non-oil based fuels (Crude petro- leum equivalent) kl
平成16年	1,632	1,024,606	12,276	1,012,329	23,639	1,682	72,995	3,366,348
17	1,492	946,979	6,951	940,027	27,592	297	75,222	3,317,739
18	1,328	857,325	9,771	847,554	25,869	230	70,280	3,306,118
19	1,356	816,593	10,262	806,331	27,615	217	57,269	3,348,898
20	1,393	672,786	12,984	659,802	26,065	199	57,762	3,290,100
平成18年度	1,307	838,626	10,016	828,610	26,491	233	64,938	3,320,289
19	1,395	795,889	10,831	785,059	27,432	215	57,195	3,364,806
20年1~3月	353	188,079	2,977	185,102	6,131	48	15,239	879,115
4~6	354	172,915	3,669	169,246	5,985	53	14,744	800,765
7~9	349	162,588	2,577	160,011	6,714	49	14,375	845,910
10~12	338	149,204	3,761	145,444	7,234	49	13,404	764,310
平成20年1月	117	68,055	1,190	66,865	1,841	20	4,728	294,275
2	116	61,886	858	61,028	1,922	17	4,862	285,936
3	120	58,138	929	57,209	2,369	11	5,649	298,905
4	111	56,162	1,218	54,945	1,320	18	5,075	257,711
5	125	57,777	1,153	56,624	2,471	15	4,726	271,435
6	118	58,975	1,298	57,677	2,194	20	4,942	271,618
7	116	57,288	781	56,507	2,347	20	4,197	286,493
8	122	54,297	803	53,494	2,068	9	5,067	280,295
9	112	51,003	993	50,010	2,299	20	5,111	279,121
10	116	58,399	1,516	56,883	2,331	18	4,917	268,480
11	111	46,038	1,107	44,931	3,193	17	4,577	252,696
12	110	44,768	1,137	43,630	1,710	14	3,910	243,134

年・期・月	→							
	蒸気	紙(2) 計 (原油換算)	石油系燃料 (原油換算)	ガソリン	灯油	軽油	重油計	A重油
	Steam t	Total (Crude petro- leum equivalent) kl	Oil based fuels (Crude petro- leum equivalent) kl	Gasoline kl	Kerosene kl	Gas oil kl	Heavy fuel oil Total kl	Heavy fuel oil A kl
平成16年	31,215	6,759,772	1,947,785	36	82,832	198	1,559,544	186,577
17	20,058	6,515,497	1,715,948	37	77,633	237	1,400,183	163,464
18	19,682	6,501,239	1,470,212	36	72,405	470	1,186,527	141,004
19	16,687	6,442,089	1,217,513	150	46,451	874	997,942	106,855
20	13,286	6,368,442	894,625	127	42,578	1,204	722,168	97,888
平成18年度	18,726	6,455,667	1,375,555	67	58,170	549	1,119,617	129,667
19	14,935	6,506,145	1,158,206	146	46,324	1,023	948,902	104,557
20年1~3月	3,511	1,706,367	259,057	36	11,161	315	212,772	26,172
4~6	3,417	1,595,843	233,443	33	10,427	302	190,270	26,738
7~9	3,081	1,590,346	206,575	30	10,448	289	164,356	21,937
10~12	3,277	1,475,886	195,550	28	10,543	297	154,769	23,041
平成20年1月	1,339	571,544	91,708	12	3,579	102	76,329	8,479
2	1,144	554,960	85,527	12	3,720	105	70,371	8,760
3	1,028	579,863	81,823	12	3,862	108	66,072	8,934
4	941	533,144	77,286	11	3,702	103	63,071	9,324
5	1,212	532,237	74,907	11	2,627	101	61,171	8,633
6	1,264	530,461	81,249	11	4,097	99	66,028	8,781
7	694	539,549	73,999	11	3,710	97	59,222	7,473
8	1,177	532,978	70,423	9	3,290	96	56,144	6,789
9	1,210	517,819	62,152	10	3,448	97	48,990	7,675
10	1,168	508,644	75,235	10	3,544	99	61,046	8,208
11	1,265	493,619	60,847	9	3,466	97	47,134	7,268
12	844	473,623	59,468	9	3,532	101	46,590	7,564

年・期・月	→							
	都市ガス (A)	都市ガス (B)	回収黒液	廃材	廃タイヤ	電力	蒸気	板紙(3) 計 (原油換算)
	Town gas(A) 1000m <sup>3</sup>	Town gas(B) 1000m <sup>3</sup>	Black liquor 絶乾t	Refused wood 絶乾t	Used tires t	Electricity 1000kwh	Steam t	Total (Crude petro- leum equivalent) kl
平成16年	117,426	129,597	7,221,259	359,890	20,869	3,918,176	700,103	2,540,062
17	147,218	159,151	6,909,178	472,784	42,095	4,054,304	590,023	2,444,456
18	252,761	266,306	6,782,469	551,555	114,952	4,542,623	799,036	2,361,042
19	308,551	330,237	6,954,723	579,621	111,505	4,741,574	824,494	2,340,156
20	292,845	308,045	7,032,439	671,754	110,218	5,070,389	851,832	2,276,810
平成18年度	271,683	287,420	6,811,226	575,412	122,281	4,580,577	785,834	2,338,674
19	311,439	330,651	7,058,523	581,374	111,245	4,882,659	859,381	2,343,991
20年1~3月	78,386	81,443	1,877,038	154,635	29,177	1,244,448	233,277	581,990
4~6	75,123	77,884	1,759,287	160,369	26,733	1,371,989	219,341	574,086
7~9	69,691	73,917	1,822,174	181,300	27,919	1,240,366	185,982	557,814
10~12	69,645	74,801	1,573,939	175,451	26,389	1,213,585	213,232	562,920
平成20年1月	25,024	26,189	635,159	45,687	9,946	415,504	72,944	189,993
2	26,459	27,390	607,715	52,676	9,588	397,191	82,436	193,328
3	26,902	27,864	634,165	56,271	9,643	431,753	77,897	198,669
4	25,665	26,557	573,270	55,543	7,624	434,977	74,023	195,605
5	23,732	24,561	605,564	50,332	9,075	503,903	74,403	190,614
6	25,726	26,766	580,453	54,494	10,035	433,109	70,915	187,866
7	24,620	25,514	619,699	59,034	9,255	413,714	62,456	186,730
8	21,619	23,227	606,077	62,098	9,163	419,602	56,914	179,794
9	23,453	25,176	596,397	60,168	9,500	407,049	66,612	191,290
10	22,195	23,756	578,756	61,120	9,132	431,654	66,754	195,337
11	24,815	26,671	528,341	60,127	8,378	404,998	77,300	188,824
12	22,634	24,374	466,843	54,203	8,879	376,933	69,178	178,759

石炭 Coal	液化天然ガス LNG	都市ガス (A) Town gas(A)	都市ガス (B) Town gas(B)	回収黒液 Black liquor	廃材 Refused wood	廃タイヤ Used tires	電力 Electricity	Year, quarter and month
t	t	1000m <sup>3</sup>	1000m <sup>3</sup>	絶乾t	絶乾t	t	1000kwh	
1,918,303	7,487	1,258	1,410	5,832,491	189,813	21,166	1,641,801	C. Y. 2004
1,897,923	5,430	1,015	1,137	5,611,473	272,686	31,187	1,622,430	C. Y. 2005
1,846,211	7,367	1,005	1,126	5,544,880	310,210	80,896	1,723,222	C. Y. 2006
1,803,581	7,399	4,625	5,089	5,690,979	355,987	80,810	1,840,059	C. Y. 2007
1,723,819	8,204	8,027	8,808	5,498,361	432,127	78,094	1,963,217	C. Y. 2008
1,831,320	7,398	1,043	1,168	5,584,165	327,366	88,193	1,728,958	F. Y. 2006
1,794,908	7,487	5,634	6,193	5,724,477	367,151	78,196	1,905,149	F. Y. 2007
466,059	2,082	1,281	1,408	1,481,017	101,907	19,940	478,438	Q1 2008
408,459	2,019	1,700	1,867	1,367,840	99,767	18,782	528,138	Q2
436,451	2,145	1,637	1,798	1,419,896	116,829	20,541	475,454	Q3
412,850	1,959	3,409	3,735	1,229,608	113,624	18,831	481,187	Q4
153,612	719	449	493	504,326	30,357	6,903	165,924	Jan 2008
151,664	666	426	468	480,432	34,826	6,115	148,133	Feb
160,783	697	406	446	496,260	36,724	6,923	164,381	Mar
136,811	611	438	482	432,178	33,089	4,821	173,375	Apr
133,032	717	372	408	473,556	33,579	6,970	197,455	May
138,616	690	891	977	462,106	33,099	6,990	157,308	Jun
147,971	696	889	975	481,791	37,823	6,934	156,317	Jul
148,913	728	329	363	463,584	38,374	6,654	164,680	Aug
139,567	721	419	460	474,521	40,632	6,954	154,458	Sep
129,092	633	2,872	3,145	461,649	36,958	6,400	180,741	Oct
137,413	685	3,179	3,50	406,818	39,043	5,710	160,333	Nov
146,345	640	218	239	361,141	37,622	6,721	140,114	Dec

B・C重油 Heavy fuel oil B・C	炭化水素油 Hydrocarbon oil	液化石油ガス LPG	オイルコークス Petroleum coke	非石油系燃料 (原油換算) Non-oil based fuels (Crude petro- leum equivalent)	石炭 Coal	天然ガス Natural Gas	液化天然ガス LNG	Year, quarter and month
kl	kl	t	t	kl	t	1000m <sup>3</sup>	t	
1,372,967	16,784	24,022	75,132	4,393,708	2,407,631	788	18,419	C. Y. 2004
1,236,719	16,428	27,870	74,242	4,376,151	2,407,673	—	13,813	C. Y. 2005
1,045,522	14,674	28,112	66,039	4,546,973	2,416,517	8,966	18,909	C. Y. 2006
891,086	15,746	23,470	44,791	4,719,990	2,433,638	26,050	23,687	C. Y. 2007
624,280	12,372	21,400	47,470	4,943,273	2,668,617	25,421	27,796	C. Y. 2008
989,950	14,975	26,583	58,378	4,593,406	2,403,629	15,748	19,963	F. Y. 2006
844,345	14,875	23,020	44,462	4,829,340	2,532,325	25,960	25,054	F. Y. 2007
186,600	2,777	5,626	11,998	1,315,423	723,433	6,693	7,511	Q1 2008
163,532	2,183	5,587	12,251	1,219,612	646,923	6,214	6,915	Q2
142,420	3,611	5,302	11,817	1,255,533	660,186	6,385	6,809	Q3
131,728	3,801	4,885	11,404	1,152,705	638,076	6,129	6,561	Q4
67,850	939	1,766	3,677	436,143	237,825	2,241	2,451	Jan 2008
61,612	798	1,866	3,904	426,787	231,971	2,179	2,485	Feb
57,138	1,040	1,994	4,416	452,493	253,637	2,273	2,575	Mar
53,748	449	1,840	4,078	410,279	227,366	2,153	2,265	Apr
52,538	915	1,890	4,184	405,312	208,144	1,932	2,338	May
57,247	819	1,857	3,989	404,021	211,413	2,129	2,311	Jun
51,750	1,448	1,849	3,629	422,748	219,390	2,189	2,356	Jul
49,355	1,313	1,748	4,129	419,588	224,008	2,093	2,173	Aug
41,315	850	1,705	4,058	413,198	216,788	2,103	2,280	Sep
52,838	826	1,760	3,966	388,640	191,006	2,121	2,269	Oct
39,865	1,750	1,568	3,883	389,755	215,995	2,043	2,108	Nov
39,025	1,225	1,557	3,555	374,310	231,075	1,965	2,185	Dec

Paperboard 石油系燃料 (原油換算) Oil based fuels (Crude petro- leum equivalent)	ガソリン Gasoline	灯油 Kerosene	軽油 Gas oil	重油計 Heavy fuel oil Total	A重油 Heavy fuel oil A	B・C重油 Heavy fuel oil B・C	炭化水素油 Hydrocarbon oil	Year, quarter and month
kl	kl	kl	kl	kl	kl	kl	kl	
1,134,333	99	29,138	575	1,018,294	125,290	893,004	438	C. Y. 2004
1,079,282	14	26,860	508	969,343	108,279	861,064	—	C. Y. 2005
888,512	—	13,231	517	805,087	77,356	727,731	—	C. Y. 2006
699,891	—	896	585	643,345	61,307	582,038	—	C. Y. 2007
539,609	—	1,285	572	498,486	41,925	456,562	785	C. Y. 2008
826,286	—	7,772	538	753,037	73,724	679,313	—	F. Y. 2006
663,281	—	1,164	588	610,408	55,842	554,566	—	F. Y. 2007
148,447	—	449	145	137,285	11,512	125,773	—	Q1 2008
138,491	—	312	150	128,106	10,075	118,031	—	Q2
131,913	—	232	136	122,173	10,921	111,252	—	Q3
120,758	—	291	141	110,923	9,417	101,506	785	Q4
51,665	—	186	44	47,752	3,844	43,908	—	Jan 2008
49,529	—	151	50	45,830	4,295	41,536	—	Feb
47,254	—	112	51	43,703	3,374	40,329	—	Mar
47,464	—	108	57	43,931	3,961	39,970	—	Apr
45,047	—	102	45	41,663	3,146	38,517	—	May
45,980	—	103	47	42,512	2,967	39,544	—	Jun
42,890	—	55	46	39,678	2,650	37,028	—	Jul
45,807	—	141	43	42,459	5,001	37,459	—	Aug
43,216	—	36	47	40,036	3,271	36,765	—	Sep
42,511	—	145	50	39,026	3,178	35,847	255	Oct
39,890	—	76	45	36,699	3,253	33,446	230	Nov
38,356	—	70	46	35,198	2,986	32,212	300	Dec

年・期・月	液化石油ガス	オイルコークス	非石油系燃料 (原油換算)	石炭	液化天然ガス	都市ガス (A)	都市ガス (B)	回収黒液
	LPG	Petroleum coke	Non-oil based fuels (Crude petroleum equivalent)	Coal	LNG	Town gas(A)	Town gas(B)	Black liquor
	t	t	kl	t	t	1000m <sup>3</sup>	1000m <sup>3</sup>	絶乾t
平成16年	1,542	111	1,128,686	519,594	1,205	422,285	459,744	625,341
17	1,650	—	1,094,267	467,436	921	434,596	469,719	594,612
18	1,291	—	1,207,724	471,619	5,147	498,316	535,363	600,467
19	250	—	1,387,365	469,371	60,832	527,335	565,684	621,633
20	238	—	1,503,753	604,853	68,529	510,797	548,083	603,488
平成18年度	964	—	1,250,778	466,718	15,132	513,180	549,501	607,009
19	248	—	1,432,941	499,604	68,569	528,593	567,644	626,242
20年1~3月	58	—	377,916	147,881	18,065	133,590	143,346	159,714
4~6	61	—	373,826	155,154	17,519	126,725	136,005	148,848
7~9	58	—	366,915	143,484	16,009	123,669	132,558	155,399
10~12	61	—	385,097	158,334	16,936	126,813	136,174	139,528
平成20年1月	17	—	120,346	44,756	5,333	43,679	46,869	51,193
2	21	—	125,711	49,325	6,158	43,888	47,116	53,230
3	20	—	131,859	53,800	6,574	46,023	49,362	55,291
4	22	—	127,162	52,580	6,172	44,735	48,016	48,399
5	20	—	124,673	55,163	5,594	41,274	44,357	48,252
6	19	—	121,990	47,411	5,753	40,716	43,633	52,197
7	20	—	124,542	49,022	5,713	41,065	44,024	55,570
8	18	—	114,901	43,785	4,643	40,707	43,608	47,663
9	20	—	127,471	50,676	5,654	41,896	44,926	52,166
10	20	—	132,208	54,210	5,826	44,484	47,759	51,347
11	20	—	129,888	51,982	5,765	42,073	45,186	46,566
12	21	—	123,002	52,142	5,345	40,256	43,229	41,616

年・期・月	重油計	A重油	B・C重油	液化石油ガス	オイルコークス	非石油系燃料 (原油換算)	石炭	都市ガス (A)
	Heavy fuel oil Total	Heavy fuel oil A	Heavy fuel oil B・C	LPG	Petroleum coke	Non-oil based fuels (Crude petroleum equivalent)	Coal	Town gas(A)
	kl	kl	kl	t	t	kl	t	1000m <sup>3</sup>
平成16年	40,443	8,864	31,579	76	—	39,703	4,085	30,107
17	36,284	8,045	28,238	79	—	32,071	4,006	24,352
18	30,619	5,974	24,645	76	—	34,321	1,334	28,223
19	22,837	3,884	18,953	87	—	44,893	4,655	32,496
20	18,159	4,007	14,152	76	—	44,234	2,046	32,035
平成18年度	29,219	5,600	23,619	81	—	37,094	2,229	29,834
19	20,725	3,396	17,330	81	—	46,240	4,200	32,944
20年1~3月	4,838	727	4,110	17	—	11,749	473	8,398
4~6	4,638	1,216	3,422	19	—	10,942	472	7,947
7~9	4,830	1,567	3,263	24	—	10,914	574	8,015
10~12	3,853	497	3,357	16	—	10,629	527	7,674
平成20年1月	1,514	235	1,279	3	—	3,721	167	2,667
2	1,713	237	1,476	9	—	4,003	150	2,842
3	1,611	255	1,356	5	—	4,024	157	2,890
4	1,386	230	1,156	7	—	3,559	132	2,579
5	1,728	607	1,121	4	—	3,688	186	2,663
6	1,524	379	1,145	8	—	3,695	153	2,705
7	1,584	437	1,146	7	—	3,771	162	2,754
8	1,778	778	1,000	6	—	3,503	175	2,655
9	1,468	351	1,117	11	—	3,639	237	2,606
10	1,322	142	1,180	3	—	3,765	231	2,689
11	1,409	168	1,241	7	—	3,568	109	2,640
12	1,123	187	935	6	—	3,297	187	2,346

廃材 Refused wood	廃タイヤ Used tires	電力 Electricity	蒸気 Steam	その他の紙製品 Other paper products				Year, quarter and month
				計 (原油換算) Total (Crude petro- leum equivalent)	石油系燃料 (原油換算) Oil based fuels (Crude petro- leum equivalent)	灯油 Kerosene	軽油 Gas oil	
絶乾t	t	1000kwh	t	kl	kl	kl	kl	
132,516	11,538	2,177,079	1,026,382	102,741	51,938	8,509	117	C. Y. 2004
136,866	11,185	2,245,101	847,210	89,083	47,440	8,484	125	C. Y. 2005
208,317	12,501	2,250,281	753,108	85,882	38,722	5,639	186	C. Y. 2006
348,805	13,853	2,144,937	724,862	86,635	27,927	2,998	267	C. Y. 2007
466,576	24,438	2,008,640	674,139	79,965	21,971	2,429	203	C. Y. 2008
241,872	12,835	2,221,448	746,273	86,335	36,128	4,449	232	F. Y. 2006
382,589	14,921	2,113,762	703,931	85,378	25,339	2,776	228	F. Y. 2007
103,557	4,540	476,682	163,261	20,720	5,878	670	36	Q1 2008
111,283	4,655	537,672	170,031	20,017	5,521	539	52	Q2
118,588	6,192	503,372	175,937	20,608	5,833	666	56	Q3
133,148	9,052	490,914	164,909	18,620	4,739	553	59	Q4
35,019	1,299	155,123	51,402	6,597	1,834	208	11	Jan 2008
35,514	1,301	154,699	53,497	7,066	2,078	230	12	Feb
33,025	1,941	166,860	58,362	7,057	1,967	233	13	Mar
35,402	1,312	180,273	60,898	6,349	1,685	189	13	Apr
36,411	1,452	185,856	52,154	6,904	2,022	180	20	May
39,470	1,891	171,544	56,979	6,764	1,814	171	19	Jun
39,434	1,877	169,057	51,675	7,028	1,913	214	18	Jul
35,706	1,941	160,708	59,836	6,904	2,140	259	19	Aug
43,449	2,373	173,607	64,427	6,676	1,780	193	19	Sep
41,076	2,860	177,785	59,021	6,571	1,600	165	19	Oct
49,673	2,845	163,800	55,101	6,358	1,703	171	19	Nov
42,399	3,347	149,329	50,786	5,691	1,437	218	21	Dec

都市ガス (B) Town gas(B)	回収黒液 Black liquor	廃材 Refused wood	電力 Electricity	蒸気 Steam	Year, quarter and month
1000m <sup>3</sup>	絶乾t	絶乾t	1000kwh	t	
33,616	83	1,516	103,903	18,686	C. Y. 2004
26,605	77	1,445	93,444	10,927	C. Y. 2005
30,426	136	1,397	129,041	9,692	C. Y. 2006
34,807	73	1,782	141,676	6,627	C. Y. 2007
34,347	62	1,612	142,071	7,875	C. Y. 2008
32,009	135	1,435	132,605	8,796	F. Y. 2006
35,288	76	1,890	142,115	6,381	F. Y. 2007
8,972	20	527	31,734	2,045	Q1 2008
8,532	16	406	37,198	1,362	Q2
8,613	14	315	39,894	2,168	Q3
8,230	13	364	33,245	2,300	Q4
2,845	7	171	10,488	966	Jan 2008
3,034	7	193	10,202	514	Feb
3,093	6	163	11,044	565	Mar
2,762	5	147	11,626	323	Apr
2,865	5	139	12,462	507	May
2,905	6	120	13,110	532	Jun
2,958	5	119	14,034	549	Jul
2,855	4	73	12,939	822	Aug
2,799	5	124	12,921	797	Sep
2,886	4	130	12,376	797	Oct
2,827	5	116	11,111	782	Nov
2,517	4	119	9,759	721	Dec

② 化学工業製品

Chemical products

直接投入エネルギー表

Table of direct input energy

年・期・月	化学工業 Chemical industry							
	計 (原油換算) Total (Crude petroleum equivalent)	石油系燃料 (原油換算) Oil based fuels (Crude petroleum equivalent)	原油 Crude petroleum	NGL・コンデンサート Natural gas liquids Condensate	ガソリン Gasoline	ナフサ Naphtha	改質生成油 Oil produced by conversion	灯油 Kerosene
	kl	kl	kl	kl	kl	kl	kl	kl
平成16年	85,198,546	68,048,110	33,870	1,751,090	172	36,843,682	19,118,935	1,060,125
17	85,757,901	68,607,967	29,938	1,505,726	160	36,659,193	19,981,081	1,005,362
18	89,641,759	67,239,891	30,624	687,359	251	35,625,554	20,036,831	1,109,481
19	91,729,741	69,083,879	29,054	533,300	257	35,405,703	20,747,671	1,051,908
20	84,374,328	62,698,019	31,610	405,736	248	32,018,059	19,609,627	1,044,785
平成18年度	90,658,507	68,109,104	31,111	633,578	247	35,769,814	20,317,444	1,101,469
19	90,525,587	68,025,670	29,457	436,041	256	34,921,544	20,707,267	1,059,486
20年1~3月	22,292,643	16,737,628	8,982	80,653	61	8,877,827	5,178,903	277,094
4~6	21,184,903	15,791,662	6,652	102,201	58	8,034,352	4,901,511	269,375
7~9	21,366,732	15,837,818	8,614	117,603	65	7,792,508	5,058,479	232,772
10~12	19,530,050	14,330,911	7,362	105,279	64	7,313,372	4,470,734	265,544
平成20年1月	7,878,781	5,962,480	3,051	32,004	19	3,191,751	1,840,809	94,394
2	7,224,820	5,435,220	2,894	16,070	20	2,945,398	1,638,017	85,800
3	7,189,042	5,339,927	3,037	32,579	22	2,740,678	1,700,077	96,900
4	6,977,836	5,209,906	2,972	24,494	20	2,714,097	1,549,344	93,072
5	7,364,169	5,523,590	1,163	36,577	19	2,699,259	1,842,531	91,552
6	6,842,898	5,058,165	2,517	41,130	19	2,620,996	1,509,636	84,751
7	7,432,749	5,561,268	2,980	39,216	23	2,762,881	1,680,791	89,827
8	7,371,290	5,488,112	2,902	36,032	21	2,687,254	1,794,568	81,105
9	6,562,693	4,788,438	2,732	42,355	21	2,342,373	1,583,120	61,840
10	6,661,998	4,897,444	2,783	26,723	23	2,363,455	1,556,567	89,523
11	6,533,866	4,815,036	2,500	38,833	21	2,527,644	1,441,956	89,793
12	6,334,185	4,618,431	2,079	39,723	20	2,422,273	1,472,211	86,228

年・期・月	非石油系燃料 Non-oil based fuels (Crude petroleum equivalent)							
	石炭 Coal	石炭コークス Coal coke	タール Tar	コークス炉ガス Coke oven gas	高炉ガス Blast furnace gas	転炉ガス Converter gas	天然ガス Natural gas	
	t	t	t	1000m <sup>3</sup>	1000m <sup>3</sup>	1000m <sup>3</sup>	1000m <sup>3</sup>	
平成16年	6,046,020	5,918,673	174,974	428,189	780,592	1,802	274,729	
17	6,045,627	5,961,259	161,751	402,235	742,089	56	289,703	
18	11,050,765	12,356,423	182,493	463,046	1,339,813	1,137,759	271,423	
19	11,264,819	12,496,256	186,993	464,478	1,364,679	1,103,999	243,218	
20	10,783,034	12,398,717	178,889	466,404	1,350,072	1,107,928	228,219	
平成18年度	11,170,782	12,507,692	184,659	466,643	1,366,198	1,119,990	263,180	
19	11,185,195	12,474,629	187,601	462,056	1,364,441	1,118,834	238,319	
20年1~3月	2,687,287	3,053,839	47,624	120,264	340,261	287,035	60,694	
4~6	2,719,119	3,123,128	42,615	115,967	337,620	278,296	48,306	
7~9	2,746,329	3,155,937	50,769	105,803	339,451	275,334	62,852	
10~12	2,630,299	3,065,813	37,881	124,370	332,740	267,263	56,367	
平成20年1月	914,145	1,031,358	16,394	37,958	116,311	97,512	22,315	
2	859,882	972,354	14,447	39,090	108,656	92,232	20,952	
3	913,259	1,050,127	16,783	43,216	115,294	97,291	17,427	
4	864,279	994,190	15,171	39,634	109,877	93,894	12,585	
5	945,874	1,084,248	13,885	39,997	115,747	95,860	18,611	
6	908,966	1,044,690	13,559	36,336	111,996	88,542	17,110	
7	905,591	1,055,236	19,632	15,040	110,728	92,192	21,181	
8	934,891	1,066,247	15,425	43,655	116,020	92,688	21,584	
9	905,847	1,034,454	15,712	47,108	112,703	90,454	20,087	
10	919,047	1,064,587	14,601	41,500	115,874	91,872	19,765	
11	853,924	1,008,856	13,384	42,281	110,925	87,599	17,586	
12	857,328	992,370	9,896	40,589	105,941	87,792	19,016	

年・期・月	化学工業製品小計(1~5) Chemical products							
	計 (原油換算) Total (Crude petroleum equivalent)	石油系燃料 (原油換算) Oil based fuels (Crude petroleum equivalent)	NGL・コンデンサート Natural gas liquids Condensate	ガソリン Gasoline	ナフサ Naphtha	改質生成油 Oil produced by conversion	灯油 Kerosene	軽油 gas oil
	kl	kl	kl	kl	kl	kl	kl	kl
平成16年	75,600,500	66,922,924	1,751,090	48	36,721,680	19,118,935	1,027,806	39
17	76,164,227	67,467,910	1,505,726	48	36,530,862	19,981,081	971,077	1,330
18	74,904,186	66,141,294	687,359	48	35,519,908	20,036,831	1,071,345	100,571
19	76,927,328	67,974,207	533,300	48	35,327,061	20,747,671	1,016,649	291,861
20	70,309,010	61,635,849	405,736	48	31,962,830	19,609,627	1,011,853	212,288
平成18年度	75,808,131	66,999,579	633,578	48	35,669,324	20,317,444	1,064,273	201,201
19	75,859,072	66,909,631	436,041	48	34,841,964	20,707,267	1,024,136	277,190
20年1~3月	18,723,013	16,449,013	80,653	12	8,854,846	5,178,903	268,464	88,700
4~6	17,664,644	15,527,916	102,201	12	8,018,090	4,901,511	261,588	48,214
7~9	17,802,629	15,572,286	117,603	12	7,778,177	5,058,479	224,681	29,511
10~12	16,118,723	14,086,634	105,279	12	7,311,717	4,470,734	257,120	45,863
平成20年1月	6,672,306	5,867,947	32,004	4	3,183,616	1,840,809	91,509	24,239
2	6,077,998	5,340,470	16,070	4	2,937,761	1,638,017	82,702	32,156
3	5,972,709	5,240,596	32,579	4	2,733,469	1,700,077	94,253	32,305
4	5,845,700	5,132,889	24,494	4	2,713,504	1,549,344	90,439	21,402
5	6,149,959	5,430,248	36,577	4	2,690,728	1,842,531	89,009	20,675
6	5,668,985	4,964,780	41,130	4	2,613,858	1,509,636	82,140	6,137
7	6,237,190	5,471,391	39,216	4	2,754,636	1,680,791	87,104	15,665
8	6,162,786	5,397,306	36,032	4	2,682,235	1,794,568	78,759	13,844
9	5,402,652	4,703,589	42,355	4	2,341,306	1,583,120	58,818	2
10	5,496,228	4,810,467	26,723	4	2,363,066	1,556,567	86,444	15,295
11	5,397,870	4,735,963	38,833	4	2,527,229	1,441,956	87,051	18,252
12	5,224,626	4,540,204	39,723	4	2,421,422	1,472,211	83,625	12,316

軽油 gas oil	重油計 Heavy fuel oil Total	A重油 Heavy fuel oil A	B・C重油 Heavy fuel oil B・C	炭化水素油 Hydrocarbon oil	液化石油ガス LPG	石油系 炭化水素ガス Hydrocarbon gas	オイルコークス Petroleum coke	Year, quarter and month
kl	kl	kl	kl	kl	t	1000m <sup>3</sup>	t	
2,944	874,041	28,974	845,067	527,624	4,795,940	6,006,051	566,805	C. Y. 2004
3,986	874,681	28,357	846,324	485,400	4,927,733	6,113,479	548,640	C. Y. 2005
103,343	807,326	31,819	775,507	499,833	5,318,388	5,795,337	526,659	C. Y. 2006
294,846	833,105	20,661	812,444	510,057	5,985,071	6,162,157	597,590	C. Y. 2007
215,238	866,961	19,625	847,336	476,253	5,570,665	5,420,032	593,214	C. Y. 2008
204,300	811,284	26,800	784,484	502,556	5,530,052	5,923,687	536,579	F. Y. 2006
280,144	852,735	19,938	832,797	515,378	5,887,614	5,992,263	609,069	F. Y. 2007
89,422	235,334	4,647	230,687	129,267	1,330,716	1,403,764	168,754	Q1 2008
48,956	209,849	3,834	206,015	134,310	1,474,257	1,352,910	116,960	Q2
30,270	206,617	3,621	202,996	105,952	1,496,877	1,454,341	165,496	Q3
46,590	215,161	7,523	207,638	106,724	1,268,815	1,209,017	142,004	Q4
24,475	78,201	1,594	76,607	44,556	462,520	512,415	54,058	Jan 2008
32,399	76,944	1,469	75,475	46,049	415,117	465,931	56,084	Feb
32,548	80,189	1,584	78,605	38,662	453,079	425,418	58,612	Mar
21,646	74,578	1,480	73,098	36,774	504,313	421,053	55,224	Apr
20,910	66,868	1,194	65,674	50,508	503,464	479,840	29,264	May
6,400	68,403	1,160	67,243	47,028	466,480	452,017	32,472	Jun
15,912	64,238	1,007	63,231	37,984	561,008	529,326	48,522	Jul
14,082	73,769	1,165	72,604	34,447	508,363	492,747	58,119	Aug
276	68,610	1,449	67,161	33,521	427,506	432,268	58,855	Sep
15,553	72,551	4,302	68,249	36,417	498,637	420,835	59,574	Oct
18,479	70,675	1,333	69,342	35,406	414,627	405,019	55,245	Nov
12,558	71,935	1,888	70,047	34,901	355,551	383,163	27,185	Dec

液化天然ガス LNG	都市ガス (A) Town gas(A)	都市ガス (B) Town gas(B)	廃タイヤ Used tires	電力 Electricity	蒸気 Steam	Year, quarter and month
t	1000m <sup>3</sup>	1000m <sup>3</sup>	t	1000kWh	t	
324,848	144,086	158,313	17,178	39,880,538	104,904,213	C. Y. 2004
342,703	132,093	144,853	17,388	39,838,329	104,959,455	C. Y. 2005
376,356	148,745	160,041	16,919	41,162,964	106,701,106	C. Y. 2006
455,517	165,266	178,147	14,828	41,351,287	106,875,223	C. Y. 2007
472,743	171,977	184,250	12,762	40,115,555	103,608,878	C. Y. 2008
377,208	152,911	164,424	15,770	41,309,269	106,897,182	F. Y. 2006
482,337	169,877	183,030	15,177	41,322,863	106,502,416	F. Y. 2007
124,616	43,075	46,408	3,569	10,253,775	27,688,794	Q1 2008
128,690	47,660	51,115	2,581	9,930,462	25,322,935	Q2
128,145	40,965	43,724	3,228	10,516,999	26,102,733	Q3
91,292	40,277	43,003	3,384	9,414,319	24,494,416	Q4
45,570	15,849	17,080	791	3,529,353	9,748,698	Jan 2008
41,963	12,628	13,636	1,053	3,334,834	8,962,493	Feb
37,083	14,598	15,692	1,725	3,389,588	8,977,603	Mar
38,477	15,041	16,130	684	3,316,641	8,609,863	Apr
45,995	16,413	17,605	796	3,287,775	8,519,285	May
44,218	16,206	17,380	1,101	3,326,046	8,193,787	Jun
45,009	16,680	17,871	739	3,569,816	9,169,568	Jul
42,731	14,083	15,048	1,245	3,619,782	8,847,660	Aug
40,405	10,202	10,805	1,244	3,327,401	8,085,505	Sep
38,654	10,624	11,234	1,198	3,170,470	7,965,402	Oct
19,804	14,228	15,268	1,074	3,151,127	8,272,086	Nov
32,834	15,425	16,501	1,112	3,092,722	8,256,928	Dec

重油計 Heavy fuel oil Total	A重油 Heavy fuel oil A	B・C重油 Heavy fuel oil B・C	炭化水素油 Hydrocarbon oil	液化石油ガス LPG	石油系 炭化水素ガス Hydrocarbon gas	オイルコークス Petroleum coke	非石油系燃料 (原油換算) Non-oil based fuels (Crude petroleum equivalent)	Year, quarter and month
kl	kl	kl	kl	t	1000m <sup>3</sup>	t	kl	
637,986	10,088	627,898	448,959	4,600,099	5,853,756	384,709	732,579	C. Y. 2004
620,040	8,857	611,183	406,645	4,735,567	5,975,461	352,820	702,417	C. Y. 2005
545,668	4,129	541,539	416,207	5,128,001	5,661,975	363,462	688,295	C. Y. 2006
595,850	2,737	593,113	417,641	5,763,943	6,036,708	408,020	777,813	C. Y. 2007
621,329	1,801	619,528	387,132	5,346,015	5,309,509	380,334	785,653	C. Y. 2008
555,369	3,447	551,922	415,168	5,331,334	5,791,351	365,068	688,276	F. Y. 2006
611,714	2,975	608,739	423,182	5,663,296	5,869,543	407,213	804,485	F. Y. 2007
168,537	695	167,842	107,490	1,272,829	1,373,663	111,359	200,890	Q1 2008
147,523	509	147,014	110,596	1,421,917	1,329,484	57,273	206,108	Q2
148,929	247	148,682	85,277	1,437,962	1,425,045	113,459	216,107	Q3
156,340	350	155,990	83,769	1,213,307	1,181,317	98,243	162,547	Q4
56,391	310	56,081	38,094	442,165	501,599	38,921	74,768	Jan 2008
55,955	123	55,832	38,540	396,844	455,713	36,053	66,260	Feb
56,191	262	55,929	30,856	433,820	416,351	36,385	59,862	Mar
53,978	334	53,644	29,138	491,160	413,640	36,500	59,864	Apr
46,322	85	46,237	42,604	483,294	471,797	9,068	72,687	May
47,223	90	47,133	38,854	447,463	444,047	11,705	73,558	Jun
46,876	68	46,808	29,930	540,991	520,151	32,256	76,290	Jul
53,470	65	53,405	26,610	488,709	482,553	41,159	71,736	Aug
48,583	114	48,469	28,737	408,262	422,341	40,044	68,080	Sep
52,497	192	52,305	28,620	478,664	411,214	42,143	65,027	Oct
51,388	73	51,315	27,588	398,145	395,858	39,857	38,354	Nov
52,455	85	52,370	27,561	336,498	374,245	16,243	59,167	Dec

年・期・月	石炭	石炭コークス	タール	コークス炉ガス	高炉ガス	転炉ガス	天然ガス	液化天然ガス
	Coal	Coal coke	Tar	Coke oven gas	Blast furnace gas	Converter gas	Natural gas	LNG
	t	t	t	1000m <sup>3</sup>	1000m <sup>3</sup>	1000m <sup>3</sup>	1000m <sup>3</sup>	t
平成16年	871	28,073	116,955	7,742	154	—	113,815	270,419
17	1,232	30,475	99,023	8,598	4	—	121,135	263,586
18	1,066	30,601	—	20,980	2	—	111,654	317,697
19	770	38,958	—	21,210	—	—	96,550	374,459
20	802	42,958	—	22,742	—	—	87,778	377,285
平成18年度	1,066	29,679	—	21,488	2	—	108,452	316,110
19	763	43,566	—	21,898	—	—	91,511	392,941
20年 1~3月	50	11,572	—	5,837	—	—	19,676	101,096
4~6	638	11,424	—	5,718	—	—	16,869	103,275
7~9	28	9,658	—	5,775	—	—	28,605	102,706
10~12	86	10,304	—	5,412	—	—	22,628	70,208
平成20年1月	21	3,842	—	2,002	—	—	8,415	36,906
2	12	3,585	—	1,913	—	—	7,433	33,915
3	17	4,145	—	1,922	—	—	3,828	30,275
4	12	3,759	—	1,839	—	—	1,981	31,352
5	51	3,626	—	1,974	—	—	6,631	36,512
6	575	4,039	—	1,905	—	—	8,257	35,411
7	3	2,896	—	1,986	—	—	9,739	36,371
8	9	3,240	—	1,980	—	—	9,984	33,829
9	16	3,522	—	1,809	—	—	8,882	32,506
10	7	3,200	—	1,819	—	—	8,293	31,291
11	20	3,534	—	1,892	—	—	6,556	12,611
12	59	3,570	—	1,701	—	—	7,779	26,306

年・期・月	ナフサ	改質生成油	灯油	軽油	重油計	A重油	B・C重油	炭化水素油
	Naphtha	Oil produced by conversion	Kerosene	gas oil	Heavy fuel oil Total	Heavy fuel oil A	Heavy fuel oil B・C	Hydrocarbon oil
	kl	kl	kl	kl	kl	kl	kl	kl
平成16年	36,601,654	19,118,935	1,027,806	39	621,270	9,917	611,353	448,018
17	36,407,969	19,981,081	971,077	1,330	602,345	8,845	593,500	405,644
18	35,412,291	20,036,831	1,071,345	100,571	527,438	3,875	523,563	416,207
19	35,221,338	20,747,671	1,016,649	291,861	578,852	2,466	576,386	417,641
20	31,865,140	19,609,627	1,011,853	212,288	606,423	1,618	604,805	387,132
平成18年度	35,561,214	20,317,444	1,064,273	201,201	537,246	3,211	534,035	415,168
19	34,737,405	20,707,267	1,024,136	277,190	594,942	2,636	592,306	423,182
20年 1~3月	8,826,476	5,178,903	268,464	88,700	164,137	617	163,520	107,490
4~6	7,990,723	4,901,511	261,588	48,214	143,407	468	142,939	110,596
7~9	7,759,445	5,058,479	224,681	29,511	146,100	222	145,878	85,277
10~12	7,288,496	4,470,734	257,120	45,863	152,779	311	152,468	83,769
平成20年1月	3,173,986	1,840,809	91,509	24,239	54,799	243	54,556	38,094
2	2,928,776	1,638,017	82,702	32,156	54,564	119	54,445	38,540
3	2,723,714	1,700,077	94,253	32,305	54,774	255	54,519	30,856
4	2,704,632	1,549,344	90,439	21,402	52,622	334	52,288	29,138
5	2,681,923	1,842,531	89,009	20,675	44,895	79	44,816	42,604
6	2,604,168	1,509,636	82,140	6,137	45,890	55	45,835	38,854
7	2,754,070	1,680,791	87,104	15,665	46,642	52	46,590	29,930
8	2,672,987	1,794,568	78,759	13,844	52,247	61	52,186	26,610
9	2,332,388	1,583,120	58,818	2	47,211	109	47,102	28,737
10	2,356,836	1,556,567	86,444	15,295	51,389	174	51,215	28,620
11	2,518,728	1,441,956	87,051	18,252	50,172	64	50,108	27,588
12	2,412,932	1,472,211	83,625	12,316	51,218	73	51,145	27,561

年・期・月	石油化学製品(原料用)(1)				as Materials			
	都市ガス(A)	都市ガス(B)	電力	蒸気	計(原油換算)	石油系燃料(原油換算)	NGL・コンデンサート	ナフサ
	Town gas(A)	Town gas(B)	Electricity	Steam	Total (Crude petroleum equivalent)	(Crude petroleum equivalent)	Natural gas liquids Condensate	Naphtha
1000m <sup>3</sup>	1000m <sup>3</sup>	1000kWh	t	kl	kl	kl	kl	
平成16年	44,240	48,952	14,593,712	70,666,137	58,756,974	58,639,822	1,751,090	36,599,212
17	30,942	34,094	14,579,583	71,117,825	59,245,188	59,144,479	1,505,726	36,407,463
18	33,534	36,160	15,078,592	70,117,556	58,255,627	58,253,047	687,359	35,412,291
19	54,965	59,489	15,272,227	71,197,911	59,663,106	59,633,883	533,300	35,221,338
20	67,245	71,733	14,657,032	70,224,956	54,477,027	54,443,408	405,736	31,865,140
平成18年度	40,358	43,542	15,235,891	70,377,744	58,983,452	58,981,000	633,578	35,561,214
19	57,181	61,815	15,222,984	71,375,803	58,857,361	58,819,663	436,041	34,737,405
20年 1~3月	15,964	17,179	3,724,974	18,612,598	14,572,612	14,563,591	80,653	8,826,476
4~6	17,456	18,660	3,602,403	17,223,206	13,754,418	13,746,953	102,201	7,990,723
7~9	17,403	18,475	3,849,547	17,685,487	13,680,292	13,668,938	117,603	7,759,445
10~12	16,422	17,419	3,480,108	16,703,665	12,469,704	12,463,926	105,279	7,288,496
平成20年1月	5,243	5,666	1,311,931	6,555,729	5,192,495	5,188,486	32,004	3,173,986
2	4,888	5,253	1,217,848	5,982,850	4,720,888	4,717,169	16,070	2,928,776
3	5,833	6,260	1,195,195	6,074,019	4,659,230	4,657,937	32,579	2,723,714
4	5,716	6,117	1,185,592	5,821,619	4,560,772	4,560,625	24,494	2,704,632
5	5,873	6,276	1,223,812	5,845,299	4,813,655	4,810,119	36,577	2,681,923
6	5,867	6,267	1,192,999	5,556,288	4,379,991	4,376,210	41,130	2,604,168
7	6,713	7,144	1,299,477	6,132,919	4,787,350	4,783,662	39,216	2,754,070
8	5,700	6,047	1,322,853	6,091,270	4,752,495	4,748,717	36,032	2,672,987
9	4,990	5,284	1,227,217	5,461,298	4,140,447	4,136,559	42,355	2,332,388
10	4,597	4,826	1,190,081	5,459,245	4,249,060	4,245,784	26,723	2,356,836
11	5,905	6,312	1,167,208	5,607,179	4,186,498	4,184,279	38,833	2,518,728
12	5,920	6,281	1,122,819	5,637,241	4,034,146	4,033,863	39,723	2,412,932

都市ガス (A) Town gas(A) 1000m <sup>3</sup>	都市ガス (B) Town gas(B) 1000m <sup>3</sup>	電力 Electricity 1000kWh	蒸気 Steam t	石油化学製品計(1~2)		Petrochemical products		Year, quarter and month
				計 (原油換算) Total (Crude petro- leum equivalent) kl	石油系燃料 (原油換算) Oil based fuels (Crude petro- leum equivalent) kl	NGL・コンデンサート Natural gas liquids Condensate kl	ガソリン Gasoline kl	
71,094	77,790	26,568,763	77,701,423	72,689,805	66,109,137	1,751,090	48	C. Y. 2004
60,090	65,387	26,650,815	78,289,359	73,292,302	66,711,945	1,505,726	48	C. Y. 2005
68,995	73,470	27,340,227	78,513,930	71,919,201	65,413,490	687,359	48	C. Y. 2006
84,411	90,387	27,638,345	79,550,927	73,867,101	67,164,131	533,300	48	C. Y. 2007
96,850	102,755	26,657,769	78,234,983	67,462,279	60,959,580	405,736	48	C. Y. 2008
74,305	79,157	27,545,041	78,890,622	72,801,734	66,251,172	633,578	48	F. Y. 2006
87,026	93,112	27,581,345	79,581,688	72,856,395	66,140,841	436,041	48	F. Y. 2007
21,266	22,726	6,870,703	20,745,734	17,989,362	16,276,316	80,653	12	Q1 2008
25,910	27,515	6,544,059	19,123,879	16,984,960	15,386,517	102,201	12	Q2
25,418	26,880	6,981,778	19,744,487	17,041,117	15,385,860	117,603	12	Q3
24,256	25,634	6,261,229	18,620,883	15,446,840	13,910,888	105,279	12	Q4
8,114	8,678	2,405,500	7,317,906	6,402,644	5,798,313	32,004	4	Jan 2008
5,525	5,915	2,243,609	6,691,994	5,835,437	5,281,588	16,070	4	Feb
7,627	8,133	2,221,594	6,735,834	5,751,281	5,196,415	32,579	4	Mar
8,451	8,981	2,209,061	6,473,440	6,473,440	5,079,488	24,494	4	Apr
8,742	9,280	2,154,064	6,461,760	5,930,403	5,386,474	36,577	4	May
8,717	9,254	2,180,934	6,188,679	5,440,214	4,920,555	41,130	4	Jun
9,551	10,117	2,355,129	6,805,797	5,993,341	5,422,891	39,216	4	Jul
8,228	8,700	2,401,403	6,804,796	5,897,042	5,328,049	36,032	4	Aug
7,639	8,063	2,225,246	6,133,894	5,150,733	4,634,919	42,355	4	Sep
7,295	7,656	2,134,503	6,107,735	5,252,235	4,742,732	26,723	4	Oct
8,383	8,910	2,072,184	6,232,392	5,188,008	4,673,892	38,833	4	Nov
8,578	9,068	2,054,542	6,280,756	5,006,597	4,494,264	39,723	4	Dec

液化石油ガス LPG t	石油系 炭化水素ガス Hydrocarbon gas 1000m <sup>3</sup>	非石油系燃料 (原油換算) Non-oil based fuels (Crude petro- leum equivalent) kl	ターール Tar t	コークス炉 ガス Coke oven gas 1000m <sup>3</sup>	高炉ガス Blast furnace gas 1000m <sup>3</sup>	天然ガス Natural gas 1000m <sup>3</sup>	液化天然ガス LNG t	Year, quarter and month
4,578,016	5,598,662	256,865	116,955	7,742	154	8,190	53,927	C. Y. 2004
4,715,186	5,745,525	226,255	99,023	8,598	4	8,566	55,346	C. Y. 2005
5,111,681	5,447,847	174,628	-	7,742	2	8,191	85,986	C. Y. 2006
5,751,738	5,780,729	277,986	-	6,575	-	11,247	138,997	C. Y. 2007
5,334,616	5,079,796	285,203	-	6,715	-	11,021	136,777	C. Y. 2008
5,317,037	5,558,982	186,434	-	7,435	2	8,775	88,375	F. Y. 2006
5,652,014	5,629,586	304,128	-	6,672	-	11,734	155,670	F. Y. 2007
1,271,084	1,326,275	80,007	-	1,821	-	3,207	40,518	Q1 2008
1,417,914	1,274,596	72,844	-	1,820	-	1,990	35,296	Q2
1,435,174	1,359,727	74,713	-	1,793	-	3,335	35,699	Q3
1,210,444	1,119,198	57,639	-	1,281	-	2,489	25,264	Q4
441,246	477,227	29,149	-	658	-	1,114	15,254	Jan 2008
396,137	437,792	27,017	-	587	-	1,007	14,166	Feb
433,701	411,256	23,841	-	576	-	1,086	11,098	Mar
489,446	401,763	22,170	-	605	-	947	10,121	Apr
482,150	449,321	26,050	-	628	-	448	13,140	May
446,318	423,512	24,624	-	587	-	595	12,035	Jun
539,996	501,595	25,652	-	692	-	1,284	11,514	Jul
487,817	459,339	24,900	-	583	-	957	12,109	Aug
407,361	398,793	24,161	-	518	-	1,094	12,076	Sep
477,698	387,684	21,447	-	423	-	1,033	10,582	Oct
397,261	377,396	17,962	-	544	-	734	7,185	Nov
335,485	354,118	18,230	-	314	-	722	7,497	Dec

改質生成油 Oil produced by conversion kl	灯油 Kerosene kl	軽油 gas oil kl	重油計 Heavy fuel oil Total kl	B・C重油 Heavy fuel oil B・C kl	炭化水素油 Hydrocarbon oil kl	液化石油ガス LPG t	石油系 炭化水素ガス Hydrocarbon gas 1000m <sup>3</sup>	Year, quarter and month
19,118,935	936,863	-	549,374	549,374	78,920	4,321,594	15,861	C. Y. 2004
19,981,081	878,726	846	531,255	531,255	86,973	4,474,623	14,028	C. Y. 2005
20,036,831	998,265	100,535	462,837	462,837	120,894	4,879,822	8,957	C. Y. 2006
20,747,671	957,825	291,820	498,433	498,433	164,128	5,490,891	23,929	C. Y. 2007
19,609,627	960,388	212,249	543,488	543,488	187,573	5,097,408	18,775	C. Y. 2008
20,317,444	994,527	201,157	475,328	475,328	130,192	5,082,133	15,369	F. Y. 2006
20,707,267	966,407	277,163	511,635	511,635	172,867	5,401,848	19,569	F. Y. 2007
5,178,903	251,244	88,694	147,737	147,737	43,318	1,213,200	4,781	Q1 2008
4,901,511	251,548	48,196	129,525	129,525	58,029	1,354,042	3,907	Q2
5,058,479	210,134	29,502	126,165	126,165	45,301	1,383,727	5,894	Q3
4,470,734	247,462	45,857	140,061	140,061	40,925	1,146,439	4,193	Q4
1,840,809	85,608	24,236	50,229	50,229	15,010	423,503	2,302	Jan 2008
1,638,017	77,046	32,154	47,115	47,115	18,236	379,030	1,184	Feb
1,700,077	88,590	32,304	50,393	50,393	10,072	410,667	1,295	Mar
1,549,344	85,066	21,388	49,280	49,280	12,783	468,469	1,047	Apr
1,842,531	86,160	20,673	39,814	39,814	23,141	461,183	1,506	May
1,509,636	80,322	6,135	40,431	40,431	22,105	424,390	1,354	Jun
1,680,791	81,519	15,663	38,517	38,517	14,832	517,533	2,286	Jul
1,794,568	74,360	13,839	44,525	44,525	13,027	471,471	1,978	Aug
1,583,120	54,255	-	43,123	43,123	17,442	394,723	1,630	Sep
1,556,567	82,404	15,294	46,799	46,799	14,238	459,313	1,157	Oct
1,441,956	84,208	18,249	45,217	45,217	12,809	374,768	1,580	Nov
1,472,211	80,850	12,314	48,045	48,045	13,878	312,358	1,456	Dec

年・期・月						石油化学製品(動力・燃料用)(2) for		
	非石油系燃料 (原油換算) Non-oil based fuels (Crude petro- leum equivalent)	タール Tar	コークス炉 ガス Coke oven gas	高炉ガス Blast furnace gas	液化天然ガス LNG	計 (原油換算) Total (Crude petro- leum equivalent)	石油系燃料 (原油換算) Oil based fuels (Crude petro- leum equivalent)	ガソリン Gasoline
	kl	t	1000m <sup>3</sup>	1000m <sup>3</sup>	t	kl	kl	kl
平成16年	117,152	116,955	3,148	154	841	13,932,831	7,469,315	48
17	100,709	99,023	3,500	4	1,462	14,047,114	7,567,466	48
18	2,579	—	3,339	2	515	13,663,575	7,160,442	48
19	29,223	—	2,903	—	19,359	14,203,995	7,530,248	48
20	33,619	—	2,791	—	22,750	12,985,252	6,516,172	48
平成18年度	2,452	—	3,150	2	499	13,818,282	7,270,172	48
19	37,698	—	3,032	—	25,321	13,999,034	7,321,177	48
20年1~3月	9,021	—	851	—	6,065	3,416,750	1,712,725	12
4~6	7,464	—	830	—	4,970	3,230,543	1,639,563	12
7~9	11,355	—	704	—	7,776	3,360,824	1,716,922	12
10~12	5,779	—	406	—	3,939	2,977,135	1,446,962	12
平成20年1月	4,009	—	328	—	2,715	1,210,149	609,827	4
2	3,719	—	256	—	2,537	1,114,549	564,420	4
3	1,293	—	267	—	813	1,092,051	538,478	4
4	147	—	270	—	—	1,053,572	518,863	4
5	3,536	—	288	—	2,395	1,116,748	576,356	4
6	3,781	—	272	—	2,575	1,060,223	544,344	4
7	3,688	—	293	—	2,501	1,205,991	639,229	4
8	3,779	—	280	—	2,570	1,144,547	579,332	4
9	3,888	—	131	—	2,705	1,010,286	498,360	4
10	3,277	—	107	—	2,281	1,003,175	496,948	4
11	2,220	—	244	—	1,479	1,001,510	489,614	4
12	283	—	55	—	179	972,451	460,400	4

年・期・月	非石油系燃料 (原油換算) Non-oil based fuels (Crude petro- leum equivalent)	コークス炉 ガス Coke oven gas	高炉ガス Blast furnace gas	天然ガス Natural gas	液化天然ガス LNG	都市ガス (A) Town gas(A)	都市ガス (B) Town gas(B)	電力 Electricity
	kl	1000m <sup>3</sup>	1000m <sup>3</sup>	1000m <sup>3</sup>	t	1000m <sup>3</sup>	1000m <sup>3</sup>	1000kWh
	平成16年	139,713	4,594	—	8,190	53,086	44,240	48,952
17	125,546	5,098	—	8,566	53,884	30,942	34,094	14,579,583
18	172,049	4,403	—	8,191	85,471	33,534	36,160	15,078,592
19	248,763	3,672	—	11,247	119,638	54,965	59,489	15,272,227
20	251,584	3,924	—	11,021	114,027	67,245	71,733	14,657,032
平成18年度	183,982	4,285	—	8,775	87,876	40,358	43,542	15,235,891
19	266,430	3,640	—	11,734	130,349	57,181	61,815	15,222,984
20年1~3月	70,986	970	—	3,207	34,453	15,964	17,179	3,724,974
4~6	65,379	990	—	1,990	30,326	17,456	18,660	3,602,403
7~9	63,358	1,089	—	3,335	27,923	17,403	18,475	3,849,547
10~12	51,860	875	—	2,489	21,325	16,422	17,419	3,480,108
平成20年1月	25,140	330	—	1,114	12,539	5,243	5,666	1,311,931
2	23,298	331	—	1,007	11,629	4,888	5,253	1,217,848
3	22,548	309	—	1,086	10,285	5,833	6,260	1,195,195
4	22,023	335	—	947	10,121	5,716	6,117	1,185,592
5	22,514	340	—	448	10,745	5,873	6,276	1,223,812
6	20,843	315	—	595	9,460	5,867	6,267	1,192,999
7	21,964	399	—	1,284	9,013	6,713	7,144	1,299,477
8	21,121	303	—	957	9,539	5,700	6,047	1,322,853
9	20,274	387	—	1,094	9,371	4,990	5,284	1,227,217
10	18,170	316	—	1,033	8,301	4,597	4,826	1,190,081
11	15,742	300	—	734	5,706	5,905	6,312	1,167,208
12	17,948	259	—	722	7,318	5,920	6,281	1,122,819

年・期・月	石油系 炭化水素ガス Hydrocarbon gas	オイルコークス Petroleum coke	非石油系燃料 (原油換算) Non-oil based fuels (Crude petro- leum equivalent)	石炭 Coal	コークス炉 ガス Coke oven gas	天然ガス Natural gas	液化天然ガス LNG	都市ガス (A) Town gas(A)
	1000m <sup>3</sup>	t	kl	t	1000m <sup>3</sup>	1000m <sup>3</sup>	t	1000m <sup>3</sup>
	平成16年	254,404	384,709	452,547	871	—	105,583	216,492
17	229,272	352,820	451,132	1,232	—	112,535	208,240	28,334
18	213,727	363,462	484,597	1,066	13,238	103,426	228,950	34,632
19	255,979	408,020	464,077	770	14,635	84,216	233,454	28,576
20	229,713	380,334	463,050	802	16,027	74,850	240,184	27,658
平成18年度	232,099	365,068	473,262	1,066	14,053	99,653	224,812	33,100
19	239,957	407,213	460,981	763	15,226	78,216	235,838	28,402
20年1~3月	47,388	111,359	110,263	50	4,016	15,995	60,254	4,539
4~6	54,888	57,273	123,421	638	3,898	14,415	67,979	7,872
7~9	65,318	113,459	132,984	28	3,982	24,678	67,007	7,654
10~12	62,119	98,243	96,382	86	4,131	19,762	44,944	7,593
平成20年1月	24,372	38,921	42,005	21	1,344	7,114	21,373	2,792
2	17,921	36,053	35,950	12	1,326	6,293	19,704	311
3	5,095	36,385	32,308	17	1,346	2,588	19,177	1,436
4	11,877	36,500	34,410	12	1,234	871	21,231	2,513
5	22,476	9,068	43,517	51	1,346	6,073	23,372	2,649
6	20,535	11,705	45,494	575	1,318	7,471	23,376	2,710
7	18,556	32,256	47,991	3	1,294	8,256	24,857	2,637
8	23,214	41,159	44,075	9	1,397	8,836	21,720	2,454
9	23,548	40,044	40,918	16	1,291	7,586	20,430	2,563
10	23,530	42,143	41,062	7	1,396	7,235	20,709	2,647
11	18,462	39,857	17,374	20	1,348	5,640	5,426	2,364
12	20,127	16,243	37,947	59	1,387	6,887	18,809	2,582

Driving power and fuels									Year, quarter and month
灯油 Kerosene	軽油 gas oil	重油計 Heavy fuel oil Total	A重油 Heavy fuel oil A	B・C重油 Heavy fuel oil B・C	炭化水素油 Hydrocarbon oil	液化石油ガス LPG	石油系炭化水素ガス Hydrocarbon gas		
kl	kl	kl	kl	kl	kl	t	1000m <sup>3</sup>		
90,943	39	71,896	9,917	61,979	369,098	256,422	5,582,801	C. Y. 2004	
92,351	484	71,090	8,845	62,245	318,671	240,563	5,731,497	C. Y. 2005	
73,080	36	64,601	3,875	60,726	295,313	231,859	5,438,890	C. Y. 2006	
58,824	41	80,419	2,466	77,953	253,513	260,847	5,756,800	C. Y. 2007	
51,465	39	62,935	1,618	61,317	199,559	237,208	5,061,021	C. Y. 2008	
69,746	44	61,918	3,211	58,707	284,976	234,904	5,543,613	F. Y. 2006	
57,729	27	83,307	2,636	80,671	250,315	250,166	5,610,017	F. Y. 2007	
17,220	6	16,400	617	15,783	64,172	57,884	1,321,494	Q1 2008	
10,040	18	13,882	468	13,414	52,567	63,872	1,270,689	Q2	
14,547	9	19,935	222	19,713	39,976	51,447	1,353,833	Q3	
9,658	6	12,718	311	12,407	42,844	64,005	1,115,005	Q4	
5,901	3	4,570	243	4,327	23,084	17,743	474,925	Jan 2008	
5,656	2	7,449	119	7,330	20,304	17,107	436,608	Feb	
5,663	1	4,381	255	4,126	20,784	23,034	409,961	Mar	
5,373	14	3,342	334	3,008	16,355	20,977	400,716	Apr	
2,849	2	5,081	79	5,002	19,463	20,967	447,815	May	
1,818	2	5,459	55	5,404	16,749	21,928	422,158	Jun	
5,585	2	8,125	52	8,073	15,998	22,463	499,309	Jul	
4,399	5	7,722	61	7,661	13,583	16,346	457,361	Aug	
4,563	2	4,088	109	3,979	11,295	12,638	397,163	Sep	
4,040	1	4,590	174	4,416	14,382	18,385	386,527	Oct	
2,843	3	4,955	64	4,891	14,779	22,493	375,816	Nov	
2,775	2	3,173	73	3,100	13,683	23,127	352,662	Dec	

蒸気 Steam	アンモニア及びアンモニア誘導品計(3~4) Ammonia and ammonia-derived product								Year, quarter and month
	計 (原油換算) Total (Crude petroleum equivalent)	石油系燃料 (原油換算) Oil based fuels (Crude petroleum equivalent)	ナフサ Naphtha	重油計 Heavy fuel oil Total	B・C重油 Heavy fuel oil B・C	炭化水素油 Hydrocarbon oil	液化石油ガス LPG		
	kl	kl	kl	kl	kl	kl	t		
70,666,137	1,611,923	810,499	120,026	14,518	14,518	941	22,015	C. Y. 2004	
71,117,825	1,548,221	751,916	122,893	14,713	14,713	1,001	20,370	C. Y. 2005	
70,117,556	1,602,512	723,887	107,617	15,075	15,075	—	16,305	C. Y. 2006	
71,197,911	1,674,309	808,302	105,723	15,372	15,372	—	12,191	C. Y. 2007	
70,224,956	1,512,298	674,872	97,690	13,616	13,616	—	11,389	C. Y. 2008	
70,377,744	1,620,547	745,039	108,110	15,331	15,331	—	14,282	F. Y. 2006	
71,375,803	1,618,915	767,016	104,559	15,137	15,137	—	11,269	F. Y. 2007	
18,612,598	377,581	172,292	28,370	4,024	4,024	—	1,742	Q1 2008	
17,223,206	352,325	141,063	27,367	3,806	3,806	—	4,000	Q2	
17,685,487	421,616	186,081	18,732	2,512	2,512	—	2,785	Q3	
16,703,665	360,776	175,437	23,221	3,274	3,274	—	2,862	Q4	
6,555,729	146,139	69,441	9,630	1,411	1,411	—	918	Jan 2008	
5,982,850	126,420	58,747	8,985	1,268	1,268	—	706	Feb	
6,074,019	105,022	44,103	9,755	1,345	1,345	—	118	Mar	
5,821,619	116,563	53,291	8,872	1,256	1,256	—	1,713	Apr	
5,845,299	116,245	43,698	8,805	1,358	1,358	—	1,143	May	
5,556,288	119,518	44,074	9,690	1,192	1,192	—	1,144	Jun	
6,132,919	128,628	48,363	566	108	108	—	994	Jul	
6,091,270	149,139	69,149	9,248	1,124	1,124	—	891	Aug	
5,461,298	143,848	68,569	8,918	1,280	1,280	—	900	Sep	
5,459,245	141,405	67,604	6,230	986	986	—	966	Oct	
5,607,179	106,991	61,983	8,501	1,136	1,136	—	883	Nov	
5,637,241	112,379	45,849	8,490	1,152	1,152	—	1,013	Dec	

都市ガス(B) Town gas(B)	電力 Electricity	蒸気 Steam	アンモニア及びアンモニア誘導品(原料用)(3) as Materials					Year, quarter and month
			計 (原油換算) Total (Crude petroleum equivalent)	石油系燃料 (原油換算) Oil based fuels (Crude petroleum equivalent)	ナフサ Naphtha	液化石油ガス LPG	石油系炭化水素ガス Hydrocarbon gas	
			kl	kl	kl	t	1000m <sup>3</sup>	
27,907	846,154	3,843,340	961,265	637,368	92,984	—	166,616	C. Y. 2004
30,382	807,421	3,842,576	910,403	594,804	94,605	—	154,456	C. Y. 2005
36,400	993,571	4,289,725	909,880	574,087	80,008	—	139,479	C. Y. 2006
29,946	1,001,629	4,391,728	956,834	639,680	78,645	—	160,990	C. Y. 2007
28,984	982,695	4,093,692	828,191	512,313	72,007	—	134,412	C. Y. 2008
34,688	995,454	4,404,548	919,373	588,531	80,755	—	149,927	F. Y. 2006
29,763	1,000,828	4,253,320	911,260	599,305	77,214	—	144,196	F. Y. 2007
4,757	246,462	1,043,079	208,877	131,040	20,954	—	23,108	Q1 2008
8,249	227,553	964,592	183,016	97,625	20,311	—	30,806	Q2
8,021	271,718	1,117,964	236,328	146,237	13,683	—	40,249	Q3
7,957	236,962	968,057	199,971	137,412	17,059	—	40,249	Q4
2,926	89,803	381,061	80,720	51,814	7,116	—	13,416	Jan 2008
326	77,476	354,667	70,983	44,871	6,647	—	9,692	Feb
1,505	79,183	307,351	57,175	34,355	7,191	—	—	Mar
2,633	82,554	306,444	64,748	40,681	6,582	—	5,832	Apr
2,776	68,857	327,317	57,681	27,402	6,515	—	12,704	May
2,840	76,142	330,831	60,587	29,542	7,214	—	12,270	Jun
2,763	85,719	351,554	72,101	40,781	339	—	13,416	Jul
2,572	95,173	391,523	83,665	53,257	6,785	—	13,417	Aug
2,686	90,826	374,887	80,562	52,198	6,559	—	13,416	Sep
2,774	89,516	353,182	80,349	52,109	4,587	—	13,417	Oct
2,477	69,627	306,086	61,306	51,785	6,249	—	13,416	Nov
2,706	77,819	308,789	58,316	33,518	6,223	—	13,416	Dec

年・期・月							アンモニア及びアンモニア誘導体	
	オイルコークス	非石油系燃料 (原油換算)	石炭	コークス炉 ガス	天然ガス	液化天然ガス	計 (原油換算)	石油系燃料 (原油換算)
	Petroleum coke	Non-oil based fuels (Crude petroleum equivalent)	Coal	Coke oven gas	Natural gas	LNG	Total (Crude petroleum equivalent)	Oil based fuels (Crude petroleum equivalent)
	t	kl	t	1000m <sup>3</sup>	1000m <sup>3</sup>	t	kl	kl
平成16年	384,709	323,897	871	—	70,357	173,800	650,658	173,131
17	352,820	315,600	1,232	—	76,717	163,035	637,818	157,113
18	363,462	335,793	1,066	—	70,113	182,226	692,632	149,800
19	408,020	317,155	770	—	55,476	180,291	717,475	168,622
20	380,334	315,878	802	—	49,139	184,365	684,106	162,559
平成18年度	365,068	330,842	1,066	—	67,225	180,923	701,174	156,508
19	407,213	311,955	763	—	50,986	180,161	707,655	167,711
20年1~3月	111,359	77,838	50	—	10,216	47,008	168,703	41,252
4~6	57,273	85,390	638	—	9,510	52,647	169,310	43,438
7~9	113,459	90,091	28	—	16,456	50,732	185,289	39,844
10~12	98,243	62,559	86	—	12,957	33,978	160,805	38,025
平成20年1月	38,921	28,905	21	—	4,506	16,888	65,419	17,627
2	36,053	26,113	12	—	4,025	15,296	55,437	13,877
3	36,385	22,820	17	—	1,685	14,824	47,847	9,748
4	36,500	24,067	12	—	548	16,616	51,815	12,610
5	9,068	30,279	51	—	4,017	18,237	58,564	16,296
6	11,705	31,045	575	—	4,945	17,794	58,931	14,531
7	32,256	31,320	3	—	5,495	17,820	56,528	7,582
8	41,159	30,407	9	—	5,857	16,882	65,475	15,891
9	40,044	28,364	16	—	5,104	16,030	63,286	16,371
10	42,143	28,240	7	—	4,767	16,215	61,056	15,495
11	39,857	9,521	20	—	3,654	3,828	45,685	10,199
12	16,243	24,798	59	—	4,536	13,935	54,063	12,331

年・期・月							ソーダ工業製品(5)	
	天然ガス	液化天然ガス	都市ガス (A)	都市ガス (B)	電力	蒸気	計 (原油換算)	石油系燃料 (原油換算)
	Natural gas	LNG	Town gas(A)	Town gas(B)	Electricity	Steam	Total (Crude petroleum equivalent)	Oil based fuels (Crude petroleum equivalent)
	1000m <sup>3</sup>	t	1000m <sup>3</sup>	1000m <sup>3</sup>	1000kWh	t	kl	kl
平成16年	35,226	42,692	26,024	27,907	846,154	3,843,340	1,298,771	3,288
17	35,818	45,205	28,334	30,382	807,421	3,842,576	1,323,704	4,049
18	33,313	46,724	34,632	36,400	993,571	4,289,725	1,382,473	3,918
19	28,740	53,163	28,576	29,946	1,001,629	4,391,728	1,385,918	1,775
20	25,711	55,819	27,658	28,984	982,695	4,093,692	1,334,433	1,397
平成18年度	32,428	43,889	33,100	34,688	995,454	4,404,548	1,385,851	3,369
19	27,230	55,677	28,402	29,763	1,000,828	4,253,320	1,383,762	1,775
20年1~3月	5,779	13,246	4,539	4,757	246,462	1,043,079	356,071	405
4~6	4,905	15,332	7,872	8,249	227,553	964,592	327,358	337
7~9	8,222	16,275	7,654	8,021	271,718	1,117,964	339,896	345
10~12	6,805	10,966	7,593	7,957	236,962	968,057	311,108	309
平成20年1月	2,608	4,485	2,792	2,926	89,803	381,061	123,523	192
2	2,268	4,408	311	326	77,476	354,667	116,142	134
3	903	4,353	1,436	1,505	79,183	307,351	116,406	79
4	323	4,615	2,513	2,633	82,554	306,444	114,794	110
5	2,056	5,135	2,649	2,776	68,857	327,317	103,312	76
6	2,526	5,582	2,710	2,840	76,142	330,831	109,253	151
7	2,761	7,037	2,637	2,763	85,719	351,554	115,220	137
8	2,979	4,838	2,454	2,572	95,173	391,523	116,605	108
9	2,482	4,400	2,563	2,686	90,826	374,887	108,071	101
10	2,468	4,494	2,647	2,774	89,516	353,182	102,588	131
11	1,986	1,598	2,364	2,477	69,627	306,086	102,870	87
12	2,351	4,874	2,582	2,706	77,819	308,789	105,650	91

年・期・月						Year, quarter and month
	液化天然ガス	都市ガス (A)	都市ガス (B)	電力	蒸気	
	LNG	Town gas(A)	Town gas(B)	Electricity	Steam	
	t	1000m <sup>3</sup>	1000m <sup>3</sup>	1000kWh	t	
平成16年	—	830	931	11,128,897	3,191,946	C. Y. 2004
17	—	814	911	11,263,811	3,328,958	C. Y. 2005
18	2,761	829	910	11,268,064	4,106,649	C. Y. 2006
19	2,008	870	952	11,364,489	3,961,288	C. Y. 2007
20	324	1,947	2,038	11,018,042	3,916,335	C. Y. 2008
平成18年度	2,923	847	927	11,313,696	4,108,330	F. Y. 2006
19	1,433	1,443	1,534	11,357,533	3,952,565	F. Y. 2007
20年1~3月	324	763	790	2,899,267	1,090,057	Q1 2008
4~6	—	582	606	2,714,103	936,081	Q2
7~9	—	361	384	2,860,513	941,036	Q3
10~12	—	241	258	2,544,159	949,161	Q4
平成20年1月	279	79	86	1,003,766	381,116	Jan 2008
2	45	326	336	948,285	354,477	Feb
3	—	358	368	947,216	354,464	Mar
4	—	222	231	940,915	345,377	Apr
5	—	220	228	861,395	289,144	May
6	—	140	147	911,793	301,560	Jun
7	—	201	210	969,933	321,324	Jul
8	—	74	81	983,377	322,003	Aug
9	—	86	93	907,203	297,709	Sep
10	—	51	56	854,906	295,308	Oct
11	—	114	121	835,349	319,127	Nov
12	—	76	81	853,904	334,726	Dec

品 (動力・燃料用)(4) for Driving power and fuels								Year, quarter and month
ナフサ	重油計	B・C重油	炭化水素油	液化石油ガス	石油系炭化水素ガス	非石油系燃料(原油換算)	コークス炉ガス	
Naphtha	Heavy fuel oil Total	Heavy fuel oil B・C	Hydrocarbon oil	LPG	Hydrocarbon gas	Non-oil based fuels (Crude petroleum equivalent)	Coke oven gas	
kl	kl	kl	kl	t	1000m <sup>3</sup>	kl	1000m <sup>3</sup>	
27,042	14,518	14,518	941	22,015	87,788	128,650	—	C. Y. 2004
28,288	14,713	14,713	1,001	20,370	74,816	135,532	—	C. Y. 2005
27,609	15,075	15,075	—	16,305	74,248	148,804	13,238	C. Y. 2006
27,078	15,372	15,372	—	12,191	94,989	146,922	14,635	C. Y. 2007
25,683	13,616	13,616	—	11,389	95,301	147,172	16,027	C. Y. 2008
27,355	15,331	15,331	—	14,282	82,172	142,420	14,053	F. Y. 2006
27,345	15,137	15,137	—	11,269	95,761	149,025	15,226	F. Y. 2007
7,416	4,024	4,024	—	1,742	24,280	32,426	4,016	Q1 2008
7,056	3,806	3,806	—	4,000	24,082	38,030	3,898	Q2
5,049	2,512	2,512	—	2,785	25,069	42,893	3,982	Q3
6,162	3,274	3,274	—	2,862	21,870	33,823	4,131	Q4
2,514	1,411	1,411	—	918	10,956	13,099	1,344	Jan 2008
2,338	1,268	1,268	—	706	8,229	9,838	1,326	Feb
2,564	1,345	1,345	—	118	5,095	9,489	1,346	Mar
2,290	1,256	1,256	—	1,713	6,045	10,343	1,234	Apr
2,290	1,358	1,358	—	1,143	9,772	13,238	1,346	May
2,476	1,192	1,192	—	1,144	8,265	14,449	1,318	Jun
227	108	108	—	994	5,140	16,671	1,294	Jul
2,463	1,124	1,124	—	891	9,797	13,667	1,397	Aug
2,359	1,280	1,280	—	900	10,132	12,554	1,291	Sep
1,643	986	986	—	966	10,113	12,822	1,396	Oct
2,252	1,136	1,136	—	883	5,046	7,852	1,348	Nov
2,267	1,152	1,152	—	1,013	6,711	13,149	1,387	Dec

Soda products								Year, quarter and month
重油計	A重油	B・C重油	液化石油ガス	石油系炭化水素ガス	非石油系燃料(原油換算)	石炭コークス	天然ガス	
Heavy fuel oil Total	Heavy fuel oil A	Heavy fuel oil B・C	LPG	Hydrocarbon gas	Non-oil based fuels (Crude petroleum equivalent)	Coal coke	Natural gas	
kl	kl	kl	t	1000m <sup>3</sup>	kl	t	1000m <sup>3</sup>	
2,198	171	2,027	68	690	23,167	28,073	42	C. Y. 2004
2,982	12	2,970	11	664	25,030	30,475	34	C. Y. 2005
3,155	254	2,901	15	401	29,070	30,601	37	C. Y. 2006
1,626	271	1,355	14	—	35,750	38,958	1,087	C. Y. 2007
1,290	183	1,107	10	—	37,400	42,958	1,907	C. Y. 2008
2,792	236	2,556	15	270	28,579	29,679	24	F. Y. 2006
1,635	339	1,296	13	—	39,376	43,566	1,561	F. Y. 2007
376	78	298	3	—	10,620	11,572	474	Q1 2008
310	41	269	3	—	9,844	11,424	464	Q2
317	25	292	3	—	8,410	9,658	592	Q3
287	39	248	1	—	8,526	10,304	377	Q4
181	67	114	1	—	3,614	3,842	187	Jan 2008
123	4	119	1	—	3,293	3,585	133	Feb
72	7	65	1	—	3,713	4,145	154	Mar
100	—	100	1	—	3,284	3,759	163	Apr
69	6	63	1	—	3,120	3,626	110	May
141	35	106	1	—	3,439	4,039	191	Jun
126	16	110	1	—	2,647	2,896	199	Jul
99	4	95	1	—	2,762	3,240	191	Aug
92	5	87	1	—	3,001	3,522	202	Sep
122	18	104	—	—	2,519	3,200	25	Oct
80	9	71	1	—	3,018	3,534	182	Nov
85	12	73	—	—	2,989	3,570	170	Dec

② 化学工業製品

Chemical products

一次投入燃料換算表

Conversion table for primary input fuel

年・期・月	化学工業 Chemical industry							
	計 (原油換算) Total (Crude petroleum equivalent)	石油系燃料 (原油換算) Oil based fuels (Crude petroleum equivalent)	原油 Crude petroleum	NGL・コンデンサート Natural gas liquids Condensate	ガソリン Gasoline	ナフサ Naphtha	改質生成油 Oil produced by conversion	灯油 Kerosene
	kl	kl	kl	kl	kl	kl	kl	kl
平成16年	86,209,382	72,636,673	33,870	1,757,157	172	36,843,682	19,118,935	1,062,267
17	86,679,725	72,980,791	29,938	1,506,558	160	36,659,193	19,981,081	1,007,987
18	90,762,147	71,153,092	30,624	689,722	251	35,625,554	20,036,831	1,116,640
19	92,941,670	72,663,758	29,054	535,931	257	35,405,703	20,747,671	1,056,449
20	85,370,159	65,641,410	31,610	408,550	248	32,018,059	19,609,627	1,052,365
平成18年度	91,813,569	71,913,582	31,111	636,050	247	35,769,814	20,317,444	1,108,738
19	91,698,048	71,494,949	29,457	438,728	256	34,921,544	20,707,267	1,063,836
20年 1~3月	22,528,326	17,554,141	8,982	81,546	61	8,877,827	5,178,903	277,956
4~6	21,417,702	16,517,795	6,652	102,834	58	8,034,352	4,901,511	270,390
7~9	21,640,438	16,571,525	8,614	118,036	65	7,792,508	5,058,479	234,541
10~12	19,783,693	14,997,949	7,362	106,134	64	7,313,372	4,470,734	269,478
平成20年1月	7,945,542	6,243,437	3,051	32,325	19	3,191,751	1,840,809	94,743
2	7,304,544	5,700,006	2,894	16,380	20	2,945,398	1,638,017	86,011
3	7,278,240	5,610,698	3,037	32,841	22	2,740,678	1,700,077	97,202
4	7,073,873	5,455,779	2,972	24,727	20	2,714,097	1,549,344	93,155
5	7,434,929	5,774,158	1,163	36,795	19	2,699,259	1,842,531	92,112
6	6,908,899	5,287,859	2,517	41,312	19	2,620,996	1,509,636	85,123
7	7,506,328	5,821,762	2,980	39,364	23	2,762,881	1,680,791	90,162
8	7,473,461	5,740,098	2,902	36,142	21	2,687,254	1,794,568	81,464
9	6,660,649	5,009,665	2,732	42,530	21	2,342,373	1,583,120	62,915
10	6,748,046	5,121,351	2,783	26,918	23	2,363,455	1,556,567	89,878
11	6,608,296	5,027,322	2,500	39,138	21	2,527,644	1,441,956	91,436
12	6,427,351	4,849,276	2,079	40,078	20	2,422,273	1,472,211	88,164

年・期・月	非石油系燃料 (原油換算) Non-oil based fuels (Crude petroleum equivalent)							
	石炭 Coal	石炭ークス Coal coke	タール Tar	ークス炉ガス Coke oven gas	高炉ガス Blast furnace gas	転炉ガス Converter gas	天然ガス Natural gas	
	t	t	t	1000m <sup>3</sup>	1000m <sup>3</sup>	1000m <sup>3</sup>	1000m <sup>3</sup>	
平成16年	9,612,177	10,290,201	174,974	428,189	830,135	19,819	75,943	406,215
17	9,671,371	10,311,293	161,751	402,235	792,209	18,885	80,549	429,538
18	14,940,811	16,924,473	182,493	463,046	1,411,302	1,157,781	73,741	434,433
19	15,512,887	17,366,016	186,993	464,478	1,437,734	1,120,907	67,127	434,431
20	15,036,828	17,500,169	178,889	466,404	1,409,747	1,116,374	36,899	421,199
平成18年度	15,155,797	17,198,120	184,659	466,643	1,437,471	1,139,381	71,229	434,199
19	15,438,309	17,390,594	187,601	462,056	1,437,335	1,135,426	65,988	428,715
20年 1~3月	3,753,569	4,341,852	47,624	120,264	356,166	289,317	11,454	110,691
4~6	3,777,487	4,401,672	42,615	115,967	351,799	280,300	8,797	94,790
7~9	3,873,914	4,509,389	50,769	105,803	353,561	277,493	8,671	112,053
10~12	3,631,858	4,247,256	37,881	124,370	348,222	269,264	7,977	103,665
平成20年1月	1,280,979	1,468,432	16,394	37,958	122,900	98,697	6,123	40,845
2	1,207,383	1,387,270	14,447	39,090	112,930	92,663	1,859	38,854
3	1,265,207	1,486,149	16,783	43,216	120,336	97,957	3,471	30,992
4	1,229,246	1,446,406	15,171	39,634	114,858	94,559	3,263	25,593
5	1,291,121	1,493,388	13,885	39,997	120,666	96,392	2,544	35,347
6	1,257,120	1,461,879	13,559	36,336	116,274	89,348	2,989	33,850
7	1,291,141	1,511,785	19,632	15,040	115,458	93,078	3,084	38,459
8	1,327,235	1,547,325	15,425	43,655	120,513	93,246	2,403	37,719
9	1,255,537	1,450,280	15,712	47,108	117,590	91,168	3,184	35,875
10	1,233,477	1,426,490	14,601	41,500	120,860	92,542	2,729	34,768
11	1,195,653	1,418,426	13,384	42,281	115,958	88,272	2,726	32,682
12	1,202,729	1,402,340	9,896	40,589	111,403	88,450	2,522	36,214

年・期・月	化学工業製品小計(1~5) Chemical products							
	計 (原油換算) Total (Crude petroleum equivalent)	石油系燃料 (原油換算) Oil based fuels (Crude petroleum equivalent)	NGL・コンデンサート Natural gas liquids Condensate	ガソリン Gasoline	ナフサ Naphtha	改質生成油 Oil produced by conversion	灯油 Kerosene	軽油 gas oil
	kl	kl	kl	kl	kl	kl	kl	kl
平成16年	75,562,987	70,114,473	1,752,966	48	36,721,680	19,118,935	1,029,058	39
17	76,056,826	70,514,365	1,506,289	48	36,530,862	19,981,081	972,379	1,330
18	74,988,135	68,975,945	689,569	48	35,519,908	20,036,831	1,077,344	100,571
19	77,051,155	70,687,258	535,745	48	35,327,061	20,747,671	1,020,470	291,861
20	70,311,053	63,942,540	408,335	48	31,962,830	19,609,627	1,018,851	212,288
平成18年度	75,893,436	69,796,638	635,885	48	35,669,324	20,317,444	1,070,529	201,201
19	75,958,813	69,558,876	438,538	48	34,841,964	20,707,267	1,027,758	277,190
20年 1~3月	18,700,774	17,083,373	81,495	12	8,854,846	5,178,903	269,144	88,700
4~6	17,647,204	16,098,125	102,782	12	8,018,090	4,901,511	262,584	48,214
7~9	17,819,738	16,149,930	117,986	12	7,778,177	5,058,479	226,099	29,511
10~12	16,143,337	14,611,113	106,072	12	7,311,717	4,470,734	261,024	45,863
平成20年1月	6,656,462	6,083,899	32,307	4	3,183,616	1,840,809	91,808	24,239
2	6,072,480	5,545,806	16,364	4	2,937,761	1,638,017	82,868	32,156
3	5,971,832	5,453,668	32,825	4	2,733,469	1,700,077	94,468	32,305
4	5,853,871	5,326,475	24,710	4	2,713,504	1,549,344	90,515	21,402
5	6,137,317	5,623,532	36,776	4	2,690,728	1,842,531	89,563	20,675
6	5,656,015	5,148,118	41,296	4	2,613,858	1,509,636	82,506	6,137
7	6,229,357	5,676,763	39,350	4	2,754,636	1,680,791	87,431	15,665
8	6,170,994	5,597,293	36,126	4	2,682,235	1,794,568	78,989	13,844
9	5,419,388	4,875,874	42,510	4	2,341,306	1,583,120	59,679	2
10	5,507,193	4,985,887	26,902	4	2,363,066	1,556,567	86,787	15,295
11	5,393,847	4,900,026	39,116	4	2,527,229	1,441,956	88,685	18,252
12	5,242,297	4,725,200	40,054	4	2,421,422	1,472,211	85,553	12,316

軽油 gas oil	重油計 Heavy fuel oil Total	A重油 Heavy fuel oil A	B・C重油 Heavy fuel oil B・C	炭化水素油 Hydrocarbon oil	液化石油ガス LPG	石油系 炭化水素ガス Hydrocarbon gas	オイルコークス Petroleum coke	Year, quarter and month
kl	kl	kl	kl	kl	t	1000m <sup>3</sup>	t	
2,944	2,975,376	159,472	2,815,903	1,348,881	4,834,966	6,771,850	1,047,538	C. Y. 2004
3,986	2,796,716	131,290	2,665,426	1,269,447	4,963,729	6,904,038	1,027,211	C. Y. 2005
103,343	2,509,163	115,645	2,393,518	1,162,548	5,358,384	6,549,832	944,345	C. Y. 2006
294,846	2,078,688	76,279	2,002,409	1,275,375	6,029,717	6,969,539	998,973	C. Y. 2007
215,238	1,825,686	57,188	1,768,498	1,184,362	5,604,942	6,125,491	940,376	C. Y. 2008
204,300	2,389,490	111,179	2,278,311	1,185,343	5,573,871	6,691,500	936,537	F. Y. 2006
280,144	2,030,570	64,172	1,966,398	1,276,926	5,930,139	6,789,407	1,015,440	F. Y. 2007
89,422	513,546	16,569	496,977	319,544	1,339,115	1,593,968	268,176	Q1 2008
48,956	463,470	14,464	449,007	306,737	1,483,829	1,520,301	191,142	Q2
30,270	425,997	11,723	414,274	286,050	1,507,453	1,643,591	251,256	Q3
46,590	422,673	14,432	408,240	272,031	1,274,545	1,367,631	229,802	Q4
24,475	169,552	5,182	164,369	112,992	465,743	577,717	89,780	Jan 2008
32,399	166,259	5,498	160,761	111,583	417,258	525,104	89,061	Feb
32,548	177,736	5,889	171,847	94,969	456,114	491,147	89,336	Mar
21,646	164,578	5,989	158,589	92,182	506,814	479,307	78,012	Apr
20,910	152,254	4,246	148,008	108,750	507,309	539,554	55,445	May
6,400	146,638	4,229	142,409	105,805	469,706	501,440	57,686	Jun
15,912	140,056	4,968	135,088	105,142	565,095	595,201	79,245	Jul
14,082	149,877	3,397	146,480	94,498	512,357	559,315	86,352	Aug
276	136,065	3,358	132,706	86,410	430,001	489,075	85,660	Sep
15,553	142,452	6,392	136,060	93,153	500,349	474,053	88,624	Oct
18,479	135,637	3,305	132,332	88,053	416,241	455,966	83,762	Nov
12,558	144,584	4,735	139,849	90,825	357,955	437,613	57,417	Dec

液化天然ガス LNG	都市ガス(A) Town gas(A)	都市ガス(B) Town gas(B)	廃タイヤ Used tires	電力 Electricity	蒸気 Steam	Year, quarter and month
t	1000m <sup>3</sup>	1000m <sup>3</sup>	t	1000kWh	t	
365,036	377,988	416,980	17,178	19,866,834	29,821,199	C. Y. 2004
395,229	405,972	446,837	17,388	20,561,428	29,843,638	C. Y. 2005
457,227	457,887	496,252	16,919	23,285,382	35,326,936	C. Y. 2006
599,838	497,688	538,297	18,961	23,513,060	36,402,583	C. Y. 2007
656,313	463,758	501,130	27,066	22,978,130	36,955,532	C. Y. 2008
466,497	453,898	491,242	15,770	23,449,782	36,190,218	F. Y. 2006
637,904	499,430	540,219	21,733	23,609,980	36,496,967	F. Y. 2007
164,632	116,540	126,292	5,992	5,873,630	9,754,303	Q1 2008
167,682	124,899	134,810	6,478	5,689,669	8,581,239	Q2
180,831	115,073	124,161	7,835	5,975,276	9,246,913	Q3
143,168	107,246	115,867	6,761	5,439,555	9,373,077	Q4
60,028	42,121	45,617	814	2,011,614	3,385,329	Jan 2008
55,959	37,044	40,175	2,377	1,893,524	3,197,471	Feb
48,646	37,374	40,500	2,802	1,968,492	3,171,503	Mar
50,031	40,720	44,002	1,444	1,934,946	3,021,546	Apr
59,829	43,129	46,512	2,234	1,852,568	2,854,656	May
57,821	41,050	44,296	2,801	1,902,155	2,705,037	Jun
64,910	42,443	45,845	2,872	1,971,938	3,037,963	Jul
60,124	37,022	39,944	2,100	2,031,571	3,141,494	Aug
55,797	35,608	38,372	2,862	1,971,767	3,067,456	Sep
56,649	34,810	37,523	1,844	1,904,221	3,126,109	Oct
36,725	35,554	38,469	2,080	1,819,574	3,125,792	Nov
49,794	36,881	39,876	2,837	1,715,760	3,121,176	Dec

重油計 Heavy fuel oil Total	A重油 Heavy fuel oil A	B・C重油 Heavy fuel oil B・C	炭化水素油 Hydrocarbon oil	液化石油ガス LPG	石油系 炭化水素ガス Hydrocarbon gas	オイルコークス Petroleum coke	非石油系燃料 (原油換算) Non-oil based fuels (Crude petroleum equivalent)	Year, quarter and month
kl	kl	kl	kl	t	1000m <sup>3</sup>	t	kl	
1,831,707	59,378	1,772,328	1,197,464	4,638,879	6,482,405	687,216	2,428,139	C. Y. 2004
1,684,178	56,820	1,627,357	1,136,175	4,771,431	6,620,614	658,101	2,427,345	C. Y. 2005
1,576,961	38,882	1,538,080	1,027,966	5,167,906	6,285,626	631,872	2,456,211	C. Y. 2006
1,365,640	29,931	1,335,709	1,132,420	5,808,490	6,703,378	672,246	2,772,622	C. Y. 2007
1,253,005	23,083	1,229,922	1,050,156	5,379,971	5,891,867	609,736	2,840,914	C. Y. 2008
1,518,801	38,426	1,480,375	1,046,098	5,375,071	6,431,039	624,199	2,497,493	F. Y. 2006
1,353,619	26,946	1,326,673	1,134,773	5,705,719	6,524,405	674,560	2,815,342	F. Y. 2007
351,959	7,431	344,528	285,596	1,281,225	1,528,631	177,622	695,381	Q1 2008
314,457	6,240	308,217	270,770	1,431,487	1,472,500	104,520	717,070	Q2
294,101	4,698	289,403	252,443	1,448,229	1,581,333	169,553	772,655	Q3
292,489	4,715	287,774	241,347	1,219,030	1,309,433	158,041	655,808	Q4
113,759	2,199	111,560	101,784	445,387	554,956	62,643	250,625	Jan 2008
114,303	2,464	111,840	99,704	398,984	503,530	58,572	227,840	Feb
123,896	2,767	121,129	84,109	436,855	470,145	56,407	216,916	Mar
116,115	2,320	113,795	80,856	493,661	461,101	51,829	235,803	Apr
101,317	1,858	99,459	96,220	487,137	521,196	25,578	240,307	May
97,024	2,061	94,963	93,694	450,689	490,203	27,113	240,960	Jun
95,475	1,887	93,588	92,776	545,077	574,957	52,266	260,177	Jul
104,694	1,534	103,160	82,098	492,703	537,843	60,396	267,909	Aug
93,932	1,277	92,654	77,568	410,449	468,503	56,892	244,569	Sep
99,441	1,428	98,013	82,706	480,369	452,877	61,637	220,982	Oct
91,945	1,300	90,645	77,125	399,759	436,627	59,765	202,869	Nov
101,103	1,987	99,115	81,517	338,902	419,929	36,638	231,957	Dec

年・期・月	→								
	石炭	石炭コークス	タール	コークス炉ガス	高炉ガス	転炉ガス	天然ガス	液化天然ガス	
	Coal	Coal coke	Tar	Coke oven gas	Blast furnace gas	Converter gas	Natural gas	LNG	
	t	t	t	1000m <sup>3</sup>	1000m <sup>3</sup>	1000m <sup>3</sup>	1000m <sup>3</sup>	t	
平成16年	1,966,395	28,073	116,955	50,765	18,171	75,943	150,095	299,591	
17	1,950,976	30,475	99,023	51,700	18,833	80,549	161,059	299,860	
18	1,988,656	30,601	—	70,465	20,024	73,741	160,628	356,853	
19	2,180,163	38,958	—	67,355	17,508	67,127	155,192	453,969	
20	2,368,212	42,958	—	53,341	8,446	36,899	149,172	486,068	
平成18年度	2,040,225	29,679	—	69,430	19,393	71,229	161,868	359,202	
19	2,215,841	43,566	—	67,917	16,592	65,988	149,609	480,077	
20年1~3月	572,804	11,572	—	14,613	2,282	11,454	34,928	123,266	
4~6	598,134	11,424	—	12,608	2,004	8,797	31,163	126,387	
7~9	645,561	9,658	—	13,052	2,159	8,671	44,524	133,792	
10~12	551,712	10,304	—	13,067	2,001	7,977	38,558	102,623	
平成20年1月	201,226	3,842	—	6,186	1,185	6,123	14,323	45,262	
2	184,228	3,585	—	3,956	431	1,859	12,962	42,022	
3	187,351	4,145	—	4,470	666	3,471	7,643	35,983	
4	213,444	3,759	—	4,283	665	3,263	5,180	37,429	
5	190,449	3,626	—	4,217	532	2,544	12,331	45,300	
6	194,241	4,039	—	4,108	806	2,989	13,652	43,658	
7	208,184	2,896	—	4,421	886	3,084	15,322	47,986	
8	234,015	3,240	—	4,207	558	2,403	15,112	44,287	
9	203,362	3,522	—	4,425	714	3,184	14,090	41,518	
10	170,487	3,200	—	4,339	670	2,729	12,975	42,471	
11	183,747	3,534	—	4,490	673	2,726	12,253	23,297	
12	197,478	3,570	—	4,239	658	2,522	13,330	36,855	

年・期・月	→								
	ナフサ	改質生成油	灯油	軽油	重油計	A重油	B・C重油	炭化水素油	
	Naphtha	Oil produced by conversion	Kerosene	gas oil	Heavy fuel oil Total	Heavy fuel oil A	Heavy fuel oil B・C	Hydrocarbon oil	
	kl	kl	kl	kl	kl	kl	kl	kl	
平成16年	36,601,654	19,118,935	1,028,567	39	1,464,854	36,771	1,428,082	1,179,729	
17	36,407,969	19,981,081	971,831	1,330	1,337,353	31,883	1,305,471	1,118,322	
18	35,412,291	20,036,831	1,076,791	100,571	1,287,884	15,121	1,272,764	1,009,085	
19	35,221,338	20,747,671	1,020,012	291,861	1,168,924	12,511	1,156,413	1,111,684	
20	31,865,140	19,609,627	1,018,511	212,288	1,109,526	10,096	1,099,430	1,026,787	
平成18年度	35,561,214	20,317,444	1,069,972	201,201	1,250,983	11,922	1,239,062	1,027,006	
19	34,737,405	20,707,267	1,027,285	277,190	1,169,317	13,156	1,156,161	1,111,976	
20年1~3月	8,826,476	5,178,903	269,028	88,700	302,580	3,157	299,422	279,460	
4~6	7,990,723	4,901,511	262,583	48,214	275,389	2,600	272,789	264,479	
7~9	7,759,445	5,058,479	225,878	29,511	266,353	2,097	264,256	246,310	
10~12	7,288,496	4,470,734	261,022	45,863	265,204	2,241	262,963	236,538	
平成20年1月	3,173,986	1,840,809	91,778	24,239	96,354	1,000	95,354	99,491	
2	2,928,776	1,638,017	82,837	32,156	97,835	993	96,842	97,602	
3	2,723,714	1,700,077	94,413	32,305	108,391	1,165	107,226	82,368	
4	2,704,632	1,549,344	90,515	21,402	103,986	1,154	102,832	78,944	
5	2,681,923	1,842,531	89,562	20,675	87,338	759	86,579	94,005	
6	2,604,168	1,509,636	82,506	6,137	84,064	687	83,377	91,530	
7	2,754,070	1,680,791	87,431	15,665	86,836	572	86,263	91,026	
8	2,672,987	1,794,568	78,874	13,844	95,025	833	94,193	79,814	
9	2,332,388	1,583,120	59,574	2	84,492	693	83,800	75,470	
10	2,356,836	1,556,567	86,784	15,295	90,767	762	90,005	80,773	
11	2,518,728	1,441,956	88,685	18,252	83,379	628	82,751	75,966	
12	2,412,932	1,472,211	85,553	12,316	91,058	851	90,207	79,799	

年・期・月	→								計 (原油換算) Total (Crude petroleum equivalent) kl
	転炉ガス	天然ガス	液化天然ガス	都市ガス(A)	都市ガス(B)	電力	蒸気		
	Converter gas	Natural gas	LNG	Town gas(A)	Town gas(B)	Electricity	Steam		
	1000m <sup>3</sup>	1000m <sup>3</sup>	t	1000m <sup>3</sup>	1000m <sup>3</sup>	1000kWh	t		
平成16年	75,943	8,190	72,880	191,006	212,557	7,479,491	23,704,493		58,756,974
17	80,549	8,566	81,696	191,091	212,606	7,874,785	24,336,099		59,245,188
18	73,741	15,393	112,834	202,919	221,277	9,351,216	26,811,396		58,255,627
19	67,127	20,491	199,398	237,735	258,669	9,408,810	27,057,491		59,663,106
20	36,899	23,482	223,346	231,815	251,159	9,234,889	27,610,949		54,477,027
平成18年度	71,229	16,929	117,513	206,209	224,457	9,458,647	27,148,673		58,983,452
19	65,988	21,852	224,097	238,956	259,924	9,406,651	27,135,937		58,857,361
20年1~3月	11,454	6,788	58,151	57,300	62,278	2,320,896	7,221,589		14,572,612
4~6	8,797	5,045	54,081	57,558	62,344	2,282,711	6,342,270		13,754,418
7~9	8,671	6,535	59,915	59,120	63,945	2,426,414	6,923,525		13,680,292
10~12	7,977	5,114	51,200	57,837	62,592	2,204,867	7,123,566		12,469,704
平成20年1月	6,123	2,383	21,975	19,808	21,556	807,992	2,532,933		5,192,495
2	1,859	2,220	20,690	18,630	20,245	746,055	2,347,110		4,720,888
3	3,471	2,184	15,486	18,862	20,477	766,849	2,341,547		4,659,230
4	3,263	1,909	14,686	19,928	21,608	775,748	2,214,853		4,560,772
5	2,544	1,469	20,467	19,340	20,935	762,765	2,143,960		4,813,655
6	2,989	1,667	18,928	18,291	19,800	744,199	1,983,456		4,379,991
7	3,084	2,391	20,150	20,909	22,630	780,822	2,266,092		4,787,350
8	2,403	2,015	20,683	18,732	20,261	833,874	2,355,712		4,752,495
9	3,184	2,130	19,082	19,479	21,054	811,718	2,301,720		4,140,447
10	2,729	1,469	19,475	19,011	20,553	770,212	2,387,218		4,249,060
11	2,726	1,874	15,844	19,766	21,430	741,368	2,365,864		4,186,498
12	2,522	1,771	15,881	19,060	20,609	693,288	2,370,483		4,034,146

都市ガス (A) Town gas(A) 1000m <sup>3</sup>	都市ガス (B) Town gas(B) 1000m <sup>3</sup>	電力 Electricity 1000kWh	蒸気 Steam t	石油化学製品計(1~2) Petrochemical products				Year, quarter and month
				計 (原油換算) Total (Crude petro- leum equivalent) kl	石油系燃料 (原油換算) Oil based fuels (Crude petro- leum equivalent) kl	NGL・コンデンサート Natural gas liquids Condensate kl	ガソリン Gasoline kl	
242,328	267,714	13,752,588	24,623,931	71,985,045	68,710,158	1,751,090	48	C. Y. 2004
252,798	278,725	14,303,655	25,235,232	72,534,327	69,201,528	1,505,726	48	C. Y. 2005
265,493	287,457	16,355,200	28,769,973	71,393,890	67,774,809	687,359	48	C. Y. 2006
304,596	329,166	16,604,084	28,939,075	73,351,333	69,476,133	533,300	48	C. Y. 2007
290,114	312,641	16,039,950	29,448,318	66,931,888	63,003,950	405,736	48	C. Y. 2008
268,237	289,875	16,525,263	29,159,813	72,261,550	68,592,542	633,578	48	F. Y. 2006
305,502	330,095	16,630,418	28,980,572	72,350,920	68,417,007	436,041	48	F. Y. 2007
69,915	75,605	4,163,565	7,735,835	17,833,357	16,827,023	80,653	12	Q1 2008
74,838	80,540	3,934,807	6,741,464	16,830,776	15,888,947	102,201	12	Q2
74,081	79,718	4,147,372	7,397,869	16,917,688	15,905,126	117,603	12	Q3
71,280	76,778	3,794,206	7,573,150	15,350,067	14,382,854	105,279	12	Q4
25,518	27,581	1,444,284	2,713,864	6,341,062	5,984,337	32,004	4	Jan 2008
21,907	23,712	1,342,485	2,516,617	5,787,492	5,458,791	16,070	4	Feb
22,491	24,311	1,376,795	2,505,354	5,704,802	5,383,894	32,579	4	Mar
25,174	27,136	1,367,330	2,378,424	5,573,033	5,253,450	24,494	4	Apr
25,549	27,472	1,268,570	2,249,252	5,874,598	5,554,414	36,577	4	May
24,114	25,932	1,298,907	2,113,789	5,383,144	5,081,083	41,130	4	Jun
26,075	28,072	1,342,830	2,423,296	5,941,189	5,607,923	39,216	4	Jul
23,603	25,399	1,415,974	2,518,374	5,854,754	5,508,829	36,032	4	Aug
24,403	26,247	1,388,568	2,456,199	5,121,745	4,788,373	42,355	4	Sep
23,859	25,665	1,341,082	2,540,055	5,222,242	4,900,350	26,723	4	Oct
24,047	25,948	1,259,747	2,513,928	5,146,404	4,822,293	38,833	4	Nov
23,374	25,165	1,193,376	2,519,168	4,981,421	4,660,211	39,723	4	Dec

液化石油ガス LPG t	石油系 炭化水素ガス Hydrocarbon gas 1000m <sup>3</sup>	オイルコークス Petroleum coke t	非石油系燃料 (原油換算) Non-oil based fuels (Crude petro- leum equivalent) kl	石炭 Coal t	タール Tar t	コークス炉 ガス Coke oven gas 1000m <sup>3</sup>	高炉ガス Blast furnace gas 1000m <sup>3</sup>	Year, quarter and month
4,616,658	6,194,898	140,457	910,079	586,006	116,955	50,765	18,171	C. Y. 2004
4,750,999	6,362,376	148,071	886,509	556,304	99,023	51,700	18,833	C. Y. 2005
5,151,538	6,040,531	140,050	860,315	574,163	—	48,785	20,024	C. Y. 2006
5,796,227	6,387,095	146,472	1,093,773	668,978	—	44,556	17,508	C. Y. 2007
5,368,506	5,634,596	146,582	1,160,370	776,730	—	28,036	8,446	C. Y. 2008
5,360,730	6,156,985	138,585	876,499	582,901	—	46,914	19,393	F. Y. 2006
5,694,379	6,235,741	148,364	1,156,556	713,431	—	43,990	16,592	F. Y. 2007
1,279,479	1,474,725	40,153	291,270	190,104	—	8,152	2,282	Q1 2008
1,427,473	1,411,328	27,120	291,096	201,560	—	6,662	2,004	Q2
1,445,391	1,506,898	38,262	308,286	208,958	—	6,798	2,159	Q3
1,216,162	1,241,646	41,047	269,718	176,109	—	6,424	2,001	Q4
444,467	528,390	13,941	106,483	69,618	—	4,074	1,185	Jan 2008
398,276	483,592	13,459	97,065	62,333	—	1,664	431	Feb
436,736	462,743	12,753	87,722	58,153	—	2,414	666	Mar
491,937	446,729	11,616	94,327	68,973	—	2,365	665	Apr
485,993	496,323	8,133	101,036	68,186	—	2,130	532	May
449,544	468,276	7,372	95,734	64,401	—	2,166	806	Jun
544,081	552,855	13,280	103,995	67,686	—	2,419	886	Jul
491,811	512,102	13,396	105,525	75,540	—	2,002	558	Aug
409,498	441,941	11,586	98,765	65,731	—	2,378	714	Sep
479,401	427,318	12,968	85,237	48,045	—	2,148	670	Oct
398,875	416,350	14,558	91,615	62,648	—	2,342	673	Nov
337,886	397,979	13,521	92,866	65,417	—	1,933	658	Dec

石油化学製品(原料用)(1) as Materials								Year, quarter and month
石油系燃料 (原油換算) Oil based fuels (Crude petro- leum equivalent) kl	NGL・コンデンサート Natural gas liquids Condensate kl	ナフサ Naphtha kl	改質生成油 Oil produced by conversion kl	灯油 Kerosene kl	軽油 gas oil kl	重油計 Heavy fuel oil Total kl	B・C重油 Heavy fuel oil B・C kl	
58,639,822	1,751,090	36,599,212	19,118,935	936,863	—	549,374	549,374	C. Y. 2004
59,144,479	1,505,726	36,407,463	19,981,081	878,726	846	531,255	531,255	C. Y. 2005
58,253,047	687,359	35,412,291	20,036,831	998,265	100,535	462,837	462,837	C. Y. 2006
59,633,883	533,300	35,221,338	20,747,671	957,825	291,820	498,433	498,433	C. Y. 2007
54,443,408	405,736	31,865,140	19,609,627	960,388	212,249	543,488	543,488	C. Y. 2008
58,981,000	633,578	35,561,214	20,317,444	994,527	201,157	475,328	475,328	F. Y. 2006
58,819,663	436,041	34,737,405	20,707,267	966,407	277,163	511,635	511,635	F. Y. 2007
14,563,591	80,653	8,826,476	5,178,903	251,244	88,694	147,737	147,737	Q1 2008
13,746,953	102,201	7,990,723	4,901,511	251,548	48,196	129,525	129,525	Q2
13,668,938	117,603	7,759,445	5,058,479	210,134	29,502	126,165	126,165	Q3
12,463,926	105,279	7,288,496	4,470,734	247,462	45,857	140,061	140,061	Q4
5,188,486	32,004	3,173,986	1,840,809	85,608	24,236	50,229	50,229	Jan 2008
4,717,169	16,070	2,928,776	1,638,017	77,046	32,154	47,115	47,115	Feb
4,657,937	32,579	2,723,714	1,700,077	88,590	32,304	50,393	50,393	Mar
4,560,625	24,494	2,704,632	1,549,344	85,066	21,388	49,280	49,280	Apr
4,810,119	36,577	2,681,923	1,842,531	86,160	20,673	39,814	39,814	May
4,376,210	41,130	2,604,168	1,509,636	80,322	6,135	40,431	40,431	Jun
4,783,662	39,216	2,754,070	1,680,791	81,519	15,663	38,517	38,517	Jul
4,748,717	36,032	2,672,987	1,794,568	74,360	13,839	44,525	44,525	Aug
4,136,559	42,355	2,332,388	1,583,120	54,255	—	43,123	43,123	Sep
4,245,784	26,723	2,356,836	1,556,567	82,404	15,294	46,799	46,799	Oct
4,184,279	38,833	2,518,728	1,441,956	84,208	18,249	45,217	45,217	Nov
4,033,863	39,723	2,412,932	1,472,211	80,850	12,314	48,045	48,045	Dec

年・期・月	→							
	炭化水素油	液化石油ガス	石油系炭化水素ガス	非石油系燃料(原油換算)	タール	コークス炉ガス	高炉ガス	液化天然ガス
	Hydrocarbon oil	LPG	Hydrocarbon gas	Non-oil based fuels (Crude petroleum equivalent)	Tar	Coke oven gas	Blast furnace gas	LNG
	kl	t	1000m <sup>3</sup>	kl	t	1000m <sup>3</sup>	1000m <sup>3</sup>	t
平成16年	78,920	4,321,594	15,861	117,152	116,955	3,148	154	841
17	86,973	4,474,623	14,028	100,709	99,023	3,500	4	1,462
18	120,894	4,879,822	8,957	2,579	—	3,339	2	515
19	164,128	5,490,891	23,929	29,223	—	2,903	—	19,359
20	187,573	5,097,408	18,775	33,619	—	2,791	—	22,750
平成18年度	130,192	5,082,133	15,369	2,452	—	3,150	2	499
19	172,867	5,401,848	19,569	37,698	—	3,032	—	25,321
20年1~3月	43,318	1,213,200	4,781	9,021	—	851	—	6,065
4~6	58,029	1,354,042	3,907	7,464	—	830	—	4,970
7~9	45,301	1,383,727	5,894	11,355	—	704	—	7,776
10~12	40,925	1,146,439	4,193	5,779	—	406	—	3,939
平成20年1月	15,010	423,503	2,302	4,009	—	328	—	2,715
2	18,236	379,030	1,184	3,719	—	256	—	2,537
3	10,072	410,667	1,295	1,293	—	267	—	813
4	12,783	468,469	1,047	147	—	270	—	—
5	23,141	461,183	1,506	3,536	—	288	—	2,395
6	22,105	424,390	1,354	3,781	—	272	—	272
7	14,832	517,533	2,286	3,688	—	293	—	2,575
8	13,027	471,471	1,978	3,779	—	280	—	2,501
9	17,442	394,723	1,630	3,888	—	131	—	2,570
10	14,238	459,313	1,157	3,277	—	107	—	2,705
11	12,809	374,768	1,580	2,220	—	244	—	2,281
12	13,878	312,358	1,456	283	—	55	—	1,479

年・期・月	→							
	炭化水素油	液化石油ガス	石油系炭化水素ガス	オイルコークス	非石油系燃料(原油換算)	石炭	コークス炉ガス	高炉ガス
	Hydrocarbon oil	LPG	Hydrocarbon gas	Petroleum coke	Non-oil based fuels (Crude petroleum equivalent)	Coal	Coke oven gas	Blast furnace gas
	kl	t	1000m <sup>3</sup>	t	kl	t	1000m <sup>3</sup>	1000m <sup>3</sup>
平成16年	1,100,809	295,064	6,179,037	140,457	792,927	586,006	47,617	18,017
17	1,031,349	276,376	6,348,348	148,071	785,800	556,304	48,200	18,829
18	888,191	271,716	6,031,574	140,050	857,736	574,163	45,446	20,022
19	947,556	305,336	6,363,166	146,472	1,064,550	668,978	41,653	17,508
20	839,214	271,098	5,615,821	146,582	1,126,751	776,730	25,245	8,446
平成18年度	896,814	278,597	6,141,616	138,585	874,047	582,901	43,764	19,391
19	939,109	292,531	6,216,172	148,364	1,118,858	713,431	40,958	16,592
20年1~3月	236,142	66,279	1,469,944	40,153	282,249	190,104	7,301	2,282
4~6	206,450	73,431	1,407,421	27,120	283,632	201,560	5,832	2,004
7~9	201,009	61,664	1,501,004	38,262	296,931	208,958	6,094	2,159
10~12	195,613	69,723	1,237,453	41,047	263,939	176,109	6,018	2,001
平成20年1月	84,481	20,964	526,088	13,941	102,474	69,618	3,746	1,185
2	79,366	19,246	482,408	13,459	93,346	62,333	1,408	431
3	72,296	26,069	461,448	12,753	86,429	58,153	2,147	666
4	66,161	23,468	445,682	11,616	94,180	68,973	2,095	665
5	70,864	24,810	494,817	8,133	97,500	68,186	1,842	532
6	69,425	25,154	466,922	7,372	91,953	64,401	1,894	806
7	76,194	26,548	550,569	13,280	100,307	67,686	2,126	886
8	66,787	20,340	510,124	13,396	101,747	75,540	1,722	558
9	58,028	14,775	440,311	11,586	94,877	65,731	2,247	714
10	66,535	20,088	426,161	12,968	81,961	48,045	2,041	670
11	63,157	24,107	414,770	14,558	89,395	62,648	2,098	673
12	65,921	25,528	396,523	13,521	92,584	65,417	1,878	658

年・期・月	アンモニア及びアンモニア誘導品計(3~4) Ammonia and ammonia derived products →							
	石油系燃料(原油換算)	NGL・コンデナート	ナフサ	軽油	重油計	A重油	B・C重油	炭化水素油
	Oil based fuels (Crude petroleum equivalent)	Natural gas liquids Condensate	Naphtha	gas oil	Heavy fuel oil Total	Heavy fuel oil A	Heavy fuel oil B・C	Hydrocarbon oil
	kl	kl	kl	kl	kl	kl	kl	kl
平成16年	951,659	1,876	120,026	—	87,210	4,165	83,044	13,632
17	887,624	117	122,893	—	89,147	6,219	82,928	13,683
18	860,071	—	107,617	—	88,114	6,652	81,462	13,548
19	952,667	—	105,723	—	61,238	7,055	54,182	15,952
20	766,227	—	97,690	—	44,506	1,909	42,597	20,567
平成18年度	893,491	—	108,110	—	87,726	10,818	76,907	13,861
19	888,173	—	104,559	—	50,166	2,461	47,706	18,180
20年1~3月	195,542	—	28,370	—	12,776	292	12,484	5,260
4~6	165,269	—	27,367	—	12,604	744	11,860	5,648
7~9	210,924	—	18,732	—	9,789	386	9,403	5,520
10~12	194,492	—	23,221	—	9,337	486	8,851	4,140
平成20年1月	78,118	—	9,630	—	4,587	126	4,461	2,026
2	66,070	—	8,985	—	4,111	126	3,984	1,846
3	51,354	—	9,755	—	4,079	40	4,038	1,388
4	61,220	—	8,872	—	3,862	43	3,818	1,615
5	52,776	—	8,805	—	4,671	294	4,378	2,098
6	51,273	—	9,690	—	4,071	407	3,664	1,935
7	56,104	—	566	—	1,851	349	1,502	1,535
8	77,482	—	9,248	—	3,925	18	3,906	2,025
9	77,338	—	8,918	—	4,013	19	3,994	1,959
10	74,814	—	6,230	—	3,345	53	3,292	1,601
11	66,719	—	8,501	—	2,275	68	2,207	980
12	52,958	—	8,490	—	3,718	366	3,352	1,558

石油化学製品(動力・燃料用)(2) for Driving power and fuels								Year, quarter and month
計 (原油換算) Total (Crude petroleum equivalent)	石油系燃料 (原油換算) Oil based fuels (Crude petroleum equivalent)	ガソリン Gasoline	灯油 Kerosene	軽油 gas oil	重油計 Heavy fuel oil Total	A重油 Heavy fuel oil A	B・C重油 Heavy fuel oil B・C	
kl	kl	kl	kl	kl	kl	kl	kl	
13,228,071	10,070,336	48	91,704	39	915,480	36,771	878,708	C. Y. 2004
13,289,139	10,057,049	48	93,105	484	806,098	31,883	774,216	C. Y. 2005
13,138,264	9,521,761	48	78,526	36	825,047	15,121	809,927	C. Y. 2006
13,688,227	9,842,250	48	62,187	41	670,491	12,511	657,980	C. Y. 2007
12,454,861	8,560,542	48	58,123	39	566,038	10,096	555,942	C. Y. 2008
13,278,098	9,611,542	48	75,445	44	775,655	11,922	763,734	F. Y. 2006
13,493,559	9,597,344	48	60,878	27	657,682	13,156	644,526	F. Y. 2007
3,260,744	2,263,431	12	17,784	6	154,843	3,157	151,685	Q1 2008
3,076,358	2,141,994	12	11,035	18	145,864	2,600	143,264	Q2
3,237,396	2,236,188	12	15,744	9	140,188	2,097	138,091	Q3
2,880,363	1,918,928	12	13,560	6	125,143	2,241	122,902	Q4
1,148,567	795,852	4	6,170	3	46,125	1,000	45,125	Jan 2008
1,066,605	741,622	4	5,791	2	50,720	993	49,727	Feb
1,045,573	725,957	4	5,823	1	57,998	1,165	56,833	Mar
1,012,262	692,826	4	5,449	14	54,706	1,154	53,552	Apr
1,060,944	744,295	4	3,402	2	47,524	759	46,765	May
1,003,153	704,873	4	2,184	2	43,633	687	42,946	Jun
1,153,839	824,261	4	5,912	2	48,319	572	47,746	Jul
1,102,259	760,113	4	4,514	5	50,500	833	49,668	Aug
981,298	651,814	4	5,319	2	41,369	693	40,677	Sep
973,182	654,566	4	4,380	1	43,968	762	43,206	Oct
959,906	638,014	4	4,477	3	38,162	628	37,534	Nov
947,275	626,348	4	4,703	2	43,013	851	42,162	Dec

転炉ガス Converter gas	天然ガス Natural gas	液化天然ガス LNG	都市ガス(A) Town gas(A)	都市ガス(B) Town gas(B)	電力 Electricity	蒸気 Steam	計 (原油換算) Total (Crude petroleum equivalent)	Year, quarter and month
1000m <sup>3</sup>	1000m <sup>3</sup>	t	1000m <sup>3</sup>	1000m <sup>3</sup>	1000kWh	t	kl	
75,943	8,190	72,039	191,006	212,557	7,479,491	23,704,493	1,607,465	C. Y. 2004
80,549	8,566	80,234	191,091	212,606	7,874,785	24,336,099	1,540,571	C. Y. 2005
73,741	15,393	112,319	202,919	221,277	9,351,216	26,811,396	1,587,514	C. Y. 2006
67,127	20,491	180,039	237,735	258,669	9,408,810	27,057,491	1,685,208	C. Y. 2007
36,899	23,482	200,596	231,815	251,159	9,234,889	27,610,949	1,490,828	C. Y. 2008
71,229	16,929	117,014	206,209	224,457	9,458,647	27,148,673	1,617,394	F. Y. 2006
65,988	21,852	198,776	238,956	259,924	9,406,651	27,135,937	1,615,958	F. Y. 2007
11,454	6,788	52,086	57,300	62,278	2,320,896	7,221,589	373,473	Q1 2008
8,797	5,045	49,111	57,558	62,344	2,282,711	6,342,270	346,881	Q2
8,671	6,535	52,139	59,120	63,945	2,426,414	6,923,525	414,919	Q3
7,977	5,114	47,261	57,837	62,592	2,204,867	7,123,566	355,555	Q4
6,123	2,383	19,260	19,808	21,556	807,992	2,532,933	144,627	Jan 2008
1,859	2,220	18,153	18,630	20,245	746,055	2,347,110	124,198	Feb
3,471	2,184	14,673	18,862	20,477	766,849	2,341,547	104,649	Mar
3,263	1,909	14,686	19,928	21,608	775,748	2,214,853	116,703	Apr
2,544	1,469	18,072	19,340	20,935	762,765	2,143,960	114,203	May
2,989	1,667	16,353	18,291	19,800	744,199	1,983,456	115,974	Jun
3,084	2,391	17,649	20,909	22,630	780,822	2,266,092	126,719	Jul
2,403	2,015	18,113	18,732	20,261	833,874	2,355,712	146,086	Aug
3,184	2,130	16,377	19,479	21,054	811,718	2,301,720	142,113	Sep
2,729	1,469	17,194	19,011	20,553	770,212	2,387,218	139,756	Oct
2,726	1,874	14,365	19,766	21,430	741,368	2,365,864	104,874	Nov
2,522	1,771	15,702	19,060	20,609	693,288	2,370,483	110,925	Dec

液化石油ガス LPG	石油系 炭化水素ガス Hydrocarbon gas	オイルコークス Petroleum coke	非石油系燃料 (原油換算) Non-oil based fuels (Crude petroleum equivalent)	石炭 Coal	コークス炉 ガス Coke oven gas	天然ガス Natural gas	液化天然ガス LNG	Year, quarter and month
t	1000m <sup>3</sup>	t	kl	t	1000m <sup>3</sup>	1000m <sup>3</sup>	t	
22,027	285,964	394,789	577,982	104,372	—	140,944	226,711	C. Y. 2004
20,370	256,632	362,227	578,727	104,240	—	150,501	218,163	C. Y. 2005
16,305	241,891	373,133	616,811	102,352	21,680	140,849	239,699	C. Y. 2006
12,191	314,326	417,445	611,411	106,755	22,799	125,040	250,238	C. Y. 2007
11,389	254,702	389,052	599,747	99,876	25,305	112,858	255,806	C. Y. 2008
14,282	271,455	374,479	610,271	102,965	22,516	139,705	236,656	F. Y. 2006
11,269	286,875	416,300	603,696	104,860	23,927	116,788	252,164	F. Y. 2007
1,742	53,446	112,679	145,118	27,375	6,461	24,858	63,973	Q1 2008
4,000	60,821	59,519	151,410	17,405	5,947	23,192	71,900	Q2
2,785	73,002	116,178	171,073	29,562	6,254	34,727	70,978	Q3
2,862	67,432	100,676	132,146	25,534	6,643	30,082	48,956	Q4
918	26,476	39,700	54,823	9,425	2,112	10,784	22,718	Jan 2008
706	19,761	36,194	47,717	8,443	2,292	9,689	20,991	Feb
118	7,209	36,785	42,579	9,506	2,057	4,385	20,264	Mar
1,713	14,268	37,261	44,522	9,069	1,917	2,406	22,562	Apr
1,143	24,847	9,702	52,100	2,901	2,087	9,902	24,702	May
1,144	21,707	12,557	54,789	5,434	1,943	10,884	24,636	Jun
994	21,601	33,142	60,570	9,131	2,002	11,756	26,333	Jul
891	25,283	42,077	57,049	10,424	2,205	12,108	23,016	Aug
900	26,119	40,959	53,453	10,006	2,047	10,863	21,630	Sep
966	25,484	42,996	53,751	9,698	2,191	10,577	22,095	Oct
883	20,085	40,587	30,028	9,536	2,147	9,165	6,756	Nov
1,013	21,863	17,093	48,368	6,300	2,305	10,341	20,105	Dec

年・期・月					アンモニア及びアンモニア誘導品(原料用)(3) as Materials			
	都市ガス (A) Town gas(A)	都市ガス (B) Town gas(B)	電力 Electricity	蒸気 Steam	計 (原油換算) Total (Crude petro- leum equivalent)	石油系燃料 (原油換算) Oil based fuels (Crude petro- leum equivalent)	ナフサ Naphtha	液化石油ガス LPG
	1000m <sup>3</sup>	1000m <sup>3</sup>	1000kWh	t	kl	kl	kl	t
平成16年	26,827	28,766	569,958	344,305	961,265	637,368	92,984	—
17	29,253	31,368	548,077	322,283	910,403	594,804	94,605	—
18	36,064	37,904	681,960	662,091	909,880	574,087	80,008	—
19	29,790	31,218	747,213	724,179	956,834	639,680	78,645	—
20	28,630	30,003	787,262	746,801	828,191	512,313	72,007	—
平成18年度	34,518	36,173	689,711	694,509	919,373	588,531	80,755	—
19	29,572	30,990	776,248	733,496	911,260	599,305	77,214	—
20年 1~3月	4,689	4,914	202,911	201,641	208,877	131,040	20,954	—
4~6	8,178	8,569	192,035	178,495	183,016	97,625	20,311	—
7~9	7,960	8,341	210,940	192,411	236,328	146,237	13,683	—
10~12	7,804	8,178	181,377	174,254	199,971	137,412	17,059	—
平成20年1月	2,910	3,049	72,926	70,928	80,720	51,814	7,116	—
2	318	333	63,316	65,407	70,983	44,871	6,647	—
3	1,462	1,532	66,669	65,306	57,175	34,355	7,191	—
4	2,622	2,748	67,444	67,825	64,748	40,681	6,582	—
5	2,744	2,875	60,157	53,990	57,681	27,402	6,515	—
6	2,812	2,947	64,435	56,680	60,587	29,542	7,214	—
7	2,740	2,871	61,816	62,136	72,101	40,781	339	—
8	2,555	2,677	76,522	64,185	83,665	53,257	6,785	—
9	2,665	2,793	72,601	66,090	80,562	52,198	6,559	—
10	2,745	2,876	71,680	65,430	80,349	52,109	4,587	—
11	2,419	2,535	46,536	54,952	61,306	51,785	6,249	—
12	2,640	2,767	63,161	53,872	58,316	33,518	6,223	—

年・期・月	アンモニア及びアンモニア誘導品(動力・燃料用)(4) for Driving power and fuels							
	石油系燃料 (原油換算) Oil based fuels (Crude petro- leum equivalent)	NGL・コンデンサート Natural gas liquids Condensate	ナフサ Naphtha	軽油 gas oil	重油計 Heavy fuel oil Total	A重油 Heavy fuel oil A	B・C重油 Heavy fuel oil B・C	炭化水素油 Hydrocarbon oil
	kl	kl	kl	kl	kl	kl	kl	kl
平成16年	314,291	1,876	27,042	—	87,210	4,165	83,044	13,632
17	292,820	117	28,288	—	89,147	6,219	82,928	13,683
18	285,984	—	27,609	—	88,114	6,652	81,462	13,548
19	312,988	—	27,078	—	61,238	7,055	54,182	15,952
20	253,914	—	25,683	—	44,506	1,909	42,597	20,567
平成18年度	304,960	—	27,355	—	87,726	10,818	76,907	13,861
19	288,868	—	27,345	—	50,166	2,461	47,706	18,180
20年 1~3月	64,503	—	7,416	—	12,776	292	12,484	5,260
4~6	67,644	—	7,056	—	12,604	744	11,860	5,648
7~9	64,687	—	5,049	—	9,789	386	9,403	5,520
10~12	57,080	—	6,162	—	9,337	486	8,851	4,140
平成20年1月	26,304	—	2,514	—	4,587	126	4,461	2,026
2	21,200	—	2,338	—	4,111	126	3,984	1,846
3	16,999	—	2,564	—	4,079	40	4,038	1,388
4	20,538	—	2,290	—	3,862	43	3,818	1,615
5	25,374	—	2,290	—	4,671	294	4,378	2,098
6	21,731	—	2,476	—	4,071	407	3,664	1,935
7	15,323	—	227	—	1,851	349	1,502	1,535
8	24,225	—	2,463	—	3,925	18	3,906	2,025
9	25,140	—	2,359	—	4,013	19	3,994	1,959
10	22,705	—	1,643	—	3,345	53	3,292	1,601
11	14,934	—	2,252	—	2,275	68	2,207	980
12	19,441	—	2,267	—	3,718	366	3,352	1,558

年・期・月					ソーダ工業製品(5) Soda products			
	都市ガス (A) Town gas(A)	都市ガス (B) Town gas(B)	電力 Electricity	蒸気 Steam	計 (原油換算) Total (Crude petro- leum equivalent)	石油系燃料 (原油換算) Oil based fuels (Crude petro- leum equivalent)	NGL・コンデンサート Natural gas liquids Condensate	灯油 Kerosene
	1000m <sup>3</sup>	1000m <sup>3</sup>	1000kWh	t	kl	kl	kl	kl
平成16年	26,827	28,766	569,958	344,305	1,970,477	452,656	—	491
17	29,253	31,368	548,077	322,283	1,981,928	425,214	—	548
18	36,064	37,904	681,960	662,091	2,006,731	341,065	—	553
19	29,790	31,218	747,213	724,179	2,014,614	258,457	—	457
20	28,630	30,003	787,262	746,801	1,888,337	172,363	—	285
平成18年度	34,518	36,173	689,711	694,509	2,014,492	310,606	—	557
19	29,572	30,990	776,248	733,496	1,991,936	253,697	—	418
20年 1~3月	4,689	4,914	202,911	201,641	493,944	60,808	—	61
4~6	8,178	8,569	192,035	178,495	469,547	43,908	—	0
7~9	7,960	8,341	210,940	192,411	487,131	33,880	—	221
10~12	7,804	8,178	181,377	174,254	437,715	33,767	—	3
平成20年1月	2,910	3,049	72,926	70,928	170,773	21,444	—	18
2	318	333	63,316	65,407	160,790	20,945	—	19
3	1,462	1,532	66,669	65,306	162,381	18,419	—	24
4	2,622	2,748	67,444	67,825	164,135	11,805	—	—
5	2,744	2,875	60,157	53,990	148,516	16,342	—	0
6	2,812	2,947	64,435	56,680	156,896	15,762	—	0
7	2,740	2,871	61,816	62,136	161,448	12,736	—	0
8	2,555	2,677	76,522	64,185	170,153	10,981	—	115
9	2,665	2,793	72,601	66,090	155,530	10,163	—	105
10	2,745	2,876	71,680	65,430	145,195	10,723	—	2
11	2,419	2,535	46,536	54,952	142,569	11,013	—	0
12	2,640	2,767	63,161	53,872	149,951	12,030	—	0

石油系 炭化水素ガス Hydrocarbon gas	オイルコークス Petroleum coke	非石油系燃料 (原油換算) Non-oil based fuels (Crude petro- leum equivalent)	石炭 Coal	コークス炉 ガス Coke oven gas	天然ガス Natural gas	液化天然ガス LNG	計 (原油換算) Total (Crude petro- leum equivalent)	Year, quarter and month
1000m <sup>3</sup>	t	kl	t	1000m <sup>3</sup>	1000m <sup>3</sup>	t	kl	
166,616	384,709	323,897	871	—	70,357	173,800	646,200	C. Y. 2004
154,456	352,820	315,600	1,232	—	76,717	163,035	630,168	C. Y. 2005
139,479	363,462	335,793	1,066	—	70,113	182,226	677,634	C. Y. 2006
160,990	408,020	317,155	770	—	55,476	180,291	728,374	C. Y. 2007
134,412	380,334	315,878	802	—	49,139	184,365	662,637	C. Y. 2008
149,927	365,068	330,842	1,066	—	67,225	180,923	698,021	F. Y. 2006
144,196	407,213	311,955	763	—	50,986	180,161	704,698	F. Y. 2007
23,108	111,359	77,838	50	—	10,216	47,008	164,596	Q1 2008
30,806	57,273	85,390	638	—	9,510	52,647	163,865	Q2
40,249	113,459	90,091	28	—	16,456	50,732	178,591	Q3
40,249	98,243	62,559	86	—	12,957	33,978	155,585	Q4
13,416	38,921	28,905	21	—	4,506	16,888	63,907	Jan 2008
9,692	36,053	26,113	12	—	4,025	15,296	53,214	Feb
—	36,385	22,820	17	—	1,685	14,824	47,474	Mar
5,832	36,500	24,067	12	—	548	16,616	51,955	Apr
12,704	9,068	30,279	51	—	4,017	18,237	56,523	May
12,270	11,705	31,045	575	—	4,945	17,794	55,387	Jun
13,416	32,256	31,320	3	—	5,495	17,820	54,618	Jul
13,417	41,159	30,407	9	—	5,857	16,882	62,422	Aug
13,416	40,044	28,364	16	—	5,104	16,030	61,551	Sep
13,417	42,143	28,240	7	—	4,767	16,215	59,407	Oct
13,416	39,857	9,521	20	—	3,654	3,828	43,568	Nov
13,416	16,243	24,798	59	—	4,536	13,935	52,609	Dec

液化石油ガス LPG	石油系 炭化水素ガス Hydrocarbon gas	オイルコークス Petroleum coke	非石油系燃料 (原油換算) Non-oil based fuels (Crude petro- leum equivalent)	石炭 Coal	コークス炉 ガス Coke oven gas	天然ガス Natural gas	液化天然ガス LNG	Year, quarter and month
t	1000m <sup>3</sup>	t	kl	t	1000m <sup>3</sup>	1000m <sup>3</sup>	t	
22,027	119,348	10,080	254,085	103,501	—	70,587	52,911	C. Y. 2004
20,370	102,176	9,407	263,128	103,008	—	73,784	55,128	C. Y. 2005
16,305	102,412	9,671	281,018	101,286	21,680	70,736	57,473	C. Y. 2006
12,191	153,336	9,425	294,257	105,985	22,799	69,564	69,947	C. Y. 2007
11,389	120,290	8,718	283,869	99,074	25,305	63,719	71,441	C. Y. 2008
14,282	121,528	9,411	279,429	101,899	22,516	72,480	55,733	F. Y. 2006
11,269	142,679	9,087	291,741	104,097	23,927	65,802	72,003	F. Y. 2007
1,742	30,338	1,320	67,280	27,325	6,461	14,642	16,965	Q1 2008
4,000	30,015	2,246	66,020	16,767	5,947	13,682	19,253	Q2
2,785	32,753	2,719	80,982	29,534	6,254	18,271	20,246	Q3
2,862	27,183	2,433	69,587	25,448	6,643	17,125	14,978	Q4
918	13,060	779	25,917	9,404	2,112	6,278	5,830	Jan 2008
706	10,069	141	21,604	8,431	2,292	5,664	5,695	Feb
118	7,209	400	19,759	9,489	2,057	2,700	5,440	Mar
1,713	8,436	761	20,455	9,057	1,917	1,858	5,946	Apr
1,143	12,143	634	21,821	2,850	2,087	5,885	6,465	May
1,144	9,437	852	23,744	4,859	1,943	5,939	6,842	Jun
994	8,185	886	29,250	9,128	2,002	6,261	8,513	Jul
891	11,866	918	26,642	10,415	2,205	6,251	6,134	Aug
900	12,703	915	25,090	9,990	2,047	5,759	5,600	Sep
966	12,067	853	25,511	9,691	2,191	5,810	5,880	Oct
883	6,669	730	20,507	9,516	2,147	5,511	2,928	Nov
1,013	8,447	850	23,570	6,241	2,305	5,805	6,170	Dec

重油計 Heavy fuel oil Total	A重油 Heavy fuel oil A	B・C重油 Heavy fuel oil B・C	炭化水素油 Hydrocarbon oil	液化石油ガス LPG	石油系 炭化水素ガス Hydrocarbon gas	オイルコークス Petroleum coke	非石油系燃料 (原油換算) Non-oil based fuels (Crude petro- leum equivalent)	Year, quarter and month
kl	kl	kl	kl	t	1000m <sup>3</sup>	t	kl	
279,644	18,442	261,202	4,103	194	1,543	151,970	940,078	C. Y. 2004
257,677	18,718	238,958	4,170	62	1,606	147,803	962,108	C. Y. 2005
200,963	17,109	183,854	5,333	63	3,204	118,688	979,085	C. Y. 2006
135,478	10,364	125,113	4,784	72	1,958	108,329	1,067,437	C. Y. 2007
98,973	11,079	87,894	2,802	76	2,569	74,103	1,080,797	C. Y. 2008
180,092	15,686	164,407	5,230	59	2,599	111,135	1,010,723	F. Y. 2006
134,136	11,330	122,806	4,617	72	1,789	109,895	1,055,090	F. Y. 2007
36,603	3,981	32,622	876	4	460	24,790	258,993	Q1 2008
26,464	2,895	23,568	643	13	351	17,881	274,564	Q2
17,959	2,215	15,744	613	53	1,403	15,114	293,297	Q3
17,948	1,988	15,960	670	6	355	16,318	253,943	Q4
12,819	1,074	11,744	266	1	90	9,002	89,320	Jan 2008
12,358	1,344	11,014	256	1	177	8,919	83,058	Feb
11,426	1,562	9,864	353	1	193	6,869	86,615	Mar
8,267	1,123	7,145	297	11	105	2,953	96,955	Apr
9,307	805	8,502	117	2	26	7,744	87,172	May
8,889	967	7,922	229	1	220	7,185	90,437	Jun
6,789	966	5,823	216	1	502	5,844	95,612	Jul
5,744	683	5,061	259	1	459	4,923	105,334	Aug
5,426	566	4,861	138	51	442	4,347	92,350	Sep
5,329	613	4,716	332	2	76	5,673	81,994	Oct
6,292	604	5,687	179	1	192	4,621	81,227	Nov
6,327	771	5,556	160	3	87	6,025	90,723	Dec

年・期・月	石炭	石炭コークス	天然ガス	液化天然ガス	都市ガス(A)	都市ガス(B)	電力	蒸気	Year, quarter and month
	Coal	Coal coke	Natural gas	LNG	Town gas(A)	Town gas(B)	Electricity	Steam	
	t	t	1000m <sup>3</sup>	t	1000m <sup>3</sup>	1000m <sup>3</sup>	1000kWh	t	
平成16年	1,276,017	28,073	960	—	24,495	26,391	5,703,139	575,133	C. Y. 2004
17	1,290,432	30,475	1,993	—	32,454	34,751	5,880,793	576,851	C. Y. 2005
18	1,312,141	30,601	4,386	4,320	26,510	28,276	6,322,024	1,296,486	C. Y. 2006
19	1,404,431	38,958	9,661	4,333	37,071	39,278	6,448,061	1,157,405	C. Y. 2007
20	1,491,605	42,958	12,832	6,915	29,669	31,480	6,017,798	1,090,568	C. Y. 2008
平成18年度	1,354,359	29,679	5,234	5,032	27,509	29,245	6,376,905	1,316,631	F. Y. 2006
19	1,397,550	43,566	10,969	3,817	36,974	39,181	6,447,520	1,111,139	F. Y. 2007
20年 1~3月	355,325	11,572	3,283	1,143	7,926	8,413	1,639,758	312,604	Q1 2008
4~6	379,169	11,424	2,925	406	9,103	9,627	1,460,061	220,700	Q2
7~9	407,042	9,658	3,262	2,899	7,001	7,432	1,510,019	281,934	Q3
10~12	350,069	10,304	3,362	2,468	5,639	6,008	1,407,961	275,330	Q4
平成20年1月	122,183	3,842	1,156	568	2,800	2,976	563,366	110,003	Jan 2008
2	113,451	3,585	1,053	341	2,959	3,134	533,114	104,100	Feb
3	119,691	4,145	1,074	233	2,167	2,303	543,277	98,501	Mar
4	135,401	3,759	865	181	2,624	2,781	524,139	95,746	Apr
5	119,362	3,626	960	131	3,466	3,661	445,649	51,302	May
6	124,406	4,039	1,101	94	3,012	3,185	490,273	73,652	Jun
7	131,367	2,896	1,175	1,504	2,426	2,571	500,192	95,067	Jul
8	148,050	3,240	989	588	2,316	2,461	505,578	98,478	Aug
9	127,624	3,522	1,098	807	2,259	2,400	504,248	88,389	Sep
10	112,744	3,200	929	901	2,103	2,237	499,190	87,407	Oct
11	111,564	3,534	1,214	697	1,862	1,983	471,844	93,112	Nov
12	125,761	3,570	1,218	869	1,673	1,789	436,927	94,812	Dec

③ 化学繊維 Chemical fibers

直接投入エネルギー表 Table of direct input energy

年・期・月	化学繊維工業計 Chemical fibers							
	計 (原油換算) (Crude petroleum equivalent)	石油系燃料 (原油換算) (Crude petroleum equivalent)	ガソリン Gasoline	灯油 Kerosene	軽油 gas oil	重油計 Heavy fuel oil Total	A重油 Heavy fuel oil A	B・C重油 Heavy fuel oil B・C
	kl	kl	kl	kl	kl	kl	kl	kl
平成16年	2,158,594	204,239	113	14,456	649	167,977	47,012	120,965
17	1,989,907	185,393	107	16,969	233	147,464	42,045	105,419
18	1,965,535	184,366	111	16,323	231	146,636	40,028	106,608
19	1,953,633	172,226	105	18,539	251	133,695	33,920	99,775
20	1,779,266	141,683	96	19,452	251	105,870	23,630	82,240
平成18年度	1,970,396	180,360	110	16,826	232	142,563	40,206	102,357
19	1,937,011	167,956	102	19,350	258	129,264	31,945	97,319
20年 1~3月	485,946	41,443	22	5,349	66	31,463	8,133	23,330
4~6	462,484	40,207	23	4,683	65	31,196	6,680	24,516
7~9	432,281	33,524	27	4,755	60	24,908	4,871	20,037
10~12	398,556	26,509	24	4,665	60	18,303	3,946	14,357
平成20年1月	164,747	13,906	7	1,635	22	10,728	2,722	8,006
2	158,557	13,782	7	1,874	23	10,318	2,512	7,806
3	162,642	13,755	8	1,840	21	10,417	2,899	7,518
4	156,418	13,674	8	1,549	22	10,689	2,757	7,932
5	159,253	14,078	7	1,734	23	10,848	2,422	8,426
6	146,813	12,456	8	1,400	20	9,659	1,501	8,158
7	147,715	11,518	9	1,658	22	8,582	1,702	6,880
8	145,447	11,524	9	1,570	19	8,674	1,624	7,050
9	139,119	10,481	9	1,527	19	7,652	1,545	6,107
10	131,816	8,694	9	1,709	20	5,906	1,517	4,389
11	137,729	9,583	7	1,605	20	6,712	1,318	5,394
12	129,011	8,232	8	1,351	20	5,685	1,111	4,574

年・期・月	化学繊維製品 Chemical fibers products							
	計 (原油換算) (Crude petroleum equivalent)	石油系燃料 (原油換算) (Crude petroleum equivalent)	ガソリン Gasoline	灯油 Kerosene	軽油 gas oil	重油計 Heavy fuel oil Total	A重油 Heavy fuel oil A	B・C重油 Heavy fuel oil B・C
	kl	kl	kl	kl	kl	kl	kl	kl
平成16年	809,218	60,240	15	3,714	3	49,432	9,580	39,852
17	782,601	55,147	17	3,230	—	43,863	7,400	36,463
18	747,515	52,022	12	2,438	—	41,434	5,641	35,793
19	736,215	48,283	12	2,404	12	38,453	6,109	32,344
20	635,611	41,217	12	2,659	12	31,332	5,843	25,489
平成18年度	744,704	50,919	12	2,376	3	40,595	5,381	35,214
19	722,546	47,284	12	2,467	12	37,402	6,339	31,063
20年 1~3月	175,828	11,941	3	672	3	9,370	1,569	7,801
4~6	165,309	10,553	3	661	3	8,077	1,445	6,632
7~9	152,194	9,606	3	658	3	7,179	1,516	5,663
10~12	142,280	9,117	3	668	3	6,706	1,313	5,393
平成20年1月	59,716	3,973	1	247	1	3,158	575	2,583
2	57,656	3,877	1	217	1	3,012	434	2,578
3	58,455	4,091	1	208	1	3,200	560	2,640
4	56,277	3,503	1	217	1	2,717	410	2,307
5	56,363	3,694	1	223	1	2,819	530	2,289
6	52,668	3,355	1	221	1	2,541	505	2,036
7	53,090	3,300	1	227	1	2,503	520	1,983
8	49,507	3,267	1	210	1	2,482	518	1,964
9	49,597	3,039	1	221	1	2,194	478	1,716
10	47,562	3,188	1	251	1	2,404	476	1,928
11	48,022	3,119	1	230	1	2,284	461	1,823
12	46,697	2,811	1	187	1	2,018	376	1,642

炭化水素油 Hydrocarbon oil	液化石油ガス LPG	非石油系燃料 (原油換算) Non-oil based fuels (Crude petroleum equivalent)	液化天然ガス LNG	都市ガス (A) Town gas(A)	都市ガス (B) Town gas(B)	電力 Electricity	蒸気 Steam	Year, quarter and month
kl	t	kl	t	1000m <sup>3</sup>	1000m <sup>3</sup>	1000kWh	t	
252	6,968	27,145	—	24,203	25,230	7,808,997	17,011,967	C. Y. 2004
—	8,102	27,059	—	24,505	25,150	6,937,586	16,046,149	C. Y. 2005
—	8,375	32,868	—	28,577	30,549	6,752,608	15,878,760	C. Y. 2006
—	7,939	34,579	—	30,069	32,139	6,897,377	15,662,906	C. Y. 2007
—	7,612	40,028	—	34,795	37,691	6,651,942	14,160,134	C. Y. 2008
—	8,351	31,895	—	27,868	29,644	6,800,782	15,954,472	F. Y. 2006
—	7,967	36,138	—	31,287	33,700	6,906,061	15,533,943	F. Y. 2007
—	2,141	9,177	—	8,010	8,641	1,681,743	4,034,703	Q1 2008
—	1,821	11,651	—	10,114	10,971	1,723,034	3,621,781	Q2
—	1,765	9,662	—	8,395	9,098	1,716,316	3,319,341	Q3
—	1,885	9,538	—	8,276	8,981	1,530,849	3,184,309	Q4
—	693	3,045	—	2,660	2,867	563,470	1,379,902	Jan 2008
—	752	2,651	—	2,313	2,496	546,059	1,321,258	Feb
—	696	3,481	—	3,037	3,278	572,214	1,333,543	Mar
—	612	3,877	—	3,360	3,651	563,676	1,250,424	Apr
—	636	4,068	—	3,529	3,830	585,403	1,253,617	May
—	573	3,706	—	3,225	3,490	573,955	1,117,740	Jun
—	570	3,061	—	2,654	2,882	575,212	1,151,997	Jul
—	560	3,180	—	2,768	2,994	585,698	1,103,274	Aug
—	635	3,422	—	2,973	3,222	555,406	1,064,070	Sep
—	580	3,790	—	3,288	3,569	520,052	1,026,515	Oct
—	658	2,797	—	2,415	2,634	523,467	1,108,970	Nov
—	647	2,950	—	2,573	2,778	487,330	1,048,824	Dec

液化石油ガス LPG	非石油系燃料 (原油換算) Non-oil based fuels (Crude petroleum equivalent)	液化天然ガス LNG	都市ガス (A) Town gas(A)	都市ガス (B) Town gas(B)	電力 Electricity	蒸気 Steam	Year, quarter and month
t	kl	t	1000m <sup>3</sup>	1000m <sup>3</sup>	1000kWh	t	
2,546	1,702	—	1,603	1,582	2,709,039	7,025,570	C. Y. 2004
3,539	2,477	—	2,374	2,302	2,559,497	6,908,381	C. Y. 2005
3,670	3,276	—	2,770	3,045	2,446,754	6,592,276	C. Y. 2006
3,341	2,521	—	2,221	2,343	2,418,103	6,533,649	C. Y. 2007
3,941	2,706	—	2,329	2,548	2,242,345	5,542,383	C. Y. 2008
3,557	2,851	—	2,489	2,650	2,440,333	6,582,611	F. Y. 2006
3,496	2,598	—	2,222	2,423	2,403,862	6,401,296	F. Y. 2007
965	658	—	568	620	570,969	1,593,064	Q1 2008
975	634	—	547	597	574,418	1,456,683	Q2
1,001	665	—	572	626	587,706	1,262,308	Q3
1,000	749	—	642	705	509,252	1,230,328	Q4
274	237	—	204	223	191,608	545,154	Jan 2008
335	205	—	177	193	186,387	524,235	Feb
356	217	—	187	204	192,974	523,675	Mar
292	209	—	180	197	187,765	507,785	Apr
356	213	—	184	201	195,455	495,843	May
327	211	—	183	199	191,198	453,055	Jun
313	225	—	194	212	203,617	443,037	Jul
317	216	—	185	203	195,903	402,204	Aug
371	224	—	193	211	188,186	417,067	Sep
289	213	—	184	201	173,944	404,792	Oct
350	245	—	210	231	173,197	412,988	Nov
361	290	—	248	273	162,111	412,548	Dec

③ 化学繊維 Chemical fibers  
 一次投入燃料換算表 Conversion table for primary input fuel

年・期・月	化学繊維工業計 Chemical fibers							
	計 (原油換算) (Crude petrol- eum equivalent)	石油系燃料 (原油換算) (Crude petro- leum equivalent)	ガソリン Gasoline	灯油 Kerosene	軽油 gas oil	重油計 Heavy fuel oil Total	A重油 Heavy fuel oil A	B・C重油 Heavy fuel oil B・C
	kl	kl	kl	kl	kl	kl	kl	kl
平成16年	3,011,134	1,506,627	113	20,813	656	1,110,883	114,838	996,045
17	2,694,899	1,256,124	107	23,186	233	875,604	98,334	777,270
18	2,597,041	1,158,633	111	18,916	287	779,389	78,117	701,271
19	2,558,973	1,036,334	105	20,699	384	688,402	79,792	608,610
20	2,286,299	757,570	96	21,199	368	494,971	57,469	437,501
平成18年度	2,594,507	1,134,699	110	19,279	315	762,708	78,233	684,476
19	2,530,510	992,375	102	21,395	400	654,947	84,509	570,438
20年1～3月	613,890	226,095	22	5,915	101	144,754	23,520	121,233
4～6	596,295	202,214	23	5,092	92	139,181	16,885	122,296
7～9	568,596	175,523	27	5,122	90	110,588	8,529	102,060
10～12	507,518	153,738	24	5,070	85	100,447	8,535	91,912
平成20年1月	211,012	80,285	7	1,784	32	50,655	9,082	41,573
2	198,257	72,484	7	2,087	36	47,279	7,335	39,944
3	204,621	73,326	8	2,045	33	46,819	7,104	39,716
4	199,504	67,452	8	1,698	31	47,239	6,298	40,941
5	201,008	70,638	7	1,865	30	48,299	6,467	41,833
6	195,783	64,125	8	1,529	30	43,643	4,120	39,523
7	194,832	63,483	9	1,803	33	39,752	3,069	36,683
8	191,632	58,802	9	1,669	29	37,010	2,815	34,195
9	182,131	53,237	9	1,650	29	33,826	2,645	31,181
10	166,087	47,066	9	1,841	29	33,299	3,592	29,707
11	175,808	53,744	7	1,728	28	34,994	2,312	32,682
12	165,623	52,927	8	1,501	27	32,154	2,631	29,523

年・期・月	化学繊維製品 Chemical fibers products							
	電力 Electricity	蒸気 Steam	計 (原油換算) (Crude petro- leum equivalent)	石油系燃料 (原油換算) (Crude petro- leum equivalent)	ガソリン Gasoline	灯油 Kerosene	軽油 gas oil	重油計 Heavy fuel oil Total
	1000kWh	t	kl	kl	kl	kl	kl	kl
平成16年	2,904,538	1,008,734	1,125,551	552,567	15	6,128	10	377,498
17	2,919,551	1,956,746	1,041,904	470,782	17	5,274	—	304,163
18	3,039,443	1,852,612	987,399	432,369	12	2,659	19	270,601
19	3,144,775	1,897,190	962,741	398,973	12	2,547	50	244,746
20	3,189,194	1,810,127	800,298	267,762	12	2,711	40	157,147
平成18年度	3,027,779	1,883,605	980,658	426,253	12	2,573	31	266,086
19	3,169,573	1,870,678	940,851	377,654	12	2,585	50	228,440
20年1～3月	744,996	500,284	222,915	83,349	3	689	12	48,269
4～6	844,465	469,992	208,814	69,580	3	674	10	42,974
7～9	820,167	429,772	193,363	59,335	3	662	10	33,727
10～12	779,566	410,079	175,205	55,497	3	686	8	32,177
平成20年1月	248,309	169,887	77,670	30,344	1	252	4	17,185
2	235,834	163,624	71,991	26,994	1	221	4	16,052
3	260,853	166,773	73,255	26,011	1	215	4	15,032
4	262,498	153,186	71,936	24,535	1	217	3	16,012
5	298,898	162,286	69,860	23,129	1	236	3	13,790
6	283,069	154,520	67,019	21,916	1	221	4	13,173
7	268,811	152,520	67,817	21,081	1	231	4	11,747
8	280,631	142,050	63,387	19,249	1	210	3	11,310
9	270,725	135,202	62,160	19,005	1	221	3	10,670
10	283,837	114,409	58,319	18,696	1	265	3	11,043
11	258,948	146,263	59,582	18,337	1	230	3	10,760
12	236,781	149,407	57,304	18,464	1	191	3	10,374

年・期・月	都市ガス (A)	都市ガス (B)	電力	蒸気	Year, quarter and month
	Town gas(A)	Town gas(B)	Electricity	Steam	
	1000m <sup>3</sup>	1000m <sup>3</sup>	1000kWh	t	
平成16年	32,848	32,499	1,072,163	560,554	C. Y. 2004
17	42,493	42,844	1,238,728	1,470,774	C. Y. 2005
18	44,689	48,427	1,283,115	1,404,433	C. Y. 2006
19	56,389	60,544	1,330,887	1,450,345	C. Y. 2007
20	61,018	66,486	1,337,754	1,371,222	C. Y. 2008
平成18年度	44,246	47,194	1,291,930	1,435,655	F. Y. 2006
19	60,872	66,268	1,338,638	1,425,501	F. Y. 2007
20年1～3月	16,070	17,498	311,652	383,876	Q1 2008
4～6	14,801	16,025	344,061	359,024	Q2
7～9	16,254	17,744	356,622	321,006	Q3
10～12	13,893	15,218	325,419	307,315	Q4
平成20年1月	5,489	5,975	105,271	131,012	Jan 2008
2	5,454	5,927	99,324	126,412	Feb
3	5,128	5,596	107,058	126,452	Mar
4	5,439	5,927	109,279	116,302	Apr
5	4,433	4,763	117,607	124,084	May
6	4,929	5,334	117,176	118,639	Jun
7	5,723	6,251	122,582	114,019	Jul
8	5,345	5,831	118,348	105,353	Aug
9	5,186	5,662	115,692	101,635	Sep
10	4,782	5,238	116,130	83,007	Oct
11	4,596	5,027	108,674	109,132	Nov
12	4,515	4,954	100,616	115,177	Dec

炭化水素油 Hydrocarbon oil kl	液化石油ガス LPG t	オイルコークス Petroleum coke t	非石油系燃料 (原油換算) (Crude petroleum equivalent) kl	石炭 Coal t	液化天然ガス LNG t	都市ガス (A) Town gas(A) 1000m <sup>3</sup>	都市ガス (B) Town gas(B) 1000m <sup>3</sup>	Year, quarter and month
2,764	17,444	273,713	1,160,143	1,521,129	—	92,404	93,806	C. Y. 2004
1,240	20,603	274,646	1,026,611	1,273,273	—	126,881	130,109	C. Y. 2005
1,059	10,001	300,763	1,022,238	1,231,520	—	142,492	153,067	C. Y. 2006
1,120	8,000	277,045	1,093,420	1,214,148	494	213,897	229,814	C. Y. 2007
679	7,659	251,735	1,106,941	1,214,828	11,311	247,307	267,639	C. Y. 2008
1,223	8,411	296,275	1,042,566	1,259,561	—	144,172	153,812	F. Y. 2006
1,019	8,024	284,119	1,109,795	1,208,723	2,394	236,883	256,326	F. Y. 2007
252	2,153	80,567	283,913	312,861	1,900	63,864	69,177	Q1 2008
207	1,836	58,468	283,039	309,378	3,043	64,130	69,014	Q2
105	1,775	63,414	287,072	318,373	2,354	62,769	68,101	Q3
115	1,895	49,286	252,917	274,216	4,015	56,545	61,347	Q4
84	696	30,241	95,886	104,636	614	22,216	24,041	Jan 2008
66	756	24,258	92,526	101,313	381	21,510	23,265	Feb
102	701	26,068	95,502	106,912	905	20,139	21,871	Mar
75	617	18,409	97,045	106,762	1,033	21,418	23,247	Apr
95	642	20,790	91,349	98,714	1,073	21,415	22,863	May
38	577	19,268	94,645	103,902	936	21,297	22,904	Jun
32	575	23,462	95,801	105,181	938	21,353	23,191	Jul
31	562	21,415	96,906	108,471	599	20,886	22,624	Aug
42	638	18,537	94,365	104,722	817	20,531	22,286	Sep
41	583	11,238	84,709	89,887	1,130	20,340	22,054	Oct
43	661	17,392	87,866	87,866	1,429	18,657	20,213	Nov
31	651	20,656	80,343	87,379	1,456	17,548	19,079	Dec

A重油 Heavy fuel oil A kl	B・C重油 Heavy fuel oil B・C kl	炭化水素油 Hydrocarbon oil kl	液化石油ガス LPG t	オイルコークス Petroleum coke t	非石油系燃料 (原油換算) (Crude petroleum equivalent) kl	石炭 Coal t	液化天然ガス LNG t	Year, quarter and month
51,346	326,152	598	8,041	136,110	432,689	571,165	—	C. Y. 2004
40,968	263,195	442	9,624	132,333	351,391	438,430	—	C. Y. 2005
26,391	244,210	410	4,375	139,484	335,761	407,357	—	C. Y. 2006
25,187	219,559	431	3,341	135,361	336,781	389,089	494	C. Y. 2007
23,131	134,016	421	3,941	117,842	313,313	344,122	10,050	C. Y. 2008
24,462	241,624	415	3,557	139,292	332,119	404,032	—	F. Y. 2006
29,198	199,243	448	3,496	138,693	337,947	383,247	2,182	F. Y. 2007
9,412	38,858	116	965	38,454	84,041	94,982	1,688	Q1 2008
5,197	37,777	105	975	27,677	82,412	92,712	2,711	Q2
4,347	29,379	95	1,001	27,281	78,665	85,703	2,060	Q3
4,175	28,002	105	1,000	24,430	68,194	70,725	3,590	Q4
3,938	13,248	40	274	14,725	28,477	32,162	548	Jan 2008
3,030	13,022	35	335	11,832	27,019	30,475	345	Feb
2,444	12,588	41	356	11,898	28,545	32,346	795	Mar
1,742	14,270	34	292	8,666	29,197	32,545	914	Apr
1,601	12,188	37	356	9,811	27,214	31,314	964	May
1,854	11,319	34	327	9,201	26,002	28,853	834	Jun
1,513	10,234	28	313	10,106	27,451	29,616	811	Jul
1,452	9,858	28	317	8,361	25,847	28,481	525	Aug
1,383	9,287	39	371	8,814	25,367	27,606	724	Sep
1,612	9,431	37	289	8,003	23,082	24,233	1,012	Oct
1,282	9,478	39	350	7,839	23,592	24,735	1,295	Nov
1,281	9,093	28	361	8,588	21,520	21,757	1,283	Dec

④ 石油製品 Petroleum products

直接投入エネルギー表 Table of direct input energy

年・期・月	石油製品工業計 Petroleum products							
	計 (原油換算) Total (Crude petroleum equivalent)	石油系燃料 (原油換算) Oil based fuels (Crude petroleum equivalent)	ガソリン Gasoline	ナフサ Naphtha	灯油 Kerosene	軽油 gas oil	重油計 Heavy fuel oil Total	A重油 Heavy fuel oil A
	kl	kl	kl	kl	kl	kl	kl	kl
平成16年	14,206,950	9,529,230	388	281,780	1,687	1,479	730,791	12,344
17	14,729,200	9,940,187	328	293,373	2,557	1,351	647,431	12,322
18	14,649,856	9,806,412	326	262,604	1,686	1,419	589,462	11,803
19	15,126,982	10,149,309	296	264,048	1,603	1,411	583,813	13,286
20	15,299,899	10,390,329	267	261,754	1,151	1,466	540,659	10,385
平成18年度	14,652,580	9,805,586	315	254,071	1,813	1,481	544,218	11,513
19	15,264,701	10,268,587	294	224,406	1,679	1,330	617,075	13,602
20年1~3月	4,023,091	2,731,821	65	52,927	542	431	203,434	2,898
4~6	3,565,373	2,367,091	73	30,130	182	227	120,059	2,521
7~9	3,697,058	2,485,242	70	39,424	246	317	93,215	2,508
10~12	4,014,376	2,806,175	59	139,273	181	491	123,951	2,458
平成20年1月	1,372,541	925,836	25	20,034	259	131	74,980	851
2	1,280,556	863,086	17	16,771	126	151	66,455	1,039
3	1,369,994	942,899	23	16,122	157	149	61,999	1,008
4	1,252,878	841,958	33	12,105	67	113	47,639	813
5	1,228,883	811,714	21	10,232	52	61	40,962	808
6	1,083,612	713,419	19	7,793	63	53	31,458	900
7	1,255,248	842,049	25	15,223	97	85	32,867	663
8	1,308,059	891,790	19	12,793	67	51	31,254	791
9	1,133,751	751,403	26	11,408	82	181	29,094	1,054
10	1,485,431	1,097,188	14	22,565	96	128	38,686	899
11	1,211,138	817,697	24	51,628	29	225	45,587	809
12	1,317,807	891,291	21	65,080	56	138	39,678	750

年・期・月	石油製品 Petroleum products							
	都市ガス (B) Town gas(B)	電力 Electricity	蒸気 Steam	計 (原油換算) Total (Crude petroleum equivalent)	石油系燃料 (原油換算) Oil based fuels (Crude petroleum equivalent)	ガソリン Gasoline	ナフサ Naphtha	灯油 Kerosene
	1000m <sup>3</sup>	1000kWh	t	kl	kl	kl	kl	kl
平成16年	12	11,612,996	51,085,636	13,999,239	9,405,644	365	281,780	1,681
17	270	12,095,906	52,011,430	14,527,977	9,816,030	307	293,373	2,550
18	434	12,228,668	52,186,804	14,414,413	9,676,473	303	262,604	1,679
19	356	12,485,626	53,733,041	14,906,899	10,030,349	274	264,048	1,598
20	416	12,834,130	53,317,678	15,146,737	10,343,829	245	261,754	1,146
平成18年度	407	12,263,786	52,209,854	14,416,594	9,675,945	292	254,071	1,805
19	365	12,534,827	54,144,900	15,057,377	10,156,043	273	224,406	1,674
20年1~3月	110	3,245,619	14,123,403	3,972,970	2,705,972	61	52,927	540
4~6	103	3,041,748	13,090,559	3,526,160	2,350,495	67	30,130	182
7~9	93	3,334,881	12,974,209	3,663,057	2,481,989	64	39,424	245
10~12	110	3,211,882	13,129,507	3,984,550	2,805,372	53	139,273	179
平成20年1月	36	1,117,171	4,871,521	1,352,524	915,443	24	20,034	258
2	36	1,052,474	4,561,878	1,263,486	855,214	16	16,771	125
3	38	1,075,974	4,690,004	1,356,960	935,316	21	16,122	157
4	36	1,003,237	4,536,278	1,238,665	833,585	31	12,105	67
5	35	1,091,091	4,518,327	1,214,601	805,151	19	10,232	52
6	32	947,420	4,035,954	1,072,894	711,759	17	7,793	63
7	28	1,115,258	4,426,514	1,243,775	840,732	23	15,223	97
8	31	1,173,518	4,426,032	1,296,833	890,981	17	12,793	67
9	34	1,046,105	4,121,663	1,122,449	750,276	24	11,408	81
10	38	1,038,824	4,192,983	1,475,278	1,096,915	12	22,565	94
11	37	1,054,471	4,272,102	1,201,239	817,427	22	51,628	29
12	35	1,118,587	4,664,422	1,308,033	891,031	19	65,080	56

年・期・月	天然ガス	液化天然ガス	都市ガス (A)	都市ガス (B)	電力	蒸気	Year, quarter and month
	Natural gas	LNG	Town gas(A)	Town gas(B)	Electricity	Steam	
	1000m <sup>3</sup>	t	1000m <sup>3</sup>	1000m <sup>3</sup>	1000kWh	t	
平成16年	5,563	—	12	12	10,720,352	51,085,612	C. Y. 2004
17	6,194	—	242	270	11,278,179	52,011,406	C. Y. 2005
18	2,564	23,375	396	434	11,109,173	52,186,780	C. Y. 2006
19	162	26,453	326	356	11,412,625	53,733,017	C. Y. 2007
20	162	21,036	381	416	11,687,534	53,317,654	C. Y. 2008
平成18年度	1,026	23,587	373	407	11,135,362	52,209,830	F. Y. 2006
19	161	27,736	335	365	11,525,738	54,144,876	F. Y. 2007
20年1~3月	39	9,187	101	110	2,984,693	14,123,397	Q1 2008
4~6	39	7,327	94	103	2,798,614	13,090,553	Q2
7~9	48	3,293	85	93	3,004,346	12,974,203	Q3
10~12	36	1,229	101	110	2,899,881	13,129,501	Q4
平成20年1月	15	4,253	33	36	1,013,716	4,871,519	Jan 2008
2	13	2,969	33	36	953,603	4,561,876	Feb
3	11	1,965	35	38	1,017,374	4,690,002	Mar
4	11	2,829	33	36	940,454	4,536,276	Apr
5	8	2,348	32	35	1,008,115	4,518,325	May
6	20	2,150	29	32	850,045	4,035,952	Jun
7	16	2,438	26	28	1,006,085	4,426,512	Jul
8	17	793	28	31	1,061,532	4,426,030	Aug
9	15	62	31	34	936,729	4,121,661	Sep
10	13	1,225	35	38	932,609	4,192,981	Oct
11	11	4	34	37	950,966	4,272,100	Nov
12	12	—	32	35	1,016,306	4,664,420	Dec

B・C重油 Heavy fuel oil B・C kl	炭化水素油 Hydrocarbon oil kl	液化石油ガス LPG t	石油系 炭化水素ガス Hydrocarbon gas 1000m <sup>3</sup>	非石油系燃料 (原油換算) Non-oil based fuels (Crude petroleum equivalent) kl	天然ガス Natural gas 1000m <sup>3</sup>	液化天然ガス LNG t	都市ガス (A) Town gas(A) 1000m <sup>3</sup>	Year, quarter and month
718,447	—	284,118	6,894,687	5,969	5,563	—	12	C. Y. 2004
635,109	—	341,355	7,248,385	6,922	6,194	—	242	C. Y. 2005
577,659	—	432,901	7,110,051	36,561	2,564	23,375	396	C. Y. 2006
570,527	—	555,758	7,268,755	38,297	162	26,453	326	C. Y. 2007
530,274	—	574,614	7,603,321	30,303	162	21,036	381	C. Y. 2008
532,705	—	490,797	7,092,953	35,188	1,026	23,587	373	F. Y. 2006
603,473	—	577,325	7,373,387	39,991	161	27,736	335	F. Y. 2007
200,536	—	157,004	1,946,841	13,122	39	9,187	101	Q1 2008
117,538	—	149,786	1,735,941	10,491	39	7,327	94	Q2
90,707	—	159,155	1,845,146	4,799	48	3,293	85	Q3
121,493	—	108,669	2,075,393	1,891	36	1,229	101	Q4
74,129	—	51,977	653,935	6,055	15	4,253	33	Jan 2008
65,416	—	48,411	614,392	4,242	13	2,969	33	Feb
60,991	—	56,616	678,514	2,825	11	1,965	35	Mar
46,826	—	56,592	608,029	4,042	11	2,829	33	Apr
40,154	—	50,352	596,719	3,359	8	2,348	32	May
30,558	—	42,842	531,193	3,090	20	2,150	29	Jun
32,204	—	53,048	623,565	3,487	16	2,438	26	Jul
30,463	—	60,160	661,780	1,171	17	793	28	Aug
28,040	—	45,947	559,801	140	15	62	31	Sep
37,787	—	41,984	845,054	1,783	13	1,225	35	Oct
44,778	—	35,759	582,971	57	11	4	34	Nov
38,928	—	30,926	647,368	51	12	—	32	Dec

軽油 gas oil kl	重油計 Heavy fuel oil Total kl	A重油 Heavy fuel oil A kl	B・C重油 Heavy fuel oil B・C kl	炭化水素油 Hydrocarbon oil kl	液化石油ガス LPG t	石油系 炭化水素ガス Hydrocarbon gas 1000m <sup>3</sup>	非石油系燃料 (原油換算) Non-oil based fuels (Crude petroleum equivalent) kl	Year, quarter and month
1,195	728,871	10,424	718,447	—	284,100	6,791,499	5,969	C. Y. 2004
1,032	645,444	10,335	635,109	—	341,330	7,144,806	6,922	C. Y. 2005
1,023	588,473	10,814	577,659	—	432,893	7,000,732	36,561	C. Y. 2006
1,060	583,813	13,286	570,527	—	555,739	7,167,887	38,297	C. Y. 2007
1,123	540,659	10,385	530,274	—	574,599	7,563,568	30,303	C. Y. 2008
1,086	543,751	11,046	532,705	—	490,791	6,983,431	35,188	F. Y. 2006
989	617,075	13,602	603,473	—	577,303	7,277,684	39,991	F. Y. 2007
363	203,434	2,898	200,536	—	157,001	1,924,627	13,122	Q1 2008
139	120,059	2,521	117,538	—	149,786	1,721,715	10,491	Q2
205	93,215	2,508	90,707	—	159,153	1,842,444	4,799	Q3
416	123,951	2,458	121,493	—	108,659	2,074,782	1,891	Q4
113	74,980	851	74,129	—	51,977	644,994	6,055	Jan 2008
113	66,455	1,039	65,416	—	48,411	607,640	4,242	Feb
137	61,999	1,008	60,991	—	56,613	671,993	2,825	Mar
82	47,639	813	46,826	—	56,592	600,840	4,042	Apr
15	40,962	808	40,154	—	50,352	591,102	3,359	May
42	31,458	900	30,558	—	42,842	529,773	3,090	Jun
27	32,867	663	32,204	—	53,046	622,482	3,487	Jul
15	31,254	791	30,463	—	60,160	661,115	1,171	Aug
163	29,094	1,054	28,040	—	45,947	558,847	140	Sep
94	38,686	899	37,787	—	41,978	844,858	1,783	Oct
199	45,587	809	44,778	—	35,755	582,766	57	Nov
123	39,678	750	38,928	—	30,926	647,158	51	Dec

④ 石油製品 Petroleum products  
一次投入燃料換算表

Conversion table for primary input fuel

年・期・月	石油製品工業計 Petroleum products							
	計 (原油換算) Total (Crude petroleum equivalent)	石油系燃料 (原油換算) Oil based fuels (Crude petroleum equivalent)	ガソリン Gasoline	ナフサ Naphtha	灯油 Kerosene	軽油 gas oil	重油計 Heavy fuel oil Total	A重油 Heavy fuel oil A
	kl	kl	kl	kl	kl	kl	kl	kl
平成16年	15,326,351	14,610,209	388	285,248	53,687	2,528	2,314,920	150,494
17	16,000,811	15,267,982	328	298,096	32,078	1,989	2,152,997	122,414
18	15,947,604	15,149,361	326	268,354	93,337	1,839	2,098,132	94,743
19	16,278,734	15,454,020	296	270,028	66,986	1,720	2,102,800	104,444
20	16,302,969	15,504,672	267	268,118	42,942	1,915	2,004,288	79,379
平成18年度	15,968,096	15,170,654	315	260,428	96,855	1,880	2,037,617	102,475
19	16,313,094	15,480,071	294	230,049	66,597	1,738	2,140,867	90,125
20年1~3月	4,271,431	4,053,564	65	54,763	6,467	595	618,724	20,336
4~6	3,763,844	3,571,436	73	32,103	12,596	347	478,699	19,560
7~9	3,965,745	3,776,552	70	40,550	9,142	328	416,678	19,698
10~12	4,301,948	4,103,120	59	140,702	14,737	646	490,188	19,786
平成20年1月	1,465,402	1,388,368	25	20,449	2,653	233	220,955	5,989
2	1,370,407	1,301,051	17	17,495	876	208	201,739	7,092
3	1,435,622	1,364,145	23	16,819	2,938	153	196,030	7,255
4	1,310,003	1,244,397	33	12,916	2,257	184	172,662	6,474
5	1,297,652	1,225,449	21	11,041	5,376	61	161,136	7,496
6	1,156,189	1,101,590	19	8,146	4,963	102	144,900	5,589
7	1,342,909	1,283,616	25	15,430	7,129	88	152,830	6,928
8	1,402,989	1,333,544	19	13,254	1,852	54	135,347	6,300
9	1,219,846	1,159,392	26	11,867	161	185	128,500	6,470
10	1,569,630	1,503,928	14	23,042	3,395	211	148,847	6,555
11	1,308,588	1,245,861	24	52,089	6,615	228	168,124	6,889
12	1,423,730	1,353,331	21	65,571	4,727	207	173,217	6,342

年・期・月	石油製品						石油製品		ガソリン Gasoline kl
	液化天然ガス LNG	都市ガス(A) Town gas(A)	都市ガス(B) Town gas(B)	電力 Electricity	蒸気 Steam	計 (原油換算) Total (Crude petroleum equivalent)	石油系燃料 (原油換算) Oil based fuels (Crude petroleum equivalent)		
	t	1000m <sup>3</sup>	1000m <sup>3</sup>	1000kWh	t	kl	kl		
平成16年	—	12	6	1,858,351	4,657,550	15,026,465	14,314,990	365	
17	—	242	264	2,042,666	5,188,919	15,712,693	14,985,191	307	
18	23,624	396	429	2,246,095	5,207,969	15,593,414	14,808,112	303	
19	26,796	326	350	2,434,969	5,024,480	15,948,523	15,135,751	274	
20	21,045	381	410	2,710,376	4,855,299	16,035,352	15,251,374	245	
平成18年度	23,836	373	402	2,275,975	5,113,249	15,612,203	14,827,611	292	
19	28,079	335	360	2,519,934	5,085,651	16,005,238	15,184,617	273	
20年1~3月	9,187	101	109	624,430	1,314,874	4,196,968	3,982,452	61	
4~6	7,327	94	101	667,875	1,161,448	3,700,684	3,511,253	67	
7~9	3,302	85	91	718,047	1,143,532	3,898,221	3,713,598	64	
10~12	1,229	101	109	700,024	1,235,445	4,239,479	4,044,070	53	
平成20年1月	4,253	33	36	201,831	466,765	1,435,494	1,359,556	24	
2	2,969	33	36	187,911	428,337	1,343,784	1,275,365	16	
3	1,965	35	38	234,688	419,772	1,417,691	1,347,531	21	
4	2,829	33	36	235,699	389,797	1,290,220	1,225,744	31	
5	2,348	32	34	200,430	416,933	1,275,188	1,203,721	19	
6	2,150	29	31	231,746	354,718	1,135,277	1,081,788	17	
7	2,438	26	28	239,620	423,118	1,320,341	1,262,503	23	
8	799	28	30	259,678	390,219	1,380,379	1,312,508	17	
9	65	31	33	218,749	330,195	1,197,500	1,138,587	24	
10	1,225	35	38	241,361	371,028	1,548,434	1,484,250	12	
11	4	34	37	238,808	408,920	1,287,805	1,225,830	22	
12	—	32	34	219,855	455,497	1,403,240	1,333,990	19	

年・期・月	石油製品							
	石油系 炭化水素ガス Hydrocarbon gas	オイルコークス Petroleum coke	非石油系燃料 (原油換算) Non-oil based fuels (Crude petroleum equivalent)	石炭 Coal	天然ガス Natural gas	液化天然ガス LNG	都市ガス(A) Town gas(A)	都市ガス(B) Town gas(B)
	1000m <sup>3</sup>	t	kl	t	1000m <sup>3</sup>	t	1000m <sup>3</sup>	1000m <sup>3</sup>
平成16年	8,566,693	149,021	214,859	299,406	5,945	—	12	6
17	9,119,608	188,771	176,966	243,920	6,381	—	242	264
18	8,828,769	237,696	214,959	254,599	3,276	23,624	396	429
19	9,025,739	228,202	237,591	284,524	803	26,796	326	350
20	9,375,370	267,024	204,870	261,763	810	21,045	381	410
平成18年度	8,828,627	232,763	218,084	261,078	1,725	23,836	373	402
19	9,114,641	243,146	235,665	283,052	804	28,079	335	360
20年1~3月	2,371,867	66,592	67,011	80,859	210	9,187	101	109
4~6	2,160,657	57,932	49,226	58,051	206	7,327	94	101
7~9	2,315,670	71,482	41,670	55,224	215	3,302	85	91
10~12	2,527,176	71,018	46,962	67,629	180	1,229	101	109
平成20年1月	793,702	22,326	25,313	28,901	74	4,253	33	36
2	750,407	23,161	21,649	26,122	67	2,969	33	36
3	827,758	21,106	20,049	25,837	70	1,965	35	38
4	758,923	9,403	16,675	18,928	68	2,829	33	36
5	737,485	25,071	24,650	31,953	73	2,348	32	34
6	664,249	23,458	7,901	7,170	65	2,150	29	31
7	778,122	22,441	7,136	5,396	74	2,438	26	28
8	828,122	25,401	17,883	25,063	71	799	28	30
9	709,425	23,640	16,652	24,765	70	65	31	33
10	989,104	24,187	17,110	22,982	71	1,225	35	38
11	734,336	22,085	12,052	18,014	40	4	34	37
12	803,736	24,746	17,800	26,633	69	—	32	34

B・C重油 Heavy fuel oil B・C kl	炭化水素油 Hydrocarbon oil kl	液化石油ガス LPG t	石油系 炭化水素ガス Hydrocarbon gas 1000m <sup>3</sup>	オイルコークス Petroleum coke t	非石油系燃料 (原油換算) (Crude petroleum equivalent) kl	石炭 Coal t	天然ガス Natural gas 1000m <sup>3</sup>	Year, quarter and month
2,164,426	754,834	432,683	8,716,599	157,003	214,859	299,406	5,945	C. Y. 2004
2,030,583	808,418	503,747	9,270,271	199,755	176,966	243,920	6,381	C. Y. 2005
2,003,389	874,415	595,598	8,988,029	249,364	221,875	264,497	3,298	C. Y. 2006
1,998,356	851,483	700,646	9,175,902	239,012	243,395	292,823	827	C. Y. 2007
1,924,909	869,294	704,602	9,466,271	279,412	210,563	270,295	835	C. Y. 2008
1,935,142	889,610	654,843	8,989,867	243,932	224,891	270,818	1,749	F. Y. 2006
2,050,742	801,648	718,335	9,255,686	253,779	241,364	291,329	829	F. Y. 2007
598,388	211,453	196,977	2,404,438	69,489	68,895	83,685	217	Q1 2008
459,139	176,893	182,474	2,186,310	60,485	50,000	59,204	212	Q2
396,980	241,133	194,615	2,334,147	75,020	43,355	57,750	221	Q3
470,402	239,816	130,536	2,541,376	74,419	48,314	69,655	185	Q4
214,966	81,486	65,885	807,113	23,207	25,996	29,925	76	Jan 2008
194,647	78,228	61,012	761,327	24,365	22,269	27,052	69	Feb
188,775	51,739	70,080	835,998	21,917	20,630	26,708	72	Mar
166,188	50,305	68,831	769,065	9,413	16,737	19,017	70	Apr
153,640	63,877	61,192	747,233	26,326	24,739	32,083	75	May
139,311	62,711	52,451	670,012	24,746	8,523	8,104	67	Jun
145,902	79,277	64,347	784,387	23,346	7,756	6,326	76	Jul
129,048	82,868	72,885	834,363	26,794	18,317	25,712	73	Aug
122,030	78,988	57,383	715,398	24,880	17,282	25,711	72	Sep
142,292	78,570	47,228	993,870	25,431	17,604	23,723	73	Oct
161,235	75,154	42,704	738,986	23,027	12,247	18,305	41	Nov
166,875	86,092	40,604	808,520	25,961	18,463	27,627	71	Dec

ナフサ Naphtha kl	灯油 Kerosene kl	軽油 gas oil kl	重油計 Heavy fuel oil Total kl	A重油 Heavy fuel oil A kl	B・C重油 Heavy fuel oil B・C kl	炭化水素油 Hydrocarbon oil kl	液化石油ガス LPG t	Year, quarter and month
285,022	48,480	2,244	2,288,039	147,862	2,140,177	694,318	424,428	C. Y. 2004
297,833	29,644	1,670	2,129,960	120,000	2,009,960	755,393	496,374	C. Y. 2005
268,088	84,474	1,405	2,067,597	93,443	1,974,154	792,986	586,586	C. Y. 2006
269,767	59,782	1,343	2,075,128	103,576	1,971,552	774,091	693,407	C. Y. 2007
267,914	39,281	1,517	1,973,118	78,966	1,894,152	787,728	695,325	C. Y. 2008
260,160	87,603	1,451	2,007,650	101,140	1,906,510	808,257	645,631	F. Y. 2006
229,853	59,854	1,360	2,113,213	89,786	2,023,427	733,207	711,465	F. Y. 2007
54,730	6,318	507	610,138	20,267	589,871	194,475	194,575	Q1 2008
32,045	11,822	244	473,153	19,446	453,707	160,348	179,694	Q2
40,493	8,389	214	408,433	19,552	388,882	217,402	192,104	Q3
140,646	12,752	552	481,393	19,701	461,692	215,503	128,951	Q4
20,434	2,652	203	217,631	5,966	211,665	74,385	64,938	Jan 2008
17,478	866	163	198,461	7,076	191,385	71,493	60,114	Feb
16,818	2,799	140	194,046	7,225	186,820	48,596	69,523	Mar
12,901	1,960	144	171,188	6,440	164,748	46,917	67,855	Apr
11,019	5,154	15	159,178	7,463	151,714	58,390	60,345	May
8,124	4,708	85	142,788	5,543	137,245	55,041	51,494	Jun
15,410	6,514	30	150,252	6,861	143,390	71,351	63,494	Jul
13,236	1,717	18	132,749	6,244	126,504	74,890	72,053	Aug
11,847	157	167	125,433	6,446	118,987	71,161	56,558	Sep
23,025	2,692	167	145,697	6,531	139,166	70,531	46,964	Oct
52,070	5,754	202	165,127	6,844	158,282	66,894	42,048	Nov
65,552	4,307	183	170,570	6,326	164,244	78,079	39,940	Dec

電力 Electricity 1000kWh	蒸気 Steam t	Year, quarter and month
1,808,832	4,657,550	C. Y. 2004
1,986,147	5,188,919	C. Y. 2005
2,182,170	5,207,969	C. Y. 2006
2,369,850	5,024,480	C. Y. 2007
2,617,666	4,855,299	C. Y. 2008
2,211,856	5,113,249	F. Y. 2006
2,448,605	5,085,651	F. Y. 2007
608,661	1,314,874	Q1 2008
644,177	1,161,448	Q2
687,030	1,143,532	Q3
677,798	1,235,445	Q4
197,375	466,765	Jan 2008
184,508	428,337	Feb
226,778	419,772	Mar
224,219	389,797	Apr
193,471	416,933	May
226,487	354,718	Jun
230,650	423,118	Jul
247,424	390,219	Aug
208,956	330,195	Sep
230,354	371,028	Oct
232,817	408,920	Nov
214,627	455,497	Dec

⑤ 窯業・土石製品 Ceramics, clay and stone

直接投入エネルギー表 Table of direct input energy

年・期・月	窯業・土石製品工業 Ceramics, clay and stone products							
	計 (原油換算) (Crude petroleum equivalent)	石油系燃料 (原油換算) (Crude petroleum equivalent)	ガソリン Gasoline	灯油 Kerosene	軽油 Gas oil	重油計 Heavy fuel oil Total	A重油 Heavy fuel oil A	B・C重油 Heavy fuel oil B・C
	kl	kl	kl	kl	kl	kl	kl	kl
平成16年	9,251,185	2,047,425	313	59,866	15,646	841,225	65,310	775,915
17	9,435,195	2,108,843	301	55,461	14,563	858,090	67,975	790,115
18	9,507,408	2,162,659	295	45,101	13,951	841,990	68,405	773,585
19	9,380,319	2,132,209	282	41,897	12,778	821,970	64,422	757,548
20	8,770,196	1,787,600	251	42,541	11,875	769,896	56,706	713,190
平成18年度	9,500,014	2,165,352	286	42,818	13,863	842,339	67,006	775,333
19	9,258,560	2,034,657	278	43,755	12,548	801,917	63,657	738,260
20年1～3月	2,229,271	429,505	67	12,580	2,955	192,451	15,547	176,904
4～6	2,141,619	442,263	61	10,655	2,940	189,702	14,697	175,005
7～9	2,183,804	465,764	60	9,984	3,011	196,060	14,645	181,415
10～12	2,215,502	450,068	63	9,322	2,969	191,683	11,817	179,866
平成20年1月	680,057	129,249	23	3,830	935	63,452	5,051	58,401
2	730,277	142,524	20	4,087	975	60,909	5,334	55,575
3	818,938	157,732	24	4,663	1,045	68,090	5,162	62,928
4	717,418	150,361	21	3,706	997	62,818	5,087	57,731
5	692,833	140,417	19	3,696	947	61,574	4,786	56,788
6	731,369	151,485	21	3,253	996	65,310	4,824	60,486
7	739,300	161,298	20	3,600	1,044	67,015	4,757	62,258
8	732,656	153,068	20	2,894	998	63,966	5,205	58,761
9	711,847	151,398	20	3,490	969	65,079	4,683	60,396
10	745,956	148,633	21	3,220	944	65,671	4,276	61,395
11	742,576	155,347	23	3,417	1,033	66,338	3,659	62,679
12	726,969	146,087	19	2,685	992	59,674	3,882	55,792

年・期・月	高炉ガス 転炉ガス 電気炉ガス 天然ガス 液化天然ガス 都市ガス 都市ガス 廃タイヤ							
	Blast furnace gas	Converter gas	Electric furnace gas	Natural gas	LNG	Town gas(A)	Town gas(B)	Used tires
	1000m <sup>3</sup>	1000m <sup>3</sup>	1000m <sup>3</sup>	1000m <sup>3</sup>	t	1000m <sup>3</sup>	1000m <sup>3</sup>	t
平成16年	70,299	224,580	11,050	2,196	—	19,884	20,598	212,374
17	108,922	234,992	15,546	4,234	—	21,351	23,913	197,622
18	138,257	264,635	22,098	4,774	—	31,338	33,298	165,522
19	109,032	274,784	21,645	5,063	—	27,238	29,337	148,176
20	115,180	269,532	24,603	4,670	—	38,682	40,980	135,310
平成18年度	140,528	266,660	21,937	4,907	—	31,720	33,691	160,125
19	99,149	277,100	21,722	5,221	—	28,308	30,438	145,890
20年1～3月	25,032	69,961	7,167	1,248	—	7,531	8,039	36,066
4～6	25,403	69,058	5,706	1,039	—	8,026	8,620	33,568
7～9	33,281	68,370	4,195	1,100	—	13,814	14,405	32,107
10～12	31,464	62,143	7,535	1,283	—	9,311	9,916	33,569
平成20年1月	8,399	23,288	2,705	342	—	2,006	2,135	10,593
2	8,439	22,011	2,214	377	—	2,745	2,949	12,130
3	8,194	24,662	2,248	529	—	2,780	2,955	13,343
4	8,430	22,628	2,342	370	—	2,441	2,618	11,635
5	8,119	23,769	1,135	352	—	2,749	2,954	9,165
6	8,854	22,661	2,229	317	—	2,836	3,048	12,768
7	11,073	23,505	1,597	365	—	4,245	4,474	11,180
8	11,130	22,974	880	403	—	4,799	4,959	10,209
9	11,078	21,891	1,718	332	—	4,770	4,972	10,718
10	11,305	23,233	2,736	295	—	3,224	3,466	11,157
11	10,387	21,701	2,577	579	—	2,995	3,215	10,396
12	9,772	17,209	2,222	409	—	3,092	3,235	12,016

年・期・月	A重油 B・C重油 炭化水素油 液化石油ガス オイルコークス 非石油系燃料 石炭 石炭コークス							
	Heavy fuel oil A	Heavy fuel oil B・C	Hydrocarbon oil	LPG	Petroleum coke	Non-oil based fuels (Crude petroleum equivalent)	Coal	Coal coke (including pitch coke)
	kl	kl	kl	t	t	kl	t	t
平成16年	49,816	710,008	106,173	10,546	820,443	4,900,515	6,132,921	344,561
17	48,369	716,130	109,561	10,663	873,433	4,977,055	6,248,035	339,543
18	50,093	700,291	115,538	9,205	966,134	4,955,627	6,210,868	341,877
19	44,272	692,902	201,669	7,173	866,831	4,864,264	6,068,435	360,535
20	41,708	629,328	206,677	7,299	722,350	4,631,140	5,985,193	331,988
平成18年度	48,250	704,691	133,432	8,415	948,554	4,947,082	6,191,751	348,072
19	43,946	672,881	206,317	7,220	818,516	4,837,079	6,078,814	366,013
20年1～3月	10,880	159,797	48,958	1,849	158,515	1,186,663	1,522,512	95,927
4～6	10,754	154,640	52,916	1,698	167,951	1,119,282	1,437,665	85,811
7～9	10,981	160,290	55,001	1,898	197,041	1,122,153	1,440,477	79,134
10～12	9,093	154,601	49,802	1,854	198,843	1,203,042	1,584,539	71,116
平成20年1月	3,432	53,205	15,279	594	37,997	348,969	440,802	30,815
2	3,908	50,996	14,303	625	60,188	390,653	501,673	31,504
3	3,540	55,596	19,376	630	60,330	447,041	580,037	33,608
4	3,722	52,399	17,231	550	61,322	367,655	468,768	30,968
5	3,470	50,170	15,159	575	52,566	362,376	465,624	28,312
6	3,562	52,071	20,526	573	54,063	389,252	503,273	26,531
7	3,555	55,014	20,489	560	66,246	368,021	470,965	26,349
8	4,017	51,975	17,166	634	66,117	378,048	483,900	26,111
9	3,409	53,301	17,346	704	64,678	376,084	485,612	26,674
10	3,058	54,053	18,894	614	58,629	425,106	555,950	26,984
11	2,838	51,903	15,431	621	69,835	394,954	518,490	24,733
12	3,197	48,645	15,477	619	70,379	382,981	510,099	19,399

炭化水素油 Hydrocarbon oil	液化石油ガス LPG	石油系 炭化水素ガス Hydrocarbon gas	オイルコークス Petroleum coke	非石油系燃料 (原油換算) Non-oil based fuels (Crude petro- leum equivalent)	石炭 Coal	石炭コークス (ピッチコークスを含む) Coal coke (including pitch coke)	コークス炉 ガス Coke oven gas	Year, quarter and month
kl	t	1000m <sup>3</sup>	t	kl	t	t	1000m <sup>3</sup>	
106,801	48,370	—	944,242	4,970,821	6,156,501	385,770	327,696	C. Y. 2004
113,276	49,369	—	987,306	5,053,390	6,274,846	380,260	327,869	C. Y. 2005
119,139	45,475	—	1,073,909	5,046,494	6,237,840	395,875	333,061	C. Y. 2006
206,411	39,153	—	975,658	4,965,128	6,099,202	421,994	348,466	C. Y. 2007
211,499	37,575	—	812,442	4,727,931	6,018,545	393,509	354,454	C. Y. 2008
137,525	42,546	—	1,061,338	5,041,318	6,218,847	405,446	337,193	F. Y. 2006
210,733	40,041	—	920,057	4,940,526	6,112,745	430,005	352,667	F. Y. 2007
49,821	10,317	—	181,093	1,214,391	1,533,336	114,038	91,062	Q1 2008
54,300	10,152	—	197,770	1,142,059	1,447,175	98,129	89,620	Q2
56,384	9,322	—	218,499	1,146,593	1,446,629	96,872	90,860	Q3
50,994	7,784	—	215,080	1,224,886	1,591,405	84,470	82,912	Q4
15,366	3,453	—	45,538	358,687	444,593	37,839	30,385	Jan 2008
14,534	3,530	—	66,983	399,134	505,096	36,555	29,287	Feb
19,921	3,334	—	68,572	456,571	583,647	39,644	31,390	Mar
17,747	3,089	—	71,113	376,287	472,299	36,060	29,163	Apr
15,645	3,523	—	62,244	369,384	468,590	31,875	30,197	May
20,908	3,540	—	64,413	396,388	506,286	30,194	30,260	Jun
20,953	3,279	—	74,614	379,171	472,946	35,446	31,152	Jul
17,661	3,262	—	73,843	384,243	485,667	30,603	32,701	Aug
17,770	2,781	—	70,042	383,179	488,016	30,823	27,007	Sep
19,378	2,292	—	64,535	432,661	558,340	31,556	32,428	Oct
15,852	3,150	—	75,360	402,013	520,754	28,934	27,574	Nov
15,764	2,342	—	75,185	390,213	512,311	23,980	22,910	Dec

電力 Electricity	蒸気 Steam	計 (原油換算) Total (Crude petro- leum equivalent)	窯業土石製品小計(1~5) Ceramics, clay and stone products					Year, quarter and month
			石油系燃料 (原油換算) Oil based fuels (Crude petro- leum equivalent)	ガソリン Gasoline	灯油 Kerosene	軽油 Gas oil	重油計 Heavy fuel oil Total	
1000kWh	t	kl	kl	kl	kl	kl	kl	
17,546,837	8,272,768	7,548,300	1,753,959	175	26,070	8,342	759,824	C. Y. 2004
17,847,194	8,440,097	7,687,094	1,810,064	170	24,606	7,421	764,499	C. Y. 2005
17,952,106	8,660,094	7,745,820	1,884,462	174	24,061	6,865	750,384	C. Y. 2006
17,840,281	8,592,484	7,619,269	1,868,309	170	24,430	5,577	737,174	C. Y. 2007
17,669,247	8,839,730	7,013,010	1,541,874	143	23,001	5,120	671,036	C. Y. 2008
17,954,831	8,586,307	7,740,964	1,889,711	172	24,768	6,408	752,941	F. Y. 2006
17,859,472	8,681,711	7,493,117	1,779,465	167	25,120	5,547	716,827	F. Y. 2007
4,527,539	2,375,647	1,768,813	370,250	42	7,395	1,328	170,677	Q1 2008
4,388,760	2,156,211	1,694,037	373,991	35	5,480	1,222	165,394	Q2
4,469,367	2,252,430	1,735,364	405,166	33	5,237	1,289	171,271	Q3
4,283,581	2,055,442	1,814,797	392,467	33	4,889	1,281	163,694	Q4
1,462,211	811,632	523,854	110,212	14	2,165	406	56,637	Jan 2008
1,468,223	752,881	585,402	124,568	13	2,272	444	54,904	Feb
1,597,105	811,134	659,557	135,471	15	2,958	478	59,136	Mar
1,479,270	769,137	563,043	129,662	12	2,087	435	56,121	Apr
1,427,126	727,346	544,590	117,631	11	1,748	369	53,640	May
1,482,364	659,728	586,404	126,698	12	1,645	418	55,633	Jun
1,504,591	851,674	576,100	139,268	10	1,644	457	58,569	Jul
1,550,476	739,492	580,716	132,865	12	1,686	435	55,992	Aug
1,414,300	661,264	578,548	133,033	11	1,907	397	56,710	Sep
1,370,318	538,060	629,821	130,317	10	1,814	427	57,111	Oct
1,432,488	751,728	600,146	132,715	13	1,855	416	54,741	Nov
1,480,775	765,654	584,830	129,435	10	1,220	438	51,842	Dec

コークス炉 ガス Coke oven gas	高炉ガス Blast furnace gas	転炉ガス Converter gas	電気炉ガス Electric furnace gas	天然ガス Natural gas	液化天然ガス LNG	都市ガス (A) Town gas(A)	都市ガス (B) Town gas(B)	Year, quarter and month
1000m <sup>3</sup>	1000m <sup>3</sup>	1000m <sup>3</sup>	1000m <sup>3</sup>	1000m <sup>3</sup>	t	1000m <sup>3</sup>	1000m <sup>3</sup>	
327,291	70,128	220,929	8,341	2,196	—	1,977	2,217	C. Y. 2004
327,420	108,729	224,868	14,153	4,234	—	2,452	2,739	C. Y. 2005
332,617	138,045	245,453	21,055	4,774	—	9,983	10,229	C. Y. 2006
348,033	108,838	254,018	20,630	5,063	—	4,815	5,208	C. Y. 2007
354,021	115,001	263,230	23,498	4,670	—	15,741	16,457	C. Y. 2008
336,750	140,317	245,963	20,895	4,907	—	10,058	10,353	F. Y. 2006
352,215	98,952	260,913	20,747	5,221	—	5,568	5,993	F. Y. 2007
90,975	24,999	68,335	6,832	1,248	—	1,974	2,102	Q1 2008
89,509	25,355	68,283	5,459	1,039	—	2,025	2,201	Q2
90,759	33,236	65,995	4,042	1,100	—	8,310	8,500	Q3
82,778	31,411	60,617	7,165	1,283	—	3,432	3,654	Q4
30,347	8,386	22,637	2,560	342	—	526	563	Jan 2008
29,268	8,431	21,682	2,126	377	—	750	813	Feb
31,360	8,182	24,016	2,146	529	—	698	726	Mar
29,123	8,414	22,199	2,233	370	—	435	472	Apr
30,161	8,105	23,489	1,096	352	—	773	843	May
30,225	8,836	22,595	2,130	317	—	817	886	Jun
31,129	11,061	21,303	1,549	365	—	2,122	2,194	Jul
32,660	11,112	22,866	841	403	—	3,434	3,496	Aug
26,970	11,063	21,826	1,652	332	—	2,754	2,810	Sep
32,363	11,279	23,127	2,585	295	—	1,109	1,206	Oct
27,533	10,371	21,354	2,461	579	—	1,014	1,106	Nov
22,882	9,761	16,136	2,119	409	—	1,309	1,342	Dec

年・期・月	セメント計(1~2) Cement							
	廃タイヤ	電力	蒸気	計 (原油換算)	石油系燃料 (原油換算)	ガソリン	灯油	軽油
	Used tires	Electricity	Steam	Total (Crude petro- leum equivalent)	Oil based fuels (Crude petro- leum equivalent)	Gasoline	Kerosene	Gas oil
	t	1000kWh	t	kl	kl	kl	kl	kl
平成16年	212,374	9,069,251	558,833	5,988,814	948,829	66	1,377	5,830
17	197,622	9,139,110	552,603	6,094,611	995,251	74	1,342	5,038
18	165,522	9,203,244	548,500	6,145,045	1,074,633	71	1,139	4,350
19	148,176	9,038,662	498,168	5,982,919	1,046,287	66	1,395	3,314
20	135,310	8,659,748	498,221	5,454,529	776,030	56	1,777	3,118
平成18年度	160,125	9,196,809	534,878	6,124,130	1,072,837	69	1,046	3,899
19	145,890	8,965,778	491,296	5,870,171	974,486	63	1,542	3,341
20年 1~3月	36,066	2,174,538	139,133	1,366,040	177,393	16	513	789
4~6	33,568	2,064,992	125,443	1,308,483	185,899	15	322	736
7~9	32,107	2,153,918	111,114	1,336,377	211,010	13	471	790
10~12	33,569	2,266,300	122,531	1,443,629	201,728	12	471	803
平成20年1月	10,593	659,112	48,617	391,134	47,086	4	204	240
2	12,130	720,978	45,039	455,570	62,971	6	149	272
3	13,343	794,448	45,477	519,336	67,336	6	160	277
4	11,635	674,187	43,565	432,040	65,213	5	115	273
5	9,165	662,675	42,509	417,792	56,931	5	87	204
6	12,768	728,130	39,369	458,651	63,755	5	120	259
7	11,180	711,677	37,734	441,666	72,308	4	116	281
8	10,209	723,626	36,013	449,174	71,357	5	138	267
9	10,718	718,615	37,367	445,537	67,345	4	217	242
10	11,157	771,506	38,050	493,332	61,466	3	152	261
11	10,396	748,065	41,791	475,108	69,737	5	164	268
12	12,016	746,729	42,690	475,190	70,525	4	155	274

年・期・月	セメント(焼成)							セメント(焼成) 計 (原油換算) Total (Crude petro- leum equivalent) kl
	石炭ークス	ークス炉 ガス	高炉ガス	転炉ガス	廃タイヤ	電力	蒸気	
	Coal coke	Coke oven gas	Blast furnace gas	Converter gas	Used tires	Electricity	Steam	
	t	1000m <sup>3</sup>	1000m <sup>3</sup>	1000m <sup>3</sup>	t	1000kWh	t	
平成16年	—	1,903	851	28,839	212,374	7,881,364	63,138	5,104,657
17	—	2,068	943	28,348	197,622	7,985,762	64,045	5,200,397
18	306	2,220	1,129	33,479	165,522	8,040,560	65,933	5,257,147
19	88	2,253	1,086	35,463	148,176	7,854,099	62,649	5,138,559
20	—	2,219	960	36,320	135,310	7,493,904	64,595	4,676,935
平成18年度	363	2,219	1,129	35,182	160,125	8,024,748	63,978	5,243,960
19	31	2,341	1,091	35,835	145,890	7,785,239	64,367	5,038,469
20年 1~3月	—	649	270	9,573	36,066	1,881,715	19,892	1,168,968
4~6	—	580	266	8,343	33,568	1,785,383	14,586	1,124,580
7~9	—	431	189	8,560	32,107	1,847,605	13,254	1,142,149
10~12	—	559	235	9,844	33,569	1,979,201	16,863	1,241,239
平成20年1月	—	215	79	3,271	10,593	561,516	6,768	332,377
2	—	210	99	2,706	12,130	625,834	6,840	389,511
3	—	224	92	3,596	13,343	694,365	6,284	447,080
4	—	178	76	2,619	11,635	581,593	5,034	372,087
5	—	217	88	2,882	9,165	568,604	4,850	359,386
6	—	185	102	2,842	12,768	635,186	4,702	393,106
7	—	179	101	2,867	11,180	611,323	4,433	376,665
8	—	136	49	3,260	10,209	620,817	4,444	383,982
9	—	116	39	2,433	10,718	615,465	4,377	381,501
10	—	169	72	3,188	11,157	669,504	4,664	426,040
11	—	227	93	3,487	10,396	653,400	5,627	407,544
12	—	163	70	3,169	12,016	656,297	6,572	407,655

年・期・月	セメント(その他用)(2) For Other							
	オイルークス	非石油系燃料 (原油換算)	石炭	石炭ークス	廃タイヤ	計 (原油換算)	石油系燃料 (原油換算)	ガソリン
	Petroleum coke	Non-oil based fuels (Crude petro- leum equivalent)	Coal	Coal coke	Used tires	Total (Crude petro- leum equivalent)	Oil based fuels (Crude petro- leum equivalent)	Gasoline
	t	kl	t	t	t	kl	kl	kl
平成16年	725,931	4,272,336	5,970,650	—	209,758	884,156	116,508	66
17	777,960	4,319,848	6,053,426	—	191,247	894,215	114,703	74
18	858,581	4,286,139	6,028,961	306	160,331	887,898	103,625	71
19	755,584	4,175,225	5,882,577	88	144,230	844,360	82,953	66
20	604,332	3,957,386	5,791,490	—	129,806	777,594	56,482	56
平成18年度	840,151	4,269,575	6,008,936	363	155,462	880,170	98,452	69
19	705,300	4,142,246	5,890,308	31	141,297	831,702	78,262	63
20年 1~3月	130,084	1,006,929	1,471,587	—	34,589	197,073	15,354	16
4~6	140,838	950,926	1,390,260	—	32,264	183,903	12,246	15
7~9	165,160	948,459	1,388,014	—	31,126	194,229	17,320	13
10~12	168,250	1,051,073	1,541,629	—	31,827	202,390	11,561	12
平成20年1月	29,881	289,709	423,060	—	10,214	58,757	4,419	4
2	50,549	332,119	485,302	—	11,468	66,059	5,579	6
3	49,654	385,101	563,225	—	12,907	72,257	5,357	6
4	52,853	310,887	453,747	—	11,145	59,952	4,012	5
5	43,835	306,200	449,685	—	8,826	58,406	3,745	5
6	44,150	333,840	486,828	—	12,293	65,545	4,488	5
7	54,213	310,695	454,034	—	10,700	65,001	6,338	4
8	57,288	318,417	466,501	—	10,050	65,191	5,792	5
9	53,659	319,346	467,479	—	10,376	64,036	5,190	4
10	46,521	367,761	539,690	—	10,913	67,292	3,186	3
11	60,120	342,307	502,720	—	9,861	67,564	4,501	5
12	61,609	341,005	499,219	—	11,053	67,535	3,874	4

重油計	A重油	B・C重油	炭化水素油	液化石油ガス	オイルコース	非石油系燃料 (原油換算)	石炭	Year, quarter and month
Heavy fuel oil Total	Heavy fuel oil A	Heavy fuel oil B・C	Hydrocarbon oil	LPG	Petroleum coke	Non-oil based fuels (Crude petro- leum equivalent)	Coal	
kl	kl	kl	kl	t	t	kl	t	
138,728	15,715	123,013	105,067	24	725,931	4,292,817	5,987,271	C. Y. 2004
136,082	15,959	120,123	106,586	24	777,960	4,342,290	6,069,922	C. Y. 2005
136,017	25,224	110,793	111,933	23	858,581	4,308,045	6,043,852	C. Y. 2006
114,978	22,340	92,638	195,477	28	755,584	4,192,068	5,890,526	C. Y. 2007
85,608	18,483	67,125	196,692	30	604,332	3,976,927	5,799,970	C. Y. 2008
133,057	24,093	108,964	129,406	24	840,151	4,290,555	6,022,372	F. Y. 2006
107,376	21,899	85,477	199,655	30	705,300	4,159,800	5,898,079	F. Y. 2007
22,605	4,765	17,840	47,547	9	130,084	1,012,229	1,473,959	Q1 2008
20,416	5,151	15,265	50,162	7	140,838	955,493	1,392,211	Q2
24,249	4,635	19,614	51,953	8	165,160	952,581	1,389,774	Q3
18,338	3,932	14,406	47,030	6	168,250	1,056,624	1,544,026	Q4
6,946	1,715	5,231	14,935	2	29,881	291,346	423,778	Jan 2008
7,972	1,658	6,314	13,844	4	50,549	333,909	486,071	Feb
7,687	1,392	6,295	18,768	3	49,654	386,974	564,110	Mar
6,019	1,695	4,324	16,259	1	52,853	312,377	454,345	Apr
6,869	1,707	5,162	14,279	4	43,835	307,632	450,271	May
7,528	1,749	5,779	19,624	2	44,150	335,484	487,595	Jun
8,289	1,363	6,926	19,541	2	54,213	312,185	454,558	Jul
8,594	1,917	6,677	16,192	3	57,288	319,759	467,131	Aug
7,366	1,355	6,011	16,220	3	53,659	320,637	468,085	Sep
5,471	1,258	4,213	17,814	2	46,521	369,264	540,447	Oct
6,654	1,089	5,565	14,537	2	60,120	344,200	503,539	Nov
6,213	1,585	4,628	14,679	2	61,609	343,160	500,040	Dec

用(1) for Sintering								Year, quarter and month
石油系燃料 (原油換算)	ガソリン	灯油	軽油	重油計	A重油	B・C重油	炭化水素油	
Oil based fuels (Crude petro- leum equivalent)	Gasoline	Kerosene	Gas oil	Heavy fuel oil Total	Heavy fuel oil A	Heavy fuel oil B・C	Hydrocarbon oil	
kl	kl	kl	kl	kl	kl	kl	kl	
832,321	—	71	—	42,075	4,633	37,442	100,874	C. Y. 2004
880,549	—	736	—	40,499	5,529	34,970	101,682	C. Y. 2005
971,008	—	711	—	50,408	14,759	35,649	106,410	C. Y. 2006
963,334	—	1,007	—	45,853	13,591	32,262	191,532	C. Y. 2007
719,548	—	1,388	—	39,181	12,459	26,722	193,777	C. Y. 2008
974,385	—	660	—	51,512	14,681	36,831	124,173	F. Y. 2006
896,224	—	1,141	—	42,172	13,486	28,686	196,006	F. Y. 2007
162,039	—	323	—	10,095	3,140	6,955	46,667	Q1 2008
173,653	—	255	—	10,287	3,425	6,862	49,607	Q2
193,690	—	433	—	9,807	3,332	6,475	51,075	Q3
190,166	—	377	—	8,992	2,562	6,430	46,428	Q4
42,667	—	149	—	3,458	1,165	2,293	14,575	Jan 2008
57,392	—	75	—	3,364	1,057	2,307	13,578	Feb
61,979	—	99	—	3,273	918	2,355	18,514	Mar
61,201	—	77	—	2,721	1,209	1,512	16,103	Apr
53,186	—	71	—	3,770	968	2,802	14,076	May
59,266	—	107	—	3,796	1,248	2,548	19,428	Jun
65,970	—	105	—	2,845	976	1,869	19,373	Jul
65,565	—	128	—	3,674	1,482	2,192	15,990	Aug
62,155	—	200	—	3,288	874	2,414	15,712	Sep
58,279	—	134	—	2,900	847	2,053	17,670	Oct
65,237	—	132	—	3,004	659	2,345	14,277	Nov
66,650	—	111	—	3,088	1,056	2,032	14,481	Dec

灯油	軽油	重油計	A重油	B・C重油	炭化水素油	液化石油ガス	オイルコース	Year, quarter and month
Kerosene	Gas oil	Heavy fuel oil Total	Heavy fuel oil A	Heavy fuel oil B・C	Hydrocarbon oil	LPG	Petroleum coke	
kl	kl	kl	kl	kl	kl	t	t	
1,306	5,830	96,653	11,082	85,571	4,193	24	—	C. Y. 2004
606	5,038	95,583	10,430	85,153	4,904	24	—	C. Y. 2005
428	4,350	85,609	10,465	75,144	5,523	23	—	C. Y. 2006
388	3,314	69,125	8,749	60,376	3,945	28	—	C. Y. 2007
389	3,118	46,427	6,024	40,403	2,915	30	—	C. Y. 2008
386	3,899	81,545	9,412	72,133	5,233	24	—	F. Y. 2006
401	3,341	65,204	8,413	56,791	3,649	30	—	F. Y. 2007
190	789	12,510	1,625	10,885	880	9	—	Q1 2008
67	736	10,129	1,726	8,403	555	7	—	Q2
38	790	14,442	1,303	13,139	878	8	—	Q3
94	803	9,346	1,370	7,976	602	6	—	Q4
55	240	3,488	550	2,938	360	2	—	Jan 2008
74	272	4,608	601	4,007	266	4	—	Feb
61	277	4,414	474	3,940	254	3	—	Mar
38	273	3,298	486	2,812	156	1	—	Apr
16	204	3,099	739	2,360	203	4	—	May
13	259	3,732	501	3,231	196	2	—	Jun
11	281	5,444	387	5,057	168	2	—	Jul
10	267	4,920	435	4,485	202	3	—	Aug
17	242	4,078	481	3,597	508	3	—	Sep
18	261	2,571	411	2,160	144	2	—	Oct
32	268	3,650	430	3,220	260	2	—	Nov
44	274	3,125	529	2,596	198	2	—	Dec

年・期・月	非石油系燃料 (原油換算)	石炭	コークス炉 ガス	高炉ガス	転炉ガス	廃タイヤ	電力	蒸気
	Non-oil based fuels (Crude petroleum equivalent)	Coal	Coke oven gas	Blast furnace gas	Converter gas	Used tires	Electricity	Steam
	kl	t	1000m <sup>3</sup>	1000m <sup>3</sup>	1000m <sup>3</sup>	t	1000kWh	t
平成16年	20,481	16,621	1,903	851	28,839	2,616	7,881,364	63,138
17	22,442	16,496	2,068	943	28,348	6,375	7,985,762	64,045
18	21,907	14,891	2,220	1,129	33,479	5,191	8,040,560	65,933
19	16,843	7,949	2,253	1,086	35,463	3,946	7,854,099	62,649
20	19,540	8,480	2,219	960	36,320	5,504	7,493,904	64,595
平成18年度	20,979	13,436	2,219	1,129	35,182	4,663	8,024,748	63,978
19	17,554	7,771	2,341	1,091	35,835	4,593	7,785,239	64,367
20年 1~3月	5,300	2,372	649	270	9,573	1,477	1,881,715	19,892
4~6	4,567	1,951	580	266	8,343	1,304	1,785,383	14,586
7~9	4,122	1,760	431	189	8,560	981	1,847,605	13,254
10~12	5,551	2,397	559	235	9,844	1,742	1,979,201	16,863
平成20年1月	1,637	718	215	79	3,271	379	561,516	6,768
2	1,790	769	210	99	2,706	662	625,834	6,840
3	1,873	885	224	92	3,596	436	694,365	6,284
4	1,490	598	178	76	2,619	490	581,593	5,034
5	1,432	586	217	88	2,882	339	568,604	4,850
6	1,644	767	185	102	2,842	475	635,186	4,702
7	1,489	524	179	101	2,867	480	611,323	4,433
8	1,342	630	136	49	3,260	159	620,817	4,444
9	1,291	606	116	39	2,433	342	615,465	4,377
10	1,503	757	169	72	3,188	244	669,504	4,664
11	1,893	819	227	93	3,487	535	653,400	5,627
12	2,155	821	163	70	3,169	963	656,297	6,572

年・期・月	非石油系燃料 (原油換算)	天然ガス	都市ガス (A)	都市ガス (B)	電力	蒸気	板ガラス(熔解窯用)(3)	
	Non-oil based fuels (Crude petroleum equivalent)	Natural gas	Town gas(A)	Town gas(B)	Electricity	Steam	計 (原油換算) Total (Crude petroleum equivalent)	石油系燃料 (原油換算) Oil based fuels (Crude petroleum equivalent)
	kl	1000m <sup>3</sup>	1000m <sup>3</sup>	1000m <sup>3</sup>	1000kWh	t	kl	kl
平成16年	2,385	—	1,977	2,217	563,097	216,201	398,568	398,568
17	2,947	—	2,452	2,739	524,567	208,660	394,598	394,526
18	10,072	—	9,189	9,361	528,687	200,023	406,281	399,923
19	3,677	—	3,182	3,418	537,515	158,310	398,442	398,442
20	15,627	—	14,150	14,714	513,066	165,684	349,484	343,750
平成18年度	9,727	—	8,859	9,041	532,463	193,955	410,130	404,248
19	4,438	—	3,883	4,146	527,446	147,449	380,753	380,753
20年 1~3月	1,700	—	1,517	1,601	122,697	41,625	86,098	86,098
4~6	1,888	—	1,639	1,778	117,746	41,766	85,460	85,460
7~9	8,609	—	7,950	8,106	141,794	38,849	89,213	83,479
10~12	3,429	—	3,044	3,229	130,829	43,444	88,713	88,713
平成20年1月	428	—	380	403	41,643	15,466	29,821	29,821
2	680	—	592	640	39,257	13,088	27,185	27,185
3	593	—	545	558	41,797	13,071	29,092	29,092
4	323	—	282	304	37,978	14,493	29,258	29,258
5	765	—	661	720	40,067	14,414	27,447	27,447
6	801	—	696	754	39,701	12,859	28,755	28,755
7	2,179	—	1,992	2,052	45,904	12,430	30,325	29,100
8	3,593	—	3,331	3,383	47,944	13,006	28,896	26,315
9	2,837	—	2,627	2,671	47,946	13,413	29,991	28,065
10	1,126	—	976	1,060	46,224	13,212	31,024	31,024
11	1,024	—	884	964	42,222	14,763	28,766	28,766
12	1,280	—	1,184	1,205	42,383	15,469	28,923	28,923

年・期・月	重油計	A重油	B・C重油	液化石油ガス	非石油系燃料 (原油換算)	天然ガス	都市ガス (A)	都市ガス (B)
	Heavy fuel oil Total	Heavy fuel oil A	Heavy fuel oil B・C	LPG	Non-oil based fuels (Crude petroleum equivalent)	Natural gas	Town gas(A)	Town gas(B)
	kl	kl	kl	t	kl	1000m <sup>3</sup>	1000m <sup>3</sup>	1000m <sup>3</sup>
平成16年	10,830	9,202	1,628	4,107	2,385	—	1,977	2,217
17	9,529	8,571	958	3,641	2,875	—	2,387	2,672
18	4,298	3,997	301	3,055	3,714	—	3,208	3,452
19	3,826	2,803	1,023	3,186	3,677	—	3,182	3,418
20	3,936	2,966	970	2,805	9,893	—	8,685	9,315
平成18年度	3,274	3,020	254	2,918	3,845	—	3,325	3,574
19	4,402	2,820	1,582	3,179	4,438	—	3,883	4,146
20年 1~3月	1,352	699	653	801	1,700	—	1,517	1,601
4~6	679	638	41	523	1,888	—	1,639	1,778
7~9	1,513	1,289	224	772	2,875	—	2,485	2,707
10~12	392	340	52	709	3,429	—	3,044	3,229
平成20年1月	97	69	28	277	428	—	380	403
2	270	258	12	276	680	—	592	640
3	985	372	613	248	593	—	545	558
4	218	218	—	169	323	—	282	304
5	180	174	6	177	765	—	661	720
6	281	246	35	177	801	—	696	754
7	473	458	15	183	954	—	824	898
8	630	490	140	284	1,011	—	870	952
9	410	341	69	305	910	—	791	857
10	92	86	6	218	1,126	—	976	1,060
11	147	117	30	251	1,024	—	884	964
12	153	137	16	240	1,280	—	1,184	1,205

板ガラス計(3~4)		Sheet glass							Year, quarter and month
計 (原油換算) Total (Crude petroleum equivalent)	石油系燃料 (原油換算) Oil based fuels (Crude petroleum equivalent)	ガソリン Gasoline	灯油 Kerosene	軽油 Gas oil	重油計 Heavy fuel oil Total	B・C重油 Heavy fuel oil B・C	液化石油ガス LPG		
kl	kl	kl	kl	kl	kl	kl	t		
486,056	415,465	35	229	52	374,549	365,165	5,276	C. Y. 2004	
476,474	409,480	32	802	47	369,206	360,635	4,705	C. Y. 2005	
482,822	408,920	33	576	40	369,173	365,176	4,239	C. Y. 2006	
472,666	407,247	31	596	31	367,509	364,706	4,280	C. Y. 2007	
427,570	352,764	28	1,294	34	319,760	316,794	4,185	C. Y. 2008	
485,520	412,031	33	598	37	372,183	369,163	4,042	F. Y. 2006	
455,156	390,873	29	1,351	32	352,537	349,717	4,266	F. Y. 2007	
105,385	89,394	7	861	9	80,541	79,842	1,076	Q1 2008	
102,768	87,039	8	199	8	79,153	78,515	902	Q2 2008	
110,637	86,153	6	108	8	78,190	76,901	1,124	Q3 2008	
108,780	90,178	7	126	9	81,876	81,536	1,083	Q4 2008	
35,685	30,314	3	25	3	27,534	27,465	365	Jan 2008	
33,085	27,849	1	25	3	25,271	25,013	365	Feb 2008	
36,616	31,231	3	811	3	27,736	27,364	346	Mar 2008	
34,673	29,816	2	117	3	27,113	26,895	275	Apr 2008	
33,412	27,924	2	62	2	25,361	25,187	317	May 2008	
34,682	29,300	4	20	3	26,679	26,433	310	Jun 2008	
37,145	29,836	1	14	3	27,217	26,759	293	Jul 2008	
36,352	27,400	3	64	3	24,821	24,331	378	Aug 2008	
37,140	28,917	2	30	2	26,152	25,811	453	Sep 2008	
37,790	31,452	2	46	3	28,590	28,504	347	Oct 2008	
35,279	29,307	3	59	3	26,580	26,463	363	Nov 2008	
35,710	29,419	2	21	3	26,706	26,569	373	Dec 2008	

for Dissolving furnaces			板ガラス(その他用)(4)			Others			Year, quarter and month
重油計 Heavy fuel oil Total	B・C重油 Heavy fuel oil B・C	液化石油ガス LPG	計 (原油換算) Total (Crude petroleum equivalent)	石油系燃料 (原油換算) Oil based fuels (Crude petroleum equivalent)	ガソリン Gasoline	灯油 Kerosene	軽油 Gas oil		
kl	kl	t	kl	kl	kl	kl	kl		
363,719	363,537	1,169	87,489	16,897	35	229	52	C. Y. 2004	
359,677	359,677	1,064	81,876	14,954	32	286	47	C. Y. 2005	
364,875	364,875	1,184	76,541	8,996	33	512	40	C. Y. 2006	
363,683	363,683	1,094	74,223	8,804	31	596	31	C. Y. 2007	
315,824	315,824	1,380	78,086	9,014	28	1,294	34	C. Y. 2008	
368,909	368,909	1,124	75,390	7,783	33	534	37	F. Y. 2006	
348,135	348,135	1,087	74,404	10,120	29	1,351	32	F. Y. 2007	
79,189	79,189	275	19,287	3,296	7	861	9	Q1 2008	
78,474	78,474	379	17,307	1,579	8	199	8	Q2 2008	
76,677	76,677	352	21,424	2,674	6	108	8	Q3 2008	
81,484	81,484	374	20,067	1,465	7	126	9	Q4 2008	
27,437	27,437	88	5,864	493	3	25	3	Jan 2008	
25,001	25,001	89	5,900	663	1	25	3	Feb 2008	
26,751	26,751	98	7,524	2,140	3	811	3	Mar 2008	
26,895	26,895	106	5,415	558	2	117	3	Apr 2008	
25,181	25,181	140	5,965	477	2	62	2	May 2008	
26,398	26,398	133	5,927	544	4	20	3	Jun 2008	
26,744	26,744	110	6,819	736	1	14	3	Jul 2008	
24,191	24,191	94	7,456	1,086	3	64	3	Aug 2008	
25,742	25,742	148	7,149	852	2	30	2	Sep 2008	
28,498	28,498	129	6,767	428	2	46	3	Oct 2008	
26,433	26,433	112	6,514	542	3	59	3	Nov 2008	
26,553	26,553	133	6,787	495	2	21	3	Dec 2008	

電力 Electricity	蒸気 Steam	石灰(5)		ガソリン Gasoline	灯油 Kerosene	軽油 Gas oil	重油計 Heavy fuel oil Total	Year, quarter and month
		計 (原油換算) Total (Crude petroleum equivalent)	石油系燃料 (原油換算) Oil based fuels (Crude petroleum equivalent)					
1000kWh	t	kl	kl	kl	kl	kl	kl	
563,097	216,201	1,073,430	389,665	74	24,464	2,460	246,547	C. Y. 2004
524,567	208,660	1,116,008	405,333	64	22,462	2,336	259,211	C. Y. 2005
528,687	200,023	1,117,953	400,910	70	22,346	2,475	245,194	C. Y. 2006
537,515	158,310	1,163,685	414,776	73	22,439	2,232	254,687	C. Y. 2007
513,066	165,684	1,130,911	413,080	59	19,930	1,968	265,668	C. Y. 2008
532,463	193,955	1,131,314	404,844	70	23,124	2,472	247,701	F. Y. 2006
527,446	147,449	1,167,789	414,107	75	22,227	2,174	256,914	F. Y. 2007
122,697	41,625	297,387	103,463	19	6,021	530	67,531	Q1 2008
117,746	41,766	282,786	101,053	12	4,959	478	65,825	Q2 2008
141,794	38,849	288,349	108,003	14	4,658	491	68,832	Q3 2008
130,829	43,444	262,388	100,562	14	4,292	469	63,480	Q4 2008
41,643	15,466	97,035	32,812	7	1,936	163	22,157	Jan 2008
39,257	13,088	96,747	33,748	6	2,098	169	21,661	Feb 2008
41,797	13,071	103,605	36,903	6	1,987	198	23,713	Mar 2008
37,978	14,493	96,330	34,633	5	1,855	159	22,989	Apr 2008
40,067	14,414	93,385	32,776	4	1,599	163	21,410	May 2008
39,701	12,859	93,071	33,644	3	1,505	156	21,426	Jun 2008
45,904	12,430	97,289	37,124	5	1,514	173	23,063	Jul 2008
47,944	13,006	95,190	34,107	4	1,484	165	22,577	Aug 2008
47,946	13,413	95,870	36,771	5	1,660	153	23,192	Sep 2008
46,224	13,212	98,699	37,400	5	1,616	163	23,050	Oct 2008
42,222	14,763	89,759	33,671	5	1,632	145	21,507	Nov 2008
42,383	15,469	73,930	29,491	4	1,044	161	18,923	Dec 2008

年・期・月	→							
	A重油	B・C重油	炭化水素油	液化石油ガス	オイルコークス	非石油系燃料 (原油換算)	石炭	石炭コークス (ピッチコークスを含む)
	Heavy fuel oil A kl	Heavy fuel oil B・C kl	Hydrocarbon oil kl	LPG t	Petroleum coke t	Non-oil based fuels (Crude petro- leum equivalent) kl	Coal t	Coal coke (including pitch coke) t
平成16年	24,717	221,830	1,106	5,246	94,512	605,313	145,650	344,561
17	23,839	235,372	2,975	5,934	95,473	631,818	178,113	339,543
18	20,872	224,322	3,605	4,943	107,553	637,510	167,016	341,571
19	19,129	235,558	6,192	2,865	111,247	668,519	177,909	360,447
20	20,259	245,409	9,985	3,084	118,018	638,586	185,223	331,988
平成18年度	21,137	226,564	4,026	4,349	108,403	646,800	169,379	347,709
19	19,227	237,687	6,662	2,924	113,216	672,841	180,735	365,982
20年1~3月	5,416	62,115	1,411	764	28,431	172,734	48,553	95,927
4~6	4,965	60,860	2,754	789	27,113	161,901	45,454	85,811
7~9	5,057	63,775	3,048	766	31,881	160,963	50,703	79,134
10~12	4,821	58,659	2,772	765	30,593	142,989	40,513	71,116
平成20年1月	1,648	20,509	344	227	8,116	57,195	17,024	30,815
2	1,992	19,669	459	256	9,639	56,065	15,602	31,504
3	1,776	21,937	608	281	10,676	59,474	15,927	33,608
4	1,809	21,180	972	274	8,469	54,955	14,423	30,968
5	1,589	19,821	880	254	8,731	53,979	15,353	28,312
6	1,567	19,859	902	261	9,913	52,967	15,678	26,531
7	1,734	21,329	948	265	12,033	53,657	16,407	26,349
8	1,610	20,967	974	253	8,829	54,696	16,769	26,111
9	1,713	21,479	1,126	248	11,019	52,610	17,527	26,674
10	1,714	21,336	1,080	265	12,108	54,716	15,503	26,984
11	1,632	19,875	894	256	9,715	49,731	14,951	24,733
12	1,475	17,448	798	244	8,770	38,542	10,059	19,399

年・期・月	蒸気	Year, quarter and month
	Steam	
	t	
平成16年	279,494	C. Y. 2004
17	279,898	C. Y. 2005
18	282,544	C. Y. 2006
19	277,209	C. Y. 2007
20	267,942	C. Y. 2008
平成18年度	276,945	F. Y. 2006
19	279,480	F. Y. 2007
20年1~3月	77,616	Q1 2008
4~6	69,091	Q2
7~9	59,011	Q3
10~12	62,224	Q4
平成20年1月	26,383	Jan 2008
2	25,111	Feb
3	26,122	Mar
4	24,038	Apr
5	23,245	May
6	21,808	Jun
7	20,871	Jul
8	18,563	Aug
9	19,577	Sep
10	20,174	Oct
11	21,401	Nov
12	20,649	Dec

コークス炉 ガス Coke oven gas	高炉ガス Blast furnace gas	転炉ガス Converter gas	電気炉ガス Electric furnace gas	天然ガス Natural gas	都市ガス (A) Town gas(A)	都市ガス (B) Town gas(B)	電力 Electricity	Year, quarter and month
1000m <sup>3</sup>	1000m <sup>3</sup>	1000m <sup>3</sup>	1000m <sup>3</sup>	1000m <sup>3</sup>	1000m <sup>3</sup>	1000m <sup>3</sup>	1000kWh	
325,388	69,277	192,090	8,341	2,196	—	—	624,790	C. Y. 2004
325,352	107,786	196,520	14,153	4,234	—	—	628,781	C. Y. 2005
330,397	136,916	211,974	21,055	4,774	794	868	633,997	C. Y. 2006
345,780	107,752	218,555	20,630	5,063	1,633	1,790	647,048	C. Y. 2007
351,802	114,041	226,910	23,498	4,670	1,591	1,743	652,778	C. Y. 2008
334,531	139,188	210,781	20,895	4,907	1,199	1,312	639,598	F. Y. 2006
349,874	97,861	225,078	20,747	5,221	1,685	1,847	653,093	F. Y. 2007
90,326	24,729	58,762	6,832	1,248	457	501	170,126	Q1 2008
88,929	25,089	59,940	5,459	1,039	386	423	161,863	Q2
90,328	33,047	57,435	4,042	1,100	360	394	164,519	Q3
82,219	31,176	50,773	7,165	1,283	388	425	156,270	Q4
30,132	8,307	19,366	2,560	342	146	160	55,953	Jan 2008
29,058	8,332	18,976	2,126	377	158	173	55,887	Feb
31,136	8,090	20,420	2,146	529	153	168	58,286	Mar
28,945	8,338	19,580	2,233	370	153	168	54,616	Apr
29,944	8,017	20,607	1,096	352	112	123	54,004	May
30,040	8,734	19,753	2,130	317	121	132	53,243	Jun
30,950	10,960	18,436	1,549	365	130	142	54,450	Jul
32,524	11,063	19,606	841	403	103	113	54,865	Aug
26,854	11,024	19,393	1,652	332	127	139	55,204	Sep
32,194	11,207	19,939	2,585	295	133	146	55,778	Oct
27,306	10,278	17,867	2,461	579	130	142	52,443	Nov
22,719	9,691	12,967	2,119	409	125	137	48,049	Dec

⑤ 窯業・土石製品

一次投入燃料換算表

年・期・月	窯業・土石製品工業 Ceramics, clay and stone products							
	計 (原油換算) (Crude petroleum equivalent)	石油系燃料 (原油換算) (Crude petroleum equivalent)	ガソリン Gasoline	灯油 Kerosene	軽油 Gas oil	重油計 Heavy fuel oil Total	A重油 Heavy fuel oil A	B・C重油 Heavy fuel oil B・C
	kl	kl	kl	kl	kl	kl	kl	kl
平成16年	10,895,828	2,761,787	313	64,828	15,691	1,197,386	80,012	1,117,375
17	11,041,705	2,825,467	301	59,918	14,734	1,225,063	81,423	1,143,639
18	11,127,471	2,841,955	295	49,704	13,951	1,164,258	80,834	1,083,424
19	11,036,958	2,707,673	282	45,315	12,778	1,071,816	75,655	996,161
20	10,277,470	2,182,547	251	45,125	11,875	947,703	70,967	876,736
平成18年度	11,131,728	2,829,276	286	47,063	13,863	1,157,446	78,818	1,078,628
19	10,888,372	2,594,233	278	47,043	12,548	1,047,637	77,796	969,842
20年1~3月	2,607,772	560,306	67	13,540	2,955	255,891	21,559	234,332
4~6	2,519,810	537,286	61	11,342	2,940	237,230	18,141	219,089
7~9	2,566,204	551,119	60	10,432	3,011	231,706	16,956	214,750
10~12	2,583,685	533,836	63	9,810	2,969	222,876	14,310	208,565
平成20年1月	806,181	172,790	23	4,163	935	84,942	6,366	78,577
2	853,179	186,222	20	4,476	975	81,739	7,463	74,276
3	948,412	201,294	24	4,901	1,045	89,210	7,731	81,479
4	840,300	178,379	21	3,905	997	77,115	6,340	70,775
5	814,818	173,620	19	3,901	947	79,516	5,927	73,589
6	864,693	185,288	21	3,536	996	80,599	5,874	74,725
7	857,129	191,764	20	3,769	1,044	78,680	5,575	73,105
8	874,110	182,622	20	3,047	998	76,641	5,953	70,688
9	834,965	176,732	20	3,616	969	76,385	5,428	70,957
10	863,484	173,328	21	3,346	944	73,359	5,137	68,223
11	865,089	184,713	23	3,554	1,033	78,000	4,456	73,545
12	855,112	175,795	19	2,910	992	71,516	4,718	66,798

年・期・月	高炉ガス	転炉ガス	電気炉ガス	天然ガス	液化天然ガス	都市ガス(A)	都市ガス(B)	廃タイヤ
	Blast furnace gas	Converter gas	Electric furnace gas	Natural gas	LNG	Town gas(A)	Town gas(B)	Used tires
	1000m <sup>3</sup>	1000m <sup>3</sup>	1000m <sup>3</sup>	1000m <sup>3</sup>	t	1000m <sup>3</sup>	1000m <sup>3</sup>	t
平成16年	70,299	224,580	11,050	2,196	-	23,119	24,218	212,374
17	108,922	234,992	15,546	4,234	-	24,837	27,820	197,622
18	138,257	264,635	22,098	31,249	-	35,058	37,390	165,522
19	109,032	274,784	21,645	45,998	-	30,770	33,207	148,176
20	115,180	269,532	24,603	53,756	-	41,839	44,434	135,310
平成18年度	140,528	266,660	21,937	42,924	-	35,390	37,712	160,125
19	99,149	277,100	21,722	48,101	-	31,780	34,241	145,890
20年1~3月	25,032	69,961	7,167	14,735	-	8,437	9,032	36,066
4~6	25,403	69,058	5,706	11,467	-	8,773	9,438	33,568
7~9	33,281	68,370	4,195	13,714	-	14,587	15,248	32,107
10~12	31,464	62,143	7,535	13,840	-	10,042	10,717	33,569
平成20年1月	8,399	23,288	2,705	4,942	-	2,328	2,488	10,593
2	8,439	22,011	2,214	5,069	-	3,050	3,283	12,130
3	8,194	24,662	2,248	4,724	-	3,059	3,261	13,343
4	8,430	22,628	2,342	4,089	-	2,688	2,887	11,635
5	8,119	23,769	1,135	3,298	-	3,002	3,231	9,165
6	8,854	22,661	2,229	4,080	-	3,083	3,320	12,768
7	11,073	23,505	1,597	4,705	-	4,509	4,763	11,180
8	11,130	22,974	880	4,661	-	5,054	5,236	10,209
9	11,078	21,891	1,718	4,348	-	5,024	5,248	10,718
10	11,305	23,233	2,736	4,327	-	3,479	3,745	11,157
11	10,387	21,701	2,577	4,782	-	3,233	3,476	10,396
12	9,772	17,209	2,222	4,731	-	3,330	3,496	12,016

年・期・月	A重油	B・C重油	炭化水素油	液化石油ガス	オイルコークス	非石油系燃料 (原油換算) (Crude petroleum equivalent)	石炭	石炭コークス (ピッチコークスを含む) Coal coke (including pitch coke)
	Heavy fuel oil A	Heavy fuel oil B・C	Hydrocarbon oil	LPG	Petroleum coke	Non-oil based fuels	Coal	Coal coke
	kl	kl	kl	t	t	kl	t	t
平成16年	63,282	765,104	106,173	10,546	1,083,066	5,762,650	7,365,427	344,561
17	60,811	770,949	109,561	10,663	1,129,101	5,803,226	7,428,453	339,543
18	61,601	743,977	115,539	9,205	1,224,767	5,793,664	7,404,192	341,877
19	55,319	726,581	201,669	7,173	1,107,824	5,738,811	7,312,932	360,535
20	52,939	651,634	206,677	7,299	945,557	5,490,690	7,267,447	331,988
平成18年度	59,306	747,417	133,433	8,415	1,201,944	5,786,447	7,385,704	348,072
19	55,519	704,844	206,317	7,220	1,053,298	5,718,574	7,347,565	366,013
20年1~3月	14,396	166,322	48,958	1,849	214,539	1,393,324	1,830,551	95,927
4~6	13,687	160,573	52,916	1,698	212,915	1,324,873	1,744,737	85,811
7~9	13,283	166,099	55,001	1,898	256,240	1,342,373	1,768,961	79,134
10~12	11,573	158,641	49,802	1,854	261,864	1,430,120	1,923,197	71,116
平成20年1月	4,560	55,332	15,279	594	55,791	412,280	535,142	30,815
2	5,041	53,193	14,303	625	79,524	459,237	603,894	31,504
3	4,794	57,797	19,376	630	79,223	521,807	691,515	33,608
4	4,822	54,703	17,231	550	77,032	428,717	559,937	30,968
5	4,431	52,094	15,159	575	63,675	428,886	564,968	28,312
6	4,434	53,776	20,526	573	72,207	467,269	619,833	26,531
7	4,364	56,431	20,489	560	88,874	433,928	569,255	26,349
8	4,765	54,440	17,166	634	85,993	457,192	602,082	26,111
9	4,154	55,227	17,346	704	81,373	451,253	597,624	26,674
10	3,906	55,256	18,894	614	79,456	505,247	675,614	26,984
11	3,633	53,327	15,431	621	90,987	470,188	630,686	24,733
12	4,033	50,057	15,477	619	91,420	454,685	616,897	19,399

炭化水素油 Hydrocarbon oil	液化石油ガス LPG	石油系 炭化水素ガス Hydrocarbon gas	オイルコークス Petroleum coke	非石油系燃料 (原油換算) Non-oil based fuels (Crude petro- leum equivalent)	石炭 Coal	石炭コークス (ピッチコークスを含む) Coal coke (including pitch coke)	コークス炉 ガス Coke oven gas	Year, quarter and month
kl	t	1000m <sup>3</sup>	t	kl	t	t	1000m <sup>3</sup>	
106,801	48,370	—	1,289,497	7,569,346	9,882,624	385,770	327,696	C. Y. 2004
113,276	49,369	—	1,322,619	7,636,716	9,978,699	380,260	327,869	C. Y. 2005
119,140	45,475	—	1,421,491	7,677,258	9,968,824	395,875	333,061	C. Y. 2006
206,411	39,153	—	1,297,791	7,715,874	9,980,600	421,994	348,466	C. Y. 2007
211,499	37,575	—	1,072,624	7,512,818	10,123,522	393,509	354,454	C. Y. 2008
137,526	42,546	—	1,401,137	7,686,488	9,952,883	405,446	337,193	F. Y. 2006
210,733	40,041	—	1,244,608	7,682,833	10,024,283	430,005	352,667	F. Y. 2007
49,821	10,317	—	260,873	1,892,425	2,529,928	114,038	91,062	Q1 2008
54,300	10,152	—	253,637	1,834,730	2,471,265	98,129	89,620	Q2
56,384	9,322	—	278,688	1,878,415	2,525,934	96,872	90,860	Q3
50,994	7,784	—	279,425	1,907,248	2,596,395	84,470	82,912	Q4
15,366	3,453	—	71,492	583,039	774,079	37,839	30,385	Jan 2008
14,534	3,530	—	94,074	617,112	824,860	36,555	29,287	Feb
19,921	3,334	—	95,307	692,275	930,989	39,644	31,390	Mar
17,747	3,089	—	87,216	613,807	823,240	36,060	29,163	Apr
15,645	3,523	—	79,931	592,960	799,829	31,875	30,197	May
20,908	3,540	—	86,490	627,964	848,197	30,194	30,260	Jun
20,953	3,279	—	97,568	618,471	825,484	35,446	31,152	Jul
17,661	3,262	—	94,216	646,800	873,383	30,603	32,701	Aug
17,770	2,781	—	86,904	613,144	827,066	30,823	27,007	Sep
19,378	2,292	—	85,649	642,068	866,403	31,556	32,428	Oct
15,852	3,150	—	96,931	632,949	860,973	28,934	27,574	Nov
15,764	2,342	—	96,844	632,231	869,019	23,980	22,910	Dec

電力 Electricity	蒸気 Steam	窯業土石製品小計(1~5) Ceramics, clay and stone						Year, quarter and month
		計 (原油換算) Total (Crude petro- leum equivalent)	石油系燃料 (原油換算) Oil based fuels (Crude petro- leum equivalent)	ガソリン Gasoline	灯油 Kerosene	軽油 Gas oil	重油計 Heavy fuel oil Total	
		kl	kl	kl	kl	kl	kl	
5,837,981	207,338	8,227,338	2,075,669	175	29,182	8,387	828,386	C. Y. 2004
6,033,678	155,702	8,327,623	2,123,799	170	27,438	7,592	831,760	C. Y. 2005
6,370,434	112,845	8,402,970	2,187,993	174	27,217	6,865	805,578	C. Y. 2006
6,413,325	128,729	8,303,009	2,143,683	170	27,252	5,577	781,900	C. Y. 2007
6,161,444	129,453	7,638,468	1,752,117	143	25,418	5,120	704,573	C. Y. 2008
6,450,158	115,599	8,401,375	2,186,607	172	27,676	6,408	806,724	F. Y. 2006
6,413,003	128,081	8,170,311	2,038,756	167	28,026	5,547	760,363	F. Y. 2007
1,638,925	37,367	1,920,156	424,904	42	8,189	1,328	180,718	Q1 2008
1,565,850	30,855	1,841,415	418,770	35	6,167	1,222	174,260	Q2
1,447,834	28,763	1,896,092	459,944	33	5,685	1,289	179,382	Q3
1,508,835	32,468	1,980,806	448,499	33	5,377	1,281	170,213	Q4
531,631	13,003	571,979	127,656	14	2,433	406	59,892	Jan 2008
526,662	12,341	635,525	143,304	13	2,560	444	58,234	Feb
580,632	12,023	712,651	153,944	15	3,196	478	62,592	Mar
508,721	11,441	606,103	145,594	12	2,286	435	59,525	Apr
511,505	9,495	590,135	129,463	11	1,953	369	56,525	May
545,624	9,919	645,178	143,713	12	1,928	418	58,211	Jun
496,860	9,751	624,318	159,264	10	1,813	457	60,796	Jul
473,369	9,456	639,599	151,791	12	1,839	435	59,205	Aug
477,605	9,556	632,174	148,890	11	2,033	397	59,381	Sep
510,785	8,293	688,469	148,688	10	1,940	427	59,163	Oct
501,321	11,468	655,510	151,532	13	1,992	416	56,960	Nov
496,729	12,707	636,827	148,279	10	1,445	438	54,090	Dec

コークス炉 ガス Coke oven gas	高炉ガス Blast furnace gas	転炉ガス Converter gas	電気炉ガス Electric furnace gas	天然ガス Natural gas	液化天然ガス LNG	都市ガス (A) Town gas(A)	都市ガス (B) Town gas(B)	Year, quarter and month
1000m <sup>3</sup>	1000m <sup>3</sup>	1000m <sup>3</sup>	1000m <sup>3</sup>	1000m <sup>3</sup>	t	1000m <sup>3</sup>	1000m <sup>3</sup>	
327,291	70,128	220,929	8,341	2,196	—	5,212	5,839	C. Y. 2004
327,420	108,729	224,868	14,153	4,234	—	5,938	6,647	C. Y. 2005
332,617	138,045	245,453	21,055	7,280	—	13,703	14,319	C. Y. 2006
348,033	108,838	254,018	20,630	8,612	—	8,347	9,074	C. Y. 2007
354,021	115,001	263,230	23,498	8,546	—	18,898	19,913	C. Y. 2008
336,750	140,317	245,963	20,895	8,315	—	13,728	14,373	F. Y. 2006
352,215	98,952	260,913	20,747	8,797	—	9,040	9,793	F. Y. 2007
90,975	24,999	68,335	6,832	2,176	—	2,880	3,095	Q1 2008
89,509	25,355	68,283	5,459	1,751	—	2,772	3,019	Q2
90,759	33,236	65,995	4,042	2,152	—	9,083	9,345	Q3
82,778	31,411	60,617	7,165	2,467	—	4,163	4,455	Q4
30,347	8,386	22,637	2,560	598	—	848	915	Jan 2008
29,268	8,431	21,682	2,126	684	—	1,055	1,147	Feb
31,360	8,182	24,016	2,146	894	—	977	1,032	Mar
29,123	8,414	22,199	2,233	576	—	682	742	Apr
30,161	8,105	23,489	1,096	569	—	1,026	1,120	May
30,225	8,836	22,595	2,130	605	—	1,064	1,157	Jun
31,129	11,061	21,303	1,549	656	—	2,386	2,483	Jul
32,660	11,112	22,866	841	729	—	3,689	3,774	Aug
26,970	11,063	21,826	1,652	767	—	3,008	3,087	Sep
32,363	11,279	23,127	2,585	631	—	1,364	1,485	Oct
27,533	10,371	21,354	2,461	978	—	1,252	1,368	Nov
22,882	9,761	16,136	2,119	858	—	1,547	1,602	Dec

年・期・月	セメント計(1~2) Cement							
	廃タイヤ	電力	蒸気	計 (原油換算)	石油系燃料 (原油換算)	ガソリン	灯油	軽油
	Used tires	Electricity	Steam	Total (Crude petrol- eum equivalent)	Oil based fuels (Crude petrol- eum equivalent)	Gasoline	Kerosene	Gas oil
	t	1000kWh	t	kl	kl	kl	kl	kl
平成16年	212,374	4,065,431	84,116	6,666,268	1,223,939	66	1,644	5,830
17	197,622	4,203,605	63,508	6,733,933	1,265,198	74	1,478	5,038
18	165,522	4,425,625	60,514	6,802,753	1,344,160	71	1,270	4,350
19	148,176	4,402,319	80,508	6,666,297	1,292,807	66	1,509	3,314
20	135,310	4,191,345	83,470	6,085,362	964,312	56	1,896	3,118
平成18年度	160,125	4,496,810	64,805	6,785,017	1,337,752	69	1,153	3,899
19	145,890	4,337,190	79,623	6,546,490	1,205,306	63	1,647	3,341
20年1~3月	36,066	1,078,373	23,354	1,517,597	224,982	16	557	789
4~6	33,568	1,036,527	19,554	1,456,964	224,892	15	332	736
7~9	32,107	994,580	18,163	1,499,320	261,203	13	510	790
10~12	33,569	1,081,865	22,399	1,611,481	253,234	12	497	803
平成20年1月	10,593	338,261	8,339	439,399	62,209	4	226	240
2	12,130	348,780	7,820	505,682	79,366	6	169	272
3	13,343	391,332	7,196	572,515	83,406	6	162	277
4	11,635	336,291	7,360	475,322	78,942	5	115	273
5	9,165	337,234	6,002	463,573	66,702	5	93	204
6	12,768	363,002	6,192	518,069	79,248	5	124	259
7	11,180	330,148	6,010	490,700	90,773	4	135	281
8	10,209	324,704	5,950	508,785	88,746	5	153	267
9	10,718	339,729	6,202	499,836	81,685	4	222	242
10	11,157	366,544	6,313	552,460	78,348	3	161	261
11	10,396	357,728	7,423	531,223	87,108	5	164	268
12	12,016	357,593	8,663	527,798	87,778	4	172	274

年・期・月	石炭コークス	コークス炉ガス	高炉ガス	転炉ガス	液化天然ガス	廃タイヤ	電力	蒸気
	Coal coke	Coke oven gas	Blast furnace gas	Converter gas	LNG	Used tires	Electricity	Steam
	t	1000m <sup>3</sup>	1000m <sup>3</sup>	1000m <sup>3</sup>	t	t	1000kWh	t
平成16年	—	1,903	851	28,839	—	212,374	3,098,955	20,252
17	—	2,068	943	28,348	—	197,622	3,238,225	19,525
18	306	2,220	1,129	33,479	—	165,522	3,372,355	17,724
19	88	2,253	1,086	35,463	—	148,176	3,310,676	18,381
20	—	2,219	960	36,320	—	135,310	3,108,360	20,271
平成18年度	363	2,219	1,129	35,182	—	160,125	3,423,716	16,946
19	31	2,341	1,091	35,835	—	145,890	3,246,367	18,657
20年1~3月	—	649	270	9,573	—	36,066	805,799	6,029
4~6	—	580	266	8,343	—	33,568	775,430	4,720
7~9	—	431	189	8,560	—	32,107	714,724	3,897
10~12	—	559	235	9,844	—	33,569	812,407	5,625
平成20年1月	—	215	79	3,271	—	10,593	246,820	2,259
2	—	210	99	2,706	—	12,130	260,402	2,151
3	—	224	92	3,596	—	13,343	298,577	1,620
4	—	178	76	2,619	—	11,635	250,295	2,090
5	—	217	88	2,882	—	9,165	248,700	1,272
6	—	185	102	2,842	—	12,768	276,435	1,358
7	—	179	101	2,867	—	11,180	238,891	1,291
8	—	136	49	3,260	—	10,209	231,403	1,292
9	—	116	39	2,433	—	10,718	244,430	1,313
10	—	169	72	3,188	—	11,157	269,823	1,438
11	—	227	93	3,487	—	10,396	268,819	1,971
12	—	163	70	3,169	—	12,016	273,764	2,216

年・期・月	セメント(その他用)(2)					
	炭化水素油	オイルコークス	非石油系燃料 (原油換算)	石炭	石炭コークス	廃タイヤ
	Hydrocarbon oil	Petroleum coke	Non-oil based fuels (Crude petrol- eum equivalent)	Coal	Coal coke	Used tires
	kl	t	kl	t	t	t
平成16年	100,874	725,931	4,272,336	5,970,650	—	209,758
17	101,682	777,960	4,319,848	6,053,426	—	191,247
18	106,410	858,581	4,286,139	6,028,961	306	160,331
19	191,532	755,584	4,175,225	5,882,577	88	144,230
20	193,777	604,332	3,957,386	5,791,490	—	129,806
平成18年度	124,173	840,151	4,269,575	6,008,936	363	155,462
19	196,006	705,300	4,142,246	5,890,308	31	141,297
20年1~3月	46,667	130,084	1,006,929	1,471,587	—	34,589
4~6	49,607	140,838	950,926	1,390,260	—	32,264
7~9	51,075	165,160	948,459	1,388,014	—	31,126
10~12	46,428	168,250	1,051,073	1,541,629	—	31,827
平成20年1月	14,575	29,881	289,709	423,060	—	10,214
2	13,578	50,549	332,119	485,302	—	11,468
3	18,514	49,654	385,101	563,225	—	12,907
4	16,103	52,853	310,887	453,747	—	11,145
5	14,076	43,835	306,200	449,685	—	8,826
6	19,428	44,150	333,840	486,828	—	12,293
7	19,373	54,213	310,695	454,034	—	10,700
8	15,990	57,288	318,417	466,501	—	10,050
9	15,712	53,659	319,346	467,479	—	10,376
10	17,670	46,521	367,761	539,690	—	10,913
11	14,277	60,120	342,307	502,720	—	9,861
12	14,481	61,609	341,005	499,219	—	11,053

重油計 Heavy fuel oil Total kl	A重油 Heavy fuel oil A kl	B・C重油 Heavy fuel oil B・C kl	炭化水素油 Hydrocarbon oil kl	液化石油ガス LPG t	オイルコークス Petroleum coke t	非石油系燃料 (原油換算) Non-oil based fuels (Crude petroleum equivalent) kl	石炭 Coal t	Year, quarter and month
167,471	16,293	151,178	105,067	24	987,231	5,148,863	7,216,630	C. Y. 2004
166,048	16,626	149,422	106,586	24	1,032,430	5,162,194	7,247,378	C. Y. 2005
163,202	26,154	137,048	111,933	23	1,115,882	5,139,539	7,234,257	C. Y. 2006
136,051	23,650	112,401	195,477	28	995,403	5,060,202	7,132,004	C. Y. 2007
101,126	20,228	80,898	196,692	30	826,298	4,830,500	7,079,042	C. Y. 2008
160,483	24,944	135,539	129,406	24	1,092,241	5,123,424	7,213,429	F. Y. 2006
127,625	23,656	103,969	199,655	30	938,836	5,034,924	7,163,732	F. Y. 2007
26,862	5,450	21,412	47,547	9	185,723	1,217,241	1,781,186	Q1 2008
24,526	5,655	18,871	50,162	7	185,583	1,159,613	1,698,446	Q2
28,550	4,867	23,683	51,953	8	224,072	1,171,362	1,717,512	Q3
21,188	4,256	16,932	47,030	6	230,921	1,282,285	1,881,898	Q4
8,295	1,910	6,385	14,935	2	47,555	354,074	517,833	Jan 2008
9,422	1,869	7,553	13,844	4	69,732	401,944	588,029	Feb
9,145	1,670	7,474	18,768	3	68,435	461,222	675,323	Mar
7,577	1,926	5,651	16,259	1	68,461	372,952	545,238	Apr
7,989	1,848	6,141	14,279	4	54,917	373,648	549,333	May
8,960	1,881	7,078	19,624	2	62,205	413,012	603,875	Jun
9,200	1,419	7,781	19,541	2	76,817	377,616	552,617	Jul
10,549	2,020	8,529	16,192	3	77,046	398,424	585,061	Aug
8,802	1,428	7,374	16,220	3	70,209	395,323	579,834	Sep
6,293	1,403	4,890	17,814	2	67,222	448,913	659,835	Oct
7,686	1,179	6,507	14,537	2	81,165	418,972	615,481	Nov
7,208	1,673	5,535	14,679	2	82,533	414,401	606,582	Dec

セメント(焼成用)(1) 計 (原油換算) Total (Crude petroleum equivalent) kl		for Sintering							Year, quarter and month
石油系燃料 (原油換算) Oil based fuels (Crude petroleum equivalent) kl	ガソリン Gasoline kl	灯油 Kerosene kl	軽油 Gas oil kl	重油計 Heavy fuel oil Total kl	A重油 Heavy fuel oil A kl	B・C重油 Heavy fuel oil B・C kl			
5,104,657	832,321	—	71	—	42,075	4,633	37,442	C. Y. 2004	
5,200,397	880,549	—	736	—	40,499	5,529	34,970	C. Y. 2005	
5,257,147	971,008	—	711	—	50,408	14,759	35,649	C. Y. 2006	
5,138,559	963,334	—	1,007	—	45,853	13,591	32,262	C. Y. 2007	
4,676,935	719,548	—	1,388	—	39,181	12,459	26,722	C. Y. 2008	
5,243,960	974,385	—	660	—	51,512	14,681	36,831	F. Y. 2006	
5,038,469	896,224	—	1,141	—	42,172	13,486	28,686	F. Y. 2007	
1,168,968	162,039	—	323	—	10,095	3,140	6,955	Q1 2008	
1,124,580	173,653	—	255	—	10,287	3,425	6,862	Q2	
1,142,149	193,690	—	433	—	9,807	3,332	6,475	Q3	
1,241,239	190,166	—	377	—	8,992	2,562	6,430	Q4	
332,377	42,667	—	149	—	3,458	1,165	2,293	Jan 2008	
389,511	57,392	—	75	—	3,364	1,057	2,307	Feb	
447,080	61,979	—	99	—	3,273	918	2,355	Mar	
372,087	61,201	—	77	—	2,721	1,209	1,512	Apr	
359,386	53,186	—	71	—	3,770	968	2,802	May	
393,106	59,266	—	107	—	3,796	1,248	2,548	Jun	
376,665	65,970	—	105	—	2,845	976	1,869	Jul	
383,982	65,565	—	128	—	3,674	1,482	2,192	Aug	
381,501	62,155	—	200	—	3,288	874	2,414	Sep	
426,040	58,279	—	134	—	2,900	847	2,053	Oct	
407,544	65,237	—	132	—	3,004	659	2,345	Nov	
407,655	66,650	—	111	—	3,088	1,056	2,032	Dec	

for Others								Year, quarter and month
ガソリン Gasoline kl	灯油 Kerosene kl	軽油 Gas oil kl	重油計 Heavy fuel oil Total kl	A重油 Heavy fuel oil A kl	B・C重油 Heavy fuel oil B・C kl	炭化水素油 Hydrocarbon oil kl	液化石油ガス LPG t	
66	1,573	5,830	125,396	11,660	113,736	4,193	24	C. Y. 2004
74	742	5,038	125,549	11,097	114,452	4,904	24	C. Y. 2005
71	559	4,350	112,794	11,395	101,399	5,523	23	C. Y. 2006
66	502	3,314	90,198	10,059	80,139	3,945	28	C. Y. 2007
56	508	3,118	61,945	7,769	54,176	2,915	30	C. Y. 2008
69	493	3,899	108,971	10,263	98,708	5,233	24	F. Y. 2006
63	506	3,341	85,453	10,170	75,283	3,649	30	F. Y. 2007
16	234	789	16,767	2,310	14,457	880	9	Q1 2008
15	77	736	14,239	2,230	12,009	555	7	Q2
13	77	790	18,743	1,535	17,208	878	8	Q3
12	120	803	12,196	1,694	10,502	602	6	Q4
4	77	240	4,837	745	4,092	360	2	Jan 2008
6	94	272	6,058	812	5,246	266	4	Feb
6	63	277	5,872	752	5,119	254	3	Mar
5	38	273	4,856	717	4,139	156	1	Apr
5	22	204	4,219	880	3,339	203	4	May
5	17	259	5,164	633	4,530	196	2	Jun
4	30	281	6,355	443	5,912	168	2	Jul
5	25	267	6,875	538	6,337	202	3	Aug
4	22	242	5,514	554	4,960	508	3	Sep
3	27	261	3,393	556	2,837	144	2	Oct
5	32	268	4,682	520	4,162	260	2	Nov
4	61	274	4,120	617	3,503	198	2	Dec

年・期・月	オイルコークス	非石油系燃料 (原油換算)	石炭	コークス炉 ガス	高炉ガス	転炉ガス	液化天然ガス	廃タイヤ
	Petroleum coke	Non-oil based fuels (Crude petroleum equivalent)	Coal	Coke oven gas	Blast furnace gas	Converter gas	LNG	Used tires
	t	kl	t	1000m <sup>3</sup>	1000m <sup>3</sup>	1000m <sup>3</sup>	t	t
平成16年	261,300	876,527	1,245,980	1,903	851	28,839	—	2,616
17	254,470	842,346	1,193,952	2,068	943	28,348	—	6,375
18	257,301	853,400	1,205,296	2,220	1,129	33,479	—	5,191
19	239,819	884,977	1,249,427	2,253	1,086	35,463	—	3,946
20	221,966	873,114	1,287,552	2,219	960	36,320	—	5,504
平成18年度	252,090	853,849	1,204,493	2,219	1,129	35,182	—	4,663
19	233,536	892,678	1,273,424	2,341	1,091	35,835	—	4,593
20年1～3月	55,639	210,312	309,599	649	270	9,573	—	1,477
4～6	44,745	208,686	308,186	580	266	8,343	—	1,304
7～9	58,912	222,903	329,498	431	189	8,560	—	981
10～12	62,671	231,212	340,269	559	235	9,844	—	1,742
平成20年1月	17,674	64,365	94,773	215	79	3,271	—	379
2	19,183	69,825	102,727	210	99	2,706	—	662
3	18,781	76,122	112,098	224	92	3,596	—	436
4	15,608	62,066	91,491	178	76	2,619	—	490
5	11,082	67,448	99,648	217	88	2,882	—	339
6	18,055	79,172	117,047	185	102	2,842	—	475
7	22,604	66,920	98,583	179	101	2,867	—	480
8	19,758	80,007	118,560	136	49	3,260	—	159
9	16,550	75,977	112,355	116	39	2,433	—	342
10	20,701	81,152	120,145	169	72	3,188	—	244
11	21,045	76,664	112,761	227	93	3,487	—	535
12	20,924	73,396	107,363	163	70	3,169	—	963

年・期・月	A重油	B・C重油	液化石油ガス	非石油系燃料 (原油換算)	天然ガス	都市ガス (A)	都市ガス (B)	電力
	Heavy fuel oil A	Heavy fuel oil B・C	LPG	Non-oil based fuels (Crude petroleum equivalent)	Natural gas	Town gas(A)	Town gas(B)	Electricity
	kl	kl	t	kl	1000m <sup>3</sup>	1000m <sup>3</sup>	1000m <sup>3</sup>	1000kWh
平成16年	9,510	381,151	5,276	6,283	—	5,212	5,839	414,193
17	8,762	375,194	4,705	7,151	—	5,938	6,647	395,626
18	4,090	376,089	4,239	14,471	—	12,909	13,450	446,910
19	2,896	375,066	4,280	7,839	—	6,714	7,286	462,900
20	3,002	321,700	4,185	19,298	—	17,307	18,171	448,546
平成18年度	3,162	380,270	4,042	14,052	—	12,529	13,060	455,910
19	2,854	359,160	4,266	8,516	—	7,355	7,948	456,539
20年1～3月	703	81,730	1,076	2,755	—	2,423	2,594	107,625
4～6	640	79,889	902	2,758	—	2,386	2,597	103,488
7～9	1,304	77,848	1,124	9,506	—	8,723	8,950	119,753
10～12	355	82,233	1,083	4,280	—	3,775	4,030	117,680
平成20年1月	71	28,075	365	802	—	702	756	37,179
2	259	25,630	365	1,035	—	897	974	34,261
3	373	28,025	346	918	—	824	864	36,185
4	220	27,535	275	610	—	529	575	32,954
5	174	25,806	317	1,059	—	914	997	35,776
6	246	26,547	310	1,088	—	943	1,025	34,758
7	463	27,038	293	2,486	—	2,256	2,341	37,902
8	496	24,666	378	3,889	—	3,586	3,662	40,091
9	345	26,144	453	3,131	—	2,881	2,948	41,761
10	90	28,768	347	1,423	—	1,231	1,340	42,424
11	120	26,707	363	1,301	—	1,122	1,225	37,975
12	145	26,759	373	1,556	—	1,422	1,465	37,281

年・期・月	for Others							
	ガソリン	灯油	軽油	重油計	A重油	B・C重油	液化石油ガス	非石油系燃料 (原油換算)
	Gasoline	Kerosene	Gas oil	Heavy fuel oil Total	Heavy fuel oil A	Heavy fuel oil B・C	LPG	Non-oil based fuels (Crude petroleum equivalent)
kl	kl	kl	kl	kl	kl	kl	t	kl
平成16年	35	597	52	26,942	9,328	17,614	4,107	6,283
17	32	715	47	24,279	8,762	15,517	3,641	7,079
18	33	918	40	15,305	4,090	11,214	3,055	8,114
19	31	1,016	31	14,279	2,896	11,383	3,186	7,839
20	28	1,640	34	8,878	3,002	5,876	2,805	13,565
平成18年度	33	843	37	14,523	3,162	11,361	2,918	8,170
19	29	1,865	32	13,879	2,854	11,025	3,179	8,516
20年1～3月	7	1,000	9	3,244	703	2,541	801	2,755
4～6	8	295	8	2,055	640	1,415	523	2,758
7～9	6	108	8	2,475	1,304	1,171	772	3,772
10～12	7	237	9	1,104	355	749	709	4,280
平成20年1月	3	80	3	709	71	638	277	802
2	1	87	3	888	259	629	276	1,035
3	3	833	3	1,647	373	1,274	248	918
4	2	118	3	860	220	640	169	610
5	2	62	2	799	174	625	177	1,059
6	4	115	3	395	246	149	177	1,088
7	1	14	3	757	463	294	183	1,260
8	3	64	3	971	496	475	284	1,307
9	2	30	2	747	345	402	305	1,205
10	2	46	3	360	90	270	218	1,423
11	3	60	3	394	120	274	251	1,301
12	2	131	3	351	145	206	240	1,556

電力 Electricity	蒸気 Steam	板ガラス計(3~4) Sheet glass						Year, quarter and month
		計 (原油換算) Total (Crude petro- leum equivalent)	石油系燃料 (原油換算) Oil based fuels (Crude petro- leum equivalent)	ガソリン Gasoline	灯油 Kerosene	軽油 Gas oil	重油計 Heavy fuel oil Total	
		kl	kl	kl	kl	kl	kl	
3,098,955	20,252	481,567	433,397	35	597	52	390,661	C. Y. 2004
3,238,225	19,525	472,076	425,981	32	1,231	47	383,956	C. Y. 2005
3,372,355	17,724	479,664	421,318	33	982	40	380,180	C. Y. 2006
3,310,676	18,381	472,243	419,055	31	1,016	31	377,962	C. Y. 2007
3,108,360	20,271	421,136	358,440	28	1,640	34	324,702	C. Y. 2008
3,423,716	16,946	483,344	424,598	33	907	37	383,432	F. Y. 2006
3,246,367	18,657	454,721	401,691	29	1,865	32	362,014	F. Y. 2007
805,799	6,029	104,808	91,574	7	1,000	9	82,433	Q1 2008
775,430	4,720	101,381	88,620	8	295	8	80,529	Q2
714,724	3,897	108,184	87,194	6	108	8	79,152	Q3
812,407	5,625	106,764	91,053	7	237	9	82,588	Q4
246,820	2,259	35,463	31,028	3	80	3	28,146	Jan 2008
260,402	2,151	32,943	28,577	1	87	3	25,889	Feb
298,577	1,620	36,402	31,969	3	833	3	28,398	Mar
250,295	2,090	34,318	30,512	2	118	3	27,755	Apr
248,700	1,272	33,102	28,595	2	62	2	25,980	May
276,435	1,358	33,961	29,514	4	115	3	26,793	Jun
238,891	1,291	36,263	30,143	1	14	3	27,501	Jul
231,403	1,292	35,500	27,770	3	64	3	25,162	Aug
244,430	1,313	36,421	29,281	2	30	2	26,489	Sep
269,823	1,438	37,234	31,741	2	46	3	28,858	Oct
268,819	1,971	34,569	29,575	3	60	3	26,827	Nov
273,764	2,216	34,961	29,737	2	131	3	26,904	Dec

蒸気 Steam	板ガラス(溶解窯用)(3) for Dissolving furnaces					板ガラス(その他用)(4)		Year, quarter and month
	計 (原油換算) Total (Crude petro- leum equivalent)	石油系燃料 (原油換算) Oil based fuels (Crude petro- leum equivalent)	重油計 Heavy fuel oil Total	B・C重油 Heavy fuel oil B・C	液化石油ガス LPG	計 (原油換算) Total (Crude petro- leum equivalent)	石油系燃料 (原油換算) Oil based fuels (Crude petro- leum equivalent)	
	kl	kl	kl	kl	t	kl	kl	
40,738	398,568	398,568	363,719	363,537	1,169	82,999	34,830	C. Y. 2004
23,710	394,598	394,526	359,677	359,677	1,064	77,479	31,455	C. Y. 2005
25,108	406,280	399,923	364,875	364,875	1,184	73,384	21,395	C. Y. 2006
24,632	398,442	398,442	363,683	363,683	1,094	73,801	20,612	C. Y. 2007
24,206	349,483	343,750	315,824	315,824	1,380	71,653	14,690	C. Y. 2008
24,692	410,130	404,248	368,909	368,909	1,124	73,214	20,350	F. Y. 2006
23,233	380,753	380,753	348,135	348,135	1,087	73,968	20,938	F. Y. 2007
6,770	86,098	86,098	79,189	79,189	275	18,710	5,476	Q1 2008
5,452	85,460	85,460	78,474	78,474	379	15,921	3,159	Q2
4,985	89,213	83,479	76,677	76,677	352	18,971	3,714	Q3
6,999	88,713	88,713	81,484	81,484	374	18,051	2,341	Q4
2,519	88,713	88,713	81,484	81,484	374	5,642	1,207	Jan 2008
2,098	29,821	29,821	27,437	27,437	88	5,758	1,391	Feb
2,153	27,185	27,185	25,001	25,001	89	7,310	2,877	Mar
1,887	29,092	29,092	26,751	26,751	98	5,060	1,254	Apr
1,747	29,258	29,258	26,895	26,895	106	5,655	1,148	May
1,818	27,447	27,447	25,181	25,181	140	5,206	758	Jun
1,564	28,755	28,755	26,398	26,398	133	5,938	1,043	Jul
1,620	30,325	29,100	26,744	26,744	110	6,603	1,455	Aug
1,801	28,896	26,315	24,191	24,191	94	6,430	1,216	Sep
1,788	29,991	28,065	25,742	25,742	148	6,210	718	Oct
2,317	31,024	31,024	28,498	28,498	129	5,803	809	Nov
2,894	28,766	28,766	26,433	26,433	112	6,037	813	Dec

天然ガス Natural gas	都市ガス (A) Town gas(A)	都市ガス (B) Town gas(B)	電力 Electricity	蒸気 Steam	石灰(5) Lime		ガソリン Gasoline	Year, quarter and month
					計 (原油換算) Total (Crude petro- leum equivalent)	石油系燃料 (原油換算) Oil based fuels (Crude petro- leum equivalent)		
					kl	kl		
—	5,212	5,839	414,193	40,738	1,079,504	418,333	74	C. Y. 2004
—	5,873	6,580	395,626	23,710	1,121,614	432,619	64	C. Y. 2005
—	6,928	7,542	446,910	25,108	1,120,553	422,515	70	C. Y. 2006
—	6,714	7,286	462,900	24,632	1,164,469	431,821	73	C. Y. 2007
—	11,842	12,773	448,546	24,206	1,131,970	429,365	59	C. Y. 2008
—	6,995	7,594	455,910	24,692	1,133,014	424,256	70	F. Y. 2006
—	7,355	7,948	456,539	23,233	1,169,100	431,759	75	F. Y. 2007
—	2,423	2,594	107,625	6,770	297,750	108,349	19	Q1 2008
—	2,386	2,597	103,488	5,452	283,070	105,258	12	Q2
—	3,258	3,552	119,753	4,985	288,588	111,547	14	Q3
—	3,775	4,030	117,680	6,999	262,561	104,211	14	Q4
—	702	756	37,179	2,519	97,116	34,419	7	Jan 2008
—	897	974	34,261	2,098	96,900	35,361	6	Feb
—	824	864	36,185	2,153	103,734	38,569	6	Mar
—	529	575	32,954	1,887	96,463	36,141	5	Apr
—	914	997	35,776	1,747	93,459	34,166	4	May
—	943	1,025	34,758	1,818	93,148	34,952	3	Jun
—	1,088	1,187	37,902	1,564	97,356	38,348	5	Jul
—	1,125	1,231	40,091	1,620	95,315	35,275	4	Aug
—	1,045	1,134	41,761	1,801	95,917	37,924	5	Sep
—	1,231	1,340	42,424	1,788	98,774	38,598	5	Oct
—	1,122	1,225	37,975	2,317	89,719	34,849	5	Nov
—	1,422	1,465	37,281	2,894	74,068	30,764	4	Dec

年・期・月	灯油	軽油	重油計	A重油	B・C重油	炭化水素油	液化石油ガス	オイルコークス
	Kerosene	Gas oil	Heavy fuel oil Total	Heavy fuel oil A	Heavy fuel oil B・C	Hydrocarbon oil	LPG	Petroleum coke
	kl	kl	kl	kl	kl	kl	t	t
平成16年	26,941	2,505	270,254	37,478	232,776	1,106	5,246	95,834
17	24,729	2,507	281,756	35,423	246,333	2,975	5,934	96,670
18	24,965	2,475	262,197	31,357	230,840	3,606	4,943	108,885
19	24,727	2,232	267,887	28,773	239,114	6,192	2,865	112,421
20	21,882	1,968	278,745	29,709	249,036	9,985	3,084	119,259
平成18年度	25,616	2,472	262,808	31,200	231,609	4,027	4,349	109,703
19	24,514	2,174	270,724	29,008	241,716	6,662	2,924	114,462
20年 1~3月	6,632	530	71,423	8,243	63,180	1,411	764	28,816
4~6	5,540	478	69,206	7,392	61,814	2,754	789	27,332
7~9	5,067	491	71,680	7,112	64,567	3,048	766	32,169
10~12	4,643	469	66,437	6,962	59,475	2,772	765	30,943
平成20年1月	2,127	163	23,451	2,579	20,872	344	227	8,235
2	2,304	169	22,923	2,913	20,010	459	256	9,792
3	2,201	198	25,049	2,751	22,298	608	281	10,788
4	2,053	159	24,193	2,676	21,517	972	274	8,572
5	1,798	163	22,555	2,409	20,146	880	254	8,758
6	1,689	156	22,458	2,307	20,151	902	261	10,003
7	1,664	173	24,095	2,482	21,613	948	265	12,057
8	1,622	165	23,494	2,249	21,245	974	253	8,947
9	1,781	153	24,091	2,381	21,710	1,126	248	11,165
10	1,733	163	24,011	2,413	21,598	1,080	265	12,234
11	1,768	145	22,447	2,334	20,113	894	256	9,822
12	1,142	161	19,979	2,215	17,764	798	244	8,887

年・期・月	都市ガス(A)	都市ガス(B)	電力	蒸気	Year, quarter and month
	Town gas(A)	Town gas(B)	Electricity	Steam	
	1000m <sup>3</sup>	1000m <sup>3</sup>	1000kWh	t	
平成16年	—	—	552,283	23,126	C. Y. 2004
17	—	—	569,754	20,273	C. Y. 2005
18	794	869	606,360	17,682	C. Y. 2006
19	1,633	1,788	628,743	37,495	C. Y. 2007
20	1,591	1,742	634,439	38,993	C. Y. 2008
平成18年度	1,199	1,313	617,184	23,167	F. Y. 2006
19	1,685	1,845	634,284	37,733	F. Y. 2007
20年 1~3月	457	500	164,949	10,555	Q1 2008
4~6	386	423	157,609	9,382	Q2
7~9	360	394	160,103	9,281	Q3
10~12	388	425	151,778	9,775	Q4
平成20年1月	146	160	54,261	3,561	Jan 2008
2	158	173	54,118	3,571	Feb
3	153	168	56,570	3,423	Mar
4	153	168	53,042	3,383	Apr
5	112	123	52,757	2,983	May
6	121	132	51,809	3,016	Jun
7	130	142	53,355	3,155	Jul
8	103	113	53,210	3,038	Aug
9	127	139	53,538	3,088	Sep
10	133	146	54,296	3,087	Oct
11	130	142	50,934	3,135	Nov
12	125	137	46,548	3,553	Dec

非石油系燃料 (原油換算) Non-oil based fuels (Crude petroleum equivalent) kl	石炭 Coal t	石炭コークス (ピッチコークスを含む) Coal coke (including pitch coke) t	コークス炉 ガス Coke oven gas 1000m <sup>3</sup>	高炉ガス Blast furnace gas 1000m <sup>3</sup>	転炉ガス Converter gas 1000m <sup>3</sup>	電気炉ガス Electric furnace gas 1000m <sup>3</sup>	天然ガス Natural gas 1000m <sup>3</sup>	Year, quarter and month
607,504	148,797	344,561	325,388	69,277	192,090	8,341	2,196	C. Y. 2004
633,881	181,075	339,543	325,352	107,786	196,520	14,153	4,234	C. Y. 2005
639,655	169,935	341,571	330,397	136,916	211,974	21,055	4,878	C. Y. 2006
670,769	180,928	360,447	345,780	107,752	218,555	20,630	5,203	C. Y. 2007
640,892	188,404	331,988	351,802	114,041	226,910	23,498	4,842	C. Y. 2008
648,971	172,275	347,709	334,531	139,188	210,781	20,895	5,050	F. Y. 2006
675,134	183,833	365,982	349,874	97,861	225,078	20,747	5,372	F. Y. 2007
173,328	49,365	95,927	90,326	24,729	58,762	6,832	1,298	Q1 2008
162,502	46,291	85,811	88,929	25,089	59,940	5,459	1,080	Q2
161,506	51,449	79,134	90,328	33,047	57,435	4,042	1,141	Q3
143,556	41,298	71,116	82,219	31,176	50,773	7,165	1,323	Q4
57,404	17,309	30,815	30,132	8,307	19,366	2,560	359	Jan 2008
56,258	15,865	31,504	29,058	8,332	18,976	2,126	394	Feb
59,667	16,192	33,608	31,136	8,090	20,420	2,146	544	Mar
55,154	14,699	30,968	28,945	8,338	19,580	2,233	385	Apr
54,179	15,634	28,312	29,944	8,017	20,607	1,096	364	May
53,169	15,958	26,531	30,040	8,734	19,753	2,130	331	Jun
53,827	16,638	26,349	30,950	10,960	18,436	1,549	379	Jul
54,880	17,021	26,111	32,524	11,063	19,606	841	418	Aug
52,799	17,790	26,674	26,854	11,024	19,393	1,652	344	Sep
54,912	15,779	26,984	32,194	11,207	19,939	2,585	306	Oct
49,915	15,204	24,733	27,306	10,278	17,867	2,461	593	Nov
38,728	10,315	19,399	22,719	9,691	12,967	2,119	424	Dec

⑥ ガラス製品 Glass

直接投入エネルギー表 Table of direct input energy

年・期・月	ガラス製品工業計 Glass products							
	計 (原油換算) Total (Crude petro- leum equivalent)	石油系燃料 (原油換算) Oil based fuels (Crude petro- leum equivalent)	ガソリン Gasoline	灯油 Kerosene	軽油 Gas oil	重油計 Heavy fuel oil Total	A重油 Heavy fuel oil A	B・C重油 Heavy fuel oil B・C
	kl	kl	kl	kl	kl	kl	kl	kl
平成16年	831,457	459,892	21	2,479	91	363,841	160,405	203,436
17	826,174	423,028	16	2,489	63	313,984	117,767	196,217
18	846,741	352,445	18	2,242	53	242,057	79,797	162,260
19	855,105	330,326	22	1,478	47	220,188	78,466	141,722
20	817,851	252,915	20	1,171	34	167,252	53,259	113,993
平成18年度	856,015	349,668	17	1,955	56	238,475	79,263	159,212
19	848,685	317,760	23	1,460	37	211,365	73,679	137,686
20年1～3月	203,295	71,016	5	518	8	47,314	15,134	32,180
4～6	207,724	70,796	5	255	9	47,541	15,426	32,115
7～9	212,932	63,020	6	226	9	41,837	13,557	28,280
10～12	193,900	48,083	4	172	8	30,560	9,142	21,418
平成20年1月	68,897	25,690	1	161	2	16,656	5,343	11,313
2	65,718	22,391	2	219	3	14,986	4,821	10,165
3	68,680	22,936	2	138	3	15,672	4,970	10,702
4	68,470	23,414	2	93	3	15,864	5,184	10,680
5	69,330	23,522	1	82	3	15,632	5,176	10,456
6	69,925	23,860	2	80	3	16,045	5,066	10,979
7	72,504	23,255	2	76	3	15,761	4,765	10,996
8	72,107	20,618	2	95	3	13,443	4,335	9,108
9	68,321	19,147	2	55	3	12,633	4,457	8,176
10	68,413	17,250	2	35	3	10,907	3,495	7,412
11	65,290	15,724	1	55	3	9,574	2,626	6,948
12	60,197	15,109	1	82	2	10,079	3,021	7,058

年・期・月	ガラス製品 Glass							
	計 (原油換算) Total (Crude petro- leum equivalent)	石油系燃料 (原油換算) Oil based fuels (Crude petro- leum equivalent)	ガソリン Gasoline	灯油 Kerosene	軽油 Gas oil	重油計 Heavy fuel oil Total	A重油 Heavy fuel oil A	B・C重油 Heavy fuel oil B・C
	kl	kl	kl	kl	kl	kl	kl	kl
平成16年	774,345	433,703	21	2,400	91	338,344	134,908	203,436
17	783,461	411,825	16	2,425	63	303,112	106,895	196,217
18	792,089	346,042	18	2,213	53	235,829	73,569	162,260
19	801,124	324,620	22	1,445	47	214,644	72,922	141,722
20	768,817	248,129	20	1,136	34	162,548	48,555	113,993
平成18年度	800,974	343,373	17	1,927	56	232,351	73,139	159,212
19	795,330	312,158	23	1,425	37	205,906	68,220	137,686
20年1～3月	190,671	69,565	5	505	8	45,890	13,710	32,180
4～6	194,883	69,358	5	248	9	46,125	14,010	32,115
7～9	199,946	61,843	6	220	9	40,678	12,398	28,280
10～12	183,317	47,362	4	163	8	29,855	8,437	21,418
平成20年1月	64,656	25,177	1	156	2	16,153	4,840	11,313
2	61,592	21,930	2	215	3	14,534	4,369	10,165
3	64,424	22,458	2	134	3	15,203	4,501	10,702
4	64,274	22,843	2	90	3	15,302	4,622	10,680
5	65,121	23,065	1	80	3	15,182	4,726	10,456
6	65,488	23,450	2	78	3	15,641	4,662	10,979
7	67,938	22,822	2	74	3	15,335	4,339	10,996
8	68,084	20,266	2	93	3	13,096	3,988	9,108
9	63,924	18,755	2	53	3	12,247	4,071	8,176
10	64,456	17,077	2	33	3	10,737	3,325	7,412
11	61,928	15,490	1	52	3	9,345	2,397	6,948
12	56,933	14,796	1	78	2	9,773	2,715	7,058

液化石油ガス LPG t	非石油系燃料 (原油換算) Non-oil based fuels (Crude petroleum equivalent) kl	天然ガス Natural gas 1000m <sup>3</sup>	液化天然ガス LNG 1000m <sup>3</sup>	都市ガス (A) Town gas(A) 1000m <sup>3</sup>	都市ガス (B) Town gas(B) 1000m <sup>3</sup>	電力 Electricity 1000kWh	蒸気 Steam t	Year, quarter and month
54,135	179,079	—	31,517	114,219	124,650	1,910,467	177,681	C. Y. 2004
65,307	209,818	—	41,213	128,608	140,363	1,910,380	189,824	C. Y. 2005
69,565	270,361	—	52,405	167,543	181,793	2,198,880	238,651	C. Y. 2006
71,391	293,439	—	60,688	177,327	192,260	2,265,009	255,394	C. Y. 2007
56,774	345,088	—	57,063	228,874	249,131	2,199,542	220,467	C. Y. 2008
70,608	278,538	—	54,601	172,049	186,481	2,237,966	241,371	F. Y. 2006
69,324	300,193	—	59,143	185,635	201,495	2,268,264	252,628	F. Y. 2007
15,527	77,153	—	12,236	51,828	56,392	543,202	66,488	Q1 2008
15,377	81,460	—	12,634	55,047	59,919	553,403	57,711	Q2
14,075	91,897	—	14,887	61,331	66,754	587,026	49,301	Q3
11,795	94,579	—	17,306	60,668	66,065	515,911	46,967	Q4
6,009	24,748	—	3,999	16,548	17,990	180,807	23,730	Jan 2008
4,801	25,272	—	4,225	16,707	18,183	178,662	20,764	Feb
4,717	27,133	—	4,012	18,573	20,219	183,733	21,994	Mar
4,967	27,140	—	4,218	18,328	19,952	178,680	18,725	Apr
5,249	27,277	—	4,344	18,288	19,913	184,802	19,383	May
5,161	27,042	—	4,072	18,431	20,054	189,921	19,603	Jun
4,920	28,878	—	4,664	19,309	20,996	206,063	17,400	Jul
4,786	32,481	—	4,964	22,019	23,989	191,931	16,692	Aug
4,369	30,539	—	5,259	20,003	21,769	189,032	15,209	Sep
4,309	32,624	—	5,825	21,111	22,980	187,814	15,457	Oct
4,184	32,427	—	6,108	20,584	22,419	172,809	15,393	Nov
3,302	29,529	—	5,373	18,973	20,666	155,288	16,117	Dec

液化石油ガス LPG t	非石油系燃料 (原油換算) Non-oil based fuels (Crude petroleum equivalent) kl	天然ガス Natural gas 1000m <sup>3</sup>	液化天然ガス LNG 1000m <sup>3</sup>	都市ガス (A) Town gas(A) 1000m <sup>3</sup>	都市ガス (B) Town gas(B) 1000m <sup>3</sup>	電力 Electricity 1000kWh	蒸気 Steam t	Year, quarter and month
54,123	176,964	—	31,517	112,460	122,685	1,608,995	172,008	C. Y. 2004
65,297	208,253	—	41,213	127,310	138,909	1,599,518	180,548	C. Y. 2005
69,565	263,763	—	52,405	161,942	175,661	1,783,488	202,878	C. Y. 2006
71,391	286,895	—	60,688	171,772	186,177	1,853,430	213,360	C. Y. 2007
56,774	338,951	—	57,063	223,596	243,352	1,815,337	186,165	C. Y. 2008
70,608	271,531	—	54,601	166,101	179,969	1,821,938	205,210	F. Y. 2006
69,324	293,780	—	59,143	180,175	195,516	1,861,003	208,541	F. Y. 2007
15,527	75,679	—	12,236	50,561	55,005	447,722	54,645	Q1 2008
15,377	79,929	—	12,634	53,731	58,478	455,008	47,289	Q2
14,075	90,301	—	14,887	59,958	65,251	482,571	42,134	Q3
11,795	93,042	—	17,306	59,346	64,618	430,036	42,097	Q4
6,009	24,239	—	3,999	16,110	17,511	149,746	18,953	Jan 2008
4,801	24,794	—	4,225	16,296	17,733	146,328	18,162	Feb
4,717	26,647	—	4,012	18,155	19,761	151,648	17,530	Mar
4,967	26,661	—	4,218	17,916	19,501	147,149	15,650	Apr
5,249	26,757	—	4,344	17,841	19,424	152,585	15,977	May
5,161	26,511	—	4,072	17,974	19,553	155,274	15,662	Jun
4,920	28,299	—	4,664	18,811	20,450	169,846	14,714	Jul
4,786	32,050	—	4,964	21,649	23,584	158,855	14,337	Aug
4,369	29,951	—	5,259	19,498	21,216	153,870	13,083	Sep
4,309	32,039	—	5,825	20,608	22,430	154,701	13,738	Oct
4,184	31,944	—	6,108	20,169	21,964	145,498	13,890	Nov
3,302	29,059	—	5,373	18,569	20,224	129,837	14,469	Dec

⑥ ガラス製品 Glass

一次投入燃料換算表

Conversion table for primary input fuel

年・期・月	ガラス製品工業計 Glass products							
	計 (原油換算) Total (Crude petro- leum equivalent)	石油系燃料 (原油換算) Oil based fuels (Crude petro- leum equivalent)	ガソリン Gasoline	灯油 Kerosene	軽油 Gas oil	重油計 Heavy fuel oil Total	A重油 Heavy fuel oil A	B・C重油 Heavy fuel oil B・C
	kl	kl	kl	kl	kl	kl	kl	kl
平成16年	857,489	487,507	21	6,141	91	384,745	181,309	203,436
17	868,768	464,664	16	5,233	63	347,435	151,218	196,217
18	878,453	379,885	18	4,177	53	262,529	100,269	162,260
19	881,040	346,209	22	3,066	47	229,625	87,903	141,722
20	831,577	261,639	20	2,575	34	171,805	57,812	113,993
平成18年度	886,538	370,095	17	3,565	56	252,602	93,390	159,212
19	872,065	334,207	23	3,071	37	221,289	83,603	137,686
20年1~3月	207,890	75,576	5	934	8	50,119	17,939	32,180
4~6	211,090	72,940	5	627	9	48,620	16,505	32,115
7~9	215,969	64,526	6	610	9	42,506	14,226	28,280
10~12	196,628	48,598	4	404	8	30,560	9,142	21,418
平成20年1月	70,254	27,307	1	294	2	17,670	6,357	11,313
2	67,948	23,978	2	365	3	15,974	5,809	10,165
3	69,688	24,291	2	275	3	16,475	5,773	10,702
4	69,335	24,166	2	216	3	16,232	5,552	10,680
5	70,228	24,229	1	202	3	16,028	5,572	10,456
6	71,527	24,545	2	209	3	16,360	5,381	10,979
7	73,494	23,814	2	226	3	16,031	5,035	10,996
8	73,207	21,115	2	216	3	13,642	4,534	9,108
9	69,268	19,597	2	168	3	12,833	4,657	8,176
10	69,369	17,445	2	128	3	10,907	3,495	7,412
11	66,141	15,895	1	132	3	9,574	2,626	6,948
12	61,118	15,258	1	144	2	10,079	3,021	7,058

年・期・月	ガラス製品 Glass							
	計 (原油換算) Total (Crude petro- leum equivalent)	石油系燃料 (原油換算) Oil based fuels (Crude petro- leum equivalent)	ガソリン Gasoline	灯油 Kerosene	軽油 Gas oil	重油計 Heavy fuel oil Total	A重油 Heavy fuel oil A	B・C重油 Heavy fuel oil B・C
	kl	kl	kl	kl	kl	kl	kl	kl
平成16年	793,321	448,789	21	6,062	91	347,008	143,572	203,436
17	818,993	441,558	16	5,169	63	324,933	128,716	196,217
18	817,191	365,249	18	4,148	53	248,257	85,997	162,260
19	824,499	336,248	22	3,033	47	219,925	78,203	141,722
20	781,655	255,564	20	2,540	34	165,824	51,831	113,993
平成18年度	826,386	357,630	17	3,537	56	240,450	81,238	159,212
19	816,262	324,153	23	3,036	37	211,466	73,780	137,686
20年1~3月	194,676	73,000	5	921	8	47,582	15,402	32,180
4~6	198,157	71,337	5	620	9	47,040	14,925	32,115
7~9	202,944	63,349	6	604	9	41,347	13,067	28,280
10~12	185,878	47,877	4	395	8	29,855	8,437	21,418
平成20年1月	65,892	26,438	1	289	2	16,815	5,502	11,313
2	63,493	23,075	2	361	3	15,084	4,919	10,165
3	65,291	23,487	2	271	3	15,683	4,981	10,702
4	65,149	23,580	2	213	3	15,655	4,975	10,680
5	65,943	23,697	1	200	3	15,503	5,047	10,456
6	67,064	24,061	2	207	3	15,882	4,903	10,979
7	68,938	23,382	2	224	3	15,605	4,609	10,996
8	69,179	20,763	2	214	3	13,295	4,187	9,108
9	64,827	19,205	2	166	3	12,447	4,271	8,176
10	65,338	17,271	2	126	3	10,737	3,325	7,412
11	62,722	15,661	1	129	3	9,345	2,397	6,948
12	57,818	14,945	1	140	2	9,773	2,715	7,058

液化石油ガス LPG t	非石油系燃料 (原油換算) Non-oil based fuels (Crude petroleum equivalent) kl	天然ガス Natural gas 1000m <sup>3</sup>	液化天然ガス LNG 1000m <sup>3</sup>	都市ガス (A) Town gas(A) 1000m <sup>3</sup>	都市ガス (B) Town gas(B) 1000m <sup>3</sup>	電力 Electricity 1000kWh	蒸気 Steam t	Year, quarter and month
56,190	214,039	—	50,717	120,546	131,684	1,654,727	—	C. Y. 2004
68,930	249,613	—	60,103	139,345	152,302	1,639,330	—	C. Y. 2005
73,086	312,991	—	71,533	180,588	196,052	1,962,791	8,600	C. Y. 2006
74,966	339,064	—	83,287	188,750	204,699	2,070,933	8,564	C. Y. 2007
58,902	373,068	—	68,597	238,978	260,155	2,112,077	5,742	C. Y. 2008
73,972	326,268	—	77,111	185,360	200,995	2,011,580	8,596	F. Y. 2006
72,965	340,442	—	78,338	196,684	213,532	2,096,258	7,016	F. Y. 2007
16,541	84,344	—	14,837	54,868	59,709	513,686	2,672	Q1 2008
15,911	88,539	—	15,996	57,064	62,118	532,309	1,369	Q2
14,430	98,670	—	17,868	63,546	69,171	567,068	328	Q3
12,020	101,515	—	19,896	63,500	69,157	499,014	1,373	Q4
6,364	27,119	—	4,916	17,479	19,005	169,757	526	Jan 2008
5,144	28,158	—	5,052	18,190	19,802	169,160	1,109	Feb
5,033	29,068	—	4,869	19,200	20,902	174,769	1,037	Mar
5,168	29,152	—	5,141	18,941	20,620	171,718	623	Apr
5,396	29,442	—	5,356	18,925	20,608	177,664	438	May
5,347	29,945	—	5,499	19,198	20,890	182,927	308	Jun
5,030	31,156	—	5,675	20,044	21,798	199,044	124	Jul
4,924	34,862	—	6,038	22,766	24,805	185,158	93	Aug
4,476	32,653	—	6,155	20,736	22,569	182,866	111	Sep
4,390	34,990	—	6,698	22,090	24,049	181,881	215	Oct
4,259	34,635	—	6,915	21,507	23,426	167,494	439	Nov
3,371	31,890	—	6,283	19,903	21,681	149,639	719	Dec

液化石油ガス LPG t	非石油系燃料 (原油換算) Non-oil based fuels (Crude petroleum equivalent) kl	天然ガス Natural gas 1000m <sup>3</sup>	液化天然ガス LNG 1000m <sup>3</sup>	都市ガス (A) Town gas(A) 1000m <sup>3</sup>	都市ガス (B) Town gas(B) 1000m <sup>3</sup>	電力 Electricity 1000kWh	蒸気 Steam t	Year, quarter and month
56,178	211,925	—	50,717	118,787	129,719	1,407,113	—	C. Y. 2004
68,920	247,469	—	60,103	137,566	150,309	1,379,082	—	C. Y. 2005
73,086	302,189	—	71,533	171,425	186,011	1,582,649	8,600	C. Y. 2006
74,966	329,150	—	83,287	180,334	195,484	1,681,877	8,564	C. Y. 2007
58,902	364,233	—	68,597	231,380	251,835	1,735,711	5,742	C. Y. 2008
73,972	315,154	—	77,111	175,926	190,665	1,623,499	8,596	F. Y. 2006
72,965	330,722	—	78,338	188,406	204,468	1,712,798	7,016	F. Y. 2007
16,541	81,955	—	14,837	52,813	57,459	425,016	2,672	Q1 2008
15,911	86,303	—	15,996	55,141	60,013	434,539	1,369	Q2
14,430	96,501	—	17,868	61,681	67,129	463,015	328	Q3
12,020	99,474	—	19,896	61,744	67,235	413,141	1,373	Q4
6,364	26,309	—	4,916	16,782	18,242	140,910	526	Jan 2008
5,144	27,378	—	5,052	17,519	19,068	139,359	1,109	Feb
5,033	28,267	—	4,869	18,512	20,148	144,748	1,037	Mar
5,168	28,465	—	5,141	18,350	19,973	140,417	623	Apr
5,396	28,667	—	5,356	18,259	19,878	145,654	438	May
5,347	29,171	—	5,499	18,533	20,162	148,468	308	Jun
5,030	30,384	—	5,675	19,381	21,071	163,011	124	Jul
4,924	34,248	—	6,038	22,239	24,227	152,239	93	Aug
4,476	31,869	—	6,155	20,062	21,831	147,765	111	Sep
4,390	34,213	—	6,698	21,422	23,317	148,769	215	Oct
4,259	33,990	—	6,915	20,952	22,819	140,183	439	Nov
3,371	31,271	—	6,283	19,370	21,098	124,188	719	Dec

⑦ 鉄鋼製品 Iron and steel products  
直接投入エネルギー表 Table of direct input energy

年・期・月	鉄鋼業 Iron and steel industry							
	計 (原油換算) Total (Crude petroleum equivalent) kl	石油系燃料 (原油換算) Oil based fuels (Crude petroleum equivalent) kl	ガソリン Gasoline kl	灯油 Kerosene kl	軽油 Gas oil kl	重油計 Heavy fuel oil Total kl	A重油 Heavy fuel oil A kl	B・C重油 Heavy fuel oil B・C kl
平成16年	107,547,196	3,242,561	3,870	195,778	50,647	1,626,165	582,372	1,043,793
17	106,683,916	3,166,877	3,638	188,156	44,201	1,574,166	543,136	1,031,030
18	107,366,837	2,998,075	3,511	156,768	51,033	1,319,198	477,338	841,860
19	111,562,731	2,982,506	3,288	122,492	52,256	1,225,557	445,476	780,081
20	110,414,118	2,731,984	2,828	112,466	48,208	1,110,016	408,002	702,014
平成18年度	107,825,098	3,041,435	3,360	144,882	52,001	1,300,746	471,905	828,841
19	113,172,230	2,877,849	3,322	120,566	52,528	1,195,902	436,235	759,667
20年1~3月	28,440,032	707,799	768	31,101	12,808	296,912	106,759	190,153
4~6	27,919,546	705,004	792	28,764	12,751	281,770	99,114	182,656
7~9	28,112,310	703,085	753	26,735	11,755	293,779	109,178	184,601
10~12	25,942,230	616,096	515	25,866	10,894	237,555	92,951	144,604
平成20年1月	9,600,128	227,446	246	9,902	4,160	99,200	34,954	64,246
2	9,107,965	219,357	265	10,698	4,319	97,539	35,406	62,133
3	9,731,939	260,995	257	10,501	4,329	100,173	36,399	63,774
4	9,162,743	242,139	250	9,788	4,076	98,952	35,712	63,240
5	9,447,692	223,152	246	9,563	4,335	89,087	31,569	57,518
6	9,309,111	239,713	296	9,413	4,340	93,731	31,833	61,898
7	9,579,254	249,920	313	9,397	4,355	99,690	37,213	62,477
8	9,373,456	224,060	225	8,679	3,471	97,476	34,036	63,440
9	9,159,600	229,105	215	8,659	3,929	96,613	37,929	58,684
10	9,302,104	225,533	226	8,872	3,915	87,312	34,157	53,155
11	8,574,088	208,888	146	8,924	4,020	81,797	30,428	51,369
12	8,066,038	181,675	143	8,070	2,959	68,446	28,366	40,080

年・期・月	→							
	タール Tar t	コークス炉 ガス Coke oven gas 1000m <sup>3</sup>	高炉ガス Blast furnace gas 1000m <sup>3</sup>	転炉ガス Converter furnace gas 1000m <sup>3</sup>	電気炉ガス Electric furnace gas 1000m <sup>3</sup>	天然ガス Natural gas 1000m <sup>3</sup>	液化天然ガス LNG t	都市ガス (A) Town gas(A) 1000m <sup>3</sup>
平成16年	76,617	10,772,116	88,287,009	5,847,691	55,988	14,013	619,042	1,016,446
17	70,627	10,875,938	87,055,375	5,675,768	55,147	13,144	733,743	1,152,985
18	69,105	11,008,678	87,884,516	6,115,385	90,629	14,297	622,695	1,455,130
19	77,151	11,225,384	90,711,470	6,178,815	97,140	14,394	450,806	1,800,740
20	65,038	11,621,550	92,552,384	6,379,790	96,864	12,250	470,400	1,790,338
平成18年度	67,930	11,040,239	87,269,145	6,182,709	93,185	14,552	570,928	1,579,375
19	77,369	11,430,840	93,363,291	6,252,850	90,920	14,012	453,476	1,829,034
20年1~3月	19,136	2,926,864	23,840,521	1,601,027	20,094	3,350	114,648	479,129
4~6	21,366	2,950,632	23,393,112	1,637,273	29,615	3,359	113,333	451,696
7~9	14,868	2,954,019	23,709,822	1,656,973	19,954	3,075	121,865	467,065
10~12	9,668	2,790,035	21,608,929	1,484,517	27,201	2,466	120,554	392,448
平成20年1月	7,242	992,657	8,011,159	529,796	6,529	1,013	38,942	159,973
2	5,046	948,811	7,606,902	485,026	5,364	1,145	37,558	157,113
3	6,848	985,396	8,222,460	586,205	8,201	1,192	38,148	162,043
4	7,315	965,133	7,792,961	545,041	9,275	1,219	37,821	153,231
5	7,310	1,007,837	7,897,450	551,540	10,579	1,091	38,747	144,059
6	6,741	977,662	7,702,701	540,692	9,761	1,049	36,765	154,406
7	7,741	992,682	8,049,127	567,105	7,282	1,095	41,769	157,783
8	3,450	991,343	7,923,509	556,802	3,123	976	40,202	147,692
9	3,677	969,994	7,737,186	533,066	9,549	1,004	39,894	161,590
10	3,532	995,723	7,793,980	547,034	8,736	929	43,750	153,251
11	2,917	920,980	7,099,792	495,565	10,027	776	41,105	132,972
12	3,219	873,332	6,715,157	441,918	8,438	761	35,699	106,225

年・期・月	→							
	軽油 Gas oil kl	重油計 Heavy fuel oil Total kl	A重油 Heavy fuel oil A kl	B・C重油 Heavy fuel oil B・C kl	炭化水素油 Hydrocarbon oil kl	液化石油ガス LPG t	石油系 炭化水素ガス Hydrocarbon gas 1000m <sup>3</sup>	オイルコークス Petroleum coke t
平成16年	42,059	1,586,912	553,914	1,032,998	20,504	395,417	542	380,044
17	40,403	1,541,062	521,271	1,019,791	21,607	320,443	513	506,292
18	43,819	1,285,630	456,746	828,884	20,751	398,978	601	488,577
19	45,058	1,191,287	424,653	766,634	20,286	443,252	811	490,978
20	44,531	1,082,395	389,454	692,941	16,784	362,524	537	599,927
平成18年度	44,509	1,270,222	452,276	817,946	20,508	434,975	673	486,366
19	45,397	1,160,485	415,650	744,835	19,131	411,559	811	515,312
20年1~3月	11,506	288,653	102,324	186,329	4,003	93,240	188	152,416
4~6	12,145	276,620	94,409	182,211	4,246	87,235	142	174,304
7~9	10,813	286,734	103,974	182,760	4,226	100,263	126	133,728
10~12	10,067	230,388	88,747	141,641	4,309	81,786	81	139,479
平成20年1月	3,625	96,675	33,750	62,925	1,254	31,212	51	47,871
2	3,803	94,317	33,542	60,775	1,364	29,731	76	39,009
3	4,078	97,661	35,032	62,629	1,385	32,297	61	65,536
4	3,846	97,322	34,229	63,093	1,343	31,125	55	54,837
5	4,178	87,229	29,857	57,372	1,407	27,321	42	54,453
6	4,121	92,069	30,323	61,746	1,496	28,789	45	65,014
7	4,166	98,243	35,926	62,317	1,588	33,259	43	55,580
8	2,960	95,752	32,435	63,317	1,267	34,172	40	38,755
9	3,687	92,739	35,613	57,126	1,371	32,832	43	39,393
10	3,642	85,222	32,216	53,006	1,628	28,833	35	50,725
11	3,608	78,298	29,278	49,020	1,355	28,550	23	44,500
12	2,817	66,868	27,253	39,615	1,326	24,403	23	44,254

炭化水素油 Hydrocarbon oil	液化石油ガス LPG	石油系 炭化水素ガス Hydrocarbon gas	オイルコークス Petroleum coke	非石油系燃料 (原油換算) Non-oil based fuels (Crude petro- leum equivalent)	コークス製造用炭 (原料炭) Coal for making coke (material coal)	石炭 Coal	石炭コークス Coal coke	Year, quarter and month
kl	t	1000m <sup>3</sup>	t	kl	t	t	t	
125, 878	418, 356	542	619, 114	89, 876, 498	41, 747, 200	14, 185, 716	36, 961, 459	C. Y. 2004
141, 299	335, 295	513	710, 045	89, 228, 707	41, 554, 598	13, 924, 800	36, 215, 915	C. Y. 2005
146, 626	412, 659	601	732, 473	90, 257, 674	41, 725, 787	13, 779, 498	36, 812, 743	C. Y. 2006
159, 069	473, 775	811	756, 345	94, 098, 343	44, 636, 133	14, 724, 488	37, 191, 036	C. Y. 2007
142, 968	390, 870	537	951, 410	94, 000, 288	47, 569, 251	14, 638, 354	36, 683, 735	C. Y. 2008
148, 877	455, 010	673	749, 131	90, 581, 271	41, 715, 653	13, 969, 391	36, 968, 637	F. Y. 2006
155, 975	443, 335	811	769, 765	95, 838, 538	46, 571, 299	15, 010, 398	37, 475, 599	F. Y. 2007
36, 797	103, 561	188	227, 030	24, 166, 091	12, 108, 241	3, 981, 102	9, 376, 458	Q1 2008
38, 132	94, 921	142	259, 705	23, 796, 317	12, 189, 371	3, 532, 569	9, 270, 567	Q2
34, 866	106, 614	126	229, 861	23, 851, 422	11, 870, 720	3, 815, 331	9, 341, 920	Q3
33, 173	85, 774	81	234, 814	22, 186, 458	11, 400, 919	3, 309, 352	8, 694, 790	Q4
11, 911	33, 467	51	67, 336	8, 181, 488	4, 103, 335	1, 333, 331	3, 195, 945	Jan 2008
12, 146	33, 819	76	57, 072	7, 746, 930	3, 921, 130	1, 290, 824	2, 959, 675	Feb
12, 740	36, 275	61	102, 622	8, 237, 673	4, 083, 776	1, 356, 947	3, 220, 838	Mar
12, 571	34, 730	55	83, 936	7, 798, 261	3, 948, 367	1, 180, 982	3, 040, 709	Apr
12, 623	29, 964	42	80, 795	8, 084, 052	4, 183, 908	1, 160, 904	3, 156, 708	May
12, 938	30, 227	45	94, 974	7, 914, 004	4, 057, 096	1, 190, 683	3, 073, 150	Jun
13, 318	35, 165	43	91, 400	8, 114, 553	4, 064, 230	1, 309, 000	3, 151, 759	Jul
10, 362	35, 137	40	67, 027	7, 966, 866	3, 963, 371	1, 287, 457	3, 122, 174	Aug
11, 186	36, 312	43	71, 434	7, 770, 003	3, 843, 119	1, 218, 874	3, 067, 987	Sep
12, 526	31, 157	35	86, 127	7, 945, 795	4, 025, 574	1, 181, 979	3, 126, 253	Oct
10, 528	29, 530	23	77, 441	7, 327, 833	3, 759, 081	1, 132, 225	2, 836, 694	Nov
10, 119	25, 087	23	71, 246	6, 912, 830	3, 616, 264	995, 148	2, 731, 843	Dec

都市ガス (B) Town gas(B)	酸素 Oxygen	電力 Electricity	蒸気 Steam	鉄鋼製品計 Iron and steel products		ガソリン Gasoline	灯油 Kerosene	Year, quarter and month
				計 (原油換算) Total (Crude petro- leum equivalent)	石油系燃料 (原油換算) Oil based fuels (Crude petro- leum equivalent)			
1000m <sup>3</sup>	1000Nm <sup>3</sup>	1000kWh	t	kl	kl	kl	kl	
1, 065, 310	9, 776, 043	69, 758, 928	112, 158, 033	73, 738, 220	2, 813, 810	402	187, 308	C. Y. 2004
1, 254, 911	9, 764, 485	70, 052, 835	109, 766, 020	73, 646, 146	2, 777, 653	401	180, 053	C. Y. 2005
1, 600, 446	10, 110, 261	71, 114, 164	105, 806, 570	74, 072, 882	2, 561, 844	391	147, 989	C. Y. 2006
1, 974, 529	10, 726, 492	73, 467, 824	107, 934, 104	75, 777, 294	2, 489, 098	367	113, 481	C. Y. 2007
1, 962, 354	10, 429, 226	72, 942, 254	99, 773, 942	72, 650, 435	2, 245, 185	374	105, 006	C. Y. 2008
1, 735, 573	10, 258, 925	71, 889, 398	106, 067, 119	74, 470, 995	2, 579, 620	376	136, 246	F. Y. 2006
2, 004, 748	10, 849, 075	73, 962, 571	107, 562, 985	75, 997, 070	2, 406, 127	369	111, 461	F. Y. 2007
525, 062	2, 740, 138	18, 485, 952	26, 714, 106	18, 869, 776	587, 929	90	28, 282	Q1 2008
494, 944	2, 716, 921	18, 717, 221	24, 262, 913	18, 242, 501	584, 450	92	27, 347	Q2
511, 948	2, 702, 126	18, 855, 282	26, 096, 438	18, 690, 077	577, 089	100	25, 196	Q3
430, 400	2, 270, 041	16, 883, 799	22, 700, 485	16, 848, 081	495, 716	92	24, 181	Q4
175, 306	922, 758	6, 121, 860	8, 994, 576	6, 363, 954	193, 647	29	8, 952	Jan 2008
172, 204	851, 518	5, 954, 378	8, 503, 601	6, 013, 676	183, 275	31	9, 621	Feb
177, 552	965, 862	6, 409, 714	9, 215, 929	6, 492, 146	211, 007	30	9, 709	Mar
167, 946	878, 309	6, 086, 074	8, 046, 648	6, 026, 194	200, 229	31	9, 301	Apr
157, 822	928, 846	6, 293, 623	8, 029, 840	6, 143, 189	184, 489	29	9, 074	May
169, 176	909, 766	6, 337, 524	8, 186, 425	6, 073, 118	199, 732	32	8, 972	Jun
172, 990	914, 401	6, 415, 206	8, 941, 051	6, 318, 602	204, 635	35	8, 868	Jul
161, 870	904, 430	6, 230, 136	8, 723, 520	6, 258, 886	188, 239	33	8, 211	Aug
177, 088	883, 295	6, 209, 940	8, 431, 867	6, 112, 589	184, 215	32	8, 117	Sep
168, 079	890, 330	6, 172, 248	8, 052, 698	6, 120, 159	180, 274	33	8, 349	Oct
145, 764	762, 373	5, 650, 123	7, 403, 983	5, 569, 811	167, 506	29	8, 394	Nov
116, 557	617, 338	5, 061, 428	7, 243, 804	5, 158, 110	147, 936	30	7, 438	Dec

非石油系燃料 (原油換算) Non-oil based fuels (Crude petro- leum equivalent)	コークス製造用炭 (原料炭) Coal for making coke (material coal)	石炭 Coal	石炭コークス Coal coke	タール Tar	コークス炉 ガス Coke oven gas	高炉ガス Blast furnace gas	転炉ガス Converter furnace gas	Year, quarter and month
kl	t	t	t	t	1000m <sup>3</sup>	1000m <sup>3</sup>	1000m <sup>3</sup>	
57, 060, 287	2, 859, 629	13, 787, 139	36, 761, 143	—	8, 796, 640	72, 226, 540	5, 437, 639	C. Y. 2004
57, 153, 111	3, 186, 088	13, 924, 800	36, 021, 252	—	8, 947, 683	71, 414, 536	5, 281, 590	C. Y. 2005
57, 981, 070	3, 195, 157	13, 779, 498	36, 598, 251	—	8, 978, 749	72, 334, 451	5, 694, 893	C. Y. 2006
59, 431, 433	3, 335, 164	14, 724, 488	36, 928, 818	—	9, 090, 422	73, 478, 610	5, 652, 560	C. Y. 2007
57, 387, 615	3, 319, 165	14, 638, 354	36, 444, 569	10, 262	9, 273, 455	74, 343, 524	5, 759, 407	C. Y. 2008
58, 265, 381	3, 164, 389	13, 969, 391	36, 740, 063	—	8, 976, 699	71, 762, 103	5, 761, 432	F. Y. 2006
59, 786, 782	3, 454, 785	15, 010, 398	37, 218, 174	2, 350	9, 232, 801	75, 149, 479	5, 698, 205	F. Y. 2007
14, 890, 702	895, 755	3, 981, 102	9, 320, 984	2, 350	2, 356, 158	19, 081, 270	1, 456, 715	Q1 2008
14, 403, 369	836, 743	3, 532, 569	9, 210, 897	2, 630	2, 354, 334	18, 732, 027	1, 468, 720	Q2
14, 720, 926	843, 848	3, 815, 331	9, 275, 246	2, 966	2, 357, 698	19, 242, 347	1, 489, 677	Q3
13, 372, 618	742, 819	3, 309, 352	8, 637, 442	2, 316	2, 205, 265	17, 287, 880	1, 344, 295	Q4
5, 036, 031	299, 801	1, 333, 331	3, 180, 155	966	796, 619	6, 411, 233	482, 778	Jan 2008
4, 746, 651	289, 200	1, 290, 824	2, 944, 092	776	760, 187	6, 088, 321	441, 741	Feb
5, 108, 019	306, 754	1, 356, 947	3, 196, 737	608	799, 352	6, 581, 716	532, 196	Mar
4, 758, 524	274, 164	1, 180, 982	3, 023, 122	755	767, 700	6, 293, 989	494, 937	Apr
4, 870, 562	295, 691	1, 160, 904	3, 136, 945	985	806, 940	6, 315, 964	488, 648	May
4, 774, 283	266, 888	1, 190, 683	3, 050, 830	890	779, 694	6, 122, 074	485, 135	Jun
4, 956, 728	249, 766	1, 309, 000	3, 127, 938	1, 041	793, 279	6, 495, 254	511, 474	Jul
4, 941, 493	304, 747	1, 287, 457	3, 100, 911	1, 022	791, 092	6, 471, 331	497, 374	Aug
4, 822, 705	289, 335	1, 218, 874	3, 046, 397	903	773, 327	6, 275, 762	480, 829	Sep
4, 864, 023	297, 691	1, 181, 979	3, 108, 591	1, 081	791, 585	6, 289, 935	495, 577	Oct
4, 417, 071	243, 723	1, 132, 225	2, 814, 527	836	724, 620	5, 684, 045	446, 966	Nov
4, 091, 524	201, 405	995, 148	2, 714, 324	399	689, 060	5, 313, 900	401, 752	Dec

年・期・月	電気炉ガス	天然ガス	液化天然ガス	都市ガス(A)	都市ガス(B)	酸素	電力	蒸気
	Electric furnace gas	Natural gas	LNG	Town gas(A)	Town gas(B)	Oxygen	Electricity	Steam
	1000m <sup>3</sup>	1000m <sup>3</sup>	t	1000m <sup>3</sup>	1000m <sup>3</sup>	1000Nm <sup>3</sup>	1000kWh	t
平成16年	6,335	13,385	616,602	971,688	1,018,227	9,768,623	66,194,560	108,900,607
17	55,147	12,593	715,385	1,111,636	1,209,835	9,756,302	66,244,107	106,709,866
18	90,629	13,668	600,496	1,410,740	1,551,798	10,101,477	67,226,395	102,740,094
19	97,140	13,678	430,071	1,752,354	1,921,558	10,716,203	69,350,931	104,547,671
20	96,864	12,178	449,863	1,743,646	1,911,167	10,418,600	68,567,712	96,051,853
平成18年度	93,185	13,945	549,113	1,535,602	1,687,662	10,249,680	68,017,197	103,047,148
19	90,920	13,450	432,117	1,780,097	1,951,124	10,838,920	69,706,683	103,951,563
20年1~3月	20,094	3,278	109,087	465,636	510,281	2,737,565	17,397,785	25,646,835
4~6	29,615	3,359	108,203	440,633	482,817	2,714,079	17,636,517	23,351,302
7~9	19,954	3,075	116,498	455,315	499,068	2,699,567	17,702,082	25,250,570
10~12	27,201	2,466	116,075	382,062	419,001	2,267,389	15,831,328	21,803,146
平成20年1月	6,529	941	37,258	154,222	169,010	921,832	5,762,193	8,655,175
2	5,364	1,145	35,591	153,355	168,086	850,784	5,597,640	8,145,645
3	8,201	1,192	36,238	158,059	173,185	964,949	6,037,952	8,846,015
4	9,275	1,219	36,157	149,666	164,039	877,377	5,734,101	7,726,045
5	10,579	1,091	37,197	140,796	154,243	928,065	5,937,305	7,752,021
6	9,761	1,049	34,849	150,171	164,535	908,637	5,965,111	7,873,236
7	7,282	1,095	39,786	154,038	168,886	913,594	6,014,543	8,647,762
8	3,123	976	38,823	144,538	158,412	903,611	5,858,174	8,451,900
9	9,549	1,004	37,889	156,739	171,770	882,362	5,829,365	8,150,908
10	8,736	929	41,840	148,974	163,385	889,430	5,797,165	7,763,014
11	10,027	776	39,559	129,655	142,125	761,438	5,306,316	7,112,462
12	8,438	761	34,676	103,433	113,491	616,521	4,727,847	6,927,670

年・期・月	タール	コークス炉ガス	高炉ガス	転炉ガス	液化天然ガス	都市ガス(A)	都市ガス(B)	電力
	Tar	Coke oven gas	Blast furnace gas	Converter gas	LNG	Town gas(A)	Town gas(B)	Electricity
	t	1000m <sup>3</sup>	1000m <sup>3</sup>	1000m <sup>3</sup>	t	1000m <sup>3</sup>	1000m <sup>3</sup>	1000kWh
平成16年	—	221,478	68,727	21,928	1,207	248	277	3,637,599
17	—	231,491	70,069	22,749	1,405	1,098	1,230	3,836,899
18	—	237,118	86,106	24,603	1,694	1,274	1,399	3,886,949
19	—	244,041	99,809	20,659	—	3,461	3,787	3,957,190
20	—	272,100	84,206	19,927	14	3,302	3,615	4,031,733
平成18年度	—	237,141	91,788	22,362	1,233	1,839	2,012	3,884,238
19	—	252,886	98,314	21,656	4	3,490	3,821	4,006,102
20年1~3月	—	66,657	23,515	5,730	4	995	1,090	1,013,522
4~6	—	69,565	21,620	4,917	2	621	680	989,335
7~9	—	70,117	20,189	4,884	4	665	727	1,028,645
10~12	—	65,761	18,882	4,396	4	1,021	1,118	1,000,231
平成20年1月	—	22,263	8,623	1,907	2	346	379	346,197
2	—	19,545	6,792	1,757	2	304	333	317,826
3	—	24,849	8,100	2,066	—	345	378	349,499
4	—	21,936	6,670	1,524	—	251	275	314,580
5	—	25,332	7,688	1,704	1	175	192	341,912
6	—	22,297	7,262	1,689	1	195	213	332,843
7	—	23,312	7,045	1,701	1	192	210	346,325
8	—	24,660	6,839	1,574	2	218	238	344,839
9	—	22,145	6,305	1,609	1	255	279	337,481
10	—	21,763	7,235	1,697	2	261	286	343,545
11	—	22,408	6,109	1,430	1	372	407	341,142
12	—	21,590	5,538	1,269	1	388	425	315,544

年・期・月	コークス炉ガス	電力	蒸気	鉄鉄用 for Pig iron				
	Coke oven gas	Electricity	Steam	計 (原油換算) Total (Crude petroleum equivalent)	石油系燃料 (原油換算) Oil based fuels (Crude petroleum equivalent)	軽油 Gas oil	重油計 Heavy fuel oil Total	A重油 Heavy fuel oil A
	1000m <sup>3</sup>	1000kWh	t	kl	kl	kl	kl	kl
平成16年	43,175	301,334	9,720	38,540,733	452,363	22	88,528	537
17	52,600	300,645	13,280	38,430,661	593,594	12	113,186	541
18	40,416	295,782	9,160	38,874,478	494,767	16	38,221	927
19	39,393	299,307	9,030	39,873,442	491,994	17	37,725	592
20	42,035	304,060	8,920	38,436,296	565,283	15	92,838	674
平成18年度	39,371	291,401	9,340	39,088,484	481,666	16	29,213	574
19	39,315	302,193	8,250	40,106,312	509,387	17	54,179	626
20年1~3月	11,800	70,664	3,155	9,885,114	140,890	3	21,743	191
4~6	12,270	78,118	1,235	9,771,198	167,367	4	29,826	170
7~9	8,352	76,764	1,605	9,840,373	130,737	4	24,698	160
10~12	9,613	78,514	2,925	8,939,612	126,289	4	16,571	153
平成20年1月	4,184	27,427	1,065	3,363,162	43,697	1	6,538	63
2	3,639	22,528	1,095	3,128,249	36,934	1	6,380	63
3	3,977	20,709	995	3,393,703	60,259	1	8,825	65
4	4,302	25,878	475	3,196,895	53,682	2	10,567	46
5	4,477	26,988	385	3,329,398	52,648	1	9,324	57
6	3,491	25,252	375	3,244,904	61,036	1	9,935	67
7	2,806	24,234	325	3,306,890	52,177	2	8,281	53
8	2,517	26,400	595	3,290,685	39,170	1	8,291	46
9	3,029	26,130	685	3,242,797	39,390	1	8,126	61
10	3,188	27,619	825	3,263,654	47,643	1	7,842	46
11	3,401	25,479	1,035	2,931,664	40,935	1	5,722	55
12	3,024	25,416	1,065	2,744,293	37,711	2	3,007	52

焼結用 計 (原油換算) Total (Crude petroleum equivalent)		for Sintering							Year, quarter and month
計 (原油換算) Total (Crude petroleum equivalent)	石油系燃料 (原油換算) Oil based fuels (Crude petroleum equivalent)	重油計 Heavy fuel oil Total	B・C重油 Heavy fuel oil B・C	非石油系燃料 (原油換算) Non-oil based fuels (Crude petroleum equivalent)	コークス製造用炭 (原料炭) Coal for making coke (material coal)	石炭 Coal	石炭コークス Coal coke		
kl	kl	kl	kl	kl	t	t	t		
4,868,377	2,075	1,901	1,901	4,512,076	—	1,469,020	4,253,816	C. Y. 2004	
4,892,045	1,934	1,772	1,772	4,515,563	105,311	1,833,589	3,827,729	C. Y. 2005	
4,821,434	1,894	1,735	1,735	4,441,208	78,820	1,709,730	3,861,399	C. Y. 2006	
4,874,034	1,828	1,675	1,675	4,487,300	—	1,807,953	3,903,798	C. Y. 2007	
4,599,549	1,695	1,566	1,566	4,210,241	—	1,726,296	3,817,182	C. Y. 2008	
4,832,762	1,831	1,677	1,677	4,452,969	41,246	1,709,008	3,913,253	F. Y. 2006	
4,874,941	1,838	1,687	1,687	4,484,877	—	1,836,627	3,925,077	F. Y. 2007	
1,209,813	435	402	402	1,111,889	—	501,532	971,459	Q1 2008	
1,141,087	442	408	408	1,045,754	—	423,882	951,223	Q2	
1,149,713	436	403	403	1,050,378	—	424,792	956,224	Q3	
1,098,937	382	353	353	1,002,220	—	376,090	938,276	Q4	
412,999	154	142	142	379,505	—	165,056	337,212	Jan 2008	
384,003	135	125	125	353,280	—	166,226	303,938	Feb	
412,811	146	135	135	379,105	—	170,250	330,309	Mar	
369,620	146	135	135	339,283	—	136,690	309,782	Apr	
393,652	155	143	143	360,678	—	146,413	326,953	May	
377,815	141	130	130	345,794	—	140,779	314,488	Jun	
387,929	146	135	135	354,492	—	141,932	324,227	Jul	
384,962	139	128	128	351,649	—	144,261	317,501	Aug	
376,822	152	140	140	344,237	—	138,599	314,496	Sep	
388,962	150	139	139	355,794	—	127,151	339,845	Oct	
376,884	110	102	102	343,838	—	144,297	308,695	Nov	
333,091	121	112	112	302,588	—	104,642	289,736	Dec	

蒸気 Steam		ペレット用 計 (原油換算) Total (Crude petroleum equivalent)							Year, quarter and month
計 (原油換算) Total (Crude petroleum equivalent)	石油系燃料 (原油換算) Oil based fuels (Crude petroleum equivalent)	重油計 Heavy fuel oil Total	B・C重油 Heavy fuel oil B・C	非石油系燃料 (原油換算) Non-oil based fuels (Crude petroleum equivalent)	石炭 Coal	石炭コークス Coal coke			
t	kl	kl	kl	kl	t	t			
191,569	159,752	5,185	4,750	4,750	125,488	97,031	43,243	C. Y. 2004	
185,002	204,242	6,983	6,397	6,397	167,996	99,901	88,047	C. Y. 2005	
171,692	196,728	5,893	5,398	5,398	162,319	99,496	89,742	C. Y. 2006	
171,031	198,131	4,613	4,226	4,226	164,679	109,605	84,520	C. Y. 2007	
181,820	194,527	9,088	8,394	8,394	156,538	119,675	71,273	C. Y. 2008	
170,060	190,618	5,628	5,156	5,156	156,874	96,378	86,319	F. Y. 2006	
170,853	198,580	4,331	3,971	3,971	165,281	112,580	84,650	F. Y. 2007	
46,399	47,329	472	436	436	40,065	25,594	21,897	Q1 2008	
41,374	49,889	1,646	1,520	1,520	40,891	28,082	20,472	Q2	
46,452	48,495	3,936	3,635	3,635	37,308	30,927	16,080	Q3	
47,595	48,815	3,035	2,803	2,803	38,274	35,072	12,824	Q4	
16,428	17,500	83	77	77	14,792	9,510	8,155	Jan 2008	
14,803	16,178	161	149	149	13,845	8,666	8,038	Feb	
15,168	13,650	227	210	210	11,428	7,418	5,704	Mar	
13,422	16,467	82	76	76	13,944	10,118	6,423	Apr	
14,669	16,744	69	64	64	14,137	9,399	7,180	May	
13,283	16,679	1,494	1,380	1,380	12,810	8,565	6,869	Jun	
15,551	15,370	1,256	1,160	1,160	11,837	7,993	6,581	Jul	
15,858	16,644	1,299	1,200	1,200	12,847	11,521	5,034	Aug	
15,043	16,481	1,380	1,275	1,275	12,623	11,413	4,465	Sep	
15,330	17,843	1,893	1,748	1,748	13,324	11,503	5,196	Oct	
17,380	15,584	715	660	660	12,428	11,441	3,917	Nov	
14,885	15,388	428	395	395	12,522	12,128	3,711	Dec	

B・C重油 Heavy fuel oil B・C	液化石油ガス LPG	オイルコークス Petroleum coke	非石油系燃料 (原油換算) Non-oil based fuels (Crude petroleum equivalent)	コークス製造用炭 (原料炭) Coal for making coke (material coal)	石炭 Coal	石炭コークス Coal coke	タール Tar	Year, quarter and month
kl	t	t	kl	t	t	t	t	
87,991	6,066	373,165	37,132,307	2,859,127	7,734,694	31,666,115	—	C. Y. 2004
112,645	3,976	498,786	36,894,435	3,080,312	7,286,867	31,396,932	—	C. Y. 2005
37,294	5,856	477,924	37,423,693	3,116,032	7,386,800	31,879,165	—	C. Y. 2006
37,133	3,625	478,650	38,397,553	3,335,164	7,879,481	32,141,698	—	C. Y. 2007
92,164	4,396	594,132	36,857,273	3,319,165	7,904,041	31,810,743	—	C. Y. 2008
28,639	5,437	474,983	37,657,870	3,122,994	7,505,694	31,956,954	—	F. Y. 2006
53,553	3,883	503,541	38,581,452	3,454,785	8,044,557	32,420,727	—	F. Y. 2007
21,552	1,097	150,037	9,484,901	895,755	2,033,142	8,137,325	—	Q1 2008
29,656	1,201	172,799	9,351,479	836,743	2,040,031	8,040,441	—	Q2
24,538	985	132,941	9,452,662	843,848	2,071,570	8,120,107	—	Q3
16,418	1,113	138,355	8,568,231	742,819	1,759,298	7,512,870	—	Q4
6,475	282	46,921	3,231,750	299,801	701,609	2,771,688	—	Jan 2008
6,317	341	38,289	3,007,885	289,200	651,922	2,572,858	—	Feb
8,760	474	64,827	3,245,266	306,754	679,611	2,792,779	—	Mar
10,521	353	54,076	3,059,980	274,164	657,278	2,643,493	—	Apr
9,267	575	54,104	3,191,186	295,691	698,397	2,732,778	—	May
9,868	273	64,619	3,100,313	266,888	684,356	2,664,170	—	Jun
8,228	393	55,264	3,167,980	249,766	719,546	2,733,770	—	Jul
8,245	308	38,559	3,165,562	304,747	671,837	2,716,912	—	Aug
8,065	284	39,118	3,119,120	289,335	680,187	2,669,425	—	Sep
7,796	233	50,283	3,130,645	297,691	646,324	2,700,577	—	Oct
5,667	509	44,104	2,811,199	243,723	608,654	2,443,114	—	Nov
2,955	371	43,968	2,626,387	201,405	504,320	2,369,179	—	Dec

年・期・月	コークス炉ガス	高炉ガス	転炉ガス	液化天然ガス	都市ガス(A)	都市ガス(B)	酸素	電力
	Coke oven gas	Blast furnace gas	Converter furnace gas	LNG	Town gas(A)	Town gas(B)	Oxygen	Electricity
	1000m <sup>3</sup>	1000m <sup>3</sup>	1000m <sup>3</sup>	t	1000m <sup>3</sup>	1000m <sup>3</sup>	1000Nm <sup>3</sup>	1000kWh
平成16年	1,598,535	31,609,125	1,409,135	7,338	6,642	7,371	3,130,717	5,146,878
17	1,649,075	31,374,091	1,409,951	10,347	97,061	108,718	3,115,306	5,218,036
18	1,632,315	32,031,018	1,363,610	9,910	105,206	115,202	3,152,574	5,438,573
19	1,655,693	33,073,073	1,453,854	—	186,189	203,858	3,420,528	5,553,500
20	1,640,368	33,230,615	1,530,363	—	168,180	184,137	3,237,711	5,551,997
平成18年度	1,643,051	32,149,931	1,443,000	6,725	148,284	162,356	3,177,121	5,493,201
19	1,662,303	33,644,445	1,489,619	—	187,768	205,583	3,499,611	5,606,988
20年1~3月	407,435	8,529,285	402,408	—	48,097	52,659	881,995	1,389,921
4~6	418,016	8,388,632	368,764	—	45,335	49,637	866,362	1,404,197
7~9	406,723	8,448,094	403,856	—	49,722	54,439	880,310	1,433,708
10~12	408,194	7,864,604	355,335	—	25,026	27,402	609,044	1,324,171
平成20年1月	138,630	2,897,762	138,829	—	15,668	17,154	301,472	471,271
2	130,465	2,702,585	129,758	—	13,805	15,114	268,530	441,299
3	138,340	2,928,938	133,821	—	18,624	20,391	311,993	477,351
4	136,949	2,751,020	128,149	—	12,438	13,619	270,257	454,661
5	142,074	2,844,714	123,649	—	16,085	17,611	300,546	477,606
6	138,993	2,792,898	116,966	—	16,812	18,407	295,559	471,930
7	135,174	2,842,356	131,024	—	14,805	16,209	302,637	484,846
8	136,056	2,819,811	136,540	—	16,980	18,591	294,514	479,002
9	135,493	2,785,927	136,292	—	17,937	19,639	283,159	469,860
10	144,159	2,807,136	124,209	—	19,707	21,577	272,497	472,430
11	132,180	2,573,612	123,342	—	3,792	4,152	204,793	429,445
12	131,855	2,483,856	107,784	—	1,527	1,673	131,754	422,296

年・期・月	液化石油ガス	オイルコークス	非石油系燃料 (原油換算)	石炭	石炭コークス	コークス炉ガス	高炉ガス	転炉ガス
	LPG	Petroleum coke	Non-oil based fuels (Crude petroleum equivalent)	Coal	Coal coke	Coke oven gas	Blast furnace gas	Converter furnace gas
	t	t	kl	t	t	1000m <sup>3</sup>	1000m <sup>3</sup>	1000m <sup>3</sup>
平成16年	814	—	668,756	573,694	322,733	2,767	885	3,626
17	799	—	696,687	594,780	338,571	2,777	901	3,515
18	929	36	631,332	526,673	315,165	3,162	1,227	4,448
19	1,576	—	649,558	547,352	317,294	5,300	1,956	7,117
20	2,102	—	604,426	503,801	318,293	5,242	1,706	6,757
平成18年度	946	36	638,048	542,550	309,306	3,479	1,382	5,075
19	1,778	—	617,163	511,513	312,526	5,717	2,009	7,513
20年1~3月	520	—	148,637	126,196	76,321	1,449	455	2,007
4~6	525	—	158,405	130,152	85,318	1,374	454	1,884
7~9	472	—	156,086	133,594	78,908	1,107	371	1,378
10~12	585	—	141,298	113,859	77,746	1,312	426	1,488
平成20年1月	186	—	53,176	45,301	26,962	485	131	639
2	168	—	45,566	38,383	23,511	452	162	609
3	166	—	49,895	42,512	25,848	512	162	759
4	176	—	50,882	43,077	26,414	491	160	709
5	180	—	55,473	43,957	31,125	519	158	711
6	169	—	52,049	43,118	27,779	364	136	464
7	177	—	54,147	45,715	27,940	360	140	452
8	132	—	54,169	47,469	26,474	368	117	461
9	163	—	47,770	40,410	24,494	379	114	465
10	192	—	49,843	39,671	27,402	456	147	547
11	208	—	47,408	38,937	25,411	430	138	489
12	185	—	44,047	35,251	24,933	426	141	452

年・期・月	灯油	軽油	重油計	A重油	B・C重油	炭化水素油	液化石油ガス	オイルコークス
	Kerosene	Gas oil	Heavy fuel oil Total	Heavy fuel oil A	Heavy fuel oil B・C	Hydrocarbon oil	LPG	Petroleum coke
	kl	kl	kl	kl	kl	kl	t	t
平成16年	45,469	1,590	62,845	59,284	3,561	2,911	70,459	6,814
17	41,144	1,684	58,209	54,686	3,523	2,525	74,344	7,444
18	32,123	1,710	59,761	56,639	3,122	3,047	78,253	10,725
19	25,031	1,636	54,771	49,554	5,217	3,202	81,703	12,248
20	20,531	1,775	48,770	42,653	6,117	3,848	83,071	5,750
平成18年度	29,998	1,641	57,872	54,635	3,237	2,645	80,062	11,274
19	24,492	1,722	53,638	47,688	5,950	3,603	81,262	11,694
20年1~3月	5,916	466	13,543	11,864	1,679	1,001	20,684	2,361
4~6	5,834	445	12,971	11,404	1,567	973	20,671	1,496
7~9	4,866	438	11,813	10,208	1,605	906	20,812	779
10~12	3,915	426	10,443	9,177	1,266	968	20,904	1,114
平成20年1月	1,909	162	4,494	3,967	527	334	6,852	945
2	1,972	148	4,277	3,736	541	345	6,571	713
3	2,035	156	4,772	4,161	611	322	7,261	703
4	1,979	145	4,708	4,217	491	309	6,737	758
5	2,025	157	3,922	3,429	493	340	6,945	346
6	1,830	143	4,341	3,758	583	324	6,989	392
7	1,806	149	4,119	3,508	611	371	6,830	313
8	1,542	145	3,859	3,355	504	270	6,847	193
9	1,518	144	3,835	3,345	490	265	7,135	273
10	1,525	149	3,909	3,463	446	352	7,457	439
11	1,343	142	3,487	3,018	469	325	6,918	393
12	1,047	135	3,047	2,696	351	291	6,529	282

蒸気 Steam t	for Ferro-alloys							Year, quarter and month
	フェロアロイ用 計 (原油換算) Total (Crude petro- leum equivalent) kl	石油系燃料 (原油換算) Oil based fuels (Crude petro- leum equivalent) kl	灯油 Kerosene kl	軽油 Gas oil kl	重油計 Heavy fuel oil Total kl	A重油 Heavy fuel oil A kl	B・C重油 Heavy fuel oil B・C kl	
6,726,300	985,499	64,407	675	602	57,105	3,678	53,427	C. Y. 2004
6,438,735	1,033,910	69,957	734	641	62,117	3,642	58,475	C. Y. 2005
6,333,101	927,074	64,395	634	731	56,829	3,460	53,369	C. Y. 2006
6,576,527	952,872	64,839	587	810	56,467	3,625	52,842	C. Y. 2007
7,194,232	899,105	64,706	610	808	56,214	3,876	52,338	C. Y. 2008
6,158,618	932,360	63,017	622	724	55,562	3,437	52,125	F. Y. 2006
7,003,958	909,219	64,092	593	849	55,643	3,803	51,840	F. Y. 2007
1,881,153	221,845	17,033	201	197	14,825	1,147	13,678	Q1 2008
1,761,093	237,238	16,731	138	209	14,577	1,030	13,547	Q2
1,788,243	229,115	15,690	133	203	13,671	760	12,911	Q3
1,763,743	210,908	15,252	138	199	13,141	939	12,202	Q4
634,772	80,077	6,704	65	73	5,868	363	5,505	Jan 2008
613,105	67,329	5,193	78	55	4,499	356	4,143	Feb
633,276	74,439	5,136	58	69	4,458	428	4,030	Mar
592,280	77,165	5,689	66	69	4,953	470	4,483	Apr
595,124	82,781	5,818	41	70	5,076	294	4,782	May
573,689	77,292	5,224	31	70	4,548	266	4,282	Jun
602,284	80,350	5,883	41	75	5,133	257	4,876	Jul
598,886	79,763	5,579	43	66	4,912	247	4,665	Aug
587,073	69,003	4,228	49	62	3,626	256	3,370	Sep
599,220	71,395	4,651	43	57	3,995	308	3,687	Oct
572,639	71,872	5,561	42	69	4,808	335	4,473	Nov
591,884	67,641	5,040	53	73	4,338	296	4,042	Dec

電気炉ガス Electric furnace gas 1000m <sup>3</sup>	製鋼用計 for Steelmaking					Year, quarter and month		
	都市ガス (A) Town gas(A) 1000m <sup>3</sup>	都市ガス (B) Town gas(B) 1000m <sup>3</sup>	酸素 Oxygen 1000Nm <sup>3</sup>	電力 Electricity 1000kWh	蒸気 Steam t			
6,335	34	34	59,743	2,664,759	17,238	4,293,430	211,962	C. Y. 2004
6,560	19	19	63,783	2,820,978	20,202	4,207,149	208,424	C. Y. 2005
4,804	17	17	66,224	2,440,067	19,892	4,455,515	210,109	C. Y. 2006
5,788	16	16	66,759	2,514,934	20,919	4,646,993	204,379	C. Y. 2007
9,113	16	16	63,496	2,453,581	25,066	4,499,972	188,568	C. Y. 2008
4,613	16	16	66,185	2,439,706	19,633	4,531,872	208,523	F. Y. 2006
6,632	16	16	65,844	2,409,973	22,585	4,648,074	201,506	F. Y. 2007
2,068	6	6	15,559	598,663	7,014	1,157,993	49,928	Q1 2008
2,230	4	4	15,949	662,892	6,327	1,183,449	48,528	Q2
2,146	3	3	17,162	612,425	5,346	1,126,280	45,994	Q3
2,669	3	3	14,826	579,601	6,379	1,032,250	44,119	Q4
782	2	2	5,928	215,308	2,427	371,864	16,633	Jan 2008
675	2	2	5,023	176,457	2,241	367,686	15,925	Feb
611	2	2	4,608	206,898	2,346	418,443	17,370	Mar
717	1	1	4,830	219,707	2,253	384,052	16,574	Apr
782	2	2	5,776	229,456	2,100	400,986	15,823	May
731	1	1	5,343	213,729	1,974	398,411	16,131	Jun
756	1	1	5,908	217,062	1,852	377,335	15,673	Jul
709	1	1	5,876	213,851	1,763	373,430	14,968	Aug
681	1	1	5,378	181,512	1,731	375,515	15,354	Sep
719	1	1	5,981	180,402	1,716	381,682	16,082	Oct
890	1	1	4,844	201,666	2,070	351,511	14,705	Nov
1,060	1	1	4,001	197,533	2,593	299,056	13,332	Dec

非石油系燃料 (原油換算) Non-oil based fuels (Crude petro- leum equivalent) kl	コークス製造用炭 (原料炭) Coal for making coke (material coal) t	石炭 Coal t	石炭コークス Coal coke t	コークス炉 ガス Coke oven gas 1000m <sup>3</sup>	高炉ガス Blast furnace gas 1000m <sup>3</sup>	転炉ガス Converter furnace gas 1000m <sup>3</sup>	天然ガス Natural gas 1000m <sup>3</sup>	Year, quarter and month
2,090,501	502	718,534	227,976	359,326	11,899	31,785	1,121	C. Y. 2004
2,003,308	465	586,045	210,820	363,040	12,958	31,056	1,292	C. Y. 2005
2,175,624	305	695,331	234,693	363,414	11,632	31,218	1,713	C. Y. 2006
2,315,448	—	751,197	262,330	372,625	12,339	29,460	1,452	C. Y. 2007
2,240,066	—	752,636	231,980	386,905	11,737	32,655	307	C. Y. 2008
2,224,387	149	707,505	251,940	360,283	11,678	29,793	1,761	F. Y. 2006
2,314,257	—	748,299	259,769	382,516	11,941	29,803	1,098	F. Y. 2007
575,824	—	188,686	62,044	101,255	2,963	7,270	85	Q1 2008
584,983	—	197,172	67,801	96,311	3,082	8,350	89	Q2
555,402	—	179,295	54,985	94,169	2,979	9,426	82	Q3
523,857	—	187,483	47,150	95,170	2,713	7,609	51	Q4
185,179	—	54,469	18,489	35,095	1,035	2,579	24	Jan 2008
177,664	—	53,654	19,547	31,900	930	2,163	31	Feb
212,981	—	80,563	24,008	34,260	998	2,528	30	Mar
188,847	—	60,300	21,736	32,321	1,008	2,537	29	Apr
200,706	—	68,919	23,884	32,664	1,017	2,882	30	May
195,430	—	67,953	22,181	31,326	1,057	2,931	30	Jun
184,835	—	58,818	18,227	31,286	1,046	3,125	29	Jul
186,071	—	61,371	17,994	31,787	947	3,028	28	Aug
184,496	—	59,106	18,764	31,096	986	3,273	25	Sep
189,534	—	62,002	18,311	32,812	968	2,736	18	Oct
179,295	—	67,321	16,553	31,823	861	2,533	20	Nov
155,028	—	58,160	12,286	30,535	884	2,340	13	Dec

年・期・月							転炉 LD converters →	
	液化天然ガス	都市ガス(A)	都市ガス(B)	酸素	電力	蒸気	計 (原油換算) Total (Crude petro- leum equivalent)	石油系燃料 (原油換算) Oil based fuels (Crude petro- leum equivalent)
	LNG t	Town gas(A) 1000m <sup>3</sup>	Town gas(B) 1000m <sup>3</sup>	Oxygen 1000Nm <sup>3</sup>	Electricity 1000kWh	Steam t	kl	kl
平成16年	5,194	47,873	49,069	6,128,106	19,100,256	2,726,732	2,411,959	100,036
17	4,274	57,288	61,808	6,149,824	18,949,824	2,992,745	2,371,243	105,478
18	4,028	78,629	86,127	6,424,194	19,576,988	3,210,647	2,496,371	110,284
19	2,263	92,101	100,960	6,753,893	20,069,948	3,366,700	2,628,052	113,349
20	2,799	102,414	112,174	6,639,427	19,743,757	3,395,607	2,577,957	114,073
平成18年度	3,559	84,755	92,956	6,542,889	19,834,654	3,280,603	2,534,682	112,155
19	2,299	94,156	103,182	6,798,910	20,196,160	3,369,805	2,626,827	112,336
20年1~3月	615	25,199	27,606	1,717,902	5,073,771	871,839	657,237	28,545
4~6	392	27,446	30,061	1,714,113	5,271,695	861,502	657,751	28,231
7~9	698	24,973	27,362	1,689,179	5,005,029	857,909	642,950	28,552
10~12	1,094	24,796	27,145	1,518,233	4,393,262	804,357	620,020	28,745
平成20年1月	157	7,957	8,721	574,329	1,611,601	291,318	215,524	9,506
2	277	8,417	9,221	538,217	1,664,266	278,962	202,348	9,088
3	181	8,825	9,664	605,356	1,797,904	301,559	239,365	9,951
4	99	8,833	9,678	562,982	1,706,151	288,188	212,563	9,181
5	80	9,472	10,370	582,181	1,765,328	292,809	226,693	9,559
6	213	9,141	10,013	568,950	1,800,216	280,505	218,494	9,491
7	194	8,315	9,104	565,956	1,688,025	286,476	213,108	9,261
8	189	8,048	8,823	564,763	1,639,069	288,188	217,077	9,468
9	315	8,610	9,435	558,460	1,677,935	283,245	212,765	9,823
10	572	8,999	9,851	568,489	1,674,269	293,984	219,625	10,191
11	258	8,505	9,309	509,644	1,499,635	260,547	209,149	9,491
12	264	7,292	7,985	440,100	1,219,358	249,826	191,246	9,062

年・期・月	→							
	石炭	石炭コークス	コークス炉ガス	高炉ガス	転炉ガス	液化天然ガス	都市ガス(A)	都市ガス(B)
	Coal t	Coal coke t	Coke oven gas 1000m <sup>3</sup>	Blast furnace gas 1000m <sup>3</sup>	Converter furnace gas 1000m <sup>3</sup>	LNG t	Town gas(A) 1000m <sup>3</sup>	Town gas(B) 1000m <sup>3</sup>
平成16年	703,716	74,979	347,244	11,166	28,670	1,352	18,349	18,193
17	573,610	71,219	349,062	12,187	27,946	1,628	21,571	23,506
18	678,524	46,376	345,998	10,681	27,655	1,715	23,759	26,013
19	741,139	46,483	351,801	11,207	25,055	—	24,990	27,360
20	734,700	42,556	365,468	11,044	29,644	43	25,027	27,401
平成18年度	692,364	46,210	341,728	10,696	26,105	1,241	25,686	28,121
19	735,587	48,291	361,143	10,870	25,498	13	23,545	25,779
20年1~3月	183,753	12,862	95,472	2,786	6,395	13	5,818	6,371
4~6	192,192	13,920	90,980	2,905	7,575	6	6,517	7,136
7~9	175,045	7,496	89,143	2,803	8,716	11	5,639	6,174
10~12	183,710	8,278	89,873	2,550	6,958	13	7,053	7,720
平成20年1月	53,307	3,603	32,991	974	2,262	7	1,791	1,961
2	51,643	3,672	30,142	871	1,906	6	1,952	2,138
3	78,803	5,587	32,339	941	2,227	—	2,075	2,272
4	58,879	4,166	30,651	955	2,276	—	1,949	2,135
5	67,458	5,633	30,854	962	2,622	3	2,613	2,860
6	65,855	4,121	29,475	988	2,677	3	1,955	2,141
7	56,988	2,470	29,607	977	2,884	3	1,883	2,061
8	60,081	2,433	30,011	894	2,801	5	1,778	1,947
9	57,976	2,593	29,525	932	3,031	3	1,978	2,166
10	60,115	2,484	30,846	911	2,503	7	2,104	2,303
11	66,272	3,000	30,070	807	2,312	3	2,338	2,559
12	57,323	2,794	28,957	832	2,143	3	2,611	2,858

年・期・月	→							
	A重油	B・C重油	炭化水素油	液化石油ガス	オイルコークス	非石油系燃料 (原油換算)	石炭	石炭コークス
	Heavy fuel oil A kl	Heavy fuel oil B・C kl	Hydrocarbon oil kl	LPG t	Petroleum coke t	Non-oil based fuels (Crude petro- leum equivalent) kl	Coal t	Coal coke t
平成16年	50,951	3,514	2,911	3,271	6,814	349,423	14,818	152,997
17	46,455	3,437	2,525	3,515	7,444	339,489	12,435	139,601
18	47,951	2,994	3,047	4,105	10,725	415,914	16,807	188,317
19	41,884	5,156	3,202	4,079	12,248	452,924	10,058	215,847
20	35,183	6,050	3,848	4,319	5,750	428,305	17,936	189,424
平成18年度	46,076	3,177	2,645	4,195	11,274	437,011	15,141	205,730
19	40,209	5,909	3,603	4,154	11,694	453,661	12,712	211,478
20年1~3月	9,823	1,671	1,001	1,145	2,361	112,221	4,933	49,182
4~6	9,496	1,551	973	1,254	1,496	118,860	4,980	53,881
7~9	8,446	1,598	906	916	779	105,525	4,250	47,489
10~12	7,418	1,230	968	1,004	1,114	91,700	3,773	38,872
平成20年1月	3,234	522	334	380	945	34,774	1,162	14,886
2	3,095	540	345	372	713	36,998	2,011	15,875
3	3,494	609	322	393	703	40,449	1,760	18,421
4	3,568	488	309	434	758	39,298	1,421	17,570
5	2,803	484	340	383	346	39,283	1,461	18,251
6	3,125	579	324	437	392	40,280	2,098	18,060
7	2,943	607	371	362	313	35,618	1,830	15,757
8	2,744	501	270	224	193	34,064	1,290	15,561
9	2,759	490	265	330	273	35,842	1,130	16,171
10	2,866	446	352	384	439	36,772	1,887	15,827
11	2,473	435	325	322	393	31,382	1,049	13,553
12	2,079	349	291	298	282	23,546	837	9,492

灯油 Kerosene	軽油 Gas oil	重油計 Heavy fuel oil Total	A重油 Heavy fuel oil A	B・C重油 Heavy fuel oil B・C	液化石油ガス LPG	非石油系燃料 (原油換算) Non-oil based fuels (Crude petroleum equivalent)	コークス製造用炭 (原料炭) Coal for making coke (material coal)	Year, quarter and month
kl	kl	kl	kl	kl	t	kl	t	
1,648	1,578	8,380	8,333	47	67,188	1,741,078	502	C. Y. 2004
2,292	1,678	8,317	8,231	86	70,829	1,663,819	465	C. Y. 2005
2,188	1,709	8,816	8,688	128	74,148	1,759,710	305	C. Y. 2006
1,864	1,632	7,731	7,670	61	77,624	1,862,524	—	C. Y. 2007
1,444	1,755	7,537	7,470	67	78,752	1,811,761	—	C. Y. 2008
2,072	1,639	8,619	8,559	60	75,867	1,787,376	149	F. Y. 2006
1,730	1,716	7,520	7,479	41	77,108	1,860,596	—	F. Y. 2007
396	463	2,049	2,041	8	19,539	463,603	—	Q1 2008
396	434	1,924	1,908	16	19,417	466,123	—	Q2
236	435	1,769	1,762	7	19,896	449,877	—	Q3
416	423	1,795	1,759	36	19,900	432,158	—	Q4
114	161	738	733	5	6,472	150,405	—	Jan 2008
168	147	642	641	1	6,199	140,666	—	Feb
114	155	669	667	2	6,868	172,532	—	Mar
114	144	652	649	3	6,303	149,549	—	Apr
168	148	635	626	9	6,562	161,423	—	May
114	142	637	633	4	6,552	155,150	—	Jun
54	148	569	565	4	6,468	149,217	—	Jul
14	144	614	611	3	6,623	152,006	—	Aug
168	143	586	586	—	6,805	148,654	—	Sep
168	148	597	597	—	7,073	152,762	—	Oct
114	141	579	545	34	6,596	147,913	—	Nov
134	134	619	617	2	6,231	131,482	—	Dec

酸素 Oxygen	電力 Electricity	蒸気 Steam	電気炉 Electric furnaces		灯油 Kerosene	軽油 Gas oil	重油計 Heavy fuel oil Total	Year, quarter and month
			計 (原油換算) Total (Crude petroleum equivalent)	石油系燃料 (原油換算) Oil based fuels (Crude petroleum equivalent)				
1000Nm <sup>3</sup>	1000kWh	t	kl	kl	kl	kl	kl	
5,209,465	4,231,032	2,457,790	1,881,470	111,926	43,821	12	54,465	C. Y. 2004
5,259,273	4,366,282	2,719,901	1,835,906	102,946	38,852	6	49,892	C. Y. 2005
5,482,477	4,499,424	2,889,597	1,959,144	99,825	29,935	1	50,945	C. Y. 2006
5,791,931	4,677,068	3,019,001	2,018,940	91,031	23,167	4	47,040	C. Y. 2007
5,738,109	4,764,521	3,022,387	1,922,015	74,495	19,087	20	41,233	C. Y. 2008
5,586,480	4,542,678	2,956,681	1,997,190	96,368	27,926	2	49,253	F. Y. 2006
5,832,714	4,727,641	3,006,293	2,021,247	89,171	22,762	6	46,118	F. Y. 2007
1,474,798	1,201,878	770,890	500,757	21,382	5,520	3	11,494	Q1 2008
1,461,159	1,188,737	764,114	525,698	20,296	5,438	11	11,047	Q2
1,470,937	1,200,096	765,096	483,330	17,442	4,630	3	10,044	Q3
1,331,215	1,173,810	722,287	412,230	15,374	3,499	3	8,648	Q4
497,940	405,227	259,205	156,341	7,126	1,795	1	3,756	Jan 2008
458,625	382,982	245,462	165,339	6,836	1,804	1	3,635	Feb
518,233	413,669	266,223	179,078	7,420	1,921	1	4,103	Mar
476,824	388,271	256,287	171,489	7,393	1,865	1	4,056	Apr
499,121	404,727	261,301	174,292	6,264	1,857	9	3,287	May
485,214	395,739	246,526	179,917	6,640	1,716	1	3,704	Jun
491,616	397,704	255,129	164,227	6,412	1,752	1	3,550	Jul
495,352	404,598	259,918	156,353	5,500	1,528	1	3,245	Aug
483,969	397,794	250,049	162,750	5,530	1,350	1	3,249	Sep
494,925	413,618	263,237	162,058	5,891	1,357	1	3,312	Oct
445,344	383,769	232,127	142,362	5,214	1,229	1	2,908	Nov
390,946	376,423	226,923	107,811	4,269	913	1	2,428	Dec

コークス炉 ガス Coke oven gas	高炉ガス Blast furnace gas	転炉ガス Converter furnace gas	天然ガス Natural gas	液化天然ガス LNG	都市ガス (A) Town gas(A)	都市ガス (B) Town gas(B)	酸素 Oxygen	Year, quarter and month
1000m <sup>3</sup>	1000m <sup>3</sup>	1000m <sup>3</sup>	1000m <sup>3</sup>	t	1000m <sup>3</sup>	1000m <sup>3</sup>	1000Nm <sup>3</sup>	
12,082	733	3,115	1,121	3,842	29,524	30,876	918,641	C. Y. 2004
13,978	771	3,110	1,292	2,646	35,717	38,302	890,551	C. Y. 2005
17,416	951	3,563	1,713	2,313	54,870	60,114	941,717	C. Y. 2006
20,824	1,132	4,405	1,452	2,263	67,111	73,600	961,962	C. Y. 2007
21,437	693	3,011	307	2,756	77,387	84,773	901,318	C. Y. 2008
18,555	982	3,688	1,761	2,318	59,069	64,835	956,409	F. Y. 2006
21,373	1,071	4,305	1,098	2,286	70,611	77,403	966,196	F. Y. 2007
5,783	177	875	85	602	19,381	21,235	243,104	Q1 2008
5,331	177	775	89	386	20,929	22,925	252,954	Q2
5,026	176	710	82	687	19,334	21,188	218,242	Q3
5,297	163	651	51	1,081	17,743	19,425	187,018	Q4
2,104	61	317	24	150	6,166	6,760	76,389	Jan 2008
1,758	59	257	31	271	6,465	7,083	79,592	Feb
1,921	57	301	30	181	6,750	7,392	87,123	Mar
1,670	53	261	29	99	6,884	7,543	86,158	Apr
1,810	55	260	30	77	6,859	7,510	83,060	May
1,851	69	254	30	210	7,186	7,872	83,736	Jun
1,679	69	241	29	191	6,432	7,043	74,340	Jul
1,776	53	227	28	184	6,270	6,876	69,411	Aug
1,571	54	242	25	312	6,632	7,269	74,491	Sep
1,966	57	233	18	565	6,895	7,548	73,564	Oct
1,753	54	221	20	255	6,167	6,750	64,300	Nov
1,578	52	197	13	261	4,681	5,127	49,154	Dec

年・期・月			鍛鋼用 for Steel forgings						→
	電力	蒸気	計 (原油換算)	石油系燃料 (原油換算)	灯油	軽油	重油計	A重油	
	Electricity	Steam	Total (Crude petro- leum equivalent)	Oil based fuels (Crude petro- leum equivalent)	Kerosene	Gas oil	Heavy fuel oil Total	Heavy fuel oil A	
	1000kWh	t	kl	kl	kl	kl	kl	kl	
平成16年	14,869,224	268,942	264,690	118,151	19,584	351	80,844	69,564	
17	14,583,542	272,844	268,920	117,421	19,236	445	79,650	68,054	
18	15,077,564	321,050	267,276	111,884	17,634	542	75,072	67,621	
19	15,392,880	347,699	266,422	105,520	16,304	588	71,758	66,293	
20	14,979,236	373,220	268,619	105,441	18,335	552	68,381	64,133	
平成18年度	15,291,976	323,922	266,418	109,878	16,814	545	74,391	68,518	
19	15,468,519	363,512	269,436	105,090	16,182	605	71,390	66,134	
20年1~3月	3,871,893	100,949	69,096	26,365	4,153	155	17,885	16,555	
4~6	4,082,958	97,388	68,424	26,725	4,737	142	17,370	15,917	
7~9	3,804,933	92,813	65,541	25,496	4,662	138	16,053	15,158	
10~12	3,219,452	82,070	65,558	26,855	4,783	117	17,073	16,503	
平成20年1月	1,206,374	32,113	21,698	8,238	1,292	49	5,655	5,224	
2	1,281,284	33,500	23,392	8,877	1,473	55	5,946	5,530	
3	1,384,235	35,336	24,006	9,250	1,388	51	6,284	5,801	
4	1,317,880	31,901	23,286	9,346	1,610	48	6,229	5,725	
5	1,360,601	31,508	22,094	8,458	1,541	45	5,353	4,942	
6	1,404,477	33,979	23,044	8,920	1,586	49	5,788	5,250	
7	1,290,321	31,347	23,619	9,283	1,575	51	6,239	5,751	
8	1,234,471	28,270	19,856	7,530	1,507	39	4,379	4,178	
9	1,280,141	33,196	22,067	8,684	1,580	48	5,435	5,229	
10	1,260,651	30,747	23,569	9,433	1,690	48	6,043	5,837	
11	1,115,866	28,420	21,784	8,904	1,592	40	5,606	5,396	
12	842,935	22,903	20,206	8,518	1,501	29	5,424	5,270	

年・期・月						鑄鋼用 for Steel castings			→
	都市ガス (A)	都市ガス (B)	酸素	電力	蒸気	計 (原油換算)	石油系燃料 (原油換算)	灯油	
	Town gas(A)	Town gas(B)	Oxygen	Electricity	Steam	Total (Crude petro- leum equivalent)	Oil based fuels (Crude petro- leum equivalent)	Kerosene	
	1000m <sup>3</sup>	1000m <sup>3</sup>	1000Nm <sup>3</sup>	1000kWh	t	kl	kl	kl	
平成16年	25,825	27,903	9,232	692,206	30,550	89,218	47,100	12,909	
17	25,339	27,561	9,411	705,508	26,910	80,096	35,294	12,653	
18	24,862	27,230	9,749	718,024	32,558	82,236	32,404	12,778	
19	29,689	32,508	10,159	729,066	30,895	84,618	31,504	12,819	
20	34,723	38,016	10,130	711,480	30,458	82,966	32,366	13,181	
平成18年度	26,402	28,908	9,974	715,149	31,108	82,746	31,703	12,741	
19	31,581	34,578	10,348	741,880	31,267	85,682	31,786	12,970	
20年1~3月	8,806	9,640	2,818	190,697	8,870	21,533	8,183	3,326	
4~6	8,545	9,355	2,387	184,371	7,351	20,397	8,017	3,299	
7~9	8,430	9,231	2,155	176,430	6,655	20,726	8,136	3,262	
10~12	8,942	9,790	2,770	159,982	7,582	20,311	8,030	3,294	
平成20年1月	2,710	2,967	915	60,410	3,164	6,787	2,571	1,026	
2	2,960	3,240	937	64,279	2,948	7,342	2,780	1,145	
3	3,136	3,433	966	66,008	2,758	7,405	2,832	1,155	
4	2,985	3,268	813	61,304	2,622	7,072	2,845	1,207	
5	2,636	2,886	785	60,066	2,320	6,651	2,576	1,004	
6	2,924	3,201	789	63,001	2,409	6,674	2,596	1,088	
7	2,933	3,212	807	63,820	2,405	7,191	2,949	1,129	
8	2,486	2,722	619	52,741	2,015	6,535	2,468	1,056	
9	3,011	3,297	729	59,869	2,235	6,999	2,719	1,077	
10	3,132	3,429	983	61,032	2,564	7,306	3,031	1,184	
11	2,862	3,134	954	53,971	2,463	6,754	2,630	1,095	
12	2,948	3,227	833	44,979	2,555	6,251	2,369	1,015	

年・期・月							圧延(冷間を含む)及び鋼管用		→
	液化天然ガス	都市ガス (A)	都市ガス (B)	酸素	電力	蒸気	計 (原油換算)	石油系燃料 (原油換算)	
	LNG	Town gas(A)	Town gas(B)	Oxygen	Electricity	Steam	Total (Crude petro- leum equivalent)	Oil based fuels (Crude petro- leum equivalent)	
	t	1000m <sup>3</sup>	1000m <sup>3</sup>	1000Nm <sup>3</sup>	1000kWh	t	kl	kl	
平成16年	112	8,117	8,485	6,001	315,911	1,640	7,531,179	1,021,987	
17	388	9,319	9,689	6,625	299,781	1,780	7,491,325	1,002,245	
18	433	9,613	10,565	6,436	332,069	13,310	7,668,075	951,282	
19	658	11,851	12,887	6,664	338,538	8,412	7,898,294	915,481	
20	862	11,675	12,425	7,228	343,901	8,635	7,718,332	753,873	
平成18年度	503	10,596	11,513	6,505	333,781	12,206	7,768,370	961,547	
19	721	11,749	12,906	6,698	342,132	8,238	7,930,939	878,759	
20年1~3月	226	2,820	3,098	1,723	85,916	1,939	2,015,818	208,274	
4~6	211	2,952	3,140	1,766	85,109	2,274	1,965,453	200,767	
7~9	198	2,988	3,129	1,916	87,954	2,525	1,962,852	188,893	
10~12	227	2,915	3,058	1,823	84,922	1,897	1,774,208	155,939	
平成20年1月	63	885	973	543	27,066	469	674,954	68,767	
2	81	970	1,064	588	29,268	703	652,978	70,266	
3	82	965	1,061	592	29,582	767	687,886	69,241	
4	62	953	1,048	594	29,620	682	657,653	68,844	
5	77	1,028	1,084	566	27,130	808	655,101	64,670	
6	72	971	1,008	606	28,359	784	652,700	67,252	
7	62	1,005	1,053	583	29,786	893	662,365	64,195	
8	66	951	1,003	541	28,581	929	648,396	63,840	
9	70	1,032	1,073	792	29,587	703	652,091	60,859	
10	74	1,002	1,045	624	29,973	680	657,652	59,312	
11	91	1,002	1,054	606	27,943	756	596,075	51,283	
12	62	911	959	593	27,006	461	520,481	45,344	

B・C重油 Heavy fuel oil B・C kl	液化石油ガス LPG t	非石油系燃料 (原油換算) Non-oil based fuels (Crude petroleum equivalent) kl	コークス炉 ガス Coke oven gas 1000m <sup>3</sup>	高炉ガス Blast furnace gas 1000m <sup>3</sup>	転炉ガス Converter furnace gas 1000m <sup>3</sup>	天然ガス Natural gas 1000m <sup>3</sup>	液化天然ガス LNG t	Year, quarter and month
11,280	11,771	79,166	40,537	1,780	7,481	2,793	14,184	C. Y. 2004
11,596	12,312	83,127	44,247	1,932	7,701	2,563	15,888	C. Y. 2005
7,451	12,976	85,445	44,166	3,102	11,764	2,878	16,813	C. Y. 2006
5,465	11,755	90,031	42,603	2,668	10,332	2,603	17,053	C. Y. 2007
4,248	13,805	94,888	44,617	2,396	10,324	2,266	16,531	C. Y. 2008
5,873	12,659	86,966	43,158	2,995	11,338	2,838	17,077	F. Y. 2006
5,256	12,023	92,481	43,149	2,637	10,679	2,540	17,152	F. Y. 2007
1,330	3,131	24,378	10,841	591	2,882	681	4,442	Q1 2008
1,453	3,382	24,040	11,832	656	2,863	635	4,126	Q2
895	3,548	23,173	10,408	678	2,703	600	4,236	Q3
570	3,744	23,297	11,536	471	1,876	350	3,727	Q4
431	930	7,621	3,523	171	883	256	1,337	Jan 2008
416	1,058	8,332	3,766	215	929	222	1,556	Feb
483	1,143	8,424	3,552	205	1,070	203	1,549	Mar
504	1,099	8,056	3,674	189	926	246	1,374	Apr
411	1,154	7,888	4,386	193	923	212	1,298	May
538	1,129	8,096	3,772	274	1,014	177	1,454	Jun
488	1,067	8,233	3,827	292	1,015	227	1,478	Jul
201	1,237	7,281	3,310	220	947	182	1,447	Aug
206	1,244	7,659	3,271	166	741	191	1,311	Sep
206	1,267	8,281	4,004	137	559	200	1,359	Oct
210	1,277	7,689	3,697	170	689	104	1,338	Nov
154	1,200	7,327	3,835	164	628	46	1,030	Dec

軽油 Gas oil kl	重油計 Heavy fuel oil Total kl	A重油 Heavy fuel oil A kl	B・C重油 Heavy fuel oil B・C kl	液化石油ガス LPG t	非石油系燃料 (原油換算) Non-oil based fuels (Crude petroleum equivalent) kl	石炭コークス Coal coke t	コークス炉 ガス Coke oven gas 1000m <sup>3</sup>	Year, quarter and month
67	27,665	27,617	48	4,804	12,231	45	3,238	C. Y. 2004
72	17,131	17,083	48	4,208	16,426	3,341	2,862	C. Y. 2005
102	12,157	12,109	48	5,769	17,606	3,827	2,545	C. Y. 2006
97	11,151	11,103	48	5,841	20,622	4,406	1,998	C. Y. 2007
93	11,042	10,994	48	6,564	18,013	1,335	2,305	C. Y. 2008
102	11,487	11,439	48	5,784	18,733	3,927	2,392	F. Y. 2006
89	11,108	11,060	48	6,046	21,183	4,998	2,123	F. Y. 2007
21	2,780	2,768	12	1,675	5,224	1,250	639	Q1 2008
25	2,691	2,679	12	1,634	4,305	18	612	Q2
24	2,900	2,888	12	1,591	4,233	24	477	Q3
23	2,671	2,659	12	1,664	4,251	43	577	Q4
6	917	913	4	507	1,665	434	208	Jan 2008
7	951	947	4	553	1,791	445	184	Feb
8	912	908	4	615	1,768	371	247	Mar
9	905	901	4	592	1,424	6	201	Apr
9	958	954	4	493	1,495	6	232	May
7	828	824	4	549	1,386	6	179	Jun
8	1,122	1,118	4	561	1,410	8	167	Jul
6	822	818	4	480	1,344	5	151	Aug
10	956	952	4	550	1,479	11	159	Sep
9	1,007	1,003	4	672	1,439	6	194	Oct
7	908	904	4	508	1,473	7	199	Nov
7	756	752	4	484	1,338	30	184	Dec

for Rolling (including Cold) and Pipes								Year, quarter and month
灯油 Kerosene kl	軽油 Gas oil kl	重油計 Heavy fuel oil Total kl	A重油 Heavy fuel oil A kl	B・C重油 Heavy fuel oil B・C kl	炭化水素油 Hydrocarbon oil kl	液化石油ガス LPG t	石油系 炭化水素ガス Hydrocarbon gas 1000m <sup>3</sup>	Year, quarter and month
66,225	25,941	691,104	208,906	482,198	17,593	131,169	542	C. Y. 2004
60,575	25,176	673,501	191,872	481,629	19,082	133,388	513	C. Y. 2005
44,450	26,604	599,826	159,976	439,850	17,704	165,923	601	C. Y. 2006
20,442	27,115	583,570	157,096	426,474	17,084	169,525	811	C. Y. 2007
17,258	26,648	499,306	136,584	362,722	12,936	126,620	537	C. Y. 2008
36,284	26,859	598,743	159,505	439,238	17,863	180,189	673	F. Y. 2006
19,589	27,402	568,756	151,090	417,666	15,528	156,552	811	F. Y. 2007
4,970	6,880	135,555	33,781	101,774	3,002	37,383	188	Q1 2008
4,232	7,722	132,932	36,006	96,926	3,273	33,675	142	Q2
4,116	6,397	127,176	35,810	91,366	3,320	30,409	126	Q3
3,940	5,649	103,643	30,987	72,656	3,341	25,153	81	Q4
1,562	2,097	44,207	11,030	33,177	920	13,045	51	Jan 2008
1,684	2,308	45,482	10,939	34,543	1,019	12,782	76	Feb
1,724	2,475	45,866	11,812	34,054	1,063	11,556	61	Mar
1,457	2,371	45,739	12,482	33,257	1,034	11,695	55	Apr
1,387	2,687	42,401	11,794	30,607	1,067	11,031	42	May
1,388	2,664	44,792	11,730	33,062	1,172	10,949	45	Jun
1,445	2,618	42,828	11,940	30,888	1,217	10,209	43	Jul
1,397	1,532	43,482	11,725	31,757	997	10,412	40	Aug
1,274	2,247	40,866	12,145	28,721	1,106	9,788	43	Sep
1,349	2,094	39,748	12,151	27,597	1,276	9,458	35	Oct
1,372	2,177	33,182	10,090	23,092	1,030	8,779	23	Nov
1,219	1,378	30,713	8,746	21,967	1,035	6,916	23	Dec

年・期・月	→							
	非石油系燃料 (原油換算) Non-oil based fuels (Crude petroleum equivalent)	石炭コークス Coal coke	コークス炉 ガス Coke oven gas	高炉ガス Blast furnace gas	転炉ガス Converter furnace gas	天然ガス Natural gas	液化天然ガス LNG	都市ガス (A) Town gas(A)
	kl	t	1000m <sup>3</sup>	1000m <sup>3</sup>	1000m <sup>3</sup>	1000m <sup>3</sup>	t	1000m <sup>3</sup>
平成16年	4,124,710	—	4,649,171	1,372,676	1,505,929	6,619	319,964	548,354
17	4,154,542	—	4,732,340	1,186,232	1,406,457	5,861	305,993	563,510
18	4,348,245	—	4,728,861	1,277,179	1,421,743	6,121	320,497	694,287
19	4,543,136	—	4,914,541	1,480,846	1,437,857	6,790	293,759	789,251
20	4,588,852	—	4,999,285	1,374,955	1,424,631	6,731	308,953	829,292
平成18年度	4,403,862	—	4,750,039	1,355,074	1,434,323	6,322	315,969	729,402
19	4,606,494	—	5,004,215	1,471,808	1,450,737	6,946	292,601	813,449
20年1~3月	1,186,063	—	1,299,975	361,622	384,150	1,623	70,887	218,371
4~6	1,161,641	—	1,262,137	347,384	375,614	1,914	75,540	212,154
7~9	1,171,629	—	1,291,619	343,332	352,890	1,814	80,869	204,693
10~12	1,069,520	—	1,145,554	322,617	311,977	1,380	81,657	194,074
平成20年1月	396,966	—	441,738	128,637	123,018	418	24,505	69,566
2	381,148	—	416,949	115,670	116,793	550	22,800	71,733
3	407,948	—	441,288	117,315	144,339	655	23,582	77,072
4	388,719	—	411,882	125,949	134,087	670	25,170	73,645
5	387,639	—	426,974	106,261	121,150	614	26,135	68,574
6	385,282	—	423,281	115,174	120,377	630	24,235	69,935
7	393,983	—	436,488	110,337	113,862	658	27,210	68,974
8	386,146	—	426,008	120,430	120,973	572	27,292	65,181
9	391,501	—	429,123	112,565	118,055	584	26,367	70,538
10	398,817	—	429,594	109,832	124,291	493	29,881	71,209
11	362,275	—	382,416	109,809	105,899	427	27,856	68,207
12	308,428	—	333,544	102,976	81,787	460	23,920	54,658

年・期・月	for Power generation, Boilers, Co-generation →							
	A重油 Heavy fuel oil A	B・C重油 Heavy fuel oil B・C	液化石油ガス LPG	非石油系燃料 (原油換算) Non-oil based fuels (Crude petroleum equivalent)	石炭 Coal	タール Tar	コークス炉 ガス Coke oven gas	高炉ガス Blast furnace gas
	kl	kl	t	kl	t	t	1000m <sup>3</sup>	1000m <sup>3</sup>
平成16年	102,207	374,867	101,810	7,345,275	3,189,469	—	1,621,342	37,301,017
17	113,675	336,493	38,958	7,739,030	3,519,950	—	1,601,515	37,149,150
18	96,611	275,283	73,709	7,753,820	3,358,222	—	1,646,924	37,234,915
19	76,906	229,296	112,778	7,790,837	3,622,161	—	1,525,268	37,096,863
20	71,652	161,304	70,443	7,668,675	3,621,285	—	1,599,128	37,793,066
平成18年度	95,145	276,644	92,743	7,678,477	3,404,622	—	1,616,625	36,570,943
19	74,954	200,737	94,438	7,922,834	3,748,033	—	1,547,410	38,104,420
20年1~3月	19,544	44,356	15,288	2,066,374	1,102,637	—	375,997	9,699,510
4~6	12,610	36,119	12,278	1,796,920	710,558	—	413,116	9,526,544
7~9	25,404	46,220	28,426	2,039,352	971,863	—	410,416	10,040,088
10~12	14,094	34,609	14,451	1,766,028	836,227	—	399,599	8,526,924
平成20年1月	7,001	16,242	4,908	685,847	356,978	—	123,408	3,244,012
2	6,125	14,161	4,132	675,678	370,441	—	126,449	3,098,281
3	6,418	13,953	6,248	704,849	375,218	—	126,140	3,357,217
4	5,241	13,283	5,815	630,119	272,812	—	132,733	3,253,477
5	3,804	11,241	2,593	571,411	192,808	—	145,901	3,201,882
6	3,565	11,595	3,870	595,390	244,938	—	134,482	3,071,185
7	8,309	15,506	9,480	701,466	333,703	—	137,785	3,414,202
8	8,273	16,222	10,246	701,617	349,812	—	146,608	3,392,042
9	8,822	14,492	8,700	636,269	288,348	—	126,023	3,233,844
10	4,351	11,058	4,560	627,452	294,767	—	132,186	3,123,561
11	4,607	14,028	5,676	573,009	261,261	—	126,099	2,831,398
12	5,136	9,523	4,215	565,568	280,199	—	141,314	2,571,965

年・期・月	その他の鉄鋼製品 →							
	計 (原油換算) Total (Crude petroleum equivalent)	石油系燃料 (原油換算) Oil based fuels (Crude petroleum equivalent)	ガソリン Gasoline	灯油 Kerosene	軽油 Gas oil	重油計 Heavy fuel oil Total	A重油 Heavy fuel oil A	B・C重油 Heavy fuel oil B・C
	kl	kl	kl	kl	kl	kl	kl	kl
平成16年	3,719,489	236,353	402	35,570	13,486	95,096	82,121	12,975
17	3,597,146	200,830	401	39,364	12,373	78,931	71,718	7,213
18	3,519,266	189,160	391	36,413	14,114	64,737	59,403	5,334
19	3,604,191	188,020	367	34,456	14,795	63,742	59,484	4,258
20	3,552,979	180,769	374	30,987	14,640	62,928	58,888	4,040
平成18年度	3,546,310	190,816	376	35,877	14,622	64,332	59,023	5,309
19	3,622,531	186,385	369	33,795	14,713	64,422	60,295	4,127
20年1~3月	914,141	47,583	90	8,737	3,784	17,584	16,474	1,110
4~6	878,614	44,932	92	7,701	3,598	15,596	14,593	1,003
7~9	897,987	43,902	100	7,264	3,609	14,761	13,586	1,175
10~12	862,237	44,352	92	7,285	3,649	14,987	14,235	752
平成20年1月	304,004	15,412	29	2,796	1,237	5,534	5,189	345
2	295,950	15,747	31	2,939	1,229	6,222	5,846	376
3	314,186	16,424	30	3,002	1,318	5,828	5,439	389
4	292,018	15,284	31	2,532	1,202	5,486	5,147	339
5	294,155	14,414	29	2,613	1,209	4,943	4,583	360
6	292,441	15,234	32	2,556	1,187	5,167	4,863	304
7	305,040	15,072	35	2,477	1,263	5,411	4,990	421
8	296,247	13,671	33	2,449	1,171	4,184	3,793	391
9	296,701	15,159	32	2,338	1,175	5,166	4,803	363
10	307,651	15,454	33	2,272	1,284	5,382	5,057	325
11	286,014	15,107	29	2,674	1,172	5,188	4,873	315
12	268,572	13,792	30	2,339	1,193	4,417	4,305	112

都市ガス (B) Town gas(B)	酸素 Oxygen	電力 Electricity	蒸気 Steam	発電・ボイラ・コージェネレーション用				Year, quarter and month
				計 (原油換算) Total (Crude petro- leum equivalent)	石油系燃料 (原油換算) Oil based fuels (Crude petro- leum equivalent)	灯油 Kerosene	重油計 Heavy fuel oil Total	
				kl	kl	kl	kl	
571,207	131,371	19,677,083	7,569,992	13,285,854	654,227	6,876	477,074	C. Y. 2004
610,653	135,336	19,197,960	7,501,578	13,440,651	540,971	6,347	450,168	C. Y. 2005
762,204	135,945	19,584,378	7,467,206	13,260,800	500,058	3,957	371,894	C. Y. 2006
862,291	137,805	20,181,893	7,678,818	13,378,297	480,920	3,842	306,202	C. Y. 2007
905,751	146,901	19,970,928	7,491,819	12,398,089	343,394	4,104	232,956	C. Y. 2008
800,149	133,883	19,871,118	7,572,739	13,231,055	525,011	3,910	371,789	F. Y. 2006
887,850	143,234	20,310,717	7,707,418	13,351,355	422,953	3,840	275,691	F. Y. 2007
238,327	38,069	5,106,626	2,118,680	3,327,095	88,766	979	63,900	Q1 2008
231,544	36,054	5,099,830	1,861,122	2,926,753	69,296	1,406	48,729	Q2
223,598	37,371	5,214,905	1,695,888	3,348,996	113,869	893	71,624	Q3
212,282	35,407	4,549,567	1,816,129	2,795,245	71,463	826	48,703	Q4
75,939	12,844	1,711,939	722,938	1,110,910	31,387	302	23,243	Jan 2008
78,306	12,496	1,647,041	699,490	1,070,569	27,257	330	20,286	Feb
84,082	12,729	1,747,646	696,252	1,145,617	30,122	347	20,371	Mar
80,415	12,230	1,673,865	642,070	1,001,966	27,736	450	18,524	Apr
74,800	11,701	1,713,160	628,274	941,628	19,857	463	15,045	May
76,329	12,123	1,712,805	590,778	983,159	21,703	493	15,160	Jun
75,385	12,752	1,769,600	572,527	1,152,513	38,002	395	23,815	Jul
71,194	12,068	1,724,695	549,375	1,142,370	39,577	217	24,495	Aug
77,019	12,551	1,720,610	573,986	1,054,113	36,290	281	23,314	Sep
77,906	13,356	1,692,409	608,917	1,000,445	22,625	286	15,409	Oct
74,524	11,737	1,521,043	593,506	911,670	27,555	276	18,635	Nov
59,852	10,314	1,336,115	613,706	883,130	21,283	264	14,659	Dec

転炉ガス Converter furnace gas	電気炉ガス Electric furnace gas	天然ガス Natural gas	液化天然ガス LNG	都市ガス (A) Town gas(A)	都市ガス (B) Town gas(B)	電力 Electricity	蒸気 Steam	Year, quarter and month
1000m <sup>3</sup>	1000m <sup>3</sup>	1000m <sup>3</sup>	t	1000m <sup>3</sup>	1000m <sup>3</sup>	1000kWh	t	
2,390,542	—	2,852	132,506	163,965	167,887	1,749,181	73,137,052	
2,300,536	48,587	2,877	239,638	193,417	209,140	1,743,510	71,349,614	C. Y. 2005
2,755,124	85,825	2,956	191,735	236,246	259,933	1,686,250	69,231,369	C. Y. 2006
2,601,058	91,352	2,833	60,613	366,083	401,815	1,784,698	70,521,476	C. Y. 2007
2,633,533	87,751	2,484	65,111	322,438	353,908	1,744,057	61,106,692	C. Y. 2008
2,733,182	88,572	3,024	147,560	266,628	292,957	1,692,198	69,518,185	F. Y. 2006
2,595,874	84,288	2,728	62,434	362,135	397,460	1,800,705	69,277,067	F. Y. 2007
631,214	18,026	751	17,700	92,296	101,286	455,688	16,341,751	Q1 2008
679,979	27,385	597	13,858	74,165	81,403	403,759	14,799,715	Q2
686,282	17,808	542	16,685	92,979	102,034	472,277	16,664,031	Q3
636,058	24,532	594	16,868	62,998	69,185	412,333	13,301,195	Q4
208,449	5,747	243	5,935	34,730	38,101	155,070	5,486,719	Jan 2008
184,397	4,689	263	5,939	32,580	35,749	144,250	5,124,532	Feb
238,368	7,590	245	5,826	24,986	27,436	156,368	5,730,500	Mar
219,326	8,558	220	4,831	28,591	31,374	132,179	4,800,463	Apr
229,026	9,797	198	4,529	19,875	21,828	126,935	4,897,925	May
231,627	9,030	179	4,498	25,699	28,201	144,645	5,101,327	Jun
251,876	6,526	172	5,950	33,603	36,870	162,480	5,756,984	Jul
224,741	2,414	187	5,229	28,779	31,584	160,275	5,588,228	Aug
209,665	8,868	183	5,506	30,597	33,580	149,522	5,318,819	Sep
232,016	8,017	199	5,381	20,937	22,999	141,561	4,878,367	Oct
203,444	9,137	190	5,578	23,152	25,417	133,364	4,321,387	Nov
200,598	7,378	205	5,909	18,909	20,769	137,408	4,101,441	Dec

液化石油ガス LPG	オイルコークス Petroleum coke	非石油系燃料 (原油換算) Non-oil based fuels (Crude petro- leum equivalent)	コークス製造用炭 (原料炭) Coal for making coke (material coal)	石炭 Coal	石炭コークス Coal coke	タール Tar	コークス炉 ガス Coke oven gas	Year, quarter and month
t	t	kl	t	t	t	t	1000m <sup>3</sup>	
68,524	65	971,777	—	4,697	247,215	—	257,071	
52,458	62	881,997	—	3,668	155,812	—	267,736	C. Y. 2005
55,563	72	941,777	—	3,246	214,260	—	279,828	C. Y. 2006
56,449	80	972,270	—	6,739	214,772	—	288,960	C. Y. 2007
55,523	45	948,644	—	10,620	193,763	—	281,470	C. Y. 2008
57,155	73	947,195	—	3,634	218,364	—	281,160	F. Y. 2006
55,577	77	980,760	—	8,789	210,427	—	293,167	F. Y. 2007
13,462	18	247,346	—	3,315	50,688	—	80,110	Q1 2008
13,869	9	234,952	—	2,692	45,624	—	69,101	Q2
14,020	8	230,704	—	3,290	48,918	—	64,310	Q3
14,172	10	235,641	—	1,323	48,533	—	67,949	Q4
4,502	5	79,529	—	408	17,215	—	27,085	Jan 2008
4,126	7	81,462	—	1,532	15,755	—	26,838	Feb
4,834	6	86,355	—	1,375	17,718	—	26,187	Mar
4,658	3	77,270	—	707	15,268	—	23,211	Apr
4,350	3	79,948	—	1,011	15,019	—	24,381	May
4,861	3	77,734	—	974	15,337	—	21,509	Jun
4,542	3	78,346	—	1,293	17,185	—	22,074	Jul
4,510	3	74,808	—	1,186	16,991	—	19,627	Aug
4,968	2	77,551	—	811	14,742	—	22,609	Sep
4,994	3	88,892	—	561	17,254	—	23,229	Oct
4,675	3	78,458	—	314	16,830	—	21,967	Nov
4,503	4	68,291	—	448	14,449	—	22,753	Dec

年・期・月	→							
	高炉ガス	転炉ガス	液化天然ガス	都市ガス(A)	都市ガス(B)	酸素	電力	蒸気
	Blast furnace gas	Converter furnace gas	LNG	Town gas(A)	Town gas(B)	Oxygen	Electricity	Steam
	1000m <sup>3</sup>	1000m <sup>3</sup>	t	1000m <sup>3</sup>	1000m <sup>3</sup>	1000Nm <sup>3</sup>	1000kWh	t
平成16年	1,860,431	67,213	136,097	170,630	185,994	303,453	12,909,353	18,489,814
17	1,619,203	99,625	137,452	164,585	181,017	276,017	13,170,966	18,180,020
18	1,689,272	82,383	55,386	260,606	289,121	306,355	13,267,315	16,251,159
19	1,711,056	92,223	55,725	273,713	303,436	320,395	13,921,857	16,163,863
20	1,844,843	101,217	55,586	271,606	301,125	313,707	13,712,218	16,608,604
平成18年度	1,578,312	82,359	56,487	267,680	296,795	313,123	13,461,751	16,274,656
19	1,813,905	92,324	56,904	275,753	305,728	314,275	13,989,833	16,352,122
20年1~3月	463,329	21,054	15,211	69,046	76,569	79,499	3,412,317	4,366,035
4~6	443,655	26,349	14,073	69,411	76,993	77,448	3,457,211	4,009,309
7~9	386,616	28,258	13,807	70,862	78,545	71,474	3,593,945	4,181,916
10~12	551,243	25,556	12,495	62,287	69,018	85,286	3,248,745	4,051,344
平成20年1月	130,862	6,474	5,258	22,358	24,774	25,801	1,135,904	1,495,875
2	163,686	5,335	4,935	22,584	25,057	24,993	1,090,426	1,407,766
3	168,781	9,245	5,018	24,104	26,738	28,705	1,185,987	1,462,394
4	155,516	7,679	4,621	21,969	24,361	25,671	1,116,156	1,383,590
5	154,051	8,603	5,076	22,949	25,470	26,510	1,168,724	1,317,607
6	134,088	10,067	4,376	24,493	27,162	25,267	1,172,331	1,308,112
7	119,836	8,419	4,891	24,210	26,842	24,951	1,228,365	1,408,465
8	130,925	9,110	4,597	21,894	24,256	25,230	1,188,721	1,406,063
9	135,855	10,729	4,319	24,758	27,447	21,293	1,176,859	1,367,388
10	240,919	9,522	4,570	23,726	26,291	27,500	1,173,925	1,361,411
11	161,948	9,140	4,436	21,762	24,127	28,860	1,072,628	1,340,679
12	148,376	6,894	3,489	16,799	18,600	28,926	1,002,192	1,349,254

年・期・月	→							
	石炭コークス	タール	コークス炉ガス	高炉ガス	転炉ガス	液化天然ガス	都市ガス(A)	都市ガス(B)
	Coal coke	Tar	Coke oven gas	Blast furnace gas	Converter furnace gas	LNG	Town gas(A)	Town gas(B)
	t	t	1000m <sup>3</sup>	1000m <sup>3</sup>	1000m <sup>3</sup>	t	1000m <sup>3</sup>	1000m <sup>3</sup>
平成16年	198,951	76,617	1,897,561	15,453,908	184,674	2,277	400	425
17	182,633	70,627	1,871,715	15,628,682	200,546	3,183	69	70
18	197,150	69,105	1,973,018	15,543,331	211,543	2,632	162	176
19	242,454	77,151	2,077,785	17,216,506	286,125	—	2,791	3,057
20	214,419	54,776	2,291,504	18,193,224	399,992	—	2,504	2,738
平成18年度	211,174	67,930	2,006,623	15,497,607	208,915	1,906	1,174	1,285
19	236,155	75,019	2,140,945	18,196,164	327,106	—	2,236	2,448
20年1~3月	49,604	16,786	556,367	4,752,918	92,722	—	491	537
4~6	53,467	18,736	582,164	4,656,697	110,394	—	502	549
7~9	59,835	11,902	582,120	4,464,140	107,916	—	844	923
10~12	51,513	7,352	570,853	4,319,469	88,960	—	667	729
平成20年1月	13,808	6,276	191,596	1,598,636	29,078	—	240	262
2	14,035	4,270	183,760	1,516,030	28,473	—	193	211
3	21,761	6,240	181,011	1,638,252	35,171	—	58	64
4	15,509	6,560	192,576	1,496,699	35,055	—	172	188
5	17,982	6,325	196,296	1,579,952	41,383	—	204	223
6	19,976	5,851	193,292	1,580,046	33,956	—	126	138
7	21,460	6,700	194,527	1,552,955	36,501	—	158	173
8	19,257	2,428	195,451	1,451,864	38,114	—	302	330
9	19,118	2,774	192,142	1,459,321	33,301	—	384	420
10	15,321	2,451	199,552	1,502,794	35,478	—	161	176
11	20,482	2,081	191,568	1,415,495	29,542	—	320	350
12	15,710	2,820	179,733	1,401,180	23,940	—	186	203

コークス		Coke							Year, quarter and month
計 (原油換算) Total (Crude petro- leum equivalent)	石油系燃料 (原油換算) Oil based fuels (Crude petro- leum equivalent)	軽油 Gas oil	炭化水素油 Hydrocarbon oil	液化石油ガス LPG	オイルコークス Petroleum coke	非石油系燃料 (原油換算) Non-oil based fuels (Crude petro- leum equivalent)	コークス製造用炭 (原料炭) Coal for making coke (material coal)		
kl	kl	kl	kl	t	t	kl	t		
32,871,204	337,850	13	105,374	8	239,070	32,327,371	38,887,571	C. Y. 2004	
32,438,821	320,569	19	119,692	5	203,753	31,918,985	38,368,510	C. Y. 2005	
32,668,912	364,561	20	125,875	4	243,716	32,102,522	38,530,630	C. Y. 2006	
35,112,763	398,861	48	138,783	7	265,367	34,479,458	41,300,969	C. Y. 2007	
37,107,292	408,232	47	126,184	7	351,483	36,431,283	44,250,086	C. Y. 2008	
32,728,347	385,043	23	128,369	7	262,765	32,142,203	38,551,264	F. Y. 2006	
36,491,874	374,400	59	136,844	5	254,453	35,864,472	43,116,514	F. Y. 2007	
9,391,527	93,172	18	32,794	1	74,614	9,227,816	11,212,486	Q1 2008	
9,518,414	102,682	10	33,886	2	85,401	9,347,448	11,352,628	Q2	
9,254,688	107,461	12	30,640	2	96,133	9,083,618	11,026,872	Q3	
8,942,663	104,917	7	28,864	2	95,335	8,772,401	10,658,100	Q4	
3,178,708	26,584	7	10,657	—	19,465	3,128,481	3,803,534	Jan 2008	
3,034,247	25,636	7	10,782	—	18,063	2,985,948	3,631,930	Feb	
3,178,572	40,952	4	11,355	1	37,086	3,113,386	3,777,022	Mar	
3,083,235	34,643	3	11,228	1	29,099	3,025,571	3,674,203	Apr	
3,254,271	32,498	3	11,216	—	26,342	3,198,925	3,888,217	May	
3,180,909	35,541	4	11,442	1	29,960	3,122,952	3,790,208	Jun	
3,204,812	40,379	4	11,730	—	35,820	3,142,013	3,814,464	Jul	
3,063,738	31,695	4	9,095	1	28,272	3,011,154	3,658,624	Aug	
2,986,139	35,387	4	9,815	1	32,041	2,930,451	3,553,784	Sep	
3,126,850	39,154	2	10,898	1	35,402	3,066,252	3,727,883	Oct	
2,953,375	35,385	3	9,173	—	32,941	2,896,860	3,515,358	Nov	
2,862,438	30,378	2	8,793	1	26,992	2,809,290	3,414,859	Dec	

電力	蒸気	Year, quarter and month
Electricity	Steam	
1000kWh	t	
1,170,774	1,365,881	C. Y. 2004
1,202,812	1,226,874	C. Y. 2005
1,225,139	1,233,405	C. Y. 2006
1,404,074	1,458,341	C. Y. 2007
1,625,686	1,686,162	C. Y. 2008
1,225,533	1,222,477	F. Y. 2006
1,502,845	1,603,617	F. Y. 2007
404,531	476,091	Q1 2008
403,795	444,468	Q2
406,900	372,639	Q3
410,460	392,964	Q4
136,220	158,723	Jan 2008
129,126	154,095	Feb
139,185	163,273	Mar
133,675	153,151	Apr
136,375	147,008	May
133,745	144,309	Jun
139,050	137,216	Jul
136,441	118,581	Aug
131,409	116,842	Sep
137,754	124,857	Oct
132,597	127,246	Nov
140,109	140,861	Dec

⑦ 鉄鋼製品 Iron and steel products

一次投入燃料換算表 Conversion table for primary input fuel

年・期・月	鉄鋼業 Iron and steel industry							
	計 (原油換算) Total (Crude petro- leum equivalent)	石油系燃料 (原油換算) Oil based fuels (Crude petro- leum equivalent)	ガソリン Gasoline	灯油 Kerosene	軽油 Gas oil	重油計 Heavy fuel oil Total	A重油 Heavy fuel oil A	B・C重油 Heavy fuel oil B・C
	kl	kl	kl	kl	kl	kl	kl	kl
平成16年	95,801,835	3,065,431	3,870	191,665	50,647	1,485,755	529,002	956,753
17	94,899,215	3,012,322	3,638	184,993	44,201	1,443,404	476,284	967,120
18	95,730,539	2,868,328	3,511	155,970	51,033	1,216,844	425,130	791,714
19	99,693,877	2,852,089	3,288	121,703	52,256	1,133,365	405,630	727,735
20	99,328,653	2,624,103	2,828	111,790	48,208	1,026,541	370,884	655,657
平成18年度	96,214,660	2,906,589	3,360	144,070	52,001	1,197,770	420,125	777,646
19	101,321,826	2,757,472	3,322	119,808	52,528	1,108,431	398,420	710,011
20年1~3月	25,480,752	681,214	768	30,898	12,808	275,551	97,264	178,287
4~6	25,280,421	684,158	792	28,611	12,751	265,387	94,168	171,219
7~9	25,135,497	664,046	753	26,567	11,755	264,906	93,623	171,283
10~12	23,431,983	594,684	515	25,714	10,894	220,698	85,829	134,869
平成20年1月	8,608,533	217,674	246	9,835	4,160	91,473	31,336	60,137
2	8,157,170	211,232	265	10,629	4,319	90,783	32,583	58,201
3	8,715,050	252,309	257	10,434	4,329	93,294	33,345	59,949
4	8,257,811	234,032	250	9,738	4,076	92,828	33,375	59,453
5	8,591,536	216,905	246	9,502	4,335	83,833	30,257	53,576
6	8,431,074	233,221	296	9,371	4,340	88,725	30,536	58,189
7	8,564,507	237,151	313	9,336	4,355	90,413	32,187	58,225
8	8,359,041	210,775	225	8,632	3,471	87,675	28,821	58,855
9	8,211,949	216,120	215	8,599	3,929	86,818	32,615	54,203
10	8,396,540	218,687	226	8,818	3,915	81,755	32,108	49,648
11	7,770,766	201,225	146	8,877	4,020	75,931	28,263	47,668
12	7,264,677	174,772	143	8,019	2,959	63,011	25,458	37,553

年・期・月	→							
	ター Tar	コークス炉 ガス Coke oven gas	高炉ガス Blast furnace gas	転炉ガス Converter furnace gas	電気炉ガス Electric furnace gas	天然ガス Natural gas	液化天然ガス LNG	都市ガス (A) Town gas(A)
	t	1000m <sup>3</sup>	1000m <sup>3</sup>	1000m <sup>3</sup>	1000m <sup>3</sup>	1000m <sup>3</sup>	t	1000m <sup>3</sup>
平成16年	76,617	10,433,652	78,984,967	5,340,299	55,988	14,013	600,213	991,789
17	70,627	10,495,229	77,586,225	4,918,152	24,811	13,144	694,645	1,132,301
18	69,105	10,572,291	78,415,940	5,233,054	73,508	14,297	581,939	1,423,132
19	77,151	10,843,103	80,848,376	5,314,183	78,485	14,394	418,252	1,764,423
20	65,038	11,164,895	82,134,739	5,593,176	79,383	12,250	439,667	1,760,708
平成18年度	67,930	10,633,213	78,054,923	5,320,566	74,669	14,552	531,695	1,546,222
19	77,369	11,035,153	83,167,952	5,410,797	74,581	14,012	420,916	1,795,330
20年1~3月	19,136	2,826,061	21,168,352	1,402,953	17,136	3,350	105,665	470,644
4~6	21,366	2,829,274	20,791,462	1,451,189	23,738	3,359	106,364	444,951
7~9	14,868	2,831,592	20,884,284	1,463,140	16,503	3,075	114,329	458,715
10~12	9,668	2,677,967	19,290,641	1,275,894	22,006	2,466	113,309	386,398
平成20年1月	7,242	959,945	7,070,329	461,414	5,812	1,013	35,953	157,254
2	5,046	910,885	6,700,136	428,468	4,759	1,145	34,571	153,845
3	6,848	955,231	7,397,887	513,072	6,565	1,192	35,141	159,545
4	7,315	920,800	6,817,639	478,200	7,428	1,219	35,188	150,633
5	7,310	964,168	7,005,990	491,729	8,444	1,091	36,886	142,034
6	6,741	944,306	6,967,833	481,260	7,865	1,049	34,290	152,284
7	7,741	954,085	7,109,173	491,777	5,967	1,095	39,040	154,861
8	3,450	945,291	6,930,540	495,474	2,893	976	37,602	145,001
9	3,677	932,217	6,844,571	475,889	7,642	1,004	37,687	158,853
10	3,532	957,171	7,014,755	471,200	7,027	929	41,474	151,038
11	2,917	886,086	6,325,087	436,303	8,070	776	38,740	130,790
12	3,219	834,711	5,950,800	368,391	6,908	761	33,095	104,569

年・期・月	→							
	軽油 Gas oil	重油計 Heavy fuel oil Total	A重油 Heavy fuel oil A	B・C重油 Heavy fuel oil B・C	炭化水素油 Hydrocarbon oil	液化石油ガス LPG	石油系 炭化水素ガス Hydrocarbon gas	オイルコークス Petroleum coke
	kl	kl	kl	kl	kl	t	1000m <sup>3</sup>	t
平成16年	42,059	1,431,867	496,579	935,289	20,504	372,111	542	380,044
17	40,403	1,398,969	450,661	948,309	21,607	308,790	513	506,292
18	43,819	1,174,069	400,236	773,833	20,751	381,443	601	488,757
19	45,058	1,088,658	380,926	707,733	20,286	412,233	811	490,978
20	44,531	994,236	350,239	643,997	16,784	345,568	537	599,927
平成18年度	44,509	1,157,718	396,345	761,373	20,508	410,628	673	486,366
19	45,397	1,063,302	374,188	689,114	19,131	387,228	811	515,312
20年1~3月	11,506	264,968	92,289	172,680	4,003	89,503	188	152,416
4~6	12,145	259,504	88,943	170,561	4,246	84,200	142	174,304
7~9	10,813	256,852	87,713	169,139	4,226	93,401	126	133,728
10~12	10,067	212,912	81,293	131,618	4,309	78,464	81	139,479
平成20年1月	3,625	87,819	29,885	57,934	1,254	29,822	51	47,871
2	3,803	86,786	30,542	56,244	1,364	28,820	76	39,009
3	4,078	90,363	31,861	58,502	1,385	30,861	61	65,536
4	3,846	90,944	31,755	59,189	1,343	29,633	55	54,837
5	4,178	81,672	28,295	53,377	1,407	26,749	42	54,453
6	4,121	86,888	28,894	57,995	1,496	27,818	45	65,014
7	4,166	88,664	30,665	57,999	1,588	30,902	43	55,580
8	2,960	85,591	26,997	58,594	1,267	31,818	40	38,755
9	3,687	82,597	30,051	52,546	1,371	30,682	43	39,393
10	3,642	79,465	30,072	49,393	1,628	27,828	35	50,725
11	3,608	72,198	26,990	45,208	1,355	27,313	23	44,500
12	2,817	61,249	24,232	37,018	1,326	23,322	23	44,254

炭化水素油 Hydrocarbon oil	液化石油ガス LPG	石油系 炭化水素ガス Hydrocarbon gas	オイルコークス Petroleum coke	非石油系燃料 (原油換算) Non-oil based fuels (Crude petro- leum equivalent)	コークス製造用炭 (原料炭) Coal for making coke (material coal)	石炭 Coal	石炭コークス Coal coke	Year, quarter and month
kl	t	1000m <sup>3</sup>	t	kl	t	t	t	
125,878	400,446	542	619,114	87,710,277	41,747,200	12,775,197	36,961,459	C. Y. 2004
141,299	325,156	513	710,045	86,816,788	41,554,598	12,340,891	36,215,915	C. Y. 2005
146,626	396,830	601	732,473	87,633,402	41,725,787	11,992,918	36,812,743	C. Y. 2006
159,069	449,628	811	756,345	91,474,226	44,636,133	12,931,041	37,191,036	C. Y. 2007
142,968	375,978	537	951,410	91,364,200	47,569,251	12,806,282	36,683,735	C. Y. 2008
148,877	435,849	673	749,131	88,000,375	41,715,653	12,181,974	36,968,637	F. Y. 2006
155,975	422,808	811	769,765	93,194,842	46,571,299	13,199,531	37,475,599	F. Y. 2007
36,797	100,551	188	227,030	23,471,493	12,108,241	3,472,185	9,376,458	Q1 2008
38,132	92,392	142	259,705	23,191,269	12,189,371	3,155,713	9,270,567	Q2
34,866	99,952	126	229,861	23,116,448	11,870,720	3,279,175	9,341,920	Q3
33,173	83,083	81	234,814	21,584,991	11,400,919	2,899,209	8,694,790	Q4
11,911	32,244	51	67,336	7,947,071	4,103,335	1,165,746	3,195,945	Jan 2008
12,146	33,095	76	57,072	7,513,241	3,921,130	1,121,155	2,959,675	Feb
12,740	35,211	61	102,622	8,011,181	4,083,776	1,185,284	3,220,838	Mar
12,571	33,512	55	83,936	7,573,673	3,948,367	1,041,225	3,040,709	Apr
12,623	29,510	42	80,795	7,897,383	4,183,908	1,061,712	3,156,708	May
12,938	29,369	45	94,974	7,720,213	4,057,096	1,052,776	3,073,150	Jun
13,318	32,857	43	91,400	7,866,068	4,064,230	1,127,213	3,151,759	Jul
10,362	32,846	40	67,027	7,701,605	3,963,371	1,087,947	3,122,174	Aug
11,186	34,249	43	71,434	7,548,775	3,843,119	1,064,015	3,067,987	Sep
12,526	30,451	35	86,127	7,732,427	4,025,574	1,029,804	3,126,253	Oct
10,528	28,445	23	77,441	7,145,797	3,759,081	1,018,421	2,836,694	Nov
10,119	24,187	23	71,246	6,706,766	3,616,264	850,985	2,731,843	Dec

都市ガス (B) Town gas(B)	酸素 Oxygen	電力 Electricity	蒸気 Steam	鉄鋼製品計 Iron and steel products				Year, quarter and month
				計 (原油換算) Total (Crude petro- leum equivalent)	石油系燃料 (原油換算) Oil based fuels (Crude petro- leum equivalent)	ガソリン Gasoline	灯油 Kerosene	
1000m <sup>3</sup>	1000Nm <sup>3</sup>	1000kWh	t	kl	kl	kl	kl	
1,039,158	9,776,043	49,852,886	4,683,231	61,893,957	2,613,144	402	182,425	C. Y. 2004
1,232,452	9,764,485	49,910,240	5,234,096	61,761,998	2,608,596	401	176,475	C. Y. 2005
1,565,338	10,110,261	51,701,491	5,089,780	62,316,182	2,419,766	391	146,846	C. Y. 2006
1,934,781	10,726,492	53,372,393	4,822,534	63,814,299	2,338,189	367	112,346	C. Y. 2007
1,929,938	10,429,226	54,126,953	4,416,643	61,498,379	2,129,390	374	104,029	C. Y. 2008
1,699,280	10,258,925	52,476,149	5,173,775	62,732,790	2,427,514	376	135,097	F. Y. 2006
1,967,865	10,849,075	53,781,100	4,548,563	64,050,532	2,270,091	369	110,358	F. Y. 2007
515,777	2,740,138	13,458,796	1,100,436	15,880,705	557,825	90	27,985	Q1 2008
487,571	2,716,921	14,241,853	1,159,849	15,590,443	562,112	92	27,117	Q2
502,816	2,702,126	13,773,133	1,067,417	15,702,676	536,686	100	24,964	Q3
423,774	2,270,041	12,653,171	1,088,941	14,324,555	472,767	92	23,963	Q4
172,332	922,758	4,475,295	397,578	5,363,012	182,423	29	8,856	Jan 2008
168,624	851,518	4,379,044	366,654	5,053,103	174,045	31	9,518	Feb
174,821	965,862	4,604,457	336,204	5,464,590	201,357	30	9,611	Mar
165,096	878,309	4,547,352	392,007	5,120,284	191,470	31	9,223	Apr
155,608	928,846	4,835,407	397,024	5,278,286	177,752	29	8,987	May
166,867	909,766	4,859,094	370,818	5,191,873	192,890	32	8,907	Jun
169,798	914,401	4,671,085	387,263	5,298,755	191,471	35	8,784	Jul
158,930	904,430	4,540,179	351,828	5,240,828	174,482	33	8,148	Aug
174,087	883,295	4,561,868	328,326	5,163,093	170,733	32	8,032	Sep
165,661	890,330	4,564,731	300,910	5,211,613	172,799	33	8,267	Oct
143,379	762,373	4,268,307	386,164	4,762,195	159,375	29	8,322	Nov
114,734	617,338	3,820,133	401,867	4,350,747	140,592	30	7,374	Dec

非石油系燃料 (原油換算) Non-oil based fuels (Crude petro- leum equivalent)	コークス製造用炭 (原料炭) Coal for making coke (material coal)	石炭 Coal	石炭コークス Coal coke	タール Tar	コークス炉 ガス Coke oven gas	高炉ガス Blast furnace gas	転炉ガス Converter furnace gas	Year, quarter and month
kl	t	t	t	t	1000m <sup>3</sup>	1000m <sup>3</sup>	1000m <sup>3</sup>	
54,477,586	2,859,629	12,076,705	36,761,143	—	8,375,705	61,537,402	4,844,804	C. Y. 2004
54,325,660	3,186,088	12,055,182	36,021,252	—	8,484,398	60,526,233	4,440,329	C. Y. 2005
54,909,678	3,195,157	11,681,525	36,598,251	—	8,456,086	61,391,380	4,708,542	C. Y. 2006
56,376,845	3,335,164	12,632,939	36,928,818	—	8,629,275	62,179,585	4,679,089	C. Y. 2007
54,368,659	3,319,165	12,579,201	36,444,569	10,262	8,741,766	62,355,315	4,849,780	C. Y. 2008
55,239,045	3,164,389	11,862,890	36,740,063	—	8,485,930	61,132,791	4,792,707	F. Y. 2006
56,691,308	3,454,785	12,880,852	37,218,174	2,350	8,757,615	63,416,519	4,742,319	F. Y. 2007
14,067,973	895,755	3,369,841	9,320,984	2,350	2,237,078	16,003,878	1,227,927	Q1 2008
13,710,682	836,743	3,111,333	9,210,897	2,630	2,215,161	15,737,188	1,247,579	Q2
13,903,084	843,848	3,241,549	9,275,246	2,966	2,217,128	16,012,594	1,265,974	Q3
12,686,921	742,819	2,856,479	8,637,442	2,316	2,072,399	14,601,655	1,108,299	Q4
4,760,902	299,801	1,133,881	3,180,155	966	757,778	5,343,398	403,960	Jan 2008
4,471,056	289,200	1,086,281	2,944,092	776	716,538	5,056,029	375,970	Feb
4,836,015	306,754	1,149,679	3,196,737	608	762,761	5,604,451	447,998	Mar
4,507,645	274,164	1,028,000	3,023,122	755	718,603	5,200,086	418,596	Apr
4,651,219	295,691	1,044,994	3,136,945	985	756,761	5,278,037	413,878	May
4,551,818	266,888	1,038,339	3,050,830	890	739,798	5,259,064	415,105	Jun
4,678,295	249,766	1,112,273	3,127,938	1,041	748,364	5,419,488	425,110	Jul
4,649,048	304,747	1,076,202	3,100,911	1,022	738,272	5,341,426	426,233	Aug
4,575,741	289,335	1,053,074	3,046,397	903	730,493	5,251,680	414,630	Sep
4,623,362	297,691	1,016,833	3,108,591	1,081	747,561	5,378,098	409,874	Oct
4,207,856	243,723	1,005,518	2,814,527	836	683,011	4,786,371	378,687	Nov
3,855,704	201,405	834,128	2,714,324	399	641,827	4,437,187	319,739	Dec

年・期・月	電気炉ガス	天然ガス	液化天然ガス	都市ガス(A)	都市ガス(B)	酸素	電力	蒸気
	Electric furnace gas	Natural gas	LNG	Town gas(A)	Town gas(B)	Oxygen	Electricity	Steam
	1000m <sup>3</sup>	1000m <sup>3</sup>	t	1000m <sup>3</sup>	1000m <sup>3</sup>	1000Nm <sup>3</sup>	1000kWh	t
平成16年	6,335	13,385	592,891	935,469	980,469	9,768,623	47,635,370	4,484,460
17	19,703	12,593	667,846	1,080,003	1,175,569	9,756,302	47,542,898	4,958,994
18	53,089	13,668	553,199	1,366,691	1,503,418	10,101,477	49,281,998	4,889,049
19	57,480	13,678	395,409	1,699,494	1,863,635	10,716,203	50,688,005	4,603,769
20	57,747	12,178	416,610	1,698,789	1,862,009	10,418,600	50,963,598	3,754,693
平成18年度	52,812	13,945	504,985	1,489,424	1,637,044	10,249,680	50,055,845	4,982,793
19	55,659	13,450	396,827	1,729,760	1,895,966	10,838,920	50,990,909	4,285,993
20年1~3月	13,631	3,278	99,002	452,436	495,814	2,737,565	12,750,670	995,326
4~6	16,778	3,359	100,757	430,459	471,674	2,714,079	13,436,629	979,874
7~9	12,658	3,075	108,655	443,014	485,591	2,699,567	12,913,926	891,339
10~12	14,680	2,466	108,197	372,880	408,929	2,267,389	11,862,372	888,154
平成20年1月	5,216	941	33,885	149,723	164,077	921,832	4,236,024	370,924
2	4,177	1,145	32,242	148,433	162,691	850,784	4,143,464	326,431
3	4,238	1,192	32,874	154,280	169,046	964,949	4,371,182	297,971
4	5,074	1,219	33,353	145,659	159,641	877,377	4,284,264	327,440
5	5,910	1,091	35,181	137,831	150,995	928,065	4,577,958	339,377
6	5,794	1,049	32,222	146,969	161,038	908,637	4,574,407	313,056
7	4,648	1,095	36,913	149,634	164,066	913,594	4,371,252	323,507
8	2,742	976	36,145	140,689	154,198	903,611	4,265,785	296,303
9	5,269	1,004	35,596	152,691	167,327	882,362	4,276,889	271,529
10	4,352	929	39,475	145,768	159,874	889,430	4,284,736	244,093
11	5,588	776	36,985	126,343	138,496	761,438	4,010,245	317,096
12	4,741	761	31,737	100,770	110,559	616,521	3,567,391	326,965

年・期・月	石炭	石炭コークス	コークス炉ガス	高炉ガス	転炉ガス	液化天然ガス	都市ガス(A)	都市ガス(B)
	Coal	Coal coke	Coke oven gas	Blast furnace gas	Converter furnace gas	LNG	Town gas(A)	Town gas(B)
	t	t	1000m <sup>3</sup>	1000m <sup>3</sup>	1000m <sup>3</sup>	t	1000m <sup>3</sup>	1000m <sup>3</sup>
平成16年	1,522,140	4,253,816	322,370	1,998,709	130,874	5,306	596	668
17	1,910,196	3,827,729	341,605	2,090,605	117,600	8,796	3,147	3,526
18	1,759,211	3,861,399	344,405	2,227,879	141,053	7,034	6,986	7,667
19	1,878,986	3,903,798	349,094	2,130,662	126,031	426	15,023	16,449
20	1,798,039	3,817,182	365,968	1,959,432	138,347	530	13,995	15,323
平成18年度	1,759,609	3,913,253	343,513	2,175,283	138,923	4,890	8,655	9,477
19	1,913,088	3,925,077	356,848	2,154,696	129,906	439	15,223	16,668
20年1~3月	523,691	971,459	90,337	520,348	34,353	115	4,125	4,517
4~6	435,834	951,223	91,719	497,024	35,828	158	2,653	2,904
7~9	445,395	956,224	94,499	504,223	36,996	105	3,850	4,216
10~12	393,119	938,276	89,413	437,837	31,170	152	3,367	3,686
平成20年1月	171,718	337,212	30,250	167,682	11,237	40	1,563	1,712
2	173,536	303,938	26,844	153,299	10,018	39	1,411	1,545
3	178,437	330,309	33,243	199,367	13,098	36	1,151	1,260
4	141,225	309,782	27,693	149,120	10,266	43	1,102	1,207
5	149,923	326,953	33,614	183,117	12,849	82	579	634
6	144,686	314,488	30,412	164,786	12,712	33	971	1,063
7	149,276	324,227	31,575	174,679	13,116	29	1,361	1,490
8	151,107	317,501	33,699	169,543	12,602	24	1,207	1,321
9	145,012	314,496	29,226	160,000	11,278	52	1,282	1,404
10	133,966	339,845	29,573	162,659	11,523	55	1,080	1,182
11	149,518	308,695	30,142	147,375	10,135	46	1,394	1,527
12	109,635	289,736	29,697	127,803	9,513	51	892	977

年・期・月	石炭	石炭コークス	コークス炉ガス	高炉ガス	転炉ガス	電力	蒸気	銑鉄用計 (原油換算) Total (Crude petroleum equivalent) kl
	Coal	Coal coke	Coke oven gas	Blast furnace gas	Converter furnace gas	Electricity	Steam	
	t	t	1000m <sup>3</sup>	1000m <sup>3</sup>	1000m <sup>3</sup>	1000kWh	t	
平成16年	127,910	43,243	56,627	429,812	4,178	38,638	3,134	38,720,784
17	134,102	88,047	63,354	421,549	3,805	37,481	4,626	38,644,291
18	114,511	89,742	51,768	368,328	5,375	89,989	2,870	39,076,341
19	144,894	84,520	50,467	374,112	1,580	49,373	2,911	40,021,658
20	145,992	71,273	51,198	336,767	2,535	81,634	2,582	38,624,381
平成18年度	111,482	86,319	50,801	349,721	4,094	92,592	2,998	39,283,232
19	148,088	84,650	50,183	376,220	1,948	52,792	2,548	40,255,927
20年1~3月	33,624	21,897	13,873	79,166	910	16,355	797	9,922,787
4~6	31,947	20,472	14,714	87,861	724	32,356	424	9,814,007
7~9	38,863	16,080	10,553	88,892	337	13,451	506	9,897,390
10~12	41,558	12,824	12,058	80,848	563	19,471	855	8,990,197
平成20年1月	12,228	8,155	5,136	30,727	260	7,388	356	3,376,199
2	11,376	8,038	4,284	24,246	278	5,240	263	3,141,243
3	10,021	5,704	4,453	24,192	372	3,727	178	3,405,346
4	12,535	6,423	5,419	33,413	262	5,553	162	3,211,732
5	10,187	7,180	5,107	28,615	242	13,655	134	3,340,585
6	9,225	6,869	4,187	25,833	219	13,148	128	3,261,690
7	10,507	6,581	3,477	29,002	47	4,200	106	3,327,767
8	14,165	5,034	3,260	30,316	165	5,003	190	3,310,278
9	14,191	4,465	3,816	29,574	125	4,248	211	3,259,345
10	14,377	5,196	3,943	27,655	250	5,567	143	3,281,646
11	13,403	3,917	4,084	25,499	112	6,649	340	2,950,019
12	13,778	3,711	4,031	27,694	201	7,256	372	2,758,532

焼結鉱用 計 (原油換算) Total (Crude petroleum equivalent) kl		for Sintering							Year, quarter and month
石油系燃料 (原油換算) Oil based fuels (Crude petroleum equivalent) kl	重油計 Heavy fuel oil Total kl	A重油 Heavy fuel oil A kl	B・C重油 Heavy fuel oil B・C kl	液化石油ガス LPG t	非石油系燃料 (原油換算) Non-oil based fuels (Crude petroleum equivalent) kl	コークス製造用炭 (原料炭) Coal for making coke (material coal) t			
5,049,369	30,174	22,127	192	21,935	4,591	4,805,331	—	C. Y. 2004	
5,093,555	25,950	21,464	105	21,359	1,923	4,843,993	105,311	C. Y. 2005	
5,023,409	21,847	15,336	70	15,265	3,889	4,766,112	78,820	C. Y. 2006	
5,069,953	20,465	11,558	47	11,511	5,974	4,813,507	—	C. Y. 2007	
4,772,613	13,830	8,548	64	8,485	3,489	4,513,191	—	C. Y. 2008	
5,031,041	22,119	14,687	62	14,625	4,634	4,771,857	41,246	F. Y. 2006	
5,071,074	17,917	10,131	54	10,077	5,236	4,815,798	—	F. Y. 2007	
1,256,748	3,305	2,095	17	2,078	791	1,193,310	—	Q1 2008	
1,181,067	2,750	1,892	13	1,879	535	1,116,959	—	Q2	
1,196,683	4,709	2,545	16	2,529	1,489	1,130,829	—	Q3	
1,138,116	3,066	2,016	18	1,998	674	1,072,093	—	Q4	
428,017	1,185	821	6	815	226	405,795	—	Jan 2008	
398,356	901	589	5	584	201	378,158	—	Feb	
430,375	1,220	685	6	679	365	409,356	—	Mar	
381,432	1,086	703	6	697	248	360,936	—	Apr	
408,085	844	636	3	633	119	385,989	—	May	
391,550	820	554	4	550	168	370,035	—	Jun	
404,510	1,546	825	5	820	497	382,524	—	Jul	
401,163	1,704	932	5	928	529	379,038	—	Aug	
391,010	1,460	787	6	781	463	369,267	—	Sep	
403,000	928	578	6	573	230	381,434	—	Oct	
390,037	1,313	898	7	891	260	367,113	—	Nov	
345,079	825	540	5	535	183	323,546	—	Dec	

電力 Electricity 1000kWh	蒸気 Steam t	ペレット用 計 (原油換算) Total (Crude petroleum equivalent) kl						非石油系燃料 (原油換算) Non-oil based fuels (Crude petroleum equivalent) kl	Year, quarter and month
		石油系燃料 (原油換算) Oil based fuels (Crude petroleum equivalent) kl	重油計 Heavy fuel oil Total kl	B・C重油 Heavy fuel oil B・C kl	液化石油ガス LPG t				
2,245,529	32,048	209,136	11,568	8,255	8,255	1,946	193,707	C. Y. 2004	
2,348,712	32,379	252,507	12,432	9,911	9,911	1,228	236,219	C. Y. 2005	
2,473,534	33,438	237,022	15,232	10,369	10,369	2,978	213,108	C. Y. 2006	
2,481,203	30,704	248,368	14,399	8,535	8,535	3,867	229,112	C. Y. 2007	
2,614,099	35,009	232,395	15,388	11,036	11,036	2,620	209,235	C. Y. 2008	
2,491,887	31,809	230,390	15,630	10,671	10,671	3,029	205,825	F. Y. 2006	
2,503,806	31,208	247,732	12,944	7,457	7,457	3,663	229,655	F. Y. 2007	
638,402	10,794	56,978	1,700	1,027	1,027	448	53,701	Q1 2008	
654,492	6,871	58,524	2,796	2,101	2,101	397	52,689	Q2	
651,213	8,199	59,515	6,545	4,463	4,463	1,305	51,684	Q3	
669,992	9,144	57,378	4,347	3,446	3,446	470	51,161	Q4	
222,955	4,294	21,170	579	334	334	166	19,880	Jan 2008	
204,794	3,562	19,208	509	316	316	127	18,193	Feb	
210,654	2,938	16,599	612	377	377	155	15,628	Mar	
206,827	2,473	20,341	653	354	354	205	19,160	Apr	
226,570	2,544	19,169	311	202	202	71	17,578	May	
221,095	1,854	19,015	1,831	1,545	1,545	121	15,951	Jun	
217,648	2,807	18,881	2,045	1,387	1,387	414	16,438	Jul	
217,355	2,924	20,465	2,271	1,497	1,497	495	17,716	Aug	
216,210	2,468	20,169	2,229	1,579	1,579	396	17,530	Sep	
220,312	2,088	20,910	2,247	1,928	1,928	122	18,136	Oct	
229,534	3,745	18,322	1,305	951	951	210	16,374	Nov	
220,146	3,311	18,146	795	567	567	138	16,651	Dec	

for Pig iron								Year, quarter and month
石油系燃料 (原油換算) Oil based fuels (Crude petroleum equivalent) kl	軽油 Gas oil kl	重油計 Heavy fuel oil Total kl	A重油 Heavy fuel oil A kl	B・C重油 Heavy fuel oil B・C kl	炭化水素油 Hydrocarbon oil kl	液化石油ガス LPG t	オイルコークス Petroleum coke t	
506,958	22	120,201	1,018	119,183	—	21,325	373,165	C. Y. 2004
631,746	12	142,651	899	141,752	—	8,551	498,786	C. Y. 2005
531,680	16	61,238	1,220	60,018	—	14,841	477,924	C. Y. 2006
527,756	17	55,372	939	54,433	—	16,197	478,650	C. Y. 2007
594,476	15	108,747	1,211	107,537	—	13,543	594,132	C. Y. 2008
521,557	16	52,109	826	51,283	—	16,786	474,983	F. Y. 2006
540,463	17	70,008	1,078	68,930	—	14,432	503,541	F. Y. 2007
147,094	3	25,266	333	24,933	—	2,925	150,037	Q1 2008
173,190	4	33,271	269	33,002	—	2,801	172,799	Q2
140,181	4	29,225	299	28,925	—	4,454	132,941	Q3
134,011	4	20,986	309	20,676	—	3,363	138,355	Q4
45,820	1	7,853	116	7,737	—	817	46,921	Jan 2008
38,875	1	7,541	102	7,439	—	864	38,289	Feb
62,399	1	9,872	115	9,757	—	1,244	64,827	Mar
55,999	2	11,790	90	11,700	—	1,111	54,076	Apr
54,327	1	10,478	73	10,405	—	904	54,104	May
62,864	1	11,003	106	10,897	—	786	64,619	Jun
55,242	2	9,747	98	9,648	—	1,521	55,264	Jul
42,584	1	9,908	90	9,818	—	1,578	38,559	Aug
42,355	1	9,570	111	9,459	—	1,355	39,118	Sep
49,884	1	8,984	94	8,890	—	1,001	50,283	Oct
44,222	1	7,708	113	7,595	—	1,378	44,104	Nov
39,905	2	4,293	102	4,191	—	984	43,968	Dec

年・期・月	→							
	非石油系燃料 (原油換算) Non-oil based fuels (Crude petrol- eum equivalent)	コークス製造用炭 (原料炭) Coal for making coke (material coal)	石炭 Coal	石炭コークス Coal coke	タール Tar	コークス炉 ガス Coke oven gas	高炉ガス Blast furnace gas	転炉ガス Converter furnace gas
	kl	t	t	t	t	1000m <sup>3</sup>	1000m <sup>3</sup>	1000m <sup>3</sup>
平成16年	37,851,637	2,859,127	7,925,650	31,666,115	—	1,798,992	36,056,775	1,672,239
17	37,638,714	3,080,312	7,506,455	31,396,932	—	1,838,552	35,817,062	1,632,428
18	38,154,843	3,116,032	7,550,725	31,879,165	—	1,823,783	36,604,250	1,651,341
19	39,098,355	3,335,164	8,064,881	32,141,698	—	1,822,497	37,403,035	1,707,935
20	37,643,864	3,319,165	8,134,676	31,810,743	—	1,813,649	38,264,173	1,817,534
平成18年度	38,366,404	3,122,994	7,672,135	31,956,954	—	1,829,255	36,528,702	1,726,726
19	39,321,650	3,454,785	8,246,466	32,420,727	—	1,831,343	38,288,503	1,754,719
20年1~3月	9,681,143	895,755	2,098,078	8,137,325	—	446,502	9,750,906	469,837
4~6	9,540,564	836,743	2,083,364	8,040,441	—	460,804	9,669,766	446,140
7~9	9,660,059	843,848	2,132,577	8,120,107	—	451,776	9,754,958	482,737
10~12	8,762,099	742,819	1,820,657	7,512,870	—	454,567	9,088,543	418,819
平成20年1月	3,296,354	299,801	721,948	2,771,688	—	151,491	3,302,250	160,927
2	3,071,962	289,200	675,510	2,572,858	—	143,262	3,083,240	149,654
3	3,312,827	306,754	700,621	2,792,779	—	151,750	3,365,417	159,257
4	3,123,541	274,164	675,557	2,643,493	—	149,297	3,164,918	152,644
5	3,251,829	295,691	710,398	2,732,778	—	156,753	3,270,287	148,924
6	3,165,193	266,888	697,409	2,664,170	—	154,754	3,234,561	144,573
7	3,239,704	249,766	741,457	2,733,770	—	150,558	3,285,166	159,369
8	3,235,362	304,747	692,185	2,716,912	—	152,338	3,257,514	162,898
9	3,184,993	289,335	698,934	2,669,425	—	148,880	3,212,278	160,470
10	3,201,280	297,691	669,994	2,700,577	—	159,143	3,253,871	148,758
11	2,874,400	243,723	628,657	2,443,114	—	146,809	2,973,248	143,316
12	2,686,420	201,405	522,006	2,369,179	—	148,615	2,861,423	126,744

年・期・月	→							
	灯油 Kerosene	軽油 Gas oil	重油計 Heavy fuel oil Total	A重油 Heavy fuel oil A	B・C重油 Heavy fuel oil B・C	液化石油ガス LPG	オイルコークス Petroleum coke	非石油系燃料 (原油換算) Non-oil based fuels (Crude petrol- eum equivalent)
	kl	kl	kl	kl	kl	t	t	kl
平成16年	683	602	101,809	5,002	96,807	2,314	—	723,448
17	735	641	103,942	5,011	98,930	1,564	—	743,260
18	634	731	91,565	5,040	86,525	2,891	36	675,284
19	592	810	78,932	4,342	74,590	3,816	—	697,655
20	610	808	70,537	4,375	66,162	3,829	—	650,567
平成18年度	622	724	89,344	4,512	84,832	2,832	36	678,905
19	598	849	75,031	4,476	70,555	3,979	—	666,360
20年1~3月	201	197	20,295	1,354	18,941	887	—	161,784
4~6	138	209	16,809	1,156	15,653	823	—	169,978
7~9	133	203	19,068	905	18,163	1,199	—	166,045
10~12	138	199	14,365	960	13,405	920	—	152,760
平成20年1月	65	73	7,518	422	7,096	310	—	57,794
2	78	55	6,388	424	5,964	255	—	49,202
3	58	69	6,388	508	5,880	323	—	54,788
4	66	69	5,742	503	5,240	331	—	55,661
5	41	70	5,565	326	5,239	231	—	58,931
6	31	70	5,502	327	5,174	260	—	55,386
7	41	75	7,014	313	6,700	431	—	57,694
8	43	66	6,770	293	6,477	402	—	57,177
9	49	62	5,285	299	4,986	366	—	51,174
10	43	57	4,662	329	4,333	284	—	54,181
11	42	69	5,099	335	4,764	364	—	51,233
12	53	73	4,604	296	4,308	272	—	47,345

年・期・月	→							
	酸素 Oxygen	電力 Electricity	蒸気 Steam	製鋼用計 for Steelmaking		灯油 Kerosene	軽油 Gas oil	重油計 Heavy fuel oil Total
	1000Nm <sup>3</sup>	1000kWh	t	計 (原油換算) Total (Crude petrol- eum equivalent)	石油系燃料 (原油換算) Oil based fuels (Crude petrol- eum equivalent)	kl	kl	kl
平成16年	59,743	2,291,817	8,999	4,611,089	255,767	46,103	1,590	95,057
17	63,783	2,454,505	10,038	4,535,972	255,278	42,135	1,684	97,565
18	66,224	2,123,472	10,804	4,779,901	254,172	32,932	1,710	92,959
19	66,759	2,242,926	10,986	4,936,061	244,131	25,886	1,636	79,311
20	63,496	2,221,537	11,592	4,770,838	215,019	21,419	1,775	66,007
平成18年度	66,185	2,139,911	10,750	4,852,509	254,864	30,817	1,641	90,743
19	65,844	2,146,694	11,322	4,937,572	235,152	25,369	1,722	74,812
20年1~3月	15,559	524,803	3,128	1,235,708	56,660	6,136	466	18,145
4~6	15,949	612,532	2,885	1,243,312	54,428	6,056	445	17,116
7~9	17,162	548,604	2,589	1,198,527	54,067	5,068	438	16,567
10~12	14,826	535,597	2,990	1,093,291	49,865	4,159	426	14,178
平成20年1月	5,928	191,367	1,129	396,640	18,927	1,976	162	6,150
2	5,023	154,412	977	393,028	17,965	2,045	148	5,716
3	4,608	179,024	1,022	446,040	19,767	2,116	156	6,278
4	4,830	199,361	1,008	404,782	18,968	2,057	145	6,282
5	5,776	215,305	963	419,446	17,515	2,095	157	5,195
6	5,343	197,866	914	419,083	17,945	1,903	143	5,640
7	5,908	194,663	860	402,454	18,545	1,882	149	5,857
8	5,876	193,443	856	399,301	17,728	1,592	145	5,448
9	5,378	160,498	873	396,772	17,794	1,594	144	5,263
10	5,981	159,079	756	402,283	17,794	1,606	149	4,964
11	4,844	188,452	969	373,686	16,942	1,425	142	4,956
12	4,001	188,066	1,265	317,322	15,129	1,128	135	4,258

液化天然ガス LNG	都市ガス (A) Town gas(A)	都市ガス (B) Town gas(B)	酸素 Oxygen	電力 Electricity	蒸気 Steam	フェロアロイ用 for Ferro-alloys		Year, quarter and month
						計 (原油換算) Total (Crude petro- leum equivalent)	石油系燃料 (原油換算) Oil based fuels (Crude petro- leum equivalent)	
t	1000m <sup>3</sup>	1000m <sup>3</sup>	1000Nm <sup>3</sup>	1000kWh	t	kl	kl	
21,436	7,115	7,902	3,130,717	2,912,074	1,253,144	1,055,156	115,095	C. Y. 2004
36,519	100,214	112,235	3,115,306	2,988,734	1,316,214	1,091,804	116,527	C. Y. 2005
28,827	115,946	126,979	3,152,574	3,233,142	1,215,605	980,942	104,784	C. Y. 2006
904	216,595	237,147	3,420,528	3,319,336	1,181,422	1,002,061	92,262	C. Y. 2007
990	195,377	213,917	3,237,711	3,401,986	1,006,589	940,467	82,444	C. Y. 2008
19,620	163,602	179,126	3,177,121	3,286,959	1,221,048	983,625	102,299	F. Y. 2006
923	218,400	239,124	3,499,611	3,359,727	1,119,991	956,875	88,058	F. Y. 2007
226	56,011	61,326	881,995	838,427	239,544	234,241	23,422	Q1 2008
298	51,233	56,094	866,362	876,393	270,948	246,687	19,530	Q2
175	58,130	63,646	880,310	851,747	259,226	239,734	22,477	Q3
291	30,003	32,850	609,044	835,419	236,870	219,805	17,016	Q4
81	18,702	20,477	301,472	291,134	100,443	84,322	8,648	Jan 2008
82	16,776	18,368	268,530	269,318	77,450	70,982	7,349	Feb
63	20,533	22,482	311,993	277,975	61,651	78,937	7,425	Mar
75	14,840	16,248	270,257	279,400	89,705	81,021	6,746	Apr
165	17,328	18,973	300,546	299,883	94,504	85,438	6,412	May
58	19,065	20,874	295,559	297,110	86,740	80,228	6,372	Jun
51	17,845	19,539	302,637	285,638	90,420	84,111	8,249	Jul
34	19,617	21,479	294,514	283,405	86,364	83,172	7,941	Aug
91	20,667	22,628	283,159	282,704	82,443	72,451	6,287	Sep
97	21,351	23,377	272,497	289,336	51,598	74,525	5,493	Oct
97	5,727	6,271	204,793	273,476	86,194	74,912	6,081	Nov
97	2,924	3,202	131,754	272,608	99,078	70,369	5,441	Dec

石炭 Coal	石炭コークス Coal coke	コークス炉 ガス Coke oven gas	高炉ガス Blast furnace gas	転炉ガス Converter furnace gas	電気炉ガス Electric furnace gas	都市ガス (A) Town gas(A)	都市ガス (B) Town gas(B)	Year, quarter and month
t	t	1000m <sup>3</sup>	1000m <sup>3</sup>	1000m <sup>3</sup>	1000m <sup>3</sup>	1000m <sup>3</sup>	1000m <sup>3</sup>	
597,929	322,733	13,585	349,532	6,901	6,335	34	32	C. Y. 2004
616,696	338,571	9,545	272,753	6,209	18,889	19	18	C. Y. 2005
538,304	315,165	10,341	238,333	8,093	49,864	17	16	C. Y. 2006
567,849	317,294	11,770	219,943	7,870	54,053	16	15	C. Y. 2007
522,059	318,293	11,538	233,450	8,440	54,201	16	15	C. Y. 2008
553,354	309,306	10,466	214,211	7,659	49,620	16	15	F. Y. 2006
533,221	312,526	12,281	231,767	8,648	52,150	16	15	F. Y. 2007
132,652	76,321	3,062	63,160	2,700	12,675	6	6	Q1 2008
132,979	85,318	3,179	64,587	2,364	15,836	4	4	Q2
137,934	78,908	2,300	48,836	1,522	11,925	3	3	Q3
118,494	77,746	2,998	56,867	1,854	13,766	3	3	Q4
47,301	26,962	1,188	22,645	810	4,853	2	2	Jan 2008
40,227	23,511	890	16,581	785	3,841	2	2	Feb
45,123	25,848	983	23,933	1,105	3,981	2	2	Mar
44,887	26,414	1,336	25,052	889	4,781	1	1	Apr
44,502	31,125	962	20,303	859	5,599	2	2	May
43,590	27,779	880	19,232	616	5,456	1	1	Jun
47,228	27,940	762	17,559	464	4,375	1	1	Jul
48,888	26,474	762	16,298	538	2,590	1	1	Aug
41,818	24,494	776	14,980	520	4,960	1	1	Sep
41,841	27,402	1,025	20,799	722	4,077	1	1	Oct
40,377	25,411	924	18,683	561	5,261	1	1	Nov
36,277	24,933	1,049	17,385	571	4,428	1	1	Dec

A重油 Heavy fuel oil A	B・C重油 Heavy fuel oil B・C	炭化水素油 Hydrocarbon oil	液化石油ガス LPG	オイルコークス Petroleum coke	非石油系燃料 (原油換算) Non-oil based fuels (Crude petro- leum equivalent)	コークス製造用炭 (原料炭) Coal for making coke (material coal)	石炭 Coal	Year, quarter and month
kl	kl	kl	t	t	kl	t	t	
66,686	28,370	2,911	76,955	6,814	2,740,776	502	980,860	C. Y. 2004
61,980	35,585	2,525	76,959	7,444	2,680,385	465	875,364	C. Y. 2005
62,445	30,514	3,047	83,915	10,725	2,859,784	305	950,424	C. Y. 2006
54,135	25,176	3,202	91,180	12,248	2,984,500	—	1,034,286	C. Y. 2007
47,040	18,967	3,848	88,605	5,750	2,901,266	—	1,020,418	C. Y. 2008
60,269	30,474	2,645	87,713	11,274	2,905,651	149	969,082	F. Y. 2006
52,229	22,584	3,603	88,909	11,694	2,992,936	—	1,043,973	F. Y. 2007
13,019	5,126	1,001	21,921	2,361	755,421	—	277,788	Q1 2008
12,429	4,687	973	21,643	1,496	742,004	—	248,322	Q2
11,394	5,174	906	22,959	779	727,707	—	245,957	Q3
10,199	3,980	968	22,081	1,114	676,133	—	248,352	Q4
4,347	1,803	334	7,207	945	243,399	—	82,276	Jan 2008
4,119	1,598	345	6,907	713	235,365	—	83,408	Feb
4,554	1,725	322	7,808	703	276,657	—	112,104	Mar
4,611	1,671	309	7,228	758	241,984	—	81,424	Apr
3,779	1,416	340	7,153	346	252,009	—	81,610	May
4,039	1,600	324	7,263	392	248,011	—	85,288	Jun
3,871	1,986	371	7,550	313	243,377	—	82,060	Jul
3,705	1,743	270	7,622	193	245,707	—	84,625	Aug
3,817	1,445	265	7,787	273	238,623	—	79,272	Sep
3,793	1,171	352	7,850	439	244,497	—	83,276	Oct
3,372	1,584	325	7,371	393	230,637	—	87,910	Nov
3,034	1,225	291	6,859	282	200,999	—	77,165	Dec

年・期・月	石炭コークス	コークス炉ガス	高炉ガス	転炉ガス	天然ガス	液化天然ガス	都市ガス(A)	都市ガス(B)
	Coal coke	Coke oven gas	Blast furnace gas	Converter furnace gas	Natural gas	LNG	Town gas(A)	Town gas(B)
	t	1000m <sup>3</sup>	1000m <sup>3</sup>	1000m <sup>3</sup>	1000m <sup>3</sup>	t	1000m <sup>3</sup>	1000m <sup>3</sup>
平成16年	227,976	500,566	3,129,131	296,947	1,334	14,004	86,486	86,390
17	210,820	505,664	3,104,087	265,680	1,503	20,283	97,924	104,728
18	234,693	510,229	3,315,719	302,695	1,931	15,566	124,299	136,342
19	262,330	505,908	3,212,228	273,094	1,653	5,133	138,367	151,816
20	231,980	526,901	3,266,092	309,050	307	7,574	148,219	162,538
平成18年度	251,940	506,507	3,275,349	302,680	1,994	11,996	130,963	143,747
19	259,769	515,723	3,269,421	276,190	1,236	5,331	139,939	153,519
20年1~3月	62,044	134,117	826,981	73,638	85	1,479	37,411	41,034
4~6	67,801	132,210	832,883	80,466	89	1,049	39,234	43,023
7~9	54,985	130,097	851,575	83,054	82	2,431	38,018	41,702
10~12	47,150	130,478	754,652	71,891	51	2,615	33,557	36,779
平成20年1月	18,489	45,991	267,868	23,687	24	435	12,518	13,733
2	19,547	42,290	259,044	22,511	31	565	12,448	13,651
3	24,008	45,836	300,069	27,441	30	479	12,444	13,650
4	21,736	42,844	275,145	24,333	29	304	12,424	13,625
5	23,884	45,967	289,195	27,676	30	352	13,289	14,567
6	22,181	43,399	268,542	28,457	30	393	13,521	14,831
7	18,227	43,226	283,278	28,496	29	893	12,794	14,028
8	17,994	45,048	291,620	28,915	28	676	12,364	13,568
9	18,764	41,823	276,677	25,642	25	863	12,860	14,106
10	18,311	44,456	279,392	27,102	18	1,325	12,076	13,236
11	16,553	43,270	248,473	26,220	20	675	11,820	12,956
12	12,286	42,752	226,788	18,569	13	614	9,660	10,587

年・期・月	A重油	B・C重油	液化石油ガス	非石油系燃料 (原油換算)	コークス製造用炭 (原料炭)	石炭	石炭コークス	コークス炉 ガス
	Heavy fuel oil A	Heavy fuel oil B・C	LPG	Non-oil based fuels (Crude petroleum equivalent)	Coal for making coke (material coal)	Coal	Coal coke	Coke oven gas
	kl	kl	t	kl	t	t	t	1000m <sup>3</sup>
平成16年	11,912	21,312	73,684	2,249,982	502	882,139	74,979	459,221
17	12,113	22,545	73,330	2,202,062	465	785,003	71,219	460,946
18	11,295	18,358	79,545	2,296,726	305	846,927	46,376	462,187
19	9,258	14,894	86,802	2,406,738	—	939,961	46,483	462,957
20	8,873	11,265	83,945	2,355,127	—	939,587	42,556	478,213
平成18年度	11,055	18,297	83,252	2,323,561	149	866,808	46,210	457,805
19	8,954	12,840	84,447	2,417,553	—	948,201	48,291	473,226
20年1~3月	2,461	2,712	20,695	610,709	—	251,168	12,862	122,239
4~6	2,110	2,449	20,307	594,606	—	229,768	13,920	119,551
7~9	2,227	3,363	21,962	588,988	—	225,386	7,496	117,165
10~12	2,074	2,741	20,982	560,824	—	233,265	8,278	119,258
平成20年1月	890	983	6,801	198,221	—	74,702	3,603	41,840
2	763	822	6,509	187,752	—	74,041	3,672	38,627
3	809	906	7,385	224,736	—	102,426	5,587	41,773
4	744	943	6,766	193,663	—	74,308	4,166	39,377
5	690	683	6,743	204,309	—	78,124	5,633	41,350
6	677	823	6,797	196,634	—	77,336	4,121	38,824
7	712	1,239	7,159	196,268	—	74,553	2,470	38,860
8	773	1,175	7,374	200,693	—	78,354	2,433	40,445
9	742	949	7,430	192,026	—	72,478	2,593	37,861
10	666	720	7,436	197,553	—	75,870	2,484	40,338
11	656	1,147	7,015	191,243	—	84,054	3,000	39,189
12	752	874	6,531	172,027	—	73,341	2,794	39,732

年・期・月	電気炉 Electric furnaces							
	計 (原油換算)	石油系燃料 (原油換算)	灯油	軽油	重油計	A重油	B・C重油	炭化水素油
	Total (Crude petroleum equivalent)	Oil based fuels (Crude petroleum equivalent)	Kerosene	Gas oil	Heavy fuel oil Total	Heavy fuel oil A	Heavy fuel oil B・C	Hydrocarbon oil
kl	kl	kl	kl	kl	kl	kl	kl	kl
平成16年	1,978,410	120,318	44,455	12	61,833	54,774	7,058	2,911
17	1,932,004	118,024	39,843	6	62,907	49,867	13,040	2,525
18	2,058,610	114,226	30,744	1	63,306	51,149	12,157	3,047
19	2,097,021	100,904	24,022	4	55,159	44,878	10,281	3,202
20	1,992,309	80,587	19,975	20	45,869	38,167	7,702	3,848
平成18年度	2,095,718	110,540	28,745	2	61,391	49,214	12,177	2,645
19	2,094,586	97,723	23,639	6	53,019	43,275	9,744	3,603
20年1~3月	519,646	23,245	5,740	3	12,972	10,558	2,414	1,001
4~6	542,910	22,190	5,660	11	12,557	10,318	2,238	973
7~9	503,344	18,699	4,832	3	10,978	9,167	1,811	906
10~12	426,411	16,453	3,743	3	9,363	8,124	1,239	968
平成20年1月	162,397	7,771	1,862	1	4,277	3,457	820	334
2	171,430	7,457	1,877	1	4,131	3,356	775	345
3	185,818	8,016	2,002	1	4,564	3,745	818	322
4	176,808	8,065	1,943	1	4,594	3,867	728	309
5	179,537	6,923	1,927	9	3,822	3,089	733	340
6	186,566	7,201	1,789	1	4,140	3,363	777	324
7	171,124	6,892	1,828	1	3,906	3,159	747	371
8	163,038	5,841	1,578	1	3,499	2,932	567	270
9	169,182	5,966	1,426	1	3,572	3,076	497	265
10	168,227	6,277	1,438	1	3,578	3,127	451	352
11	147,304	5,583	1,311	1	3,152	2,715	437	325
12	110,880	4,593	994	1	2,632	2,282	351	291

酸素 Oxygen	電力 Electricity	蒸気 Steam	転炉 LD converters					Year, quarter and month
			計 (原油換算) Total (Crude petro- leum equivalent)	石油系燃料 (原油換算) Oil based fuels (Crude petro- leum equivalent)	灯油 Kerosene	軽油 Gas oil	重油計 Heavy fuel oil Total	
1000Nm <sup>3</sup>	1000kWh	t	kl	kl	kl	kl	kl	
6,128,106	16,885,900	331,370	2,632,678	135,449	1,648	1,578	33,224	C. Y. 2004
6,149,824	16,621,315	484,143	2,603,968	137,254	2,292	1,678	34,657	C. Y. 2005
6,424,194	17,282,417	531,739	2,721,291	139,946	2,188	1,709	29,653	C. Y. 2006
6,753,893	17,777,600	457,735	2,839,040	143,227	1,864	1,632	24,152	C. Y. 2007
6,639,427	17,537,068	335,605	2,778,528	134,432	1,444	1,755	20,138	C. Y. 2008
6,542,889	17,551,398	541,737	2,756,791	144,324	2,072	1,639	29,352	F. Y. 2006
6,798,910	17,898,437	403,630	2,842,986	137,429	1,730	1,716	21,793	F. Y. 2007
1,717,902	4,486,120	91,338	716,062	33,414	396	463	5,173	Q1 2008
1,714,113	4,739,873	86,238	700,402	32,238	396	434	4,560	Q2
1,689,179	4,420,772	79,837	695,184	35,367	236	435	5,590	Q3
1,518,233	3,890,302	78,192	666,880	33,412	416	423	4,815	Q4
574,329	1,420,253	31,783	234,242	11,156	114	161	1,873	Jan 2008
538,217	1,480,192	29,021	221,598	10,508	168	147	1,585	Feb
605,356	1,585,676	30,533	260,222	11,751	114	155	1,715	Mar
562,982	1,524,673	28,936	227,975	10,903	114	144	1,687	Apr
582,181	1,589,801	29,422	239,910	10,592	168	148	1,373	May
568,950	1,625,400	27,880	232,518	10,743	114	142	1,499	Jun
565,956	1,489,164	29,001	231,330	11,653	54	148	1,951	Jul
564,763	1,441,737	25,343	236,263	11,886	14	144	1,948	Aug
558,460	1,489,872	25,492	227,590	11,828	168	143	1,691	Sep
568,489	1,485,247	26,464	234,056	11,517	168	148	1,386	Oct
509,644	1,335,365	27,304	226,382	11,359	114	141	1,803	Nov
440,100	1,069,690	24,424	206,442	10,536	134	134	1,626	Dec

高炉ガス Blast furnace gas	転炉ガス Converter furnace gas	液化天然ガス LNG	都市ガス (A) Town gas(A)	都市ガス (B) Town gas(B)	酸素 Oxygen	電力 Electricity	蒸気 Steam	Year, quarter and month
1000m <sup>3</sup>	1000m <sup>3</sup>	t	1000m <sup>3</sup>	1000m <sup>3</sup>	1000Nm <sup>3</sup>	1000kWh	t	
3,091,351	199,230	8,368	18,590	18,466	5,209,465	2,381,065	326,346	C. Y. 2004
3,085,606	173,055	16,189	23,380	25,520	5,259,273	2,448,557	484,072	C. Y. 2005
3,304,192	206,505	11,943	30,203	33,080	5,482,477	2,652,264	495,074	C. Y. 2006
3,200,519	193,732	1,660	42,107	46,103	5,791,931	2,760,964	412,411	C. Y. 2007
3,254,055	211,664	1,920	40,401	44,234	5,738,109	2,896,160	282,967	C. Y. 2008
3,265,068	204,829	8,397	34,625	37,911	5,586,480	2,693,883	500,277	F. Y. 2006
3,257,890	197,204	1,930	40,625	44,480	5,832,714	2,801,207	356,406	F. Y. 2007
823,941	49,710	675	10,154	11,117	1,474,798	715,327	78,078	Q1 2008
830,261	55,551	435	9,975	10,921	1,461,159	738,021	70,953	Q2
847,861	56,173	284	10,147	11,110	1,470,937	711,297	67,430	Q3
751,991	50,230	525	10,125	11,085	1,331,215	731,516	66,506	Q4
267,007	16,540	227	3,450	3,778	497,940	246,704	27,730	Jan 2008
258,013	14,623	226	3,547	3,884	458,625	232,553	24,665	Feb
298,920	18,548	222	3,156	3,456	518,233	236,070	25,683	Mar
274,306	17,413	124	3,291	3,603	476,824	233,716	24,128	Apr
288,335	19,213	210	3,353	3,671	499,121	250,937	24,099	May
267,620	18,925	101	3,331	3,647	485,214	253,367	22,726	Jun
282,121	19,543	73	3,473	3,803	491,616	233,306	24,672	Jul
290,464	19,081	81	3,243	3,551	495,352	238,330	21,894	Aug
275,277	17,549	130	3,431	3,757	483,969	239,661	20,864	Sep
278,270	18,099	171	3,044	3,333	494,925	252,855	21,182	Oct
247,617	16,786	194	3,530	3,865	445,344	238,877	22,560	Nov
226,104	15,345	159	3,551	3,888	390,946	239,784	22,763	Dec

液化石油ガス LPG	オイルコークス Petroleum coke	非石油系燃料 (原油換算) Non-oil based fuels (Crude petro- leum equivalent)	石炭 Coal	石炭コークス Coal coke	コークス炉 ガス Coke oven gas	高炉ガス Blast furnace gas	転炉ガス Converter furnace gas	Year, quarter and month
t	t	kl	t	t	1000m <sup>3</sup>	1000m <sup>3</sup>	1000m <sup>3</sup>	
3,271	6,814	490,793	98,721	152,997	41,346	37,780	97,717	C. Y. 2004
3,629	7,444	478,323	90,361	139,601	44,718	18,480	92,625	C. Y. 2005
4,370	10,725	563,058	103,498	188,317	48,042	11,527	96,190	C. Y. 2006
4,378	12,248	577,763	94,325	215,847	42,952	11,709	79,362	C. Y. 2007
4,659	5,750	546,139	80,831	189,424	48,688	12,037	97,385	C. Y. 2008
4,461	11,274	582,089	102,275	205,730	48,703	10,282	97,851	F. Y. 2006
4,462	11,694	575,383	95,772	211,478	42,498	11,531	78,986	F. Y. 2007
1,227	2,361	144,712	26,620	49,182	11,878	3,040	23,928	Q1 2008
1,336	1,496	147,398	18,554	53,881	12,659	2,621	24,915	Q2
997	779	138,719	20,571	47,489	12,932	3,714	26,881	Q3
1,099	1,114	115,309	15,087	38,872	11,220	2,661	21,661	Q4
406	945	45,178	7,575	14,886	4,152	861	7,147	Jan 2008
398	713	47,612	9,367	15,875	3,663	1,031	7,888	Feb
423	703	51,922	9,678	18,421	4,063	1,149	8,893	Mar
462	758	48,321	7,115	17,570	3,467	839	6,920	Apr
409	346	47,700	3,486	18,251	4,617	860	8,463	May
465	392	51,377	7,952	18,060	4,575	922	9,532	Jun
391	313	47,109	7,507	15,757	4,366	1,157	8,953	Jul
249	193	45,014	6,270	15,561	4,603	1,157	9,834	Aug
358	273	46,597	6,793	16,171	3,963	1,400	8,093	Sep
414	439	46,943	7,406	15,827	4,119	1,122	9,003	Oct
356	393	39,394	3,856	13,553	4,081	855	9,435	Nov
329	282	28,972	3,824	9,492	3,020	684	3,224	Dec

年・期・月								→
	天然ガス	液化天然ガス	都市ガス(A)	都市ガス(B)	酸素	電力	蒸気	鍛鋼用計 (原油換算) Total (Crude petroleum equivalent) kl
	Natural gas 1000m <sup>3</sup>	LNG t	Town gas(A) 1000m <sup>3</sup>	Town gas(B) 1000m <sup>3</sup>	Oxygen 1000Nm <sup>3</sup>	Electricity 1000kWh	Steam t	
平成16年	1,334	5,636	67,895	67,924	918,641	14,504,835	5,024	268,452
17	1,503	4,094	74,544	79,208	890,551	14,172,758	72	271,239
18	1,931	3,622	94,096	103,262	941,717	14,630,153	36,664	269,851
19	1,653	3,473	96,260	105,713	961,962	15,016,636	45,325	268,667
20	307	5,654	107,819	118,304	901,318	14,640,908	52,638	270,660
平成18年度	1,994	3,599	96,338	105,836	956,409	14,857,516	41,460	268,758
19	1,236	3,402	99,314	109,039	966,196	15,097,230	47,225	271,675
20年1~3月	85	804	27,257	29,916	243,104	3,770,794	13,260	69,655
4~6	89	614	29,259	32,102	252,954	4,001,852	15,285	68,880
7~9	82	2,147	27,871	30,592	218,242	3,709,476	12,407	66,109
10~12	51	2,090	23,432	25,694	187,018	3,158,786	11,686	66,016
平成20年1月	24	208	9,068	9,955	76,389	1,173,549	4,054	21,902
2	31	339	8,901	9,767	79,592	1,247,639	4,356	23,581
3	30	257	9,288	10,194	87,123	1,349,605	4,851	24,172
4	29	179	9,133	10,022	86,158	1,290,956	4,808	23,441
5	30	143	9,936	10,896	83,060	1,338,864	5,323	22,245
6	30	292	10,190	11,184	83,736	1,372,033	5,154	23,193
7	29	819	9,320	10,226	74,340	1,255,858	4,330	23,811
8	28	595	9,121	10,018	69,411	1,203,407	3,449	20,040
9	25	733	9,429	10,349	74,491	1,250,212	4,628	22,258
10	18	1,154	9,032	9,904	73,564	1,232,392	5,282	23,744
11	20	481	8,290	9,092	64,300	1,096,488	4,744	21,940
12	13	455	6,109	6,699	49,154	829,906	1,660	20,332

年・期・月									→
	石炭	コークス炉ガス	高炉ガス	転炉ガス	天然ガス	液化天然ガス	都市ガス(A)	都市ガス(B)	
	Coal t	Coke oven gas 1000m <sup>3</sup>	Blast furnace gas 1000m <sup>3</sup>	Converter furnace gas 1000m <sup>3</sup>	Natural gas 1000m <sup>3</sup>	LNG t	Town gas(A) 1000m <sup>3</sup>	Town gas(B) 1000m <sup>3</sup>	
平成16年	3,054	40,635	4,590	7,481	2,793	15,513	26,197	28,287	
17	488	44,317	4,133	7,701	2,563	17,631	25,846	28,103	
18	460	45,277	5,733	11,764	2,878	18,626	25,462	27,885	
19	317	43,714	5,303	10,332	2,603	18,793	30,070	32,924	
20	382	45,539	4,403	10,324	2,266	18,043	35,184	38,523	
平成18年度	340	44,259	5,673	11,338	2,838	18,842	26,885	29,436	
19	372	44,219	5,102	10,679	2,540	18,847	32,002	35,039	
20年1~3月	248	11,056	1,269	2,882	681	4,799	8,940	9,789	
4~6	32	12,068	1,095	2,863	635	4,478	8,661	9,483	
7~9	38	10,624	1,134	2,703	600	4,701	8,539	9,349	
10~12	65	11,792	905	1,876	350	4,065	9,044	9,902	
平成20年1月	123	3,605	362	883	256	1,461	2,751	3,012	
2	88	3,833	477	929	222	1,671	3,002	3,287	
3	37	3,618	429	1,070	203	1,666	3,187	3,490	
4	10	3,744	345	926	246	1,495	3,031	3,319	
5	10	4,464	304	923	212	1,415	2,673	2,927	
6	11	3,860	445	1,014	177	1,568	2,957	3,238	
7	11	3,921	472	1,015	227	1,630	2,974	3,257	
8	18	3,370	337	947	182	1,597	2,522	2,762	
9	8	3,333	325	741	191	1,473	3,042	3,331	
10	10	4,107	323	559	200	1,498	3,164	3,465	
11	14	3,778	344	689	104	1,449	2,902	3,177	
12	41	3,907	238	628	46	1,118	2,978	3,260	

年・期・月									→
	A重油	B・C重油	液化石油ガス	オイルコークス	非石油系燃料 (原油換算)	石炭	石炭コークス	コークス炉ガス	
	Heavy fuel oil A kl	Heavy fuel oil B・C kl	LPG t	Petroleum coke t	Non-oil based fuels (Crude petroleum equivalent) kl	Coal t	Coal coke t	Coke oven gas 1000m <sup>3</sup>	
平成16年	27,624	191	4,804	—	12,519	—	45	3,238	
17	17,120	64	4,208	—	17,454	622	3,341	2,862	
18	12,197	56	5,769	—	18,536	416	3,827	2,545	
19	11,186	58	5,841	—	21,351	382	4,406	1,998	
20	11,085	52	6,564	—	18,495	94	1,335	2,305	
平成18年度	11,527	55	5,784	—	19,547	399	3,927	2,392	
19	11,145	59	6,046	—	21,927	389	4,998	2,123	
20年1~3月	2,805	16	1,675	—	5,406	94	1,250	639	
4~6	2,696	12	1,634	—	4,379	—	18	612	
7~9	2,900	12	1,591	—	4,359	—	24	477	
10~12	2,684	12	1,664	—	4,351	—	43	577	
平成20年1月	923	6	507	—	1,728	31	434	208	
2	963	5	553	—	1,852	31	445	184	
3	919	4	615	—	1,825	32	371	247	
4	909	4	592	—	1,455	—	6	201	
5	959	4	493	—	1,518	—	6	232	
6	828	4	549	—	1,406	—	6	179	
7	1,122	4	561	—	1,458	—	8	167	
8	822	4	480	—	1,384	—	5	151	
9	956	4	550	—	1,518	—	11	159	
10	1,009	4	672	—	1,474	—	6	194	
11	914	4	508	—	1,505	—	7	199	
12	761	4	484	—	1,372	—	30	184	

for Steel forgings								Year, quarter and month
石油系燃料 (原油換算) Oil based fuels (Crude petroleum equivalent)	灯油 Kerosene	軽油 Gas oil	重油計 Heavy fuel oil Total	A重油 Heavy fuel oil A	B・C重油 Heavy fuel oil B・C	液化石油ガス LPG	非石油系燃料 (原油換算) Non-oil based fuels (Crude petroleum equivalent)	
kl	kl	kl	kl	kl	kl	t	kl	
118,860	19,584	351	81,533	70,190	11,343	11,771	83,906	C. Y. 2004
118,298	19,236	445	80,507	68,911	11,596	12,312	86,772	C. Y. 2005
112,623	17,634	542	75,794	68,343	7,451	12,976	89,905	C. Y. 2006
106,153	16,304	588	72,377	66,912	5,465	11,755	94,030	C. Y. 2007
106,088	18,335	552	69,021	64,773	4,248	13,805	98,492	C. Y. 2008
110,529	16,814	545	75,028	69,155	5,873	12,659	91,136	F. Y. 2006
105,738	16,182	605	72,026	66,770	5,256	12,023	96,448	F. Y. 2007
26,557	4,153	155	18,075	16,745	1,330	3,131	25,380	Q1 2008
26,878	4,737	142	17,522	16,069	1,453	3,382	24,862	Q2
25,647	4,662	138	16,202	15,307	895	3,548	24,136	Q3
27,005	4,783	117	17,221	16,651	570	3,744	24,114	Q4
8,305	1,292	49	5,721	5,290	431	930	7,988	Jan 2008
8,944	1,473	55	6,013	5,597	416	1,058	8,662	Feb
9,308	1,388	51	6,341	5,858	483	1,143	8,730	Mar
9,400	1,610	48	6,282	5,778	504	1,099	8,338	Apr
8,509	1,541	45	5,404	4,993	411	1,154	8,156	May
8,970	1,586	49	5,837	5,299	538	1,129	8,368	Jun
9,332	1,575	51	6,288	5,800	488	1,067	8,570	Jul
7,577	1,507	39	4,426	4,225	201	1,237	7,589	Aug
8,739	1,580	48	5,489	5,283	206	1,244	7,977	Sep
9,484	1,690	48	6,093	5,887	206	1,267	8,593	Oct
8,956	1,592	40	5,657	5,447	210	1,277	7,961	Nov
8,565	1,501	29	5,470	5,316	154	1,200	7,560	Dec

for Steel castings								Year, quarter and month
酸素 Oxygen	電力 Electricity	蒸気 Steam	計 (原油換算) Total (Crude petroleum equivalent)	石油系燃料 (原油換算) Oil based fuels (Crude petroleum equivalent)	灯油 Kerosene	軽油 Gas oil	重油計 Heavy fuel oil Total	
1000Nm <sup>3</sup>	1000kWh	t	kl	kl	kl	kl	kl	
9,232	686,684	13,876	89,885	47,263	12,909	67	27,814	C. Y. 2004
9,411	692,685	12,708	80,712	35,349	12,653	72	17,184	C. Y. 2005
9,749	705,021	12,591	82,732	32,503	12,778	102	12,253	C. Y. 2006
10,159	717,214	12,747	84,933	31,599	12,819	97	11,244	C. Y. 2007
10,130	700,735	12,952	83,215	32,462	13,181	93	11,136	C. Y. 2008
9,974	702,593	12,558	83,183	31,799	12,741	102	11,581	F. Y. 2006
10,348	730,292	12,804	86,010	31,884	12,970	89	11,204	F. Y. 2007
2,818	187,982	3,340	21,628	8,225	3,326	21	2,821	Q1 2008
2,387	181,808	3,293	20,431	8,034	3,299	25	2,708	Q2
2,155	173,301	2,960	20,781	8,148	3,262	24	2,912	Q3
2,770	157,645	3,359	20,374	8,055	3,294	23	2,696	Q4
915	59,499	1,081	6,820	2,584	1,026	6	929	Jan 2008
937	63,376	1,136	7,374	2,797	1,145	7	968	Feb
966	65,107	1,123	7,434	2,844	1,155	8	923	Mar
813	60,416	1,204	7,087	2,853	1,207	9	913	Apr
785	59,243	1,007	6,661	2,581	1,004	9	963	May
789	62,149	1,081	6,683	2,600	1,088	7	832	Jun
807	62,754	1,041	7,211	2,953	1,129	8	1,126	Jul
619	51,739	885	6,552	2,472	1,056	6	826	Aug
729	58,808	1,035	7,018	2,723	1,077	10	960	Sep
983	60,052	1,163	7,327	3,037	1,184	9	1,013	Oct
954	53,204	1,071	6,775	2,640	1,095	7	918	Nov
833	44,388	1,126	6,272	2,378	1,015	7	765	Dec

for Steel forgings						圧延(冷間を含む)及び鋼管用		Year, quarter and month
液化天然ガス LNG	都市ガス (A) Town gas(A)	都市ガス (B) Town gas(B)	酸素 Oxygen	電力 Electricity	蒸気 Steam	計 (原油換算) Total (Crude petroleum equivalent)	石油系燃料 (原油換算) Oil based fuels (Crude petroleum equivalent)	
t	1000m <sup>3</sup>	1000m <sup>3</sup>	1000Nm <sup>3</sup>	1000kWh	t	kl	kl	
112	8,372	8,752	6,001	319,166	352	8,216,436	1,170,264	C. Y. 2004
388	9,831	10,241	6,625	296,145	—	8,170,197	1,114,212	C. Y. 2005
433	10,156	11,160	6,436	328,065	11,086	8,307,387	1,062,330	C. Y. 2006
658	12,235	13,318	6,664	333,860	7,423	8,547,801	1,027,347	C. Y. 2007
862	12,033	12,820	7,228	341,127	7,587	8,268,737	825,512	C. Y. 2008
503	11,047	12,011	6,505	330,011	10,519	8,412,927	1,082,040	F. Y. 2006
721	12,147	13,349	6,698	337,418	7,214	8,575,904	973,247	F. Y. 2007
226	2,922	3,210	1,723	84,891	1,463	2,169,623	226,885	Q1 2008
211	3,016	3,210	1,766	84,632	2,091	2,088,526	216,118	Q2
198	3,096	3,248	1,916	87,154	2,408	2,122,865	211,859	Q3
227	3,000	3,153	1,823	84,450	1,627	1,887,724	170,651	Q4
63	923	1,013	543	26,709	337	724,558	75,105	Jan 2008
81	1,004	1,102	588	28,916	494	702,725	75,863	Feb
82	996	1,094	592	29,267	631	742,340	75,916	Mar
62	980	1,077	594	29,428	590	701,210	75,172	Apr
77	1,048	1,106	566	26,983	756	688,266	68,869	May
72	988	1,027	606	28,222	745	699,050	72,077	Jun
62	1,046	1,098	583	29,471	854	719,204	72,107	Jul
66	986	1,040	541	28,317	890	701,777	71,785	Aug
70	1,065	1,109	792	29,366	664	701,884	67,967	Sep
74	1,031	1,078	624	29,812	615	697,580	64,031	Oct
91	1,029	1,084	606	27,794	638	638,563	57,164	Nov
62	940	991	593	26,844	374	551,580	49,456	Dec

年・期・月	for Rolling (including Cold) and Pipes							
	灯油	軽油	重油計	A重油	B・C重油	炭化水素油	液化石油ガス	石油系炭化水素ガス
	Kerosene	Gas oil	Heavy fuel oil Total	Heavy fuel oil A	Heavy fuel oil B・C	Hydrocarbon oil	LPG	Hydrocarbon gas
	kl	kl	kl	kl	kl	kl	t	1000m <sup>3</sup>
平成16年	66,390	25,941	793,578	228,196	565,382	17,593	159,756	542
17	60,951	25,176	765,095	209,098	555,997	19,082	143,122	513
18	45,126	26,604	678,433	176,370	502,063	17,704	185,484	601
19	21,035	27,115	648,406	172,061	476,345	17,084	201,134	811
20	18,254	26,648	543,518	151,508	392,009	12,936	144,832	537
平成18年度	36,925	26,859	678,504	176,077	502,427	17,863	206,013	673
19	20,174	27,402	624,945	166,374	458,571	15,528	182,244	811
20年1~3月	5,098	6,880	147,662	37,944	109,717	3,002	41,712	188
4~6	4,873	7,722	142,827	39,256	103,571	3,273	36,925	142
7~9	4,295	6,397	140,030	40,398	99,631	3,320	37,426	126
10~12	3,987	5,649	113,000	33,910	79,090	3,341	28,770	81
平成20年1月	1,601	2,097	48,559	12,402	36,157	920	14,331	51
2	1,727	2,308	49,231	12,296	36,935	1,019	13,997	76
3	1,770	2,475	49,871	13,246	36,625	1,063	13,384	61
4	1,638	2,371	49,649	13,673	35,976	1,034	13,225	55
5	1,589	2,687	45,280	12,839	32,441	1,067	11,767	42
6	1,646	2,664	47,898	12,744	35,154	1,172	11,933	45
7	1,585	2,618	47,287	13,473	33,813	1,217	12,542	43
8	1,415	1,532	47,779	13,138	34,641	997	12,986	40
9	1,295	2,247	44,964	13,787	31,177	1,106	11,898	43
10	1,369	2,094	42,681	13,143	29,538	1,276	10,674	35
11	1,387	2,177	36,970	11,140	25,830	1,030	10,182	23
12	1,232	1,378	33,349	9,627	23,722	1,035	7,914	23

年・期・月						発電・ボイラ・コージェネレーション用		
	都市ガス(A)	都市ガス(B)	酸素	電力	蒸気	計(原油換算)	石油系燃料(原油換算)	灯油
	Town gas(A)	Town gas(B)	Oxygen	Electricity	Steam	Total (Crude petroleum equivalent)	Oil based fuels (Crude petroleum equivalent)	Kerosene
	1000m <sup>3</sup>	1000m <sup>3</sup>	1000Nm <sup>3</sup>	1000kWh	t	kl	kl	kl
平成16年	590,571	615,599	131,371	13,232,038	909,407	—	—	—
17	621,576	674,015	135,336	12,768,369	965,438	—	—	—
18	761,367	836,180	135,945	13,414,516	1,030,500	—	—	—
19	908,369	993,144	137,805	13,698,229	941,948	—	—	—
20	934,012	1,020,763	146,901	13,883,769	686,804	—	—	—
平成18年度	807,592	886,201	133,883	13,648,085	1,078,813	—	—	—
19	933,229	1,019,404	143,234	13,807,786	845,498	—	—	—
20年1~3月	248,578	271,492	38,069	3,474,599	213,901	—	—	—
4~6	236,119	257,858	36,054	3,625,961	167,653	—	—	—
7~9	234,849	256,719	37,371	3,566,688	149,556	—	—	—
10~12	214,467	234,693	35,407	3,216,522	155,693	—	—	—
平成20年1月	81,199	88,702	12,844	1,176,150	74,013	—	—	—
2	82,401	90,020	12,496	1,135,102	71,329	—	—	—
3	84,977	92,770	12,729	1,163,347	68,560	—	—	—
4	83,412	91,134	12,230	1,153,847	57,807	—	—	—
5	74,734	81,571	11,701	1,241,404	58,642	—	—	—
6	77,973	85,152	12,123	1,230,710	51,204	—	—	—
7	80,009	87,505	12,752	1,202,661	56,264	—	—	—
8	74,254	81,163	12,068	1,187,686	45,515	—	—	—
9	80,586	88,051	12,551	1,176,341	47,777	—	—	—
10	77,964	85,337	13,356	1,170,519	46,949	—	—	—
11	75,736	82,792	11,737	1,074,552	52,538	—	—	—
12	60,768	66,565	10,314	971,451	56,206	—	—	—

年・期・月								
	コークス炉ガス	高炉ガス	転炉ガス	天然ガス	液化天然ガス	都市ガス(A)	都市ガス(B)	電力
	Coke oven gas	Blast furnace gas	Converter furnace gas	Natural gas	LNG	Town gas(A)	Town gas(B)	Electricity
	1000m <sup>3</sup>	1000m <sup>3</sup>	1000m <sup>3</sup>	1000m <sup>3</sup>	t	1000m <sup>3</sup>	1000m <sup>3</sup>	1000kWh
平成16年	—	—	—	—	—	—	—	—
17	—	—	—	—	—	—	—	—
18	—	—	—	—	—	—	—	—
19	—	—	—	—	—	—	—	—
20	—	—	—	—	—	—	—	—
平成18年度	—	—	—	—	—	—	—	—
19	—	—	—	—	—	—	—	—
20年1~3月	—	—	—	—	—	—	—	—
4~6	—	—	—	—	—	—	—	—
7~9	—	—	—	—	—	—	—	—
10~12	—	—	—	—	—	—	—	—
平成20年1月	—	—	—	—	—	—	—	—
2	—	—	—	—	—	—	—	—
3	—	—	—	—	—	—	—	—
4	—	—	—	—	—	—	—	—
5	—	—	—	—	—	—	—	—
6	—	—	—	—	—	—	—	—
7	—	—	—	—	—	—	—	—
8	—	—	—	—	—	—	—	—
9	—	—	—	—	—	—	—	—
10	—	—	—	—	—	—	—	—
11	—	—	—	—	—	—	—	—
12	—	—	—	—	—	—	—	—

非石油系燃料 (原油換算) Non-oil based fuels (Crude petro- leum equivalent)	石炭 Coal	石炭コークス Coal coke	コークス炉 ガス Coke oven gas	高炉ガス Blast furnace gas	転炉ガス Converter furnace gas	天然ガス Natural gas	液化天然ガス LNG	Year, quarter and month
kl	t	t	1000m <sup>3</sup>	1000m <sup>3</sup>	1000m <sup>3</sup>	1000m <sup>3</sup>	t	
5,735,492	594,352	—	5,002,429	9,836,311	2,140,285	8,997	359,426	C. Y. 2004
5,785,078	634,300	—	5,052,741	9,392,123	1,886,679	8,260	378,114	C. Y. 2005
5,908,700	495,214	—	5,056,798	9,668,286	2,001,056	8,578	373,535	C. Y. 2006
6,163,560	616,678	—	5,234,177	9,762,098	1,987,689	9,093	301,408	C. Y. 2007
6,104,239	581,221	—	5,308,897	9,266,986	2,001,842	8,953	319,676	C. Y. 2008
5,969,135	518,037	—	5,081,901	9,702,737	2,013,319	8,816	353,359	F. Y. 2006
6,246,617	639,513	—	5,326,116	9,864,364	2,004,223	9,224	300,864	F. Y. 2007
1,604,735	185,498	—	1,376,146	2,465,484	517,320	2,297	73,479	Q1 2008
1,523,521	112,361	—	1,342,019	2,367,762	532,240	2,449	77,740	Q2
1,568,884	151,241	—	1,369,391	2,399,499	509,452	2,298	83,348	Q3
1,407,100	132,121	—	1,221,340	2,034,241	442,829	1,909	85,109	Q4
534,927	60,317	—	466,806	807,507	166,173	638	25,384	Jan 2008
516,341	62,194	—	441,806	772,148	156,059	785	23,690	Feb
553,467	62,988	—	467,534	885,829	195,088	874	24,405	Mar
514,708	45,671	—	436,724	795,642	182,329	867	25,891	Apr
499,864	27,246	—	454,117	778,179	173,982	791	27,025	May
508,948	39,444	—	451,178	793,942	175,929	790	24,824	Jun
531,333	50,453	—	463,208	822,506	170,592	812	28,026	Jul
516,363	52,877	—	451,790	781,975	171,598	739	27,985	Aug
521,188	47,910	—	454,392	795,017	167,262	747	27,336	Sep
521,419	45,467	—	455,938	769,850	171,898	671	30,910	Oct
477,809	46,279	—	407,161	685,249	151,610	596	29,061	Nov
407,872	40,375	—	358,241	579,143	119,321	643	25,138	Dec

for Power generation, Boilers, Co-generation

重油計 Heavy fuel oil Total	A重油 Heavy fuel oil A	B・C重油 Heavy fuel oil B・C	液化石油ガス LPG	非石油系燃料 (原油換算) Non-oil based fuels (Crude petro- leum equivalent)	コークス製造用炭 (原料炭) Coal for making coke (material coal)	石炭 Coal	タール Tar	Year, quarter and month
kl	kl	kl	t	kl	t	t	t	
—	—	—	—	—	—	—	—	C. Y. 2004
—	—	—	—	—	—	—	—	C. Y. 2005
—	—	—	—	—	—	—	—	C. Y. 2006
—	—	—	—	—	—	—	—	C. Y. 2007
—	—	—	—	—	—	—	—	C. Y. 2008
—	—	—	—	—	—	—	—	F. Y. 2006
—	—	—	—	—	—	—	—	F. Y. 2007
—	—	—	—	—	—	—	—	Q1 2008
—	—	—	—	—	—	—	—	Q2
—	—	—	—	—	—	—	—	Q3
—	—	—	—	—	—	—	—	Q4
—	—	—	—	—	—	—	—	Jan 2008
—	—	—	—	—	—	—	—	Feb
—	—	—	—	—	—	—	—	Mar
—	—	—	—	—	—	—	—	Apr
—	—	—	—	—	—	—	—	May
—	—	—	—	—	—	—	—	Jun
—	—	—	—	—	—	—	—	Jul
—	—	—	—	—	—	—	—	Aug
—	—	—	—	—	—	—	—	Sep
—	—	—	—	—	—	—	—	Oct
—	—	—	—	—	—	—	—	Nov
—	—	—	—	—	—	—	—	Dec

その他の鉄鋼製品 Others								Year, quarter and month
計 (原油換算) Total (Crude petro- leum equivalent)	石油系燃料 (原油換算) Oil based fuels (Crude petro- leum equivalent)	ガソリン Gasoline	灯油 Kerosene	軽油 Gas oil	重油計 Heavy fuel oil Total	A重油 Heavy fuel oil A	B・C重油 Heavy fuel oil B・C	
kl	kl	kl	kl	kl	kl	kl	kl	
3,673,648	357,196	402	36,756	13,486	181,495	97,671	83,824	C. Y. 2004
3,621,721	298,805	401	40,765	12,373	160,652	87,537	73,115	C. Y. 2005
3,558,598	284,596	391	37,742	14,114	136,123	74,551	61,572	C. Y. 2006
3,634,797	274,077	367	35,711	14,795	122,924	71,304	51,620	C. Y. 2007
3,535,072	244,171	374	32,230	14,640	105,685	70,183	35,502	C. Y. 2008
3,587,124	286,677	376	37,178	14,622	135,050	73,917	61,133	F. Y. 2006
3,647,763	264,689	369	35,066	14,713	117,688	72,062	45,626	F. Y. 2007
913,337	63,978	90	9,070	3,784	29,583	20,071	9,512	Q1 2008
869,010	58,388	92	8,014	3,598	25,258	17,055	8,203	Q2
901,071	63,053	100	7,544	3,609	25,841	16,494	9,346	Q3
851,654	58,752	92	7,602	3,649	25,003	16,563	8,441	Q4
303,385	21,270	29	2,896	1,237	9,933	6,380	3,553	Jan 2008
296,606	20,842	31	3,050	1,229	10,023	7,037	2,986	Feb
313,347	21,866	30	3,124	1,318	9,627	6,655	2,972	Mar
289,238	20,594	31	2,644	1,202	9,229	6,185	3,043	Apr
288,389	18,383	29	2,717	1,209	7,951	5,324	2,627	May
291,382	19,411	32	2,653	1,187	8,078	5,545	2,533	Jun
310,807	21,453	35	2,572	1,263	9,134	5,982	3,152	Jul
298,080	20,420	33	2,535	1,171	8,006	4,720	3,286	Aug
292,185	21,179	32	2,437	1,175	8,700	5,792	2,908	Sep
300,597	19,901	33	2,375	1,284	8,560	5,810	2,750	Oct
287,943	20,752	29	2,782	1,172	9,041	5,663	3,379	Nov
263,114	18,098	30	2,445	1,193	7,402	5,090	2,312	Dec

年・期・月	液化石油ガス	オイルコークス	非石油系燃料 (原油換算)	コークス製造用炭 (原料炭)	石炭	石炭コークス	コークス炉 ガス	高炉ガス
	LPG	Petroleum coke	Non-oil based fuels (Crude petro- leum equivalent)	Coal for making coke (material coal)	Coal	Coal coke	Coke oven gas	Blast furnace gas
	t	t	kl	t	t	t	1000m <sup>3</sup>	1000m <sup>3</sup>
平成16年	88,649	65	2,330,769	—	324,812	247,215	637,262	9,732,543
17	58,924	62	2,293,785	—	376,959	155,812	625,758	9,423,920
18	68,700	72	2,223,407	—	272,259	214,260	610,941	8,962,853
19	72,469	80	2,274,774	—	324,667	214,772	609,650	9,072,203
20	68,281	45	2,229,309	—	376,320	193,763	615,771	9,024,014
平成18年度	71,177	73	2,230,585	—	278,451	218,364	616,836	8,881,114
19	70,696	77	2,299,917	—	355,742	210,427	618,779	9,226,445
20年1~3月	16,012	18	587,093	—	118,168	50,688	161,346	2,296,564
4~6	16,060	9	535,725	—	66,494	45,624	157,837	2,216,210
7~9	19,429	8	569,380	—	89,545	48,918	147,412	2,363,477
10~12	16,780	10	537,110	—	102,114	48,533	149,176	2,147,762
平成20年1月	5,330	5	193,036	—	37,939	17,215	53,103	744,357
2	4,858	7	191,320	—	39,911	15,755	53,146	746,993
3	5,824	6	202,737	—	40,317	17,718	55,097	805,214
4	5,593	3	181,862	—	26,691	15,268	51,344	756,451
5	4,858	3	175,344	—	21,117	15,019	55,545	708,036
6	5,610	3	178,519	—	18,686	15,337	50,948	751,723
7	6,318	3	197,197	—	31,281	17,185	51,470	806,827
8	6,488	3	188,712	—	32,336	16,991	47,853	793,823
9	6,623	2	183,471	—	25,927	14,742	48,089	762,828
10	5,729	3	192,346	—	27,902	17,254	49,182	863,550
11	5,763	3	180,824	—	39,360	16,830	46,645	687,500
12	5,288	4	163,939	—	34,852	14,449	53,350	596,712

年・期・月	蒸気 Steam	コークス Coke						
		計 (原油換算)	石油系燃料 (原油換算)	灯油	軽油	重油計	A重油	B・C重油
		Total (Crude petro- leum equivalent)	Oil based fuels (Crude petro- leum equivalent)	Kerosene	Gas oil	Heavy fuel oil Total	Heavy fuel oil A	Heavy fuel oil B・C
t	kl	kl	kl	kl	kl	kl	kl	
平成16年	1,932,131	32,885,391	345,314	—	13	3,888	8	3,881
17	2,133,450	32,458,492	323,877	—	19	2,529	10	2,519
18	2,040,417	32,689,581	366,073	—	20	829	8	821
19	1,957,893	35,123,451	401,977	—	48	789	10	779
20	1,655,973	37,109,599	409,395	—	47	424	13	411
平成18年度	2,072,562	32,751,303	387,727	—	23	873	8	865
19	1,851,777	36,505,360	376,291	—	59	562	14	547
20年1~3月	431,021	9,400,563	93,543	—	18	108	7	102
4~6	439,470	9,511,498	102,950	—	10	98	3	95
7~9	386,058	9,253,286	107,665	—	12	127	1	126
10~12	399,424	8,944,252	105,236	—	7	91	3	88
平成20年1月	157,487	3,181,381	26,709	—	7	60	2	58
2	142,200	3,037,127	25,717	—	7	15	2	13
3	131,334	3,182,055	41,118	—	4	33	2	31
4	145,555	3,080,376	34,789	—	3	59	1	58
5	151,405	3,251,216	32,569	—	3	28	1	27
6	142,511	3,179,906	35,591	—	4	11	1	11
7	142,154	3,205,401	40,407	—	4	11	1	10
8	133,337	3,063,345	31,802	—	4	79	0	79
9	110,567	2,984,540	35,456	—	4	37	0	37
10	114,318	3,125,113	39,270	—	2	14	0	14
11	144,297	2,954,369	35,512	—	3	70	1	69
12	140,809	2,864,770	30,455	—	2	7	2	6

年・期・月	コークス炉 ガス	高炉ガス	転炉ガス	液化天然ガス	都市ガス (A)	都市ガス (B)	電力	蒸気
	Coke oven gas	Blast furnace gas	Converter furnace gas	LNG	Town gas(A)	Town gas(B)	Electricity	Steam
	1000m <sup>3</sup>	1000m <sup>3</sup>	1000m <sup>3</sup>	t	1000m <sup>3</sup>	1000m <sup>3</sup>	1000kWh	t
平成16年	1,948,491	16,155,060	245,918	6,429	3,328	3,211	691,728	126,556
17	1,921,832	16,273,864	253,818	10,867	3,490	3,685	700,228	150,045
18	2,023,782	16,208,432	274,456	8,431	4,566	5,003	721,284	147,699
19	2,127,321	17,911,713	351,569	1,308	11,924	13,055	876,371	165,301
20	2,338,090	18,874,902	471,640	1,622	10,669	11,681	1,083,312	178,308
平成18年度	2,057,494	16,160,710	273,194	6,057	6,879	7,531	720,470	140,746
19	2,190,866	18,905,905	395,612	1,858	11,297	12,369	960,920	178,640
20年1~3月	568,597	4,931,577	110,791	851	2,951	3,231	263,261	58,241
4~6	593,382	4,822,790	128,282	289	2,265	2,480	272,218	42,730
7~9	592,962	4,639,615	127,082	85	3,253	3,562	266,667	34,216
10~12	583,149	4,480,919	105,486	397	2,200	2,408	281,167	43,122
平成20年1月	195,635	1,652,480	35,184	304	1,269	1,389	90,351	19,347
2	187,578	1,573,285	33,861	272	1,076	1,178	84,749	19,105
3	185,383	1,705,812	41,747	274	606	664	88,162	19,789
4	195,861	1,547,245	40,643	100	950	1,040	89,922	16,217
5	200,140	1,638,320	47,184	100	625	685	91,313	14,239
6	197,380	1,637,225	40,455	89	690	755	90,983	12,274
7	198,511	1,614,329	43,438	66	1,051	1,151	91,209	13,085
8	199,325	1,512,870	44,419	7	1,019	1,116	88,859	10,566
9	195,127	1,512,416	39,225	12	1,183	1,295	86,598	10,565
10	202,942	1,558,943	41,582	23	606	663	91,583	11,535
11	195,467	1,469,795	34,915	135	913	999	90,830	14,911
12	184,740	1,452,180	28,988	238	681	745	98,753	16,676

転炉ガス Converter furnace gas	電気炉ガス Electric furnace gas	天然ガス Natural gas	液化天然ガス LNG	都市ガス(A) Town gas(A)	都市ガス(B) Town gas(B)	酸素 Oxygen	電力 Electricity	Year, quarter and month
1000m <sup>3</sup>	1000m <sup>3</sup>	1000m <sup>3</sup>	t	1000m <sup>3</sup>	1000m <sup>3</sup>	1000Nm <sup>3</sup>	1000kWh	
585,900	—	261	177,094	216,099	232,839	303,453	9,023,526	C. Y. 2004
520,227	814	267	206,116	221,446	242,702	276,017	9,334,953	C. Y. 2005
587,164	3,225	281	109,179	322,457	357,189	306,355	9,631,843	C. Y. 2006
564,559	3,426	328	68,087	378,818	418,823	320,395	10,068,264	C. Y. 2007
561,709	3,546	652	68,928	359,952	398,110	313,707	10,181,643	C. Y. 2008
587,969	3,192	297	95,775	340,664	377,030	313,123	9,812,409	F. Y. 2006
556,006	3,509	451	69,698	378,804	418,847	314,275	10,153,958	F. Y. 2007
126,286	957	215	18,675	94,443	104,441	79,499	2,499,089	Q1 2008
146,953	942	186	16,822	89,539	99,098	77,448	2,628,582	Q2
149,173	734	95	17,696	96,529	106,708	71,474	2,600,997	Q3
139,297	914	156	15,735	79,441	87,863	85,286	2,452,975	Q4
39,983	363	23	6,420	32,065	35,427	25,801	840,569	Jan 2008
35,737	337	107	6,112	31,389	34,715	24,993	802,116	Feb
50,566	256	85	6,143	30,990	34,299	28,705	856,404	Mar
46,946	293	77	5,484	29,869	33,030	25,671	824,759	Apr
48,422	311	58	6,064	28,178	31,216	26,510	905,115	May
51,585	338	52	5,274	31,493	34,852	25,267	898,708	Jun
52,011	273	27	6,223	33,605	37,148	24,951	885,053	Jul
48,570	152	27	5,763	29,737	32,864	25,230	857,102	Aug
48,592	309	41	5,711	33,187	36,697	21,293	858,841	Sep
49,061	275	40	5,516	29,101	32,199	27,500	864,812	Oct
46,043	326	56	5,565	27,734	30,688	28,860	821,220	Nov
44,192	313	59	4,655	22,606	24,976	28,926	766,943	Dec

炭化水素油 Hydrocarbon oil	液化石油ガス LPG	オイルコークス Petroleum coke	非石油系燃料 (原油換算) Non-oil based fuels (Crude petroleum equivalent)	コークス製造用炭 (原料炭) Coal for making coke (material coal)	石炭 Coal	石炭コークス Coal coke	タール Tar	Year, quarter and month
kl	t	t	kl	t	t	t	t	
105,374	2,458	239,070	32,466,026	38,887,571	36,663	198,951	76,617	C. Y. 2004
119,692	422	203,753	32,058,118	38,368,510	39,171	182,633	70,627	C. Y. 2005
125,875	466	243,716	32,245,191	38,530,630	40,123	197,150	69,105	C. Y. 2006
138,783	1,723	265,367	34,627,309	41,300,969	45,092	242,454	77,151	C. Y. 2007
126,184	544	351,483	36,587,106	44,250,086	64,754	214,419	54,776	C. Y. 2008
128,369	1,325	262,765	32,285,822	38,551,264	42,412	211,174	67,930	F. Y. 2006
136,844	979	254,453	36,026,375	43,116,514	63,111	236,155	75,019	F. Y. 2007
32,794	195	74,614	9,278,504	11,212,486	30,553	49,604	16,786	Q1 2008
33,886	125	85,401	9,380,272	11,352,628	8,623	53,467	18,736	Q2
30,640	53	96,133	9,118,450	11,026,872	9,594	59,835	11,902	Q3
28,864	170	95,335	8,809,880	10,658,100	15,984	51,513	7,352	Q4
10,657	46	19,465	3,144,930	3,803,534	9,861	13,808	6,276	Jan 2008
10,782	49	18,063	3,002,206	3,631,930	9,862	14,035	4,270	Feb
11,355	100	37,086	3,131,369	3,777,022	10,831	21,761	6,240	Mar
11,228	64	29,099	3,036,101	3,674,203	3,048	15,509	6,560	Apr
11,216	31	26,342	3,209,168	3,888,217	1,676	17,982	6,325	May
11,442	30	29,960	3,135,003	3,790,208	3,900	19,976	5,851	Jun
11,730	13	35,820	3,155,605	3,814,464	5,078	21,460	6,700	Jul
9,095	17	28,272	3,022,547	3,658,624	2,547	19,257	2,428	Aug
9,815	23	32,041	2,940,299	3,553,784	1,969	19,118	2,774	Sep
10,898	77	35,402	3,076,526	3,727,883	2,413	15,321	2,451	Oct
9,173	39	32,941	2,909,377	3,515,358	5,360	20,482	2,081	Nov
8,793	54	26,992	2,823,976	3,414,859	8,211	15,710	2,820	Dec

⑧ 非鉄金属地金 直接投入エネルギー表 Non-ferrous metals Table of direct input energy

年・期・月	非鉄金属地金工業 Non-ferrous metals industry								
	計 (原油換算) Total (Crude petroleum equivalent)	石油系燃料 (原油換算) Oil based fuels (Crude petroleum equivalent)	ガソリン Gasoline	灯油 Kerosene	軽油 Gas oil	重油計 Heavy fuel oil Total	A重油 Heavy fuel oil A	B・C重油 Heavy fuel oil B・C	
	kl	kl	kl	kl	kl	kl	kl	kl	
平成16年	1,465,241	468,540	101	60,855	3,730	266,007	116,107	149,900	
17	1,422,285	449,835	94	60,746	3,144	253,539	123,153	130,386	
18	1,507,808	473,162	81	47,763	3,858	273,078	144,513	128,565	
19	1,484,761	448,748	86	34,776	3,813	267,267	139,252	128,015	
20	1,454,563	402,644	92	34,984	4,146	243,143	129,499	113,644	
平成18年度	1,500,893	467,327	84	41,968	3,844	270,508	142,190	128,318	
19	1,496,382	442,515	87	35,349	3,975	265,009	138,152	126,857	
20年1~3月	383,598	109,202	21	9,220	1,056	65,759	33,792	31,967	
4~6	368,581	103,266	23	9,309	1,025	62,030	36,251	25,779	
7~9	366,763	99,712	24	8,522	1,163	59,607	30,924	28,683	
10~12	335,620	90,464	24	7,933	902	55,747	28,532	27,215	
平成20年1月	130,310	36,698	6	3,058	331	22,553	10,841	11,712	
2	125,557	36,378	7	3,133	356	21,581	10,936	10,645	
3	127,731	36,126	8	3,029	369	21,625	12,015	9,610	
4	121,444	36,549	9	3,481	342	22,197	13,334	8,863	
5	122,415	33,180	7	3,007	335	19,995	11,600	8,395	
6	124,723	33,538	7	2,821	348	19,838	11,317	8,521	
7	126,210	34,592	8	3,087	403	20,682	11,114	9,568	
8	119,592	31,027	9	2,917	375	18,554	9,353	9,201	
9	120,961	34,093	7	2,518	385	20,371	10,457	9,914	
10	114,376	33,675	10	3,157	317	20,123	10,640	9,483	
11	108,740	29,336	6	2,717	295	17,827	9,852	7,975	
12	112,504	27,453	8	2,059	290	17,797	8,040	9,757	

年・期・月	→							
	転炉ガス Converter furnace gas	天然ガス Natural gas	液化天然ガス LNG	都市ガス(A) Town gas(A)	都市ガス(B) Town gas(B)	廃タイヤ Used tires	電力 Electricity	蒸気 Steam
	1000m <sup>3</sup>	1000m <sup>3</sup>	t	1000m <sup>3</sup>	1000m <sup>3</sup>	t	1000kWh	t
平成16年	358	8,939	—	2,277	2,553	—	5,956,026	1,476,420
17	237	7,686	—	2,844	3,185	—	5,688,339	1,526,332
18	—	7,447	—	32,209	35,763	—	5,965,443	1,600,690
19	—	7,212	5,955	42,707	47,373	—	6,065,895	1,509,769
20	—	7,126	14,158	44,746	49,605	—	6,091,690	1,548,040
平成18年度	—	7,335	14	34,750	38,562	—	6,047,129	1,579,602
19	—	7,319	9,457	44,539	49,403	—	6,111,942	1,523,899
20年1~3月	—	1,847	3,516	12,223	13,549	—	1,573,761	425,588
4~6	—	1,864	3,900	11,537	12,789	—	1,511,726	386,931
7~9	—	1,823	3,079	11,373	12,606	—	1,533,488	360,168
10~12	—	1,592	3,663	9,613	10,661	—	1,472,715	375,353
平成20年1月	—	625	1,040	3,655	4,053	—	542,614	152,820
2	—	582	1,073	4,187	4,640	—	501,575	140,798
3	—	640	1,403	4,381	4,856	—	529,572	131,970
4	—	614	1,318	3,830	4,243	—	496,535	129,815
5	—	630	1,324	3,651	4,048	—	501,588	136,087
6	—	620	1,258	4,056	4,498	—	513,603	121,029
7	—	635	1,172	3,992	4,427	—	524,656	118,866
8	—	574	924	3,366	3,729	—	501,865	125,957
9	—	614	983	4,015	4,450	—	506,967	115,345
10	—	555	1,198	3,975	4,405	—	517,840	117,656
11	—	567	1,318	3,373	3,741	—	462,839	122,031
12	—	470	1,147	2,265	2,515	—	492,036	135,666

年・期・月	→							
	炭化水素油 Hydrocarbon oil	液化石油ガス LPG	オイルコークス Petroleum coke	非石油系燃料 (原油換算) Non-oil based fuels (Crude petroleum equivalent)	石炭 Coal	石炭コークス Coal coke	コークス炉ガス Coke oven gas	高炉ガス Blast furnace gas
	kl	t	t	kl	t	t	1000m <sup>3</sup>	1000m <sup>3</sup>
平成16年	76,986	19,446	13,997	329,944	108,022	270,408	185	326,615
17	76,585	19,563	10,546	327,332	104,463	272,278	121	316,715
18	82,650	20,984	12,787	355,061	98,656	276,086	—	287,833
19	85,978	14,337	12,536	351,187	93,319	256,675	—	230,644
20	78,444	10,103	7,069	372,109	76,790	292,082	—	257,598
平成18年度	85,502	20,699	13,615	347,616	98,930	266,240	—	257,690
19	84,498	12,647	11,641	366,026	88,398	271,263	—	258,944
20年1~3月	21,025	3,151	2,401	97,321	20,300	74,668	—	75,834
4~6	20,464	2,497	2,237	96,218	18,679	75,540	—	71,030
7~9	19,943	2,400	1,744	98,041	20,812	78,563	—	66,709
10~12	17,012	2,055	687	80,529	16,999	63,311	—	44,025
平成20年1月	6,604	1,108	800	32,252	7,038	25,076	—	26,506
2	7,015	1,143	903	32,247	6,567	25,096	—	23,337
3	7,406	900	698	32,822	6,695	24,496	—	25,991
4	6,940	857	906	28,995	6,516	21,033	—	22,348
5	6,476	808	731	32,800	5,003	27,444	—	23,651
6	7,048	832	600	34,422	7,160	27,063	—	25,031
7	7,072	786	294	34,238	7,300	27,277	—	22,082
8	5,883	816	514	32,524	7,525	26,241	—	22,915
9	6,988	798	936	31,279	5,987	25,045	—	21,712
10	6,780	805	424	23,650	5,219	17,577	—	3,615
11	5,821	576	94	27,513	6,530	20,377	—	18,302
12	4,411	674	169	29,366	5,250	25,357	—	22,108

炭化水素油 Hydrocarbon oil	液化石油ガス LPG	オイルコークス Petroleum coke	非石油系燃料 (原油換算) Non-oil based fuels (Crude petroleum equivalent)	石炭 Coal	石炭コークス Coal coke	コークス炉 ガス Coke oven gas	高炉ガス Blast furnace gas	Year, quarter and month
kl	t	t	kl	t	t	1000m <sup>3</sup>	1000m <sup>3</sup>	
76,986	20,312	13,997	332,012	108,022	273,032	185	326,615	C. Y. 2004
76,585	20,111	10,546	329,493	104,463	275,020	121	316,715	C. Y. 2005
86,716	21,690	12,787	360,367	98,656	278,599	—	287,833	C. Y. 2006
89,439	15,108	12,536	358,634	93,319	261,279	—	230,644	C. Y. 2007
84,609	10,972	7,069	378,246	76,790	294,709	—	257,598	C. Y. 2008
88,512	21,430	13,615	353,066	98,930	268,811	—	257,690	F. Y. 2006
89,382	13,436	11,641	373,462	88,398	275,799	—	258,944	F. Y. 2007
22,519	3,370	2,401	98,582	20,300	75,022	—	75,834	Q1 2008
21,787	2,717	2,237	97,944	18,679	76,480	—	71,030	Q2
21,611	2,615	1,744	99,505	20,812	79,013	—	66,709	Q3
18,692	2,270	687	82,215	16,999	64,194	—	44,025	Q4
7,089	1,176	800	32,573	7,038	25,128	—	26,506	Jan 2008
7,558	1,218	903	32,789	6,567	25,373	—	23,337	Feb
7,872	976	698	33,221	6,695	24,521	—	25,991	Mar
7,312	931	906	29,733	6,516	21,562	—	22,348	Apr
6,898	879	731	33,168	5,003	27,494	—	23,651	May
7,577	907	600	35,043	7,160	27,424	—	25,031	Jun
7,683	862	294	34,597	7,300	27,293	—	22,082	Jul
6,389	885	514	33,173	7,525	26,653	—	22,915	Aug
7,539	868	936	31,735	5,987	25,067	—	21,712	Sep
7,264	879	424	24,398	5,219	17,930	—	3,615	Oct
6,426	646	94	27,914	6,530	20,397	—	18,302	Nov
5,002	745	169	29,903	5,250	25,867	—	22,108	Dec

非鉄金属地金計 Non-ferrous metals								Year, quarter and month
計 (原油換算) Total (Crude petroleum equivalent)	石油系燃料 (原油換算) Oil based fuels (Crude petroleum equivalent)	ガソリン Gasoline	灯油 Kerosene	軽油 Gas oil	重油計 Heavy fuel oil Total	A重油 Heavy fuel oil A	B・C重油 Heavy fuel oil B・C	
kl	kl	kl	kl	kl	kl	kl	kl	
1,203,528	414,310	100	52,084	1,869	225,732	99,046	126,686	C. Y. 2004
1,189,411	414,585	94	52,768	1,789	229,536	112,981	116,555	C. Y. 2005
1,257,981	435,976	81	39,574	2,104	252,149	134,995	117,154	C. Y. 2006
1,235,315	413,031	86	22,844	2,328	250,263	130,663	119,600	C. Y. 2007
1,215,713	368,068	92	19,611	2,534	232,745	120,572	112,173	C. Y. 2008
1,249,654	430,675	84	33,131	2,138	249,612	133,362	116,250	F. Y. 2006
1,247,358	406,739	87	22,244	2,419	250,358	128,977	121,381	F. Y. 2007
321,602	100,244	21	5,541	648	62,668	31,306	31,362	Q1 2008
306,078	93,098	23	5,039	646	58,074	32,734	25,340	Q2
305,859	91,949	24	4,831	655	57,960	29,491	28,469	Q3
282,174	82,776	24	4,200	585	54,043	27,041	27,002	Q4
109,770	33,913	6	1,844	197	21,691	10,230	11,461	Jan 2008
104,921	33,332	7	1,919	225	20,520	10,001	10,519	Feb
106,911	33,000	8	1,778	226	20,457	11,075	9,382	Mar
98,953	31,424	9	1,737	213	19,403	10,852	8,551	Apr
102,354	30,545	7	1,649	204	19,337	11,007	8,330	May
104,771	31,129	7	1,653	229	19,334	10,875	8,459	Jun
105,379	31,781	8	1,700	235	20,120	10,599	9,521	Jul
98,769	28,334	9	1,532	204	17,993	8,897	9,096	Aug
101,711	31,834	7	1,599	216	19,847	9,995	9,852	Sep
94,406	30,927	10	1,645	208	19,550	10,174	9,376	Oct
92,042	26,585	6	1,421	196	17,162	9,271	7,891	Nov
95,726	25,264	8	1,134	181	17,331	7,596	9,735	Dec

転炉ガス Converter furnace gas	天然ガス Natural gas	液化天然ガス LNG	都市ガス (A) Town gas(A)	都市ガス (B) Town gas(B)	廃タイヤ Used tires	電力 Electricity	蒸気 Steam	Year, quarter and month
1000m <sup>3</sup>	1000m <sup>3</sup>	t	1000m <sup>3</sup>	1000m <sup>3</sup>	t	1000kWh	t	
358	8,939	—	2,277	2,553	—	4,134,082	994,986	C. Y. 2004
237	7,686	—	2,844	3,185	—	3,966,485	1,052,297	C. Y. 2005
—	7,447	—	29,384	32,671	—	4,110,405	1,136,393	C. Y. 2006
—	7,212	5,955	39,466	43,823	—	4,221,083	1,046,725	C. Y. 2007
—	7,126	13,931	41,462	46,007	—	4,299,290	1,093,744	C. Y. 2008
—	7,335	14	31,842	35,379	—	4,170,225	1,118,986	F. Y. 2006
—	7,319	9,457	41,243	45,793	—	4,264,217	1,061,780	F. Y. 2007
—	1,847	3,516	11,370	12,615	—	1,108,090	303,208	Q1 2008
—	1,864	3,900	10,667	11,836	—	1,053,022	272,083	Q2
—	1,823	3,020	10,480	11,628	—	1,057,087	253,673	Q3
—	1,592	3,495	8,945	9,928	—	1,081,091	264,780	Q4
—	625	1,040	3,413	3,788	—	386,778	110,322	Jan 2008
—	582	1,073	3,902	4,328	—	348,768	99,814	Feb
—	640	1,403	4,055	4,499	—	372,544	93,072	Mar
—	614	1,318	3,541	3,927	—	347,589	89,708	Apr
—	630	1,324	3,367	3,737	—	347,876	96,178	May
—	620	1,258	3,759	4,172	—	357,557	86,197	Jun
—	635	1,172	3,695	4,101	—	361,102	83,460	Jul
—	574	924	3,076	3,412	—	342,385	87,690	Aug
—	614	924	3,709	4,115	—	353,600	82,523	Sep
—	555	1,102	3,679	4,081	—	366,962	82,360	Oct
—	567	1,246	3,129	3,473	—	344,936	84,732	Nov
—	470	1,147	2,137	2,374	—	369,193	97,688	Dec

年・期・月	銅計 Copper							
	計 (原油換算) Total (Crude petrol- eum equivalent)	石油系燃料 (原油換算) Oil based fuels (Crude petrol- eum equivalent)	灯油 Kerosene	軽油 Gas oil	重油計 Heavy fuel oil Total	A重油 Heavy fuel oil A	B・C重油 Heavy fuel oil B・C	炭化水素油 Hydrocarbon oil
	kl	kl	kl	kl	kl	kl	kl	kl
平成16年	387,407	123,534	3,905	63	84,858	1,919	82,939	7,237
17	385,722	112,283	4,181	68	78,926	1,707	77,219	5,372
18	399,030	114,595	603	79	85,842	5,803	80,039	2,889
19	407,276	118,480	675	101	88,305	5,636	82,669	4,820
20	399,151	107,868	382	109	88,793	12,307	76,486	1,850
平成18年度	403,036	115,924	653	79	84,960	5,664	79,296	4,398
19	407,617	118,023	631	100	90,794	6,515	84,279	3,329
20年1~3月	104,050	29,088	159	21	23,347	1,890	21,457	561
4~6	96,721	26,083	71	27	20,936	4,678	16,258	660
7~9	100,998	26,741	78	40	22,115	2,683	19,432	266
10~12	97,383	25,956	74	21	22,395	3,056	19,339	363
平成20年1月	37,018	10,867	71	9	8,846	559	8,287	169
2	34,590	9,611	72	8	7,646	418	7,228	161
3	32,442	8,609	16	4	6,855	913	5,942	231
4	32,369	8,929	16	7	6,997	1,361	5,636	296
5	31,938	8,907	28	8	7,162	1,896	5,266	260
6	32,413	8,247	27	12	6,777	1,421	5,356	104
7	34,105	8,541	34	17	7,243	968	6,275	50
8	34,264	8,724	31	17	7,161	793	6,368	156
9	32,630	9,475	13	6	7,711	922	6,789	60
10	33,408	9,303	8	6	7,832	1,207	6,625	165
11	29,704	7,238	25	8	6,430	919	5,511	102
12	34,270	9,415	41	7	8,133	930	7,203	96

年・期・月	銅(溶錬工程) Copper (Fusing and mixing process)							
	計 (原油換算) Total (Crude petrol- eum equivalent)	石油系燃料 (原油換算) Oil based fuels (Crude petrol- eum equivalent)	灯油 Kerosene	軽油 Gas oil	重油計 Heavy fuel oil Total	A重油 Heavy fuel oil A	B・C重油 Heavy fuel oil B・C	炭化水素油 Hydrocarbon oil
	kl	kl	kl	kl	kl	kl	kl	kl
平成16年	315,805	122,809	3,905	63	84,858	1,919	82,939	6,573
17	313,760	111,706	4,179	68	78,926	1,707	77,219	4,845
18	322,960	114,592	600	79	85,842	5,803	80,039	2,889
19	329,945	118,480	675	101	88,305	5,636	82,669	4,820
20	325,689	107,868	382	109	88,793	12,307	76,486	1,850
平成18年度	327,054	115,924	653	79	84,960	5,664	79,296	4,398
19	330,469	118,023	631	100	90,794	6,515	84,279	3,329
20年1~3月	84,513	29,088	159	21	23,347	1,890	21,457	561
4~6	79,597	26,083	71	27	20,936	4,678	16,258	660
7~9	83,046	26,741	78	40	22,115	2,683	19,432	266
10~12	78,534	25,956	74	21	22,395	3,056	19,339	363
平成20年1月	30,170	10,867	71	9	8,846	559	8,287	169
2	28,285	9,611	72	8	7,646	418	7,228	161
3	26,058	8,609	16	4	6,855	913	5,942	231
4	26,542	8,929	16	7	6,997	1,361	5,636	296
5	26,140	8,907	28	8	7,162	1,896	5,266	260
6	26,914	8,247	27	12	6,777	1,421	5,356	104
7	28,184	8,541	34	17	7,243	968	6,275	50
8	28,108	8,724	31	17	7,161	793	6,368	156
9	26,754	9,475	13	6	7,711	922	6,789	60
10	27,162	9,303	8	6	7,832	1,207	6,625	165
11	23,496	7,238	25	8	6,430	919	5,511	102
12	27,875	9,415	41	7	8,133	930	7,203	96

年・期・月	銅(電解工程) Copper (Electrolytic process)							
	計 (原油換算) Total (Crude petrol- eum equivalent)	石油系燃料 (原油換算) Oil based fuels (Crude petrol- eum equivalent)	灯油 Kerosene	重油計 Heavy fuel oil Total	B・C重油 Heavy fuel oil B・C	炭化水素油 Hydrocarbon oil	電力 Electricity	蒸気 Steam
	kl	kl	kl	kl	kl	kl	1000kWh	t
平成16年	71,602	725	—	—	—	664	561,065	257,076
17	71,962	577	2	—	—	527	573,477	247,620
18	76,070	3	3	—	—	—	624,731	245,513
19	77,330	—	—	—	—	—	657,497	219,447
20	73,462	—	—	—	—	—	638,854	203,032
平成18年度	75,982	—	—	—	—	—	630,867	236,034
19	77,148	—	—	—	—	—	658,109	219,668
20年1~3月	19,537	—	—	—	—	—	163,833	62,160
4~6	17,124	—	—	—	—	—	148,192	48,302
7~9	17,953	—	—	—	—	—	164,020	38,987
10~12	18,849	—	—	—	—	—	162,809	53,583
平成20年1月	6,848	—	—	—	—	—	57,429	21,784
2	6,305	—	—	—	—	—	53,049	19,819
3	6,384	—	—	—	—	—	53,355	20,557
4	5,827	—	—	—	—	—	48,941	18,442
5	5,798	—	—	—	—	—	49,796	16,861
6	5,499	—	—	—	—	—	49,455	12,999
7	5,920	—	—	—	—	—	55,078	11,528
8	6,156	—	—	—	—	—	56,092	13,568
9	5,876	—	—	—	—	—	52,850	13,891
10	6,246	—	—	—	—	—	54,595	16,896
11	6,208	—	—	—	—	—	52,973	18,518
12	6,395	—	—	—	—	—	55,241	18,169

液化石油ガス LPG t	オイルコークス Petroleum coke t	非石油系燃料 (原油換算) Non-oil based fuels (Crude petroleum equivalent) kl	石炭 Coal t	石炭コークス Coal coke t	廃タイヤ Used tires t	電力 Electricity 1000kWh	蒸気 Steam t	Year, quarter and month
4,773	13,997	79,253	107,410	5,660	—	1,466,392	662,984	C. Y. 2004
4,919	10,546	76,652	104,448	4,976	—	1,481,437	816,493	C. Y. 2005
4,998	11,699	70,877	98,656	2,766	—	1,600,012	896,401	C. Y. 2006
4,321	11,565	67,378	93,319	2,086	—	1,711,373	858,772	C. Y. 2007
4,017	6,315	70,218	76,790	17,966	—	1,706,972	900,985	C. Y. 2008
4,873	12,505	70,999	98,930	2,679	—	1,623,092	901,828	F. Y. 2006
4,237	10,753	66,494	88,398	3,728	—	1,732,650	864,958	F. Y. 2007
1,123	2,193	17,147	20,300	2,237	—	441,084	242,817	Q1 2008
1,038	2,050	18,507	18,679	6,131	—	394,900	222,732	Q2
1,035	1,594	18,347	20,812	4,532	—	445,708	209,043	Q3
821	478	16,217	16,999	5,066	—	425,280	226,393	Q4
378	744	5,472	7,038	215	—	155,920	89,325	Jan 2008
370	812	5,907	6,567	1,166	—	145,790	79,708	Feb
375	637	5,768	6,695	856	—	139,374	73,784	Mar
346	848	6,308	6,516	1,887	—	130,491	72,243	Apr
353	661	5,368	5,003	2,071	—	131,594	78,432	May
339	541	6,830	7,160	2,173	—	132,815	72,057	Jun
360	251	6,779	7,300	2,066	—	150,311	69,478	Jul
338	479	6,430	7,525	1,390	—	150,388	74,071	Aug
337	864	5,139	5,987	1,076	—	145,009	65,494	Sep
336	359	5,459	5,219	2,194	—	147,118	71,783	Oct
138	26	5,442	6,530	944	—	128,972	72,725	Nov
347	93	5,317	5,250	1,928	—	149,190	81,885	Dec

液化石油ガス LPG t	オイルコークス Petroleum coke t	非石油系燃料 (原油換算) Non-oil based fuels (Crude petroleum equivalent) kl	石炭 Coal t	石炭コークス Coal coke t	廃タイヤ Used tires t	電力 Electricity 1000kWh	蒸気 Steam t	Year, quarter and month
4,773	13,997	79,253	107,410	5,660	—	905,327	405,908	C. Y. 2004
4,919	10,546	76,652	104,448	4,976	—	907,960	568,873	C. Y. 2005
4,998	11,699	70,877	98,656	2,766	—	975,281	650,888	C. Y. 2006
4,321	11,565	67,378	93,319	2,086	—	1,053,876	639,325	C. Y. 2007
4,017	6,315	70,218	76,790	17,966	—	1,068,118	697,953	C. Y. 2008
4,873	12,505	70,999	98,930	2,679	—	992,225	665,794	F. Y. 2006
4,237	10,753	66,494	88,398	3,728	—	1,074,541	645,290	F. Y. 2007
1,123	2,193	17,147	20,300	2,237	—	277,251	180,657	Q1 2008
1,038	2,050	18,507	18,679	6,131	—	246,708	174,430	Q2
1,035	1,594	18,347	20,812	4,532	—	281,688	170,056	Q3
821	478	16,217	16,999	5,066	—	262,471	172,810	Q4
378	744	5,472	7,038	215	—	98,491	67,541	Jan 2008
370	812	5,907	6,567	1,166	—	92,741	59,889	Feb
375	637	5,768	6,695	856	—	86,019	53,227	Mar
346	848	6,308	6,516	1,887	—	81,550	53,801	Apr
353	661	5,368	5,003	2,071	—	81,798	61,571	May
339	541	6,830	7,160	2,173	—	83,360	59,058	Jun
360	251	6,779	7,300	2,066	—	95,233	57,950	Jul
338	479	6,430	7,525	1,390	—	94,296	60,503	Aug
337	864	5,139	5,987	1,076	—	92,159	51,603	Sep
336	359	5,459	5,219	2,194	—	92,523	54,887	Oct
138	26	5,442	6,530	944	—	75,999	54,207	Nov
347	93	5,317	5,250	1,928	—	93,949	63,716	Dec

鉛計 (原油換算) Total (Crude petroleum equivalent) kl		石油系燃料 (原油換算) Oil based fuels (Crude petroleum equivalent) kl		灯油 Kerosene kl	軽油 Gas oil kl	重油計 Heavy fuel oil Total kl	A重油 Heavy fuel oil A kl	B・C重油 Heavy fuel oil B・C kl	液化石油ガス LPG t	Year, quarter and month
103,800	9,438	69	19	8,669	5,933	2,736	223	C. Y. 2004		
108,942	10,421	90	15	9,505	6,795	2,710	309	C. Y. 2005		
112,482	11,537	86	15	9,719	7,530	2,189	250	C. Y. 2006		
101,759	10,839	78	12	9,372	7,006	2,366	71	C. Y. 2007		
103,822	10,289	100	12	9,263	6,687	2,576	42	C. Y. 2008		
107,385	11,433	80	12	9,589	7,337	2,252	260	F. Y. 2006		
104,492	10,631	82	12	9,387	6,926	2,461	—	F. Y. 2007		
26,745	2,718	36	3	2,443	1,731	712	—	Q1 2008		
26,168	2,565	11	3	2,335	1,669	666	—	Q2		
27,452	2,635	8	3	2,414	1,723	691	15	Q3		
23,456	2,372	45	3	2,071	1,564	507	27	Q4		
9,141	927	13	1	844	600	244	—	Jan 2008		
8,715	854	13	1	746	520	226	—	Feb		
8,889	937	10	1	853	611	242	—	Mar		
7,594	832	5	1	760	574	186	—	Apr		
9,408	899	5	1	813	572	241	—	May		
9,166	835	1	1	762	523	239	—	Jun		
9,211	858	3	1	797	581	216	—	Jul		
9,176	880	2	1	816	575	241	6	Aug		
9,065	897	3	1	801	567	234	9	Sep		
6,341	689	2	1	613	508	105	7	Oct		
8,081	823	19	1	720	565	155	10	Nov		
9,035	859	24	1	738	491	247	10	Dec		

年・期・月								鉛(溶錬工程) →	
	オイルークス	非石油系燃料 (原油換算)	石炭ークス	高炉ガス	電力	蒸気	計 (原油換算)	石油系燃料 (原油換算)	
	Petroleum coke t	Non-oil based fuels (Crude petroleum equivalent) kl	Coal coke t	Blast furnace gas 1000m <sup>3</sup>	Electricity 1000kWh	Steam t	Total (Crude petroleum equivalent) kl	Oil based fuels (Crude petroleum equivalent) kl	
平成16年	—	79,862	89,993	95,502	135,003	25,380	94,856	4,908	
17	—	82,565	93,782	96,991	148,617	27,858	99,401	5,413	
18	1,088	84,196	96,377	92,476	155,410	30,029	103,163	6,807	
19	971	75,653	88,456	63,650	143,348	25,106	92,762	6,125	
20	754	77,782	93,386	72,730	152,015	23,285	94,567	5,539	
平成18年度	1,110	79,779	92,102	80,731	151,075	27,643	98,219	6,738	
19	888	78,523	91,954	71,708	144,148	25,757	95,454	5,948	
20年1~3月	208	20,167	23,996	20,887	36,090	7,280	24,250	1,418	
4~6	187	19,697	23,477	20,117	37,358	6,231	23,898	1,420	
7~9	150	20,792	24,989	19,129	39,055	5,672	25,189	1,484	
10~12	209	17,126	20,924	12,597	39,512	4,102	21,229	1,217	
平成20年1月	56	6,968	8,255	7,527	11,432	2,642	8,290	491	
2	91	6,574	7,885	6,245	12,130	2,294	7,904	439	
3	61	6,625	7,856	7,115	12,528	2,344	8,056	488	
4	58	5,557	6,568	6,106	11,416	2,073	6,846	432	
5	70	7,134	8,562	6,812	13,201	2,124	8,613	504	
6	59	7,005	8,347	7,199	12,741	2,034	8,439	484	
7	43	6,978	8,437	6,057	13,392	1,869	8,467	486	
8	35	6,948	8,324	6,624	13,047	1,940	8,418	493	
9	72	6,865	8,228	6,448	12,616	1,863	8,305	505	
10	65	4,432	5,652	1,091	12,589	705	5,602	321	
11	68	5,924	7,177	4,871	13,298	1,394	7,310	416	
12	76	6,770	8,095	6,635	13,625	2,003	8,317	481	

年・期・月					鉛(電解工程) Lead (Electrolytic process) →			
	石炭ークス	高炉ガス	電力	蒸気	計 (原油換算)	石油系燃料 (原油換算)	灯油	軽油
	Coal coke t	Blast furnace gas 1000m <sup>3</sup>	Electricity 1000kWh	Steam t	Total (Crude petroleum equivalent) kl	Oil based fuels (Crude petroleum equivalent) kl	Kerosene kl	Gas oil kl
平成16年	89,993	95,502	89,721	23,279	8,944	4,529	38	—
17	93,782	96,991	102,863	24,696	9,541	5,008	55	—
18	96,377	92,476	108,090	28,179	9,319	4,730	54	1
19	88,456	63,650	99,524	22,917	8,997	4,714	55	—
20	93,386	72,730	105,097	21,259	9,255	4,750	80	—
平成18年度	92,102	80,731	104,822	26,040	9,166	4,695	53	1
19	91,954	71,708	99,518	23,414	9,038	4,683	58	—
20年1~3月	23,996	20,887	24,007	6,253	2,495	1,300	22	—
4~6	23,477	20,117	25,542	5,869	2,269	1,145	9	—
7~9	24,989	19,129	27,254	5,468	2,263	1,151	8	—
10~12	20,924	12,597	28,294	3,669	2,228	1,154	41	—
平成20年1月	8,255	7,527	7,298	2,205	851	436	7	—
2	7,885	6,245	8,092	2,003	811	415	8	—
3	7,856	7,115	8,617	2,045	833	449	7	—
4	6,568	6,106	7,779	1,926	748	400	4	—
5	8,562	6,812	8,996	1,994	794	394	4	—
6	8,347	7,199	8,767	1,949	727	351	1	—
7	8,437	6,057	9,440	1,802	744	372	3	—
8	8,324	6,624	9,106	1,871	758	387	2	—
9	8,228	6,448	8,708	1,795	760	392	3	—
10	5,652	1,091	8,696	575	740	369	2	—
11	7,177	4,871	9,499	1,257	770	407	17	—
12	8,095	6,635	10,099	1,837	718	379	22	—

年・期・月								
	ガソリン	灯油	軽油	重油計	A重油	B・C重油	液化石油ガス	非石油系燃料 (原油換算)
	Gasoline kl	Kerosene kl	Gas oil kl	Heavy fuel oil Total kl	Heavy fuel oil A kl	Heavy fuel oil B・C kl	LPG t	Non-oil based fuels (Crude petroleum equivalent) kl
平成16年	22	148	113	11,616	5,360	6,256	6,031	158,583
17	19	144	112	11,762	5,635	6,127	6,483	156,498
18	22	112	113	12,679	7,966	4,713	6,975	157,234
19	24	82	116	12,336	6,534	5,802	1,465	153,368
20	24	130	133	11,549	5,026	6,523	170	164,330
平成18年度	23	106	115	12,518	7,480	5,038	6,744	151,352
19	24	67	118	12,584	6,315	6,269	111	163,660
20年1~3月	6	17	32	3,436	1,332	2,104	32	44,254
4~6	6	34	33	2,947	1,310	1,637	35	42,395
7~9	6	35	34	3,001	1,270	1,731	28	43,556
10~12	6	44	34	2,165	1,114	1,051	75	34,125
平成20年1月	2	3	10	1,155	471	684	10	15,098
2	2	7	11	1,078	421	657	10	14,519
3	2	7	11	1,203	440	763	12	14,638
4	2	12	11	877	460	417	15	11,985
5	2	10	11	1,179	493	686	8	15,301
6	2	12	11	891	357	534	12	15,110
7	2	12	11	1,009	440	569	11	15,088
8	2	11	10	1,055	447	608	7	14,512
9	2	12	13	937	383	554	10	13,956
10	2	17	12	555	278	277	31	8,514
11	2	12	10	606	432	174	24	11,560
12	2	15	12	1,004	404	600	20	14,051

Lead (Fusing and mixing process)										Year, quarter and month
灯油	軽油	重油計	A重油	B・C重油	液化石油ガス	オイルコークス	非石油系燃料 (原油換算)			
Kerosene	Gas oil	Heavy fuel oil Total	Heavy fuel oil A	Heavy fuel oil B・C	LPG	Petroleum coke	Non-oil based fuels (Crude petroleum equivalent)			
kl	kl	kl	kl	kl	t	t	kl			
31	19	4,347	2,627	1,720	223	—	79,862	C. Y. 2004		
35	15	4,728	2,978	1,750	309	—	82,565	C. Y. 2005		
32	14	5,221	4,102	1,119	250	1,088	84,196	C. Y. 2006		
23	12	4,885	3,519	1,366	71	971	75,653	C. Y. 2007		
20	12	4,745	3,143	1,602	12	754	77,782	C. Y. 2008		
27	11	5,124	3,947	1,177	260	1,110	79,779	F. Y. 2006		
24	12	4,915	3,425	1,490	—	888	78,523	F. Y. 2007		
14	3	1,195	733	462	—	208	20,167	Q1 2008		
2	3	1,228	814	414	—	187	19,697	Q2		
—	3	1,319	869	450	—	150	20,792	Q3		
4	3	1,003	727	276	12	209	17,126	Q4		
6	1	424	255	169	—	56	6,968	Jan 2008		
5	1	349	209	140	—	91	6,574	Feb		
3	1	422	269	153	—	61	6,625	Mar		
1	1	374	271	103	—	58	5,557	Apr		
1	1	433	283	150	—	70	7,134	May		
—	1	421	260	161	—	59	7,005	Jun		
—	1	437	298	139	—	43	6,978	Jul		
—	1	449	294	155	—	35	6,948	Aug		
—	1	433	277	156	—	72	6,865	Sep		
—	1	264	226	38	—	65	4,432	Oct		
2	1	344	271	73	6	68	5,924	Nov		
2	1	395	230	165	6	76	6,770	Dec		

重油計	A重油	B・C重油	液化石油ガス	電力	蒸気	亜鉛計		Year, quarter and month
						計 (原油換算)	石油系燃料 (原油換算)	
Heavy fuel oil Total	Heavy fuel oil A	Heavy fuel oil B・C	LPG	Electricity	Steam	Total (Crude petroleum equivalent)	Oil based fuels (Crude petroleum equivalent)	
kl	kl	kl	t	1000kWh	t	kl	kl	
4,322	3,306	1,016	—	45,282	2,101	357,586	20,516	C. Y. 2004
4,777	3,817	960	—	45,754	3,162	354,684	21,243	C. Y. 2005
4,498	3,428	1,070	—	47,320	1,850	354,527	22,705	C. Y. 2006
4,487	3,487	1,000	—	43,824	2,189	344,654	15,163	C. Y. 2007
4,518	3,544	974	30	46,918	2,026	360,000	12,638	C. Y. 2008
4,465	3,390	1,075	—	46,253	1,603	352,489	22,256	F. Y. 2006
4,472	3,501	971	—	44,630	2,343	355,043	13,620	F. Y. 2007
1,248	998	250	—	12,083	1,027	95,668	3,718	Q1 2008
1,107	855	252	—	11,816	362	92,327	3,212	Q2
1,095	854	241	15	11,801	204	88,798	3,266	Q3
1,068	837	231	15	11,218	433	83,207	2,442	Q4
420	345	75	—	4,134	437	33,191	1,244	Jan 2008
397	311	86	—	4,038	291	29,832	1,169	Feb
431	342	89	—	3,911	299	32,644	1,306	Mar
386	303	83	—	3,637	147	28,472	960	Apr
380	289	91	—	4,205	130	31,931	1,273	May
341	263	78	—	3,974	85	31,925	978	Jun
360	283	77	—	3,952	67	30,594	1,099	Jul
367	281	86	6	3,941	69	28,604	1,141	Aug
368	290	78	9	3,908	68	29,600	1,026	Sep
349	282	67	7	3,893	130	24,453	651	Oct
376	294	82	4	3,799	137	27,528	679	Nov
343	261	82	4	3,526	166	31,225	1,112	Dec

石炭コークス	高炉ガス	都市ガス(A)	都市ガス(B)	電力	蒸気	電気亜鉛		Year, quarter and month
						計 (原油換算)	石油系燃料 (原油換算)	
Coal coke	Blast furnace gas	Town gas(A)	Town gas(B)	Electricity	Steam	Total (Crude petroleum equivalent)	Oil based fuels (Crude petroleum equivalent)	
t	1000m <sup>3</sup>	1000m <sup>3</sup>	1000m <sup>3</sup>	1000kWh	t	kl	kl	
174,033	231,024	688	771	1,850,358	58,661	195,945	6,317	C. Y. 2004
172,797	219,668	607	680	1,831,262	62,313	192,457	6,159	C. Y. 2005
176,340	195,357	702	787	1,782,145	94,772	204,170	13,490	C. Y. 2006
165,488	166,994	742	830	1,803,112	88,478	202,819	8,163	C. Y. 2007
180,088	184,868	696	779	1,889,626	104,927	208,768	6,248	C. Y. 2008
170,870	176,959	745	834	1,828,682	93,446	209,070	13,356	F. Y. 2006
174,932	187,236	731	818	1,821,203	96,478	204,583	6,807	F. Y. 2007
48,275	54,947	195	218	488,360	32,785	55,661	1,950	Q1 2008
45,818	50,913	164	184	482,292	26,850	52,607	1,341	Q2
48,865	47,580	172	193	432,699	24,968	48,226	1,669	Q3
37,130	31,428	165	184	486,275	20,324	52,275	1,288	Q4
16,556	18,979	69	77	172,614	11,469	19,353	653	Jan 2008
16,001	17,092	60	67	143,912	10,949	16,609	639	Feb
15,718	18,876	66	74	171,834	10,367	19,699	657	Mar
12,529	16,242	57	64	159,570	9,888	16,671	285	Apr
16,795	16,839	51	57	157,520	10,177	18,085	622	May
16,494	17,832	56	63	165,202	6,785	17,852	434	Jun
16,727	16,025	56	63	149,398	7,375	17,038	562	Jul
16,458	16,291	55	62	133,944	7,107	14,481	584	Aug
15,680	15,264	61	68	149,357	10,486	16,707	523	Sep
9,664	2,524	60	67	160,202	5,577	18,067	541	Oct
12,200	13,431	52	58	159,136	7,021	15,664	192	Nov
15,266	15,473	53	59	166,937	7,726	18,544	555	Dec

年・期・月	→							
	ガソリン	灯油	軽油	重油計	A重油	B・C重油	液化石油ガス	非石油系燃料 (原油換算)
	Gasoline kl	Kerosene kl	Gas oil kl	Heavy fuel oil Total kl	Heavy fuel oil A kl	Heavy fuel oil B・C kl	LPG t	Non-oil based fuels (Crude petro- leum equivalent) kl
平成16年	22	148	113	5,619	2,425	3,194	56	22,397
17	19	144	112	5,484	2,387	3,097	51	21,244
18	22	112	113	6,151	2,711	3,440	5,113	27,911
19	24	82	116	6,265	2,768	3,497	986	30,025
20	24	130	133	5,636	2,387	3,249	34	32,346
平成18年度	23	106	115	6,349	2,823	3,526	4,855	28,341
19	24	67	118	6,188	2,651	3,537	37	32,114
20年1~3月	6	17	32	1,790	723	1,067	9	9,329
4~6	6	34	33	1,197	521	676	10	7,890
7~9	6	35	34	1,510	628	882	6	7,986
10~12	6	44	34	1,139	515	624	9	7,141
平成20年1月	2	3	10	602	249	353	4	2,966
2	2	7	11	587	265	322	3	2,932
3	2	7	11	601	209	392	2	3,431
4	2	12	11	242	103	139	5	1,878
5	2	10	11	569	262	307	2	3,282
6	2	12	11	386	156	230	3	2,730
7	2	12	11	508	197	311	2	3,237
8	2	11	10	531	217	314	2	2,096
9	2	12	13	471	214	257	2	2,654
10	2	17	12	482	205	277	3	2,886
11	2	12	10	159	91	68	3	1,229
12	2	15	12	498	219	279	3	3,025

年・期・月	→							
	重油計	A重油	B・C重油	液化石油ガス	非石油系燃料 (原油換算)	石炭コース	高炉ガス	電力
	Heavy fuel oil Total kl	Heavy fuel oil A kl	Heavy fuel oil B・C kl	LPG t	Non-oil based fuels (Crude petro- leum equivalent) kl	Coal coke t	Blast furnace gas 1000m <sup>3</sup>	Electricity 1000kWh
平成16年	5,997	2,935	3,062	5,975	136,186	146,662	231,024	85,185
17	6,278	3,248	3,030	6,432	135,254	146,765	219,668	91,304
18	6,528	5,255	1,273	1,862	129,323	144,121	176,571	87,500
19	6,071	3,766	2,305	479	123,343	136,677	153,135	85,253
20	5,913	2,639	3,274	136	131,984	150,641	172,669	100,641
平成18年度	6,169	4,657	1,512	1,889	123,011	137,694	162,594	85,747
19	6,396	3,664	2,732	74	131,546	145,891	171,072	90,446
20年1~3月	1,646	609	1,037	23	34,925	39,394	50,895	24,975
4~6	1,750	789	961	25	34,506	39,229	46,948	26,051
7~9	1,491	642	849	22	35,569	40,702	45,339	26,649
10~12	1,026	599	427	66	26,984	31,316	29,487	22,966
平成20年1月	553	222	331	6	12,131	13,705	17,422	8,299
2	491	156	335	7	11,587	13,190	15,906	8,468
3	602	231	371	10	11,207	12,499	17,567	8,208
4	635	357	278	10	10,107	11,309	15,028	7,602
5	610	231	379	6	12,019	13,756	15,494	9,335
6	505	201	304	9	12,380	14,164	16,426	9,114
7	501	243	258	9	11,851	13,583	14,925	9,394
8	524	230	294	5	12,417	14,233	15,529	8,901
9	466	169	297	8	11,301	12,886	14,885	8,354
10	73	73	—	28	5,628	6,903	2,435	6,032
11	447	341	106	21	10,331	11,812	12,746	8,448
12	506	185	321	17	11,025	12,601	14,306	8,486

年・期・月	→							
	B・C重油	炭化水素油	液化石油ガス	非石油系燃料 (原油換算)	石炭コース	天然ガス	液化天然ガス	都市ガス (A)
	Heavy fuel oil B・C kl	Hydrocarbon oil kl	LPG t	Non-oil based fuels (Crude petro- leum equivalent) kl	Coal coke t	Natural gas 1000m <sup>3</sup>	LNG t	Town gas(A) 1000m <sup>3</sup>
平成16年	15,891	—	1,169	9,983	—	8,939	—	342
17	16,549	—	1,001	9,490	—	7,686	—	1,047
18	16,146	—	835	24,263	—	7,447	—	13,732
19	15,203	—	603	34,110	—	7,212	—	22,234
20	14,741	—	506	37,663	—	7,126	—	25,309
平成18年度	15,793	—	752	27,032	—	7,335	—	16,167
19	15,079	—	585	35,907	—	7,319	—	23,655
20年1~3月	3,850	—	146	10,182	—	1,847	—	6,921
4~6	3,807	—	139	9,725	—	1,864	—	6,512
7~9	3,613	—	122	9,636	—	1,823	—	6,476
10~12	3,471	—	99	8,120	—	1,592	—	5,400
平成20年1月	1,192	—	52	3,083	—	625	—	2,031
2	1,288	—	49	3,440	—	582	—	2,379
3	1,370	—	45	3,660	—	640	—	2,511
4	1,269	—	49	3,290	—	614	—	2,220
5	1,192	—	50	3,024	—	630	—	1,977
6	1,346	—	40	3,410	—	620	—	2,315
7	1,387	—	40	3,273	—	635	—	2,185
8	971	—	43	2,948	—	574	—	1,966
9	1,255	—	39	3,415	—	614	—	2,325
10	1,316	—	38	3,228	—	555	—	2,223
11	1,141	—	32	2,976	—	567	—	1,993
12	1,014	—	29	1,916	—	470	—	1,184

石炭コークス Coal coke	高炉ガス Blast furnace gas	都市ガス (A) Town gas(A)	都市ガス (B) Town gas(B)	電力 Electricity	蒸気 Steam	蒸留亜鉛 Distilled zinc		Year, quarter and month
						計 (原油換算) Total (Crude petro- leum equivalent)	石油系燃料 (原油換算) Oil based fuels (Crude petro- leum equivalent)	
t	1000m <sup>3</sup>	1000m <sup>3</sup>	1000m <sup>3</sup>	1000kWh	t	kl	kl	
27,371	—	688	771	1,765,173	12,565	161,641	14,199	C. Y. 2004
26,032	—	607	680	1,739,958	15,413	162,227	15,085	C. Y. 2005
32,219	18,786	702	787	1,694,645	43,764	150,357	9,215	C. Y. 2006
28,811	13,859	742	830	1,717,859	39,104	141,835	7,000	C. Y. 2007
29,447	12,199	696	779	1,788,985	54,356	151,231	6,390	C. Y. 2008
33,176	14,365	745	834	1,742,935	44,515	143,418	8,900	F. Y. 2006
29,041	16,164	731	818	1,730,757	44,761	150,460	6,813	F. Y. 2007
8,881	4,052	195	218	463,385	18,459	40,007	1,768	Q1 2008
6,589	3,965	164	184	456,241	13,534	39,720	1,870	Q2
8,163	2,241	172	193	406,050	11,547	40,572	1,597	Q3
5,814	1,941	165	184	463,309	10,816	30,932	1,154	Q4
2,851	1,557	69	77	164,315	6,487	13,838	591	Jan 2008
2,811	1,186	60	67	135,444	6,335	13,223	530	Feb
3,219	1,309	66	74	163,626	5,637	12,946	648	Mar
1,220	1,214	57	64	151,968	5,378	11,801	675	Apr
3,039	1,345	51	57	148,185	5,733	13,846	652	May
2,330	1,406	56	63	156,088	2,423	14,073	544	Jun
3,144	1,100	56	63	140,004	3,119	13,556	537	Jul
2,225	762	55	62	125,043	2,449	14,124	557	Aug
2,794	379	61	68	141,003	5,979	12,893	503	Sep
2,761	89	60	67	154,170	4,317	6,387	111	Oct
388	685	52	58	150,688	3,250	11,864	487	Nov
2,665	1,167	53	59	158,451	3,249	12,681	557	Dec

蒸気 Steam	アルミニウム Aluminum							Year, quarter and month
	計 (原油換算) Total (Crude petro- leum equivalent)	石油系燃料 (原油換算) Oil based fuels (Crude petro- leum equivalent)	ガソリン Gasoline	灯油 Kerosene	軽油 Gas oil	重油計 Heavy fuel oil Total	A重油 Heavy fuel oil A	
t	kl	kl	kl	kl	kl	kl	kl	
46,096	86,124	57,326	78	30,582	308	24,374	8,483	C. Y. 2004
46,900	88,300	59,654	75	30,410	244	27,047	10,498	C. Y. 2005
51,008	99,357	53,526	59	24,638	254	26,722	10,576	C. Y. 2006
49,374	95,225	39,194	62	12,810	256	24,178	8,975	C. Y. 2007
50,571	93,704	33,942	68	10,846	256	21,395	6,654	C. Y. 2008
48,931	97,462	48,691	61	20,767	253	25,761	9,968	F. Y. 2006
51,717	95,952	37,962	63	12,339	253	23,545	8,466	F. Y. 2007
14,326	24,892	9,124	15	3,061	61	5,620	1,770	Q1 2008
13,316	24,129	8,828	17	2,832	68	5,546	1,739	Q2
13,421	23,680	8,434	18	2,680	66	5,335	1,722	Q3
9,508	21,003	7,557	18	2,273	61	4,894	1,423	Q4
4,982	7,889	2,939	4	1,030	19	1,767	575	Jan 2008
4,614	8,294	3,051	5	1,017	20	1,886	598	Feb
4,730	8,709	3,134	6	1,014	22	1,967	597	Mar
4,510	8,165	3,017	7	1,000	25	1,863	594	Apr
4,444	7,672	2,798	5	926	20	1,726	534	May
4,362	8,292	3,013	5	906	23	1,957	611	Jun
4,256	8,280	3,101	6	930	27	2,014	627	Jul
4,658	7,218	2,413	7	822	18	1,468	497	Aug
4,507	8,182	2,919	5	928	21	1,853	598	Sep
1,260	8,188	3,046	8	981	26	1,918	602	Oct
3,771	7,301	2,573	4	764	21	1,683	542	Nov
4,477	5,514	1,938	6	528	14	1,293	279	Dec

都市ガス (B) Town gas(B)	アルミニウム二次地金 Secondary aluminum ingots							Year, quarter and month
	電力 Electricity	蒸気 Steam	計 (原油換算) Total (Crude petro- leum equivalent)	石油系燃料 (原油換算) Oil based fuels (Crude petro- leum equivalent)	灯油 Kerosene	軽油 Gas oil	重油計 Heavy fuel oil Total	
1000m <sup>3</sup>	1000kWh	t	kl	kl	kl	kl	kl	
383	195,556	5,516	200,661	183,792	16,903	1,096	92,378	C. Y. 2004
1,172	198,777	6,039	217,124	199,559	17,658	1,184	98,840	C. Y. 2005
15,140	224,151	6,341	260,618	221,706	13,846	1,508	113,238	C. Y. 2006
24,526	227,952	6,264	258,463	218,062	8,930	1,692	112,498	C. Y. 2007
27,922	233,242	5,802	233,118	195,611	7,858	1,888	98,658	C. Y. 2008
17,825	225,963	6,344	258,925	220,360	11,241	1,539	112,875	F. Y. 2006
26,097	230,420	6,303	256,414	215,678	8,873	1,786	110,650	F. Y. 2007
7,633	58,686	1,834	63,157	53,046	2,200	491	26,999	Q1 2008
7,184	58,848	1,475	60,164	50,630	2,015	476	25,590	Q2
7,144	59,424	1,190	58,511	49,078	1,952	484	24,316	Q3
5,961	56,284	1,303	51,286	42,857	1,691	437	21,753	Q4
2,241	19,625	615	20,144	16,986	703	146	8,808	Jan 2008
2,623	18,921	623	21,200	17,744	785	172	8,933	Feb
2,769	20,140	596	21,812	18,316	712	173	9,258	Mar
2,448	19,542	578	20,243	17,117	686	156	8,687	Apr
2,181	19,562	438	19,194	16,069	653	151	8,199	May
2,555	19,744	459	20,727	17,444	676	169	8,704	Jun
2,410	20,170	420	21,028	17,620	688	169	8,802	Jul
2,168	19,693	370	17,299	14,531	633	149	7,240	Aug
2,566	19,561	400	20,184	16,927	631	166	8,274	Sep
2,452	20,224	483	19,908	16,623	613	153	8,350	Oct
2,202	18,590	319	17,541	14,748	583	146	7,476	Nov
1,307	17,470	501	13,837	11,487	495	138	5,927	Dec

年・期・月	→							
	A重油 Heavy fuel oil A kl	B・C重油 Heavy fuel oil B・C kl	炭化水素油 Hydrocarbon oil kl	液化石油ガス LPG t	非石油系燃料 (原油換算) Non-oil based fuels (Crude petroleum equivalent) kl	コークス炉ガス Coke oven gas 1000m <sup>3</sup>	高炉ガス Blast furnace gas 1000m <sup>3</sup>	転炉ガス Converter furnace gas 1000m <sup>3</sup>
平成16年	73,532	18,846	63,391	1,081	1,694	185	89	358
17	84,892	13,948	71,213	1,183	1,558	121	56	237
18	99,171	14,067	79,761	2,255	18,015	—	—	—
19	98,938	13,560	81,158	2,378	19,869	—	—	—
20	86,811	11,847	76,594	2,177	18,379	—	—	—
平成18年度	99,004	13,871	81,104	2,289	17,989	—	—	—
19	97,357	13,293	81,169	2,410	20,245	—	—	—
20年1~3月	23,760	3,239	20,464	619	5,059	—	—	—
4~6	22,618	2,972	19,804	567	4,745	—	—	—
7~9	21,314	3,002	19,677	508	4,557	—	—	—
10~12	19,119	2,634	16,649	483	4,018	—	—	—
平成20年1月	7,754	1,054	6,435	179	1,561	—	—	—
2	7,813	1,120	6,854	232	1,740	—	—	—
3	8,193	1,065	7,175	208	1,759	—	—	—
4	7,644	1,043	6,644	205	1,503	—	—	—
5	7,254	945	6,216	168	1,592	—	—	—
6	7,720	984	6,944	194	1,650	—	—	—
7	7,728	1,074	7,022	175	1,729	—	—	—
8	6,332	908	5,727	156	1,255	—	—	—
9	7,254	1,020	6,928	177	1,573	—	—	—
10	7,297	1,053	6,615	166	1,659	—	—	—
11	6,566	910	5,719	184	1,288	—	—	—
12	5,256	671	4,315	133	1,071	—	—	—

年・期・月	→							
	軽油 Gas oil kl	重油計 Heavy fuel oil Total kl	A重油 Heavy fuel oil A kl	B・C重油 Heavy fuel oil B・C kl	炭化水素油 Hydrocarbon oil kl	液化石油ガス LPG t	非石油系燃料 (原油換算) Non-oil based fuels (Crude petroleum equivalent) kl	石炭 Coal t
平成16年	270	3,837	3,819	18	6,358	6,169	569	—
17	166	3,456	3,454	2	—	5,668	570	—
18	135	3,949	3,949	—	—	5,671	475	—
19	151	3,574	3,574	—	—	5,499	809	—
20	136	3,087	3,087	—	—	3,191	3,737	—
平成18年度	140	3,909	3,909	—	—	5,781	464	—
19	150	3,398	3,398	—	—	5,304	1,197	—
20年1~3月	40	823	823	—	—	1,231	511	—
4~6	39	720	720	—	—	718	1,149	—
7~9	28	779	779	—	—	692	1,153	—
10~12	29	765	765	—	—	550	924	—
平成20年1月	12	271	271	—	—	489	70	—
2	13	231	231	—	—	482	67	—
3	15	321	321	—	—	260	373	—
4	13	219	219	—	—	242	352	—
5	13	258	258	—	—	229	380	—
6	13	243	243	—	—	247	417	—
7	10	255	255	—	—	200	391	—
8	9	253	253	—	—	266	431	—
9	9	271	271	—	—	226	331	—
10	10	282	282	—	—	227	358	—
11	10	247	247	—	—	188	323	—
12	9	236	236	—	—	135	242	—

液化天然ガス LNG t	都市ガス (A) Town gas(A) 1000m <sup>3</sup>	都市ガス (B) Town gas(B) 1000m <sup>3</sup>	電力 Electricity 1000kWh	その他の非鉄金属 計 (原油換算) Total (Crude petro- leum equivalent) kl		Other Non-ferrous metals ガソリン Gasoline kl		灯油 Kerosene kl	Year, quarter and month
				石油系燃料 (原油換算) Oil based fuels (Crude petro- leum equivalent) kl					
—	1,247	1,399	161,024	67,949	19,704	—	477	C. Y. 2004	
—	1,190	1,333	169,847	34,639	11,426	—	285	C. Y. 2005	
—	14,950	16,744	221,746	31,968	11,907	—	289	C. Y. 2006	
—	16,490	18,467	217,874	27,939	11,294	—	269	C. Y. 2007	
—	15,457	17,306	205,622	25,918	7,720	—	295	C. Y. 2008	
—	14,930	16,720	218,333	30,357	12,011	—	284	F. Y. 2006	
—	16,857	18,878	218,139	27,840	10,826	—	252	F. Y. 2007	
—	4,254	4,764	54,304	7,090	2,551	—	68	Q1 2008	
—	3,991	4,468	51,486	6,569	1,780	—	76	Q2	
—	3,832	4,291	52,417	6,419	1,797	—	78	Q3	
—	3,380	3,783	47,415	5,840	1,592	—	73	Q4	
—	1,313	1,470	17,164	2,386	950	—	24	Jan 2008	
—	1,463	1,638	18,461	2,290	902	—	25	Feb	
—	1,478	1,656	18,679	2,414	698	—	19	Mar	
—	1,264	1,415	17,451	2,109	569	—	18	Apr	
—	1,339	1,499	16,484	2,211	600	—	27	May	
—	1,388	1,554	17,551	2,249	612	—	31	Jun	
—	1,454	1,628	18,048	2,161	561	—	33	Jul	
—	1,055	1,182	16,256	2,208	645	—	33	Aug	
—	1,323	1,481	18,113	2,050	591	—	12	Sep	
—	1,396	1,562	17,488	2,106	615	—	24	Oct	
—	1,084	1,213	16,177	1,888	523	—	18	Nov	
—	900	1,008	13,750	1,846	454	—	31	Dec	

石炭コークス Coal coke t	天然ガス Natural gas 1000m <sup>3</sup>	液化天然ガス LNG t	都市ガス (A) Town gas(A) 1000m <sup>3</sup>	都市ガス (B) Town gas(B) 1000m <sup>3</sup>	電力 Electricity 1000kWh	蒸気 Steam t	Year, quarter and month
723	—	—	—	—	136,545	139,594	C. Y. 2005
603	—	—	—	—	126,941	108,850	C. Y. 2006
645	—	211	—	—	117,424	68,105	C. Y. 2007
642	—	2,303	—	—	111,813	58,745	C. Y. 2008
589	—	—	—	—	123,080	89,725	F. Y. 2006
649	—	487	—	—	117,657	68,284	F. Y. 2007
160	—	276	—	—	29,566	18,492	Q1 2008
114	—	753	—	—	28,138	14,795	Q2
177	—	722	—	—	27,784	12,800	Q3
191	—	552	—	—	26,325	12,658	Q4
50	—	23	—	—	10,023	6,271	Jan 2008
44	—	24	—	—	9,554	6,240	Feb
66	—	229	—	—	9,989	5,981	Mar
49	—	223	—	—	9,119	4,926	Apr
16	—	261	—	—	9,515	5,007	May
49	—	269	—	—	9,504	4,862	Jun
47	—	252	—	—	9,783	4,318	Jul
69	—	268	—	—	9,057	4,202	Aug
61	—	202	—	—	8,944	4,280	Sep
67	—	218	—	—	9,341	3,812	Oct
56	—	199	—	—	8,763	3,273	Nov
68	—	135	—	—	8,221	5,573	Dec

⑧ 非鉄金属地金  
 一次投入燃料換算表

Non-ferrous metals  
 Conversion table for primary input fuel

年・期・月	非鉄金属地金工業 Non-ferrous metals industry							
	計 (原油換算) Total (Crude petroleum equivalent)	石油系燃料 (原油換算) Oil based fuels (Crude petroleum equivalent)	ガソリン Gasoline	灯油 Kerosene	軽油 Gas oil	重油計 Heavy fuel oil Total	A重油 Heavy fuel oil A	B・C重油 Heavy fuel oil B・C
	kl	kl	kl	kl	kl	kl	kl	kl
平成16年	1,398,286	502,979	101	61,671	3,730	297,225	123,249	173,976
17	1,336,035	482,088	94	61,632	3,144	283,338	139,732	143,607
18	1,417,436	505,589	81	49,484	3,858	302,297	161,015	141,282
19	1,405,964	473,940	86	35,237	3,813	290,731	151,968	138,763
20	1,370,786	420,697	92	35,382	4,146	260,354	142,753	117,601
平成18年度	1,413,630	497,775	84	43,624	3,844	297,878	157,184	140,695
19	1,417,148	467,624	87	35,804	3,975	288,508	151,440	137,068
20年1~3月	362,439	115,855	21	9,273	1,056	72,137	37,971	34,165
4~6	347,693	107,048	23	9,438	1,025	65,620	39,401	26,219
7~9	345,050	103,253	24	8,600	1,163	62,976	33,427	29,549
10~12	315,603	94,541	24	8,071	902	59,620	31,953	27,668
平成20年1月	122,729	38,858	6	3,059	331	24,636	12,176	12,461
2	118,883	38,638	7	3,134	356	23,765	12,403	11,363
3	120,828	38,360	8	3,080	369	23,735	13,393	10,342
4	114,614	38,056	9	3,550	342	23,616	14,639	8,977
5	115,221	34,510	7	3,066	335	21,247	12,731	8,516
6	117,859	34,482	7	2,822	348	20,757	12,031	8,726
7	119,230	35,859	8	3,088	403	21,907	11,944	9,963
8	111,757	32,039	9	2,918	375	19,533	10,029	9,504
9	114,063	35,355	7	2,594	385	21,537	11,454	10,082
10	107,563	35,027	10	3,245	317	21,368	11,730	9,638
11	102,980	31,020	6	2,766	295	19,435	11,277	8,158
12	105,060	28,493	8	2,060	290	18,817	8,946	9,872

年・期・月	→							
	転炉ガス Converter furnace gas	天然ガス Natural gas	液化天然ガス LNG	都市ガス(A) Town gas(A)	都市ガス(B) Town gas(B)	廃タイヤ Used tires	電力 Electricity	蒸気 Steam
	1000m <sup>3</sup>	1000m <sup>3</sup>	t	1000m <sup>3</sup>	1000m <sup>3</sup>	t	1000kWh	t
平成16年	358	8,939	—	2,277	2,550	—	5,467,498	397,070
17	237	7,686	—	2,844	3,184	—	5,179,203	375,201
18	—	7,447	—	33,324	36,982	—	5,465,017	353,361
19	—	7,212	5,955	43,892	48,670	—	5,565,609	548,193
20	—	7,126	14,216	45,897	50,863	—	5,666,064	488,360
平成18年度	—	7,335	14	35,876	39,794	—	5,546,157	414,371
19	—	7,319	9,457	45,720	50,695	—	5,617,633	531,074
20年1~3月	—	1,847	3,516	12,548	13,904	—	1,456,146	134,998
4~6	—	1,864	3,900	11,824	13,103	—	1,410,862	124,302
7~9	—	1,823	3,079	11,640	12,897	—	1,418,142	108,274
10~12	—	1,592	3,721	9,885	10,959	—	1,380,914	120,786
平成20年1月	—	625	1,040	3,752	4,159	—	501,400	51,248
2	—	582	1,073	4,307	4,772	—	464,904	46,006
3	—	640	1,403	4,489	4,973	—	489,842	37,744
4	—	614	1,318	3,933	4,357	—	461,836	42,241
5	—	630	1,324	3,740	4,146	—	468,574	43,493
6	—	620	1,258	4,151	4,600	—	480,452	38,568
7	—	635	1,172	4,087	4,530	—	486,945	37,660
8	—	574	924	3,446	3,816	—	460,532	38,916
9	—	614	983	4,107	4,550	—	470,665	31,698
10	—	555	1,198	4,070	4,512	—	485,747	38,981
11	—	567	1,318	3,472	3,848	—	433,523	42,193
12	—	470	1,205	2,343	2,599	—	461,644	39,612

年・期・月	→							
	炭化水素油 Hydrocarbon oil	液化石油ガス LPG	オイルコークス Petroleum coke	非石油系燃料 (原油換算) Non-oil based fuels (Crude petroleum equivalent)	石炭 Coal	石炭コークス Coal coke	コークス炉 ガス Coke oven gas	高炉ガス Blast furnace gas
	kl	t	t	kl	t	t	1000m <sup>3</sup>	1000m <sup>3</sup>
平成16年	76,986	19,446	13,997	345,375	118,320	270,408	185	419,184
17	76,585	19,563	10,546	334,502	104,463	272,278	121	397,043
18	82,650	20,984	12,787	362,517	98,656	276,086	—	371,400
19	85,978	14,337	12,536	357,710	93,319	256,675	—	303,701
20	78,444	10,103	7,069	378,993	76,790	292,082	—	335,053
平成18年度	85,502	20,699	13,615	354,600	98,930	266,240	—	335,948
19	84,498	12,647	11,641	373,187	88,398	271,263	—	339,462
20年1~3月	21,025	3,151	2,401	99,394	20,300	74,668	—	99,358
4~6	20,464	2,497	2,237	98,025	18,679	75,540	—	91,544
7~9	19,943	2,400	1,744	99,872	20,812	78,563	—	87,502
10~12	17,012	2,055	687	81,701	16,999	63,311	—	56,650
平成20年1月	6,604	1,108	800	32,984	7,038	25,076	—	34,820
2	7,015	1,143	903	32,901	6,567	25,096	—	30,753
3	7,406	900	698	33,508	6,695	24,496	—	33,785
4	6,940	857	906	29,584	6,516	21,033	—	29,023
5	6,476	808	731	33,399	5,003	27,444	—	30,446
6	7,048	832	600	35,042	7,160	27,063	—	32,075
7	7,072	786	294	34,777	7,300	27,277	—	28,201
8	5,883	816	514	33,180	7,525	26,241	—	30,369
9	6,988	798	936	31,915	5,987	25,045	—	28,932
10	6,780	805	424	23,720	5,219	17,577	—	4,375
11	5,821	576	94	27,985	6,530	20,377	—	23,659
12	4,411	674	169	29,997	5,250	25,357	—	28,616

炭化水素油 Hydrocarbon oil	液化石油ガス LPG	オイルコークス Petroleum coke	非石油系燃料 (原油換算) Non-oil based fuels (Crude petroleum equivalent)	石炭 Coal	石炭コークス Coal coke	コークス炉 ガス Coke oven gas	高炉ガス Blast furnace gas	Year, quarter and month
kl	t	t	kl	t	t	1000m <sup>3</sup>	1000m <sup>3</sup>	
76,986	20,360	13,997	352,240	120,355	273,032	185	457,052	C. Y. 2004
76,585	20,111	10,546	339,581	104,463	275,020	121	429,730	C. Y. 2005
86,716	21,690	12,787	372,075	98,656	278,599	—	404,300	C. Y. 2006
89,439	15,108	12,536	369,129	93,319	261,279	—	332,576	C. Y. 2007
84,609	10,972	7,069	389,257	76,790	294,709	—	366,462	C. Y. 2008
88,512	21,430	13,615	364,164	98,930	268,811	—	367,157	F. Y. 2006
89,382	13,436	11,641	384,820	88,398	275,799	—	371,088	F. Y. 2007
22,519	3,370	2,401	101,797	20,300	75,022	—	108,036	Q1 2008
21,787	2,717	2,237	100,810	18,679	76,480	—	99,777	Q2
21,611	2,615	1,744	102,393	20,812	79,013	—	95,979	Q3
18,692	2,270	687	84,257	16,999	64,194	—	62,671	Q4
7,089	1,176	800	33,687	7,038	25,128	—	37,870	Jan 2008
7,558	1,218	903	33,818	6,567	25,373	—	33,427	Feb
7,872	976	698	34,292	6,695	24,521	—	36,739	Mar
7,312	931	906	30,677	6,516	21,562	—	31,692	Apr
6,898	879	731	34,116	5,003	27,494	—	33,228	May
7,577	907	600	36,017	7,160	27,424	—	34,856	Jun
7,683	862	294	35,471	7,300	27,293	—	30,758	Jul
6,389	885	514	34,188	7,525	26,653	—	33,377	Aug
7,539	868	936	32,735	5,987	25,067	—	31,844	Sep
7,264	879	424	24,655	5,219	17,930	—	5,254	Oct
6,426	646	94	28,716	6,530	20,397	—	26,108	Nov
5,002	745	169	30,885	5,250	25,867	—	31,309	Dec

非鉄金属地金計 計 (原油換算) Total (Crude petroleum equivalent)		Non-ferrous metals							Year, quarter and month
kl	石油系燃料 (原油換算) Oil based fuels (Crude petroleum equivalent) kl	ガソリン Gasoline kl	灯油 Kerosene kl	軽油 Gas oil kl	重油計 Heavy fuel oil Total kl	A重油 Heavy fuel oil A kl	B・C重油 Heavy fuel oil B・C kl		
1,145,669	442,832	100	52,539	1,869	251,797	104,465	147,332	C. Y. 2004	
1,113,472	439,407	94	53,654	1,789	252,296	125,822	126,474	C. Y. 2005	
1,176,856	461,174	81	41,295	2,104	274,507	147,647	126,860	C. Y. 2006	
1,164,806	431,917	86	23,305	2,328	267,736	139,935	127,801	C. Y. 2007	
1,139,764	381,450	92	20,009	2,534	245,390	130,056	115,334	C. Y. 2008	
1,171,118	454,077	84	34,787	2,138	270,293	144,591	125,702	F. Y. 2006	
1,176,139	425,630	87	22,699	2,419	267,928	138,799	129,129	F. Y. 2007	
302,380	105,331	21	5,594	648	67,535	34,522	33,013	Q1 2008	
287,291	95,939	23	5,168	646	60,737	35,006	25,731	Q2	
286,363	94,635	24	4,909	655	60,495	31,317	29,178	Q3	
263,730	85,544	24	4,338	585	56,623	29,211	27,412	Q4	
102,903	35,562	6	1,845	197	23,282	11,256	12,026	Jan 2008	
98,836	35,059	7	1,920	225	22,190	11,132	11,059	Feb	
100,642	34,710	8	1,829	226	22,063	12,134	9,928	Mar	
92,799	32,570	9	1,806	213	20,466	11,820	8,646	Apr	
95,884	31,571	7	1,708	204	20,289	11,843	8,446	May	
98,608	31,798	7	1,654	229	19,982	11,343	8,639	Jun	
99,086	32,709	8	1,701	235	21,015	11,182	9,834	Jul	
91,748	29,066	9	1,533	204	18,698	9,355	9,344	Aug	
95,529	32,861	7	1,675	216	20,781	10,780	10,001	Sep	
88,280	31,885	10	1,733	208	20,405	10,885	9,520	Oct	
86,510	27,657	6	1,470	196	18,166	10,120	8,046	Nov	
88,940	26,002	8	1,135	181	18,052	8,206	9,846	Dec	

転炉ガス Converter furnace gas	天然ガス Natural gas	液化天然ガス LNG	都市ガス (A) Town gas(A)	都市ガス (B) Town gas(B)	廃タイヤ Used tires	電力 Electricity	蒸気 Steam	Year, quarter and month
1000m <sup>3</sup>	1000m <sup>3</sup>	t	1000m <sup>3</sup>	1000m <sup>3</sup>	t	1000kWh	t	
358	8,939	—	2,277	2,550	—	3,772,465	27,741	C. Y. 2004
237	7,686	—	2,844	3,184	—	3,582,111	28,287	C. Y. 2005
—	7,447	—	29,384	32,668	—	3,728,835	25,082	C. Y. 2006
—	7,212	5,955	39,466	43,824	—	3,839,071	191,102	C. Y. 2007
—	7,126	13,972	41,462	46,008	—	3,974,377	139,065	C. Y. 2008
—	7,335	14	31,842	35,377	—	3,788,104	77,785	F. Y. 2006
—	7,319	9,457	41,243	45,793	—	3,886,645	175,935	F. Y. 2007
—	1,847	3,516	11,370	12,614	—	1,017,895	42,939	Q1 2008
—	1,864	3,900	10,667	11,836	—	976,651	35,802	Q2
—	1,823	3,020	10,480	11,627	—	968,654	25,288	Q3
—	1,592	3,536	8,945	9,930	—	1,011,177	35,036	Q4
—	625	1,040	3,413	3,788	—	355,237	18,967	Jan 2008
—	582	1,073	3,902	4,329	—	320,368	15,541	Feb
—	640	1,403	4,055	4,498	—	342,290	8,431	Mar
—	614	1,318	3,541	3,928	—	321,076	11,240	Apr
—	630	1,324	3,367	3,737	—	323,178	12,308	May
—	620	1,258	3,759	4,171	—	332,397	12,254	Jun
—	635	1,172	3,695	4,101	—	331,905	10,493	Jul
—	574	924	3,076	3,411	—	311,014	8,262	Aug
—	614	924	3,709	4,115	—	325,735	6,534	Sep
—	555	1,102	3,679	4,083	—	342,362	11,977	Oct
—	567	1,246	3,129	3,473	—	322,523	12,521	Nov
—	470	1,188	2,137	2,374	—	346,292	10,537	Dec

年・期・月	銅計 Copper							
	計 (原油換算) Total (Crude petroleum equivalent)	石油系燃料 (原油換算) Oil based fuels (Crude petroleum equivalent)	灯油 Kerosene	軽油 Gas oil	重油計 Heavy fuel oil Total	A重油 Heavy fuel oil A	B・C重油 Heavy fuel oil B・C	炭化水素油 Hydrocarbon oil
	kl	kl	kl	kl	kl	kl	kl	kl
平成16年	331,106	137,937	4,033	63	97,979	2,553	95,426	7,237
17	311,405	124,111	5,062	68	89,037	2,519	86,517	5,372
18	320,074	127,395	2,313	79	96,125	6,806	89,320	2,889
19	338,963	128,554	1,124	101	97,203	6,669	90,535	4,820
20	325,127	113,116	770	109	93,404	13,864	79,540	1,850
平成18年度	326,506	128,286	2,297	79	94,894	6,557	88,337	4,398
19	338,513	127,964	1,074	100	99,619	7,917	91,702	3,329
20年1~3月	85,314	31,498	209	21	25,572	2,535	23,038	561
4~6	78,502	26,883	198	27	21,581	4,938	16,643	660
7~9	82,032	27,712	154	40	22,956	2,836	20,120	266
10~12	79,279	27,023	209	21	23,295	3,556	19,739	363
平成20年1月	30,355	11,634	71	9	9,566	739	8,828	169
2	28,625	10,396	72	8	8,385	640	7,745	161
3	26,335	9,468	66	4	7,621	1,157	6,464	231
4	26,351	9,273	85	7	7,267	1,537	5,729	296
5	25,652	9,147	86	8	7,336	1,955	5,382	260
6	26,500	8,463	27	12	6,978	1,446	5,532	104
7	28,003	8,913	34	17	7,589	1,013	6,576	50
8	27,462	9,037	31	17	7,453	844	6,609	156
9	26,567	9,763	89	6	7,914	979	6,935	60
10	27,424	9,653	95	6	8,086	1,318	6,768	165
11	24,178	7,709	73	8	6,840	1,183	5,657	102
12	27,678	9,661	41	7	8,369	1,055	7,314	96

年・期・月	銅(溶錬工程) Copper (Fusing and mixing process)							
	計 (原油換算) Total (Crude petroleum equivalent)	石油系燃料 (原油換算) Oil based fuels (Crude petroleum equivalent)	灯油 Kerosene	軽油 Gas oil	重油計 Heavy fuel oil Total	A重油 Heavy fuel oil A	B・C重油 Heavy fuel oil B・C	炭化水素油 Hydrocarbon oil
	kl	kl	kl	kl	kl	kl	kl	kl
平成16年	276,079	129,933	3,905	63	91,399	2,153	89,246	6,573
17	261,639	119,303	4,179	68	85,908	2,060	83,847	4,845
18	265,169	122,392	600	79	93,007	6,121	86,886	2,889
19	281,414	125,301	675	101	94,580	6,053	88,528	4,820
20	270,023	110,765	382	109	91,487	12,589	78,898	1,850
平成18年度	270,833	123,558	653	79	91,974	5,991	85,983	4,398
19	280,771	124,485	631	100	96,752	6,960	89,793	3,329
20年1~3月	70,825	30,500	159	21	24,660	2,021	22,639	561
4~6	65,898	26,454	71	27	21,279	4,695	16,585	660
7~9	68,367	27,398	78	40	22,726	2,728	19,998	266
10~12	64,933	26,412	74	21	22,822	3,145	19,677	363
平成20年1月	25,296	11,350	71	9	9,295	606	8,689	169
2	23,946	10,098	72	8	8,100	483	7,617	161
3	21,584	9,052	16	4	7,265	933	6,332	231
4	22,163	9,009	16	7	7,071	1,368	5,703	296
5	21,386	9,027	28	8	7,273	1,900	5,373	260
6	22,349	8,419	27	12	6,936	1,427	5,509	104
7	23,393	8,819	34	17	7,501	984	6,516	50
8	22,878	8,959	31	17	7,379	813	6,566	156
9	22,097	9,621	13	6	7,846	930	6,916	60
10	22,693	9,448	8	6	7,966	1,213	6,753	165
11	19,409	7,433	25	8	6,615	999	5,616	102
12	22,830	9,532	41	7	8,241	933	7,308	96

年・期・月	銅(電解工程) Copper (Electrolytic process)							
	計 (原油換算) Total (Crude petroleum equivalent)	石油系燃料 (原油換算) Oil based fuels (Crude petroleum equivalent)	灯油 Kerosene	重油計 Heavy fuel oil Total	A重油 Heavy fuel oil A	B・C重油 Heavy fuel oil B・C	炭化水素油 Hydrocarbon oil	非石油系燃料 (原油換算) Non-oil based fuels (Crude petroleum equivalent)
	kl	kl	kl	kl	kl	kl	kl	kl
平成16年	55,027	8,004	128	6,581	400	6,180	664	—
17	49,766	4,808	883	3,129	459	2,670	527	—
18	54,904	5,003	1,713	3,118	684	2,434	—	—
19	57,550	3,253	449	2,623	616	2,007	—	—
20	55,104	2,351	388	1,917	1,275	642	—	—
平成18年度	55,673	4,728	1,644	2,920	566	2,354	—	—
19	57,742	3,479	443	2,867	958	1,910	—	—
20年1~3月	14,488	998	50	912	513	399	—	—
4~6	12,605	429	127	302	243	59	—	—
7~9	13,664	314	76	230	108	122	—	—
10~12	14,347	610	135	473	411	62	—	—
平成20年1月	5,059	285	—	272	133	139	—	—
2	4,679	297	—	285	157	128	—	—
3	4,751	416	50	356	224	132	—	—
4	4,188	265	69	196	169	26	—	—
5	4,266	120	58	64	55	9	—	—
6	4,151	45	—	42	19	24	—	—
7	4,611	94	—	88	28	60	—	—
8	4,584	78	—	74	31	43	—	—
9	4,470	142	76	68	49	19	—	—
10	4,731	205	87	120	105	15	—	—
11	4,768	276	48	225	184	41	—	—
12	4,848	130	—	128	122	6	—	—

液化石油ガス LPG	オイルコークス Petroleum coke	非石油系燃料 (原油換算) Non-oil based fuels (Crude petroleum equivalent)	石炭 Coal	石炭コークス Coal coke	廃タイヤ Used tires	電力 Electricity	蒸気 Steam	Year, quarter and month
t	t	kl	t	t	t	1000kWh	t	
4,773	13,997	79,253	107,410	5,660	—	1,190,116	25,101	C. Y. 2004
4,919	10,546	76,652	104,448	4,976	—	1,155,826	24,513	C. Y. 2005
4,998	11,699	70,877	98,656	2,766	—	1,276,156	21,925	C. Y. 2006
4,321	11,565	67,378	93,319	2,086	—	1,380,676	184,429	C. Y. 2007
4,017	6,315	70,218	76,790	17,966	—	1,426,594	131,473	C. Y. 2008
4,873	12,505	70,999	98,930	2,679	—	1,295,441	73,354	F. Y. 2006
4,237	10,753	66,494	88,398	3,728	—	1,407,772	169,432	F. Y. 2007
1,123	2,193	17,147	20,300	2,237	—	363,783	40,924	Q1 2008
1,038	2,050	18,507	18,679	6,131	—	330,555	34,185	Q2
1,035	1,594	18,347	20,812	4,532	—	368,964	23,877	Q3
821	478	16,217	16,999	5,066	—	363,293	32,487	Q4
378	744	5,472	7,038	215	—	128,947	18,131	Jan 2008
370	812	5,907	6,567	1,166	—	121,351	14,954	Feb
375	637	5,768	6,695	856	—	113,484	7,839	Mar
346	848	6,308	6,516	1,887	—	107,797	10,724	Apr
353	661	5,368	5,003	2,071	—	110,985	11,755	May
339	541	6,830	7,160	2,173	—	111,772	11,706	Jun
360	251	6,779	7,300	2,066	—	124,918	10,010	Jul
338	479	6,430	7,525	1,390	—	123,129	7,832	Aug
337	864	5,139	5,987	1,076	—	120,918	6,035	Sep
336	359	5,459	5,219	2,194	—	123,819	11,498	Oct
138	26	5,442	6,530	944	—	109,669	11,944	Nov
347	93	5,317	5,250	1,928	—	129,805	9,046	Dec

液化石油ガス LPG	オイルコークス Petroleum coke	非石油系燃料 (原油換算) Non-oil based fuels (Crude petroleum equivalent)	石炭 Coal	石炭コークス Coal coke	廃タイヤ Used tires	電力 Electricity	蒸気 Steam	Year, quarter and month
t	t	kl	t	t	t	1000kWh	t	
4,773	13,997	79,253	107,410	5,660	—	709,811	—	C. Y. 2004
4,919	10,546	76,652	104,448	4,976	—	696,992	—	C. Y. 2005
4,998	11,699	70,877	98,656	2,766	—	762,938	—	C. Y. 2006
4,321	11,565	67,378	93,319	2,086	—	836,057	141,994	C. Y. 2007
4,017	6,315	70,218	76,790	17,966	—	880,021	103,854	C. Y. 2008
4,873	12,505	70,999	98,930	2,679	—	776,824	43,797	F. Y. 2006
4,237	10,753	66,494	88,398	3,728	—	858,887	130,702	F. Y. 2007
1,123	2,193	17,147	20,300	2,237	—	225,016	32,505	Q1 2008
1,038	2,050	18,507	18,679	6,131	—	203,406	29,159	Q2
1,035	1,594	18,347	20,812	4,532	—	230,258	17,395	Q3
821	478	16,217	16,999	5,066	—	221,341	24,794	Q4
378	744	5,472	7,038	215	—	80,316	14,509	Jan 2008
370	812	5,907	6,567	1,166	—	76,103	12,453	Feb
375	637	5,768	6,695	856	—	68,597	5,544	Mar
346	848	6,308	6,516	1,887	—	66,209	9,938	Apr
353	661	5,368	5,003	2,071	—	68,004	9,622	May
339	541	6,830	7,160	2,173	—	69,192	9,599	Jun
360	251	6,779	7,300	2,066	—	78,083	7,690	Jul
338	479	6,430	7,525	1,390	—	76,218	5,773	Aug
337	864	5,139	5,987	1,076	—	75,957	3,932	Sep
336	359	5,459	5,219	2,194	—	77,025	8,994	Oct
138	26	5,442	6,530	944	—	63,364	9,261	Nov
347	93	5,317	5,250	1,928	—	80,951	6,540	Dec

石炭 Coal	電力 Electricity	蒸気 Steam	鉛計 Lead					Year, quarter and month
			計 (原油換算) Total (Crude petroleum equivalent)	石油系燃料 (原油換算) Oil based fuels (Crude petroleum equivalent)	灯油 Kerosene	軽油 Gas oil	重油計 Heavy fuel oil Total	
t	1000kWh	t	kl	kl	kl	kl	kl	
—	480,306	25,101	104,146	10,590	69	19	9,778	C. Y. 2004
—	458,834	24,513	108,896	11,683	90	15	10,731	C. Y. 2005
—	513,219	21,925	112,191	12,733	86	15	10,883	C. Y. 2006
—	544,619	42,435	101,554	11,918	78	12	10,422	C. Y. 2007
—	546,573	27,619	103,896	11,093	100	12	10,057	C. Y. 2008
—	518,617	29,557	107,158	12,589	80	12	10,713	F. Y. 2006
—	548,885	38,730	104,369	11,678	82	12	10,409	F. Y. 2007
—	138,766	8,419	26,760	2,989	36	3	2,711	Q1 2008
—	127,149	5,026	26,177	2,777	11	3	2,545	Q2
—	138,706	6,481	27,471	2,801	8	3	2,578	Q3
—	141,953	7,693	23,488	2,525	45	3	2,223	Q4
—	48,631	3,622	9,136	1,011	13	1	927	Jan 2008
—	45,248	2,501	8,716	945	13	1	837	Feb
—	44,887	2,295	8,908	1,033	10	1	948	Mar
—	41,588	786	7,603	911	5	1	838	Apr
—	42,981	2,133	9,409	970	5	1	884	May
—	42,580	2,106	9,165	896	1	1	823	Jun
—	46,835	2,320	9,215	930	3	1	869	Jul
—	46,911	2,059	9,184	931	2	1	867	Aug
—	44,960	2,102	9,071	940	3	1	843	Sep
—	46,794	2,504	6,348	735	2	1	659	Oct
—	46,305	2,683	8,099	879	19	1	775	Nov
—	48,854	2,506	9,040	911	24	1	789	Dec

年・期・月	→							
	A重油	B・C重油	液化石油ガス	非石油系燃料 (原油換算)	石炭	石炭コークス	高炉ガス	電力
	Heavy fuel oil A	Heavy fuel oil B・C	LPG	Non-oil based fuels (Crude petroleum equivalent)	Coal	Coal coke	Blast furnace gas	Electricity
	kl	kl	t	kl	t	t	1000m <sup>3</sup>	1000kWh
平成16年	6,795	2,983	223	82,328	948	89,993	120,505	119,147
17	7,906	2,825	309	84,577	15	93,782	119,536	134,069
18	8,615	2,267	250	86,403	—	96,377	117,199	138,524
19	7,986	2,435	71	77,292	—	88,456	82,017	130,207
20	7,464	2,593	42	79,479	—	93,386	91,819	142,331
平成18年度	8,379	2,334	260	81,784	—	92,102	103,191	135,519
19	7,882	2,527	—	80,295	—	91,954	91,624	130,988
20年1~3月	1,988	723	—	20,652	—	23,996	26,382	33,187
4~6	1,878	667	—	20,148	—	23,477	25,239	34,752
7~9	1,883	695	15	21,264	—	24,989	24,481	36,498
10~12	1,714	509	27	17,416	—	20,924	15,717	37,894
平成20年1月	679	248	—	7,146	—	8,255	9,544	10,354
2	608	229	—	6,720	—	7,885	7,902	11,209
3	701	246	—	6,785	—	7,856	8,936	11,624
4	652	186	—	5,698	—	6,568	7,698	10,618
5	643	241	—	7,287	—	8,562	8,542	12,302
6	583	240	—	7,164	—	8,347	8,999	11,832
7	650	218	—	7,115	—	8,437	7,604	12,540
8	625	242	6	7,115	—	8,324	8,521	12,193
9	609	234	9	7,034	—	8,228	8,356	11,766
10	554	105	7	4,449	—	5,652	1,281	12,440
11	618	156	10	6,032	—	7,177	6,101	12,698
12	542	247	10	6,935	—	8,095	8,336	12,756

年・期・月	→							
	液化石油ガス	オイルコークス	非石油系燃料 (原油換算)	石炭コークス	高炉ガス	電力	蒸気	鉛(電解工程) 計 (原油換算) Total (Crude petroleum equivalent)
	LPG	Petroleum coke	Non-oil based fuels (Crude petroleum equivalent)	Coal coke	Blast furnace gas	Electricity	Steam	(Crude petroleum equivalent) kl
	t	t	kl	t	1000m <sup>3</sup>	1000kWh	t	kl
平成16年	223	—	82,145	89,993	120,505	75,286	—	8,891
17	309	—	84,577	93,782	119,536	88,635	—	9,441
18	250	1,088	86,403	96,377	117,199	91,577	—	9,237
19	71	971	77,292	88,456	82,017	86,678	—	8,991
20	12	754	79,479	93,386	91,819	95,462	—	9,263
平成18年度	260	1,110	81,784	92,102	103,191	89,595	—	9,124
19	—	888	80,295	91,954	91,624	86,628	—	9,026
20年1~3月	—	208	20,652	23,996	26,382	21,153	—	2,499
4~6	—	187	20,148	23,477	25,239	22,936	—	2,271
7~9	—	150	21,264	24,989	24,481	24,697	—	2,264
10~12	12	209	17,416	20,924	15,717	26,676	—	2,229
平成20年1月	—	56	7,146	8,255	9,544	6,250	—	849
2	—	91	6,720	7,885	7,902	7,190	—	812
3	—	61	6,785	7,856	8,936	7,713	—	838
4	—	58	5,698	6,568	7,698	6,981	—	749
5	—	70	7,287	8,562	8,542	8,097	—	795
6	—	59	7,164	8,347	8,999	7,858	—	727
7	—	43	7,115	8,437	7,604	8,588	—	745
8	—	35	7,115	8,324	8,521	8,252	—	758
9	—	72	7,034	8,228	8,356	7,858	—	761
10	—	65	4,449	5,652	1,281	8,547	—	740
11	6	68	6,032	7,177	6,101	8,899	—	771
12	6	76	6,935	8,095	8,336	9,230	—	718

年・期・月	→							
	石炭	電力	蒸気	亜鉛計 計 (原油換算) Total (Crude petroleum equivalent)	Zinc 石油系燃料 (原油換算) Oil based fuels (Crude petroleum equivalent)	ガソリン	灯油	軽油
	Coal	Electricity	Steam	(Crude petroleum equivalent) kl	(Crude petroleum equivalent) kl	Gasoline	Kerosene	Gas oil
	t	1000kWh	t	kl	kl	kl	kl	kl
平成16年	262	43,861	—	358,883	23,089	22	148	113
17	—	45,434	—	355,511	24,127	19	144	112
18	—	46,948	—	355,341	27,814	22	112	113
19	—	43,529	1,045	345,495	20,055	24	82	116
20	—	46,869	1,214	360,967	18,488	24	130	133
平成18年度	—	45,924	189	353,326	27,377	23	106	115
19	—	44,361	1,322	356,061	18,997	24	67	118
20年1~3月	—	12,034	467	96,032	5,624	6	17	32
4~6	—	11,816	276	92,549	4,693	6	34	33
7~9	—	11,801	151	88,985	4,526	6	35	34
10~12	—	11,218	321	83,400	3,646	6	44	34
平成20年1月	—	4,104	233	33,292	1,880	2	3	10
2	—	4,019	114	29,989	1,852	2	7	11
3	—	3,911	120	32,751	1,892	2	7	11
4	—	3,637	103	28,579	1,548	2	12	11
5	—	4,205	105	32,026	1,882	2	10	11
6	—	3,974	67	31,944	1,263	2	12	11
7	—	3,952	48	30,633	1,475	2	12	11
8	—	3,941	52	28,641	1,424	2	11	10
9	—	3,908	51	29,712	1,627	2	12	13
10	—	3,893	96	24,517	1,088	2	17	12
11	—	3,799	103	27,604	1,077	2	12	10
12	—	3,526	122	31,279	1,481	2	15	12

蒸気 Steam t	鉛(溶錬工程) Lead (Fusing and mixing process)									Year, quarter and month
	計 (原油換算) Total (Crude petro- leum equivalent)	石油系燃料 (原油換算) Oil based fuels (Crude petro- leum equivalent)	灯油 Kerosene	軽油 Gas oil	重油計 Heavy fuel oil Total	A重油 Heavy fuel oil A	B・C重油 Heavy fuel oil B・C			
	kl	kl	kl	kl	kl	kl	kl			
—	95,255	6,015	31	19	5,414	3,486	1,928			C. Y. 2004
—	99,455	6,524	35	15	5,806	3,948	1,859			C. Y. 2005
—	102,954	7,921	32	14	6,304	5,109	1,195			C. Y. 2006
1,045	92,563	7,103	23	12	5,835	4,402	1,433			C. Y. 2007
1,214	94,633	6,273	20	12	5,471	3,852	1,619			C. Y. 2008
189	98,034	7,806	27	11	6,162	4,906	1,257			F. Y. 2006
1,322	95,343	6,910	24	12	5,854	4,301	1,553			F. Y. 2007
467	24,261	1,642	14	3	1,416	944	472			Q1 2008
276	23,906	1,624	2	3	1,430	1,015	415			Q2
151	25,207	1,646	—	3	1,479	1,025	454			Q3
321	21,258	1,361	4	3	1,145	868	278			Q4
233	8,287	560	6	1	492	320	173			Jan 2008
114	7,904	515	5	1	424	282	142			Feb
120	8,070	567	3	1	500	343	157			Mar
103	6,854	507	1	1	448	345	103			Apr
105	8,614	574	1	1	502	352	150			May
67	8,438	543	—	1	480	319	162			Jun
48	8,470	557	—	1	507	366	141			Jul
52	8,426	543	—	1	498	342	156			Aug
51	8,311	546	—	1	473	317	156			Sep
96	5,608	364	—	1	307	268	38			Oct
103	7,329	469	2	1	396	321	74			Nov
122	8,322	529	2	1	443	278	165			Dec

Lead (Electrolytic process)								Year, quarter and month
石油系燃料 (原油換算) Oil based fuels (Crude petro- leum equivalent)	灯油 Kerosene	軽油 Gas oil	重油計 Heavy fuel oil Total	A重油 Heavy fuel oil A	B・C重油 Heavy fuel oil B・C	液化石油ガス LPG	非石油系燃料 (原油換算) Non-oil based fuels (Crude petro- leum equivalent)	
kl	kl	kl	kl	kl	kl	t	kl	
4,575	38	—	4,364	3,309	1,055	—	183	C. Y. 2004
5,159	55	—	4,924	3,958	966	—	—	C. Y. 2005
4,813	54	1	4,579	3,506	1,072	—	—	C. Y. 2006
4,816	55	—	4,587	3,584	1,002	—	—	C. Y. 2007
4,819	80	—	4,586	3,612	975	30	—	C. Y. 2008
4,783	53	1	4,550	3,474	1,077	—	—	F. Y. 2006
4,768	58	—	4,555	3,581	974	—	—	F. Y. 2007
1,347	22	—	1,295	1,044	251	—	—	Q1 2008
1,153	9	—	1,115	863	252	—	—	Q2
1,156	8	—	1,100	859	241	15	—	Q3
1,164	41	—	1,077	846	231	15	—	Q4
451	7	—	435	359	75	—	—	Jan 2008
430	8	—	412	326	86	—	—	Feb
466	7	—	448	359	89	—	—	Mar
404	4	—	390	307	83	—	—	Apr
396	4	—	382	291	91	—	—	May
353	1	—	343	265	78	—	—	Jun
374	3	—	361	284	77	—	—	Jul
388	2	—	369	283	86	6	—	Aug
394	3	—	370	292	78	9	—	Sep
372	2	—	352	285	67	7	—	Oct
410	17	—	379	297	82	4	—	Nov
382	22	—	346	264	82	4	—	Dec

重油計 Heavy fuel oil Total	A重油 Heavy fuel oil A	B・C重油 Heavy fuel oil B・C	液化石油ガス LPG	非石油系燃料 (原油換算) Non-oil based fuels (Crude petro- leum equivalent)	石炭コークス Coal coke	高炉ガス Blast furnace gas	都市ガス (A) Town gas(A)	Year, quarter and month
kl	kl	kl	t	kl	t	1000m <sup>3</sup>	1000m <sup>3</sup>	
14,123	7,770	6,353	6,031	163,975	174,033	291,442	688	
14,575	8,379	6,196	6,483	161,149	172,797	271,781	607	C. Y. 2005
17,671	12,958	4,713	6,975	161,972	176,340	248,442	702	C. Y. 2006
17,116	11,314	5,802	1,465	157,742	165,488	215,988	742	C. Y. 2007
17,340	10,817	6,523	170	168,942	180,088	236,781	696	C. Y. 2008
17,521	12,483	5,038	6,744	155,852	170,870	227,369	745	F. Y. 2006
17,862	11,593	6,269	111	168,447	174,932	241,059	731	F. Y. 2007
5,322	3,218	2,104	32	45,627	48,275	70,524	195	Q1 2008
4,413	2,776	1,637	35	43,610	45,818	64,705	164	Q2
4,248	2,517	1,731	28	44,795	48,865	61,653	172	Q3
3,356	2,305	1,051	75	34,910	37,130	39,900	165	Q4
1,784	1,100	684	10	15,578	16,556	24,433	69	Jan 2008
1,754	1,097	657	10	14,955	16,001	22,036	60	Feb
1,783	1,020	763	12	15,094	15,718	24,056	66	Mar
1,459	1,042	417	15	12,385	12,529	20,783	57	Apr
1,782	1,096	686	8	15,700	16,795	21,370	51	May
1,172	638	534	12	15,525	16,494	22,552	56	Jun
1,381	812	569	11	15,454	16,727	20,185	56	Jul
1,335	727	608	7	14,959	16,458	21,369	55	Aug
1,532	978	554	10	14,382	15,680	20,098	61	Sep
987	710	277	31	8,554	9,664	2,976	60	Oct
999	825	174	24	11,893	12,200	17,208	52	Nov
1,370	770	600	20	14,463	15,266	19,716	53	Dec

年・期・月			電気亜鉛 Electrolytic zinc							
	都市ガス (B) Town gas(B)	電力 Electricity	計 (原油換算) Total (Crude petro- leum equivalent)	石油系燃料 (原油換算) Oil based fuels (Crude petro- leum equivalent)	ガソリン Gasoline	灯油 Kerosene	軽油 Gas oil	重油計 Heavy fuel oil Total		
	1000m <sup>3</sup>	1000kWh	kl	kl	kl	kl	kl	kl	kl	
平成16年	770	1,823,183	196,128	7,381	22	148	113	6,658		
17	679	1,806,385	192,610	7,392	19	144	112	6,689		
18	786	1,756,723	204,778	17,108	22	112	113	9,686		
19	830	1,779,461	203,446	11,492	24	82	116	9,517		
20	779	1,865,521	209,422	10,625	24	130	133	9,968		
平成18年度	834	1,804,914	209,644	16,996	23	106	115	9,905		
19	818	1,795,434	205,296	10,598	24	67	118	9,911		
20年1~3月	218	481,399	55,916	3,469	6	17	32	3,293		
4~6	184	475,645	52,778	2,440	6	34	33	2,285		
7~9	193	426,392	48,349	2,582	6	35	34	2,413		
10~12	185	482,084	52,379	2,135	6	44	34	1,977		
平成20年1月	77	170,215	19,432	1,176	2	3	10	1,119		
2	67	141,716	16,727	1,191	2	7	11	1,133		
3	74	169,468	19,757	1,102	2	7	11	1,041		
4	64	157,448	16,742	725	2	12	11	677		
5	57	155,268	18,171	1,102	2	10	11	1,044		
6	63	162,929	17,866	613	2	12	11	563		
7	63	147,312	17,059	797	2	12	11	740		
8	62	131,777	14,491	760	2	11	10	706		
9	68	147,304	16,799	1,025	2	12	13	968		
10	67	159,908	18,113	885	2	17	12	823		
11	58	157,320	15,693	444	2	12	10	408		
12	59	164,856	18,574	806	2	15	12	746		

年・期・月			蒸留亜鉛 Distilled zinc							
	電力 Electricity	計 (原油換算) Total (Crude petro- leum equivalent)	石油系燃料 (原油換算) Oil based fuels (Crude petro- leum equivalent)	重油計 Heavy fuel oil Total	A重油 Heavy fuel oil A	B・C重油 Heavy fuel oil B・C	液化石油ガス LPG	非石油系燃料 (原油換算) Non-oil based fuels (Crude petro- leum equivalent)		
	1000kWh	kl	kl	kl	kl	kl	t	kl		
平成16年	1,765,173	162,755	15,708	7,465	4,306	3,159	5,975	141,580		
17	1,739,958	162,901	16,735	7,886	4,787	3,099	6,432	139,906		
18	1,693,339	150,563	10,706	7,984	6,711	1,273	1,862	133,883		
19	1,716,908	142,049	8,564	7,598	5,293	2,305	479	127,591		
20	1,788,231	151,545	7,863	7,371	4,097	3,274	136	136,493		
平成18年度	1,741,769	143,682	10,381	7,617	6,105	1,512	1,889	127,350		
19	1,729,775	150,765	8,399	7,951	5,219	2,732	74	136,201		
20年1~3月	463,139	40,116	2,155	2,029	992	1,037	23	36,263		
4~6	456,042	39,771	2,253	2,129	1,168	961	25	35,694		
7~9	405,866	40,637	1,944	1,835	986	849	22	36,783		
10~12	463,184	31,021	1,511	1,379	952	427	66	27,752		
平成20年1月	164,223	13,860	704	665	334	331	6	12,599		
2	135,354	13,262	661	621	286	335	7	12,010		
3	163,562	12,994	790	742	371	371	10	11,654		
4	151,903	11,838	823	782	504	278	10	10,499		
5	148,121	13,855	781	738	359	379	6	12,410		
6	156,019	14,078	649	609	305	304	9	12,786		
7	139,940	13,574	678	641	383	258	9	12,210		
8	124,981	14,150	663	629	335	294	5	12,855		
9	140,945	12,913	602	565	268	297	8	11,719		
10	154,144	6,404	202	164	164	—	28	5,666		
11	150,642	11,912	633	592	486	106	21	10,657		
12	158,398	12,706	675	623	302	321	17	11,429		

年・期・月								
	重油計 Heavy fuel oil Total	A重油 Heavy fuel oil A	B・C重油 Heavy fuel oil B・C	液化石油ガス LPG	非石油系燃料 (原油換算) Non-oil based fuels (Crude petro- leum equivalent)	天然ガス Natural gas	液化天然ガス LNG	都市ガス (A) Town gas(A)
	kl	kl	kl	t	kl	1000m <sup>3</sup>	t	1000m <sup>3</sup>
平成16年	25,033	9,142	15,891	1,169	9,983	8,939	—	342
17	27,763	11,214	16,549	1,001	9,490	7,686	—	1,047
18	27,476	11,330	16,146	835	24,262	7,447	—	13,732
19	24,906	9,703	15,203	603	34,110	7,212	—	22,234
20	21,975	7,234	14,741	506	37,660	7,126	—	25,309
平成18年度	26,510	10,717	15,793	752	27,030	7,335	—	16,167
19	24,254	9,175	15,079	585	35,906	7,319	—	23,655
20年1~3月	5,808	1,958	3,850	146	10,181	1,847	—	6,921
4~6	5,716	1,909	3,807	139	9,724	1,864	—	6,512
7~9	5,474	1,861	3,613	122	9,635	1,823	—	6,476
10~12	4,977	1,506	3,471	99	8,120	1,592	—	5,400
平成20年1月	1,832	640	1,192	52	3,081	625	—	2,031
2	1,948	660	1,288	49	3,440	582	—	2,379
3	2,028	658	1,370	45	3,660	640	—	2,511
4	1,924	655	1,269	49	3,290	614	—	2,220
5	1,777	585	1,192	50	3,024	630	—	1,977
6	2,015	669	1,346	40	3,409	620	—	2,315
7	2,063	676	1,387	40	3,273	635	—	2,185
8	1,509	538	971	43	2,948	574	—	1,966
9	1,902	647	1,255	39	3,414	614	—	2,325
10	1,972	656	1,316	38	3,229	555	—	2,223
11	1,707	566	1,141	32	2,975	567	—	1,993
12	1,298	284	1,014	29	1,916	470	—	1,184

A重油 Heavy fuel oil A kl	B・C重油 Heavy fuel oil B・C kl	液化石油ガス LPG t	非石油系燃料 (原油換算) Non-oil based fuels (Crude petroleum equivalent) kl	石炭コークス Coal coke t	高炉ガス Blast furnace gas 1000m <sup>3</sup>	都市ガス (A) Town gas(A) 1000m <sup>3</sup>	都市ガス (B) Town gas(B) 1000m <sup>3</sup>	Year, quarter and month
3,464	3,194	56	22,396	27,371	—	688	770	C. Y. 2004
3,592	3,097	51	21,243	26,032	—	607	679	C. Y. 2005
6,246	3,440	5,113	28,088	32,219	20,790	702	786	C. Y. 2006
6,020	3,497	986	30,152	28,811	15,270	742	830	C. Y. 2007
6,719	3,249	34	32,449	29,447	13,367	696	779	C. Y. 2008
6,379	3,526	4,855	28,502	33,176	16,174	745	834	F. Y. 2006
6,374	3,537	37	32,246	29,041	17,641	731	818	F. Y. 2007
2,226	1,067	9	9,364	8,881	4,451	195	218	Q1 2008
1,609	676	10	7,916	6,589	4,267	164	184	Q2
1,531	882	6	8,012	8,163	2,536	172	193	Q3
1,353	624	9	7,157	5,814	2,114	165	185	Q4
766	353	4	2,980	2,851	1,708	69	77	Jan 2008
811	322	3	2,945	2,811	1,332	60	67	Feb
649	392	2	3,440	3,219	1,411	66	74	Mar
538	139	5	1,886	1,220	1,316	57	64	Apr
737	307	2	3,290	3,039	1,440	51	57	May
333	230	3	2,739	2,330	1,511	56	63	Jun
429	311	2	3,244	3,144	1,193	56	63	Jul
392	314	2	2,104	2,225	866	55	62	Aug
711	257	2	2,663	2,794	477	61	68	Sep
546	277	3	2,888	2,761	113	60	67	Oct
340	68	3	1,236	388	755	52	58	Nov
467	279	3	3,033	2,665	1,245	53	59	Dec

石炭コークス Coal coke t	高炉ガス Blast furnace gas 1000m <sup>3</sup>	電力 Electricity 1000kWh	アルミニウム Aluminum					Year, quarter and month
			計 (原油換算) Total (Crude petroleum equivalent) kl	石油系燃料 (原油換算) Oil based fuels (Crude petroleum equivalent) kl	ガソリン Gasoline kl	灯油 Kerosene kl	軽油 Gas oil kl	
146,662	291,442	58,010	86,462	58,000	78	30,582	308	C. Y. 2004
146,765	271,781	66,427	88,666	60,387	75	30,410	244	C. Y. 2005
144,121	227,652	63,384	99,730	54,298	59	24,638	254	C. Y. 2006
136,677	200,718	62,553	95,578	39,939	62	12,810	256	C. Y. 2007
150,641	223,414	77,290	93,994	34,528	68	10,846	256	C. Y. 2008
137,694	211,195	63,145	97,827	49,457	61	20,767	253	F. Y. 2006
145,891	223,418	65,659	96,293	38,685	63	12,339	253	F. Y. 2007
39,394	66,073	18,261	24,985	9,314	15	3,061	61	Q1 2008
39,229	60,438	19,603	24,210	9,000	17	2,832	68	Q2
40,702	59,118	20,526	23,743	8,574	18	2,680	66	Q3
31,316	37,786	18,900	21,057	7,641	18	2,273	61	Q4
13,705	22,725	5,992	7,922	3,004	4	1,030	19	Jan 2008
13,190	20,704	6,362	8,325	3,114	5	1,017	20	Feb
12,499	22,644	5,907	8,738	3,196	6	1,014	22	Mar
11,309	19,467	5,545	8,195	3,079	7	1,000	25	Apr
13,756	19,930	7,147	7,696	2,849	5	926	20	May
14,164	21,041	6,910	8,320	3,072	5	906	23	Jun
13,583	18,993	7,372	8,302	3,151	6	930	27	Jul
14,233	20,503	6,796	7,236	2,455	7	822	18	Aug
12,886	19,622	6,359	8,205	2,969	5	928	21	Sep
6,903	2,862	5,764	8,215	3,100	8	981	26	Oct
11,812	16,452	6,678	7,310	2,598	4	764	21	Nov
12,601	18,471	6,458	5,532	1,943	6	528	14	Dec

都市ガス (B) Town gas(B) 1000m <sup>3</sup>	電力 Electricity 1000kWh	蒸気 Steam t	アルミニウム二次地金 Secondary aluminum ingots					Year, quarter and month
			計 (原油換算) Total (Crude petroleum equivalent) kl	石油系燃料 (原油換算) Oil based fuels (Crude petroleum equivalent) kl	灯油 Kerosene kl	軽油 Gas oil kl	重油計 Heavy fuel oil Total kl	
383	195,556	714	200,318	183,792	16,903	1,096	92,378	C. Y. 2004
1,172	198,777	800	216,805	199,559	17,658	1,184	98,840	C. Y. 2005
15,139	224,151	663	260,559	221,706	13,846	1,508	113,238	C. Y. 2006
24,526	227,952	670	258,464	218,062	8,930	1,692	112,498	C. Y. 2007
27,919	233,242	1,576	233,122	195,611	7,858	1,888	98,658	C. Y. 2008
17,824	225,963	624	258,901	220,360	11,241	1,539	112,875	F. Y. 2006
26,096	230,420	848	256,415	215,678	8,873	1,786	110,650	F. Y. 2007
7,632	58,686	439	63,157	53,046	2,200	491	26,999	Q1 2008
7,183	58,848	175	60,166	50,630	2,015	476	25,590	Q2
7,143	59,424	83	58,511	49,078	1,952	484	24,316	Q3
5,961	56,284	879	51,288	42,857	1,691	437	21,753	Q4
2,240	19,625	154	20,144	16,986	703	146	8,808	Jan 2008
2,623	18,921	155	21,201	17,744	785	172	8,933	Feb
2,769	20,140	130	21,811	18,316	712	173	9,258	Mar
2,448	19,542	111	20,244	17,117	686	156	8,687	Apr
2,181	19,562	38	19,195	16,069	653	151	8,199	May
2,554	19,744	26	20,727	17,444	676	169	8,704	Jun
2,410	20,170	26	21,028	17,620	688	169	8,802	Jul
2,168	19,693	26	17,298	14,531	633	149	7,240	Aug
2,565	19,561	31	20,185	16,927	631	166	8,274	Sep
2,453	20,224	58	19,910	16,623	613	153	8,350	Oct
2,201	18,590	123	17,542	14,748	583	146	7,476	Nov
1,307	17,470	698	13,836	11,487	495	138	5,927	Dec

年・期・月	→							
	A重油 Heavy fuel oil A kl	B・C重油 Heavy fuel oil B・C kl	炭化水素油 Hydrocarbon oil kl	液化石油ガス LPG t	非石油系燃料 (原油換算) Non-oil based fuels (Crude petroleum equivalent) kl	コークス炉ガス Coke oven gas 1000m <sup>3</sup>	高炉ガス Blast furnace gas 1000m <sup>3</sup>	転炉ガス Converter furnace gas 1000m <sup>3</sup>
平成16年	73,532	18,846	63,391	1,081	1,692	185	89	358
17	84,892	13,948	71,213	1,183	1,558	121	56	237
18	99,171	14,067	79,761	2,255	18,014	—	—	—
19	98,938	13,560	81,158	2,378	19,870	—	—	—
20	86,811	11,847	76,594	2,177	18,383	—	—	—
平成18年度	99,004	13,871	81,104	2,289	17,989	—	—	—
19	97,357	13,293	81,169	2,410	20,246	—	—	—
20年1~3月	23,760	3,239	20,464	619	5,060	—	—	—
4~6	22,618	2,972	19,804	567	4,747	—	—	—
7~9	21,314	3,002	19,677	508	4,557	—	—	—
10~12	19,119	2,634	16,649	483	4,019	—	—	—
平成20年1月	7,754	1,054	6,435	179	1,562	—	—	—
2	7,813	1,120	6,854	232	1,740	—	—	—
3	8,193	1,065	7,175	208	1,758	—	—	—
4	7,644	1,043	6,644	205	1,503	—	—	—
5	7,254	945	6,216	168	1,593	—	—	—
6	7,720	984	6,944	194	1,651	—	—	—
7	7,728	1,074	7,022	175	1,729	—	—	—
8	6,332	908	5,727	156	1,255	—	—	—
9	7,254	1,020	6,928	177	1,573	—	—	—
10	7,297	1,053	6,615	166	1,660	—	—	—
11	6,566	910	5,719	184	1,289	—	—	—
12	5,256	671	4,315	133	1,070	—	—	—

年・期・月	→							
	軽油 Gas oil kl	重油計 Heavy fuel oil Total kl	A重油 Heavy fuel oil A kl	B・C重油 Heavy fuel oil B・C kl	炭化水素油 Hydrocarbon oil kl	液化石油ガス LPG t	非石油系燃料 (原油換算) Non-oil based fuels (Crude petroleum equivalent) kl	石炭 Coal t
平成16年	270	12,505	4,673	7,833	6,358	6,169	8,144	9,962
17	166	11,350	10,911	439	—	5,668	1,076	—
18	135	9,114	8,768	346	—	5,671	989	—
19	151	5,591	5,325	266	—	5,499	1,318	—
20	136	3,956	3,866	90	—	3,191	4,311	—
平成18年度	140	7,780	7,451	329	—	5,781	945	—
19	150	5,134	4,875	259	—	5,304	1,800	—
20年1~3月	40	1,123	1,063	60	—	1,231	727	—
4~6	39	892	887	5	—	718	1,290	—
7~9	28	922	905	17	—	692	1,274	—
10~12	29	1,019	1,011	9	—	550	1,020	—
平成20年1月	12	364	344	20	—	489	145	—
2	13	334	314	20	—	482	139	—
3	15	425	405	20	—	260	443	—
4	13	291	290	1	—	242	400	—
5	13	311	310	0	—	229	427	—
6	13	290	287	3	—	247	463	—
7	10	311	302	9	—	200	427	—
8	9	295	289	6	—	266	473	—
9	9	316	314	2	—	226	373	—
10	10	351	350	1	—	227	369	—
11	10	369	362	7	—	188	354	—
12	9	300	299	0	—	135	297	—

液化天然ガス LNG	都市ガス (A) Town gas(A)	都市ガス (B) Town gas(B)	電力 Electricity	その他の非鉄金属 Other Non-ferrous metals				Year, quarter and month
				計 (原油換算) Total (Crude petro- leum equivalent)	石油系燃料 (原油換算) Oil based fuels (Crude petro- leum equivalent)	ガソリン Gasoline	灯油 Kerosene	
t	1000m <sup>3</sup>	1000m <sup>3</sup>	1000kWh	kl	kl	kl	kl	
—	1,247	1,397	157,404	64,754	29,423	—	804	C. Y. 2004
—	1,190	1,333	166,460	32,190	19,540	—	290	C. Y. 2005
—	14,950	16,743	221,120	28,962	17,228	—	300	C. Y. 2006
—	16,490	18,468	217,874	24,751	13,388	—	281	C. Y. 2007
—	15,457	17,310	205,622	22,658	8,614	—	305	C. Y. 2008
—	14,930	16,720	218,082	27,401	16,007	—	296	F. Y. 2006
—	16,857	18,879	218,139	24,488	12,627	—	264	F. Y. 2007
—	4,254	4,764	54,304	6,133	2,861	—	71	Q1 2008
—	3,991	4,469	51,486	5,686	1,956	—	78	Q2
—	3,832	4,291	52,417	5,621	1,944	—	80	Q3
—	3,380	3,785	47,415	5,218	1,853	—	76	Q4
—	1,313	1,470	17,164	2,053	1,047	—	25	Jan 2008
—	1,463	1,638	18,461	1,980	1,009	—	26	Feb
—	1,478	1,655	18,679	2,099	805	—	20	Mar
—	1,264	1,416	17,451	1,826	641	—	18	Apr
—	1,339	1,500	16,484	1,907	654	—	28	May
—	1,388	1,554	17,551	1,952	660	—	32	Jun
—	1,454	1,628	18,048	1,905	620	—	34	Jul
—	1,055	1,182	16,256	1,926	688	—	34	Aug
—	1,323	1,481	18,113	1,790	636	—	12	Sep
—	1,396	1,563	17,488	1,867	686	—	25	Oct
—	1,084	1,214	16,177	1,777	648	—	19	Nov
—	900	1,008	13,750	1,574	519	—	32	Dec

石炭コークス Coal coke	高炉ガス Blast furnace gas	天然ガス Natural gas	液化天然ガス LNG	都市ガス (A) Town gas(A)	都市ガス (B) Town gas(B)	電力 Electricity	蒸気 Steam	Year, quarter and month
t	1000m <sup>3</sup>	1000m <sup>3</sup>	t	1000m <sup>3</sup>	1000m <sup>3</sup>	1000kWh	t	
722	7,148	—	—	—	—	287,058	1,926	C. Y. 2004
723	5,671	—	—	—	—	120,595	2,974	C. Y. 2005
603	5,760	—	—	—	—	112,160	2,495	C. Y. 2006
645	5,696	—	211	—	—	102,900	4,958	C. Y. 2007
642	6,452	—	2,307	—	—	101,067	4,803	C. Y. 2008
589	5,388	—	—	—	—	108,185	3,618	F. Y. 2006
649	6,779	—	487	—	—	103,891	4,332	F. Y. 2007
160	2,451	—	276	—	—	26,536	1,110	Q1 2008
114	1,600	—	753	—	—	25,366	1,167	Q2
177	1,367	—	722	—	—	24,959	1,178	Q3
191	1,033	—	556	—	—	24,206	1,349	Q4
50	843	—	23	—	—	8,931	449	Jan 2008
44	815	—	24	—	—	8,711	319	Feb
66	793	—	229	—	—	8,895	342	Mar
49	542	—	223	—	—	8,219	302	Apr
16	534	—	261	—	—	8,577	410	May
49	524	—	269	—	—	8,570	455	Jun
47	411	—	252	—	—	8,918	410	Jul
69	479	—	268	—	—	7,967	352	Aug
61	478	—	202	—	—	8,074	417	Sep
67	119	—	218	—	—	8,483	326	Oct
56	351	—	199	—	—	8,069	352	Nov
68	564	—	139	—	—	7,655	671	Dec

⑨ 機械器具製品  
直接投入エネルギー表

Machinery products  
Table of direct input energy

年・期・月	機械工業 Machinery		ガソリン Gasoline	灯油 Kerosene	軽油 Gas oil	重油計 Heavy fuel oil Total	A重油 Heavy fuel oil A	B・C重油 Heavy fuel oil B・C
	計 (原油換算) Total (Crude petroleum equivalent)	石油系燃料 (原油換算) Oil based fuels (Crude petroleum equivalent)						
	kl	kl						
平成16年	4,436,239	735,559	82,286	96,531	55,861	234,605	209,878	24,727
17	4,443,261	698,558	80,848	92,654	55,752	214,313	188,784	25,529
18	4,902,571	693,332	83,911	88,348	55,625	202,251	181,382	20,869
19	4,898,007	607,046	81,311	76,193	53,484	175,429	159,414	16,015
20	4,813,862	547,035	76,979	69,977	52,240	154,999	142,195	12,804
平成18年度	4,887,482	664,688	82,852	81,471	54,875	192,206	172,954	19,252
19	4,939,716	597,840	81,908	76,535	53,934	171,650	156,111	15,539
20年1~3月	1,278,341	177,454	21,253	24,692	14,121	58,989	55,389	3,600
4~6	1,153,873	119,668	19,212	14,121	12,653	30,035	27,136	2,899
7~9	1,278,494	124,737	19,018	15,193	13,047	31,272	28,116	3,156
10~12	1,103,154	125,176	17,496	15,971	12,419	34,703	31,554	3,149
平成20年1月	414,691	58,702	6,520	8,779	4,125	20,535	19,383	1,152
2	441,368	65,345	7,326	9,223	4,966	22,691	21,536	1,155
3	422,281	53,408	7,407	6,690	5,030	15,763	14,470	1,293
4	377,393	41,702	6,054	4,899	4,303	11,331	10,222	1,109
5	370,278	36,870	6,118	4,405	3,839	8,847	7,805	1,042
6	406,203	41,096	7,040	4,817	4,511	9,857	9,109	748
7	454,715	45,848	7,084	5,404	4,695	12,001	10,828	1,173
8	395,722	35,567	5,190	4,305	3,633	8,993	8,061	932
9	428,058	43,321	6,744	5,484	4,719	10,278	9,227	1,051
10	398,146	41,556	6,517	4,566	4,620	10,385	9,175	1,210
11	363,342	41,189	5,825	5,661	4,077	10,690	9,748	942
12	341,666	42,431	5,154	5,744	3,722	13,628	12,631	997

年・期・月	都市ガス (A) Town gas(A)		都市ガス (B) Town gas(B)		廃タイヤ Used tires	電力 Electricity	機械器具製品計(1~6) Machinery products		灯油 Kerosene	
	計 (原油換算) Total (Crude petroleum equivalent)	石油系燃料 (原油換算) Oil based fuels (Crude petroleum equivalent)	ガソリン Gasoline	灯油 Kerosene						
	kl	kl	kl	kl						
平成16年	3,110,863	396,872	47,850	54,412	176	31,463,132	3,110,863	396,872	47,850	54,412
17	3,149,343	384,564	47,696	55,711	137	31,562,214	3,149,343	384,564	47,696	55,711
18	3,575,706	396,467	50,656	50,554	152	35,531,808	3,575,706	396,467	50,656	50,554
19	3,592,535	347,147	49,756	42,134	—	36,023,032	3,592,535	347,147	49,756	42,134
20	3,463,423	310,306	48,713	38,319	—	35,534,260	3,463,423	310,306	48,713	38,319
平成18年度	3,575,473	384,382	50,208	47,317	101	35,695,032	3,575,473	384,382	50,208	47,317
19	3,607,309	339,628	50,503	41,843	—	36,269,371	3,607,309	339,628	50,503	41,843
20年1~3月	914,400	96,023	13,375	12,227	—	8,842,848	914,400	96,023	13,375	12,227
4~6	840,125	71,209	12,126	8,718	—	8,778,758	840,125	71,209	12,126	8,718
7~9	917,011	72,246	11,995	8,540	—	9,769,430	917,011	72,246	11,995	8,540
10~12	791,887	70,829	11,217	8,834	—	8,143,224	791,887	70,829	11,217	8,834
平成20年1月	296,106	31,252	4,085	4,040	—	2,856,067	296,106	31,252	4,085	4,040
2	313,283	34,766	4,613	4,503	—	2,959,735	313,283	34,766	4,613	4,503
3	305,011	30,005	4,677	3,684	—	3,027,046	305,011	30,005	4,677	3,684
4	273,301	24,451	3,852	2,931	—	2,822,259	273,301	24,451	3,852	2,931
5	271,916	22,098	3,749	2,690	—	2,866,526	271,916	22,098	3,749	2,690
6	294,908	24,660	4,525	3,097	—	3,089,973	294,908	24,660	4,525	3,097
7	326,209	26,231	4,485	3,177	—	3,448,066	326,209	26,231	4,485	3,177
8	283,893	20,610	3,245	2,401	—	3,108,320	283,893	20,610	3,245	2,401
9	306,909	25,406	4,265	2,962	—	3,213,044	306,909	25,406	4,265	2,962
10	288,903	24,533	4,265	2,657	—	3,019,638	288,903	24,533	4,265	2,657
11	261,432	23,586	3,737	3,187	—	2,698,075	261,432	23,586	3,737	3,187
12	241,551	22,710	3,215	2,990	—	2,425,511	241,551	22,710	3,215	2,990

年・期・月	石炭コークス Coal coke	天然ガス Natural gas	液化天然ガス LNG	都市ガス (A) Town gas(A)		都市ガス (B) Town gas(B)		電力 Electricity	土木建設機械(1)	
				計 (原油換算) Total (Crude petroleum equivalent)	石油系燃料 (原油換算) Oil based fuels (Crude petroleum equivalent)	ガソリン Gasoline	灯油 Kerosene			
				kl	kl	kl	kl			
平成16年	80,433	15,410	5,279	340,188	364,455	23,710,096	60,707	13,911		
17	74,615	15,100	21,739	354,939	374,569	23,936,521	60,930	11,578		
18	71,751	21,963	29,994	394,300	416,017	27,682,209	70,181	15,065		
19	69,152	27,567	30,950	403,357	440,250	28,050,762	74,845	15,538		
20	60,083	27,546	27,398	412,211	457,245	27,436,672	75,927	14,263		
平成18年度	70,102	25,194	30,716	388,342	411,669	27,823,698	69,648	15,336		
19	69,790	27,734	29,829	415,756	460,089	28,181,192	76,669	15,246		
20年1~3月	17,380	8,590	7,850	125,330	138,818	6,847,876	21,204	4,126		
4~6	16,334	6,203	6,452	92,316	102,401	6,790,570	17,624	3,423		
7~9	15,391	6,601	6,698	98,259	108,996	7,529,808	19,664	3,376		
10~12	10,978	6,152	6,398	96,306	107,030	6,268,418	17,435	3,338		
平成20年1月	5,298	2,720	2,415	41,506	45,911	2,210,215	6,917	1,319		
2	6,054	3,081	2,864	45,471	50,380	2,288,786	7,600	1,555		
3	6,028	2,789	2,571	38,353	42,527	2,348,875	6,688	1,252		
4	5,358	2,121	2,165	31,109	34,490	2,179,158	5,957	1,183		
5	5,209	1,920	1,959	29,009	32,167	2,222,853	5,341	1,050		
6	5,767	2,162	2,328	32,198	35,744	2,388,559	6,327	1,189		
7	6,297	2,536	2,519	35,788	39,684	2,651,432	7,110	1,172		
8	3,702	1,868	1,710	27,518	30,523	2,403,087	5,947	950		
9	5,392	2,197	2,469	34,953	38,790	2,475,289	6,607	1,253		
10	4,652	2,081	2,411	32,167	35,745	2,334,180	6,148	1,190		
11	3,960	1,984	2,183	30,904	34,350	2,075,261	5,675	1,083		
12	2,366	2,087	1,804	33,235	36,935	1,858,977	5,611	1,064		

炭化水素油 Hydrocarbon oil	液化石油ガス LPG	石油系 炭化水素ガス Hydrocarbon gas	非石油系燃料 (原油換算) Non-oil based fuels (Crude petro- leum equivalent)	石炭コークス Coal coke	コークス炉 ガス Coke oven gas	天然ガス Natural gas	液化天然ガス LNG	Year, quarter and month
kl	t	1000m <sup>3</sup>	kl	t	1000m <sup>3</sup>	1000m <sup>3</sup>	t	
4,136	202,489	—	735,568	82,080	—	15,620	37,962	C. Y. 2004
1,703	196,026	—	770,253	77,015	—	15,332	50,307	C. Y. 2005
2,033	202,545	—	860,692	74,957	—	22,232	62,221	C. Y. 2006
2,252	170,153	—	896,120	71,452	—	27,802	61,049	C. Y. 2007
1,946	153,375	—	961,314	62,701	—	27,863	57,726	C. Y. 2008
1,954	195,050	—	858,863	72,811	—	25,454	62,458	F. Y. 2006
2,153	166,531	—	934,587	72,241	—	27,970	59,951	F. Y. 2007
398	46,464	—	278,296	18,166	—	8,676	15,722	Q1 2008
487	34,809	—	217,577	17,025	—	6,234	13,983	Q2
588	36,686	—	244,974	15,888	—	6,741	14,196	Q3
473	35,416	—	220,468	11,622	—	6,212	13,825	Q4
117	14,910	—	90,309	5,567	—	2,749	4,925	Jan 2008
144	16,795	—	100,699	6,302	—	3,115	5,611	Feb
137	14,759	—	87,288	6,297	—	2,812	5,186	Mar
157	12,001	—	73,156	5,581	—	2,135	4,709	Apr
126	10,919	—	66,754	5,424	—	1,926	4,338	May
204	11,889	—	77,667	6,020	—	2,173	4,936	Jun
188	13,258	—	88,116	6,536	—	2,579	5,161	Jul
163	10,647	—	71,009	3,781	—	1,920	4,256	Aug
237	12,781	—	85,849	5,571	—	2,242	4,779	Sep
169	12,293	—	75,693	4,848	—	2,102	4,938	Oct
172	11,874	—	71,169	4,183	—	1,999	4,753	Nov
132	11,249	—	73,606	2,591	—	2,111	4,134	Dec

軽油 Gas oil	重油計 Heavy fuel oil Total	A重油 Heavy fuel oil A	B・C重油 Heavy fuel oil B・C	炭化水素油 Hydrocarbon oil	液化石油ガス LPG	石油系 炭化水素ガス Hydrocarbon gas	非石油系燃料 (原油換算) Non-oil based fuels (Crude petro- leum equivalent)	Year, quarter and month
kl	kl	kl	kl	kl	t	1000m <sup>3</sup>	kl	
16,379	64,742	59,274	5,468	3,675	163,017	—	479,531	C. Y. 2004
16,791	56,198	51,517	4,681	97	162,162	—	508,980	C. Y. 2005
16,731	61,921	59,644	2,277	—	168,743	—	570,444	C. Y. 2006
17,595	58,700	56,917	1,783	—	139,865	—	601,860	C. Y. 2007
15,384	53,637	51,940	1,697	—	122,740	—	600,867	C. Y. 2008
16,668	60,758	58,684	2,074	—	163,186	—	568,962	F. Y. 2006
17,426	57,848	56,124	1,724	—	135,182	—	620,199	F. Y. 2007
4,152	18,679	18,230	449	—	37,726	—	181,365	Q1 2008
3,843	11,302	10,856	446	—	28,115	—	137,235	Q2
3,917	11,576	11,130	446	—	28,857	—	144,318	Q3
3,472	12,080	11,724	356	—	28,042	—	137,949	Q4
1,289	6,313	6,191	122	—	12,285	—	59,253	Jan 2008
1,461	7,135	6,968	167	—	13,505	—	65,607	Feb
1,402	5,231	5,071	160	—	11,936	—	56,506	Mar
1,233	4,251	4,101	150	—	9,691	—	46,138	Apr
1,186	3,234	3,083	151	—	8,960	—	43,041	May
1,424	3,817	3,672	145	—	9,464	—	48,057	Jun
1,392	4,043	3,878	165	—	10,479	—	53,333	Jul
1,108	3,390	3,274	116	—	8,318	—	39,741	Aug
1,417	4,143	3,978	165	—	10,060	—	51,244	Sep
1,312	4,120	3,968	152	—	9,712	—	47,237	Oct
1,160	3,609	3,470	139	—	9,474	—	44,799	Nov
1,000	4,351	4,286	65	—	8,856	—	45,914	Dec

Civil engineering machinery								
ガソリン Gasoline	灯油 Kerosene	軽油 Gas oil	重油計 Heavy fuel oil Total	A重油 Heavy fuel oil A	液化石油ガス LPG	非石油系燃料 (原油換算) Non-oil based fuels (Crude petro- leum equivalent)	都市ガス (A) Town gas(A)	Year, quarter and month
kl	kl	kl	kl	kl	t	kl	1000m <sup>3</sup>	
35	1,785	3,958	891	891	5,551	9,167	7,705	C. Y. 2004
42	267	3,950	316	316	5,334	10,685	9,037	C. Y. 2005
122	403	4,279	212	212	7,664	12,099	10,280	C. Y. 2006
99	816	5,056	273	273	7,099	13,916	11,839	C. Y. 2007
108	1,022	5,225	533	533	5,766	15,919	13,685	C. Y. 2008
121	536	4,308	213	213	7,751	11,136	9,478	F. Y. 2006
103	815	5,239	272	272	6,768	15,472	13,201	F. Y. 2007
28	344	1,278	58	58	1,883	5,286	4,538	Q1 2008
30	230	1,335	73	73	1,374	3,214	2,764	Q2
24	183	1,358	185	185	1,273	3,855	3,316	Q3
26	265	1,254	217	217	1,236	3,565	3,067	Q4
8	125	440	20	20	567	1,836	1,577	Jan 2008
10	123	433	31	31	744	1,950	1,674	Feb
10	96	405	7	7	572	1,499	1,287	Mar
9	83	439	11	11	501	1,127	969	Apr
10	76	408	19	19	421	916	788	May
11	71	488	43	43	452	1,171	1,007	Jun
9	71	441	47	47	472	1,417	1,219	Jul
7	66	399	50	50	337	1,200	1,033	Aug
8	46	518	88	88	464	1,237	1,064	Sep
8	75	476	61	61	447	1,127	970	Oct
9	68	406	71	71	414	1,097	944	Nov
9	122	372	85	85	375	1,341	1,153	Dec

年・期・月	金属工作機械及び金属加工機械(2) Metal working machinery and metal processing machinery							
	都市ガス (B) Town gas(B)	電力 Electricity	計 (原油換算) Total (Crude petro- leum equivalent)	石油系燃料 (原油換算) Oil based fuels (Crude petro- leum equivalent)	ガソリン Gasoline	灯油 Kerosene	軽油 Gas oil	重油計 Heavy fuel oil Total
	1000m <sup>3</sup>	1000kwh	kl	kl	kl	kl	kl	kl
平成16年	8,520	399,284	82,271	18,782	76	2,321	83	12,685
17	9,931	410,309	79,788	18,421	93	1,757	95	12,999
18	11,246	456,456	98,371	27,484	85	1,328	109	22,018
19	12,934	481,649	97,144	26,347	113	1,715	228	22,341
20	14,990	491,755	91,620	26,934	70	3,170	180	22,427
平成18年度	10,350	458,145	98,528	28,138	89	1,246	132	22,837
19	14,445	489,228	96,856	26,441	104	2,220	242	22,445
20年1~3月	4,977	126,768	24,265	7,480	19	936	67	6,134
4~6	3,026	118,111	21,954	6,769	17	790	26	5,697
7~9	3,630	133,658	24,270	6,113	17	690	36	5,076
10~12	3,357	113,218	21,132	6,573	17	754	51	5,520
平成20年1月	1,729	40,435	7,916	2,362	8	294	20	1,933
2	1,836	44,016	8,554	2,675	6	337	21	2,206
3	1,411	42,317	7,795	2,442	5	305	26	1,995
4	1,061	39,199	7,685	2,648	6	285	9	2,281
5	863	36,271	6,530	1,865	5	229	8	1,524
6	1,102	42,641	7,740	2,256	6	276	9	1,892
7	1,335	48,600	8,660	2,099	5	241	9	1,746
8	1,130	40,808	7,329	1,684	6	222	12	1,343
9	1,165	44,250	8,280	2,329	6	227	15	1,987
10	1,061	41,184	7,703	2,448	5	152	12	2,185
11	1,033	37,570	6,556	1,945	5	279	16	1,593
12	1,262	34,464	6,873	2,180	7	323	23	1,742

年・期・月	電子部品(3) Parts for electronic equipment							
	電力 Electricity	計 (原油換算) Total (Crude petro- leum equivalent)	石油系燃料 (原油換算) Oil based fuels (Crude petro- leum equivalent)	ガソリン Gasoline	灯油 Kerosene	軽油 Gas oil	重油計 Heavy fuel oil Total	A重油 Heavy fuel oil A
	1000kwh	kl	kl	kl	kl	kl	kl	kl
平成16年	593,125	218,601	15,486	—	3,254	—	1,922	1,922
17	573,452	257,512	19,728	—	4,710	—	2,021	2,021
18	690,518	321,011	20,429	23	4,670	—	3,465	3,465
19	693,493	303,237	13,535	—	3,153	—	3,257	3,257
20	634,533	289,463	10,694	—	3,137	—	1,769	1,769
平成18年度	692,853	315,106	18,809	18	4,271	—	3,408	3,408
19	687,913	304,031	12,518	—	3,241	—	2,621	2,621
20年1~3月	161,740	72,201	3,067	—	912	—	544	544
4~6	152,335	74,025	2,528	—	767	—	289	289
7~9	177,476	79,823	2,971	—	786	—	668	668
10~12	142,982	63,415	2,129	—	672	—	268	268
平成20年1月	52,979	23,214	1,040	—	311	—	196	196
2	56,013	24,104	1,037	—	319	—	192	192
3	52,748	24,883	989	—	282	—	156	156
4	49,889	24,440	848	—	250	—	85	85
5	47,634	23,752	799	—	248	—	93	93
6	54,812	25,833	880	—	269	—	111	111
7	63,728	28,756	1,071	—	284	—	254	254
8	55,468	25,271	955	—	229	—	214	214
9	58,280	25,796	945	—	273	—	200	200
10	52,401	24,234	768	—	238	—	92	92
11	45,868	21,020	688	—	213	—	82	82
12	44,713	18,161	673	—	221	—	94	94

年・期・月	電子管・半導体素子・集積回路(4) Electron tubes, semiconductors, integrated circuits							
	石油系燃料 (原油換算) Oil based fuels (Crude petro- leum equivalent)	ガソリン Gasoline	灯油 Kerosene	軽油 Gas oil	重油計 Heavy fuel oil Total	A重油 Heavy fuel oil A	液化石油ガス LPG	非石油系燃料 (原油換算) Non-oil based fuels (Crude petro- leum equivalent)
	kl	kl	kl	kl	kl	kl	t	kl
平成16年	44,559	32	5,980	—	13,679	13,679	18,859	33,014
17	39,467	31	5,197	—	7,332	7,332	20,501	33,211
18	41,075	66	5,271	6	6,127	6,127	22,581	42,883
19	38,676	67	4,327	—	6,838	6,838	20,895	49,538
20	30,663	69	2,594	—	5,769	5,769	16,998	44,850
平成18年度	42,728	69	5,095	—	6,668	6,668	23,548	44,744
19	35,400	68	3,860	—	6,345	6,345	19,162	49,853
20年1~3月	8,544	17	873	—	2,121	2,121	4,234	11,804
4~6	6,674	17	370	—	1,122	1,122	3,942	10,581
7~9	7,997	17	285	—	1,223	1,223	4,933	12,008
10~12	7,448	18	1,066	—	1,303	1,303	3,889	10,457
平成20年1月	2,970	5	297	—	769	769	1,453	4,183
2	3,017	6	367	—	780	780	1,429	3,801
3	2,556	6	209	—	572	572	1,352	3,820
4	2,351	5	136	—	407	407	1,376	3,597
5	2,275	6	90	—	368	368	1,381	3,461
6	2,048	6	144	—	347	347	1,185	3,523
7	2,567	6	72	—	392	392	1,598	4,288
8	2,771	6	111	—	437	437	1,690	3,825
9	2,659	5	102	—	394	394	1,645	3,895
10	2,385	7	207	—	417	417	1,342	3,464
11	2,405	6	376	—	453	453	1,208	3,354
12	2,658	5	483	—	433	433	1,339	3,639

A重油 Heavy fuel oil A kl	液化石油ガス LPG t	石油系 炭化水素ガス Hydrocarbon gas 1000m <sup>3</sup>	非石油系燃料 (原油換算) Non-oil based fuels (Crude petroleum equivalent) kl	石炭コークス Coal coke t	液化天然ガス LNG t	都市ガス (A) Town gas(A) 1000m <sup>3</sup>	都市ガス (B) Town gas(B) 1000m <sup>3</sup>	Year, quarter and month
12,685	2,600	—	7,592	293	76	6,085	6,741	C. Y. 2004
12,999	2,472	—	7,324	212	70	5,921	6,559	C. Y. 2005
22,018	2,652	—	5,812	—	69	4,840	5,310	C. Y. 2006
22,341	1,143	—	5,441	—	67	4,566	4,943	C. Y. 2007
22,427	786	—	5,660	—	65	4,838	5,239	C. Y. 2008
22,837	2,552	—	5,095	—	64	4,247	4,645	F. Y. 2006
22,445	832	—	5,783	—	68	4,888	5,281	F. Y. 2007
6,134	238	—	1,740	—	22	1,488	1,605	Q1 2008
5,697	170	—	1,014	—	12	858	939	Q2
5,076	213	—	1,648	—	17	1,424	1,529	Q3
5,520	165	—	1,258	—	14	1,068	1,166	Q4
1,933	79	—	626	—	9	532	573	Jan 2008
2,206	77	—	668	—	8	575	618	Feb
1,995	82	—	446	—	5	381	413	Mar
2,281	45	—	396	—	3	337	369	Apr
1,524	73	—	233	—	3	197	216	May
1,892	52	—	385	—	6	324	355	Jun
1,746	71	—	633	—	6	549	588	Jul
1,343	76	—	485	—	5	420	450	Aug
1,987	66	—	529	—	6	455	491	Sep
2,185	61	—	381	—	4	322	353	Oct
1,593	39	—	344	—	4	291	318	Nov
1,742	65	—	533	—	6	455	494	Dec

液化石油ガス LPG t	非石油系燃料 (原油換算) Non-oil based fuels (Crude petroleum equivalent) kl	天然ガス Natural gas 1000m <sup>3</sup>	液化天然ガス LNG t	都市ガス (A) Town gas(A) 1000m <sup>3</sup>	都市ガス (B) Town gas(B) 1000m <sup>3</sup>	電力 Electricity 1000kwh	(4) 計 (原油換算) Total (Crude petroleum equivalent) kl	Year, quarter and month
7,908	7,939	92	961	5,393	6,013	2,071,037	858,258	C. Y. 2004
9,995	8,928	66	3,396	3,377	3,730	2,428,411	839,630	C. Y. 2005
9,417	14,610	75	3,663	7,789	8,647	3,034,478	950,524	C. Y. 2006
5,458	14,714	85	3,295	8,335	9,222	2,917,929	961,791	C. Y. 2007
4,519	17,525	51	568	14,146	15,693	2,808,377	913,080	C. Y. 2008
8,524	14,429	71	3,623	7,700	8,536	2,990,919	966,881	F. Y. 2006
5,130	15,542	82	2,415	10,123	11,213	2,937,365	950,151	F. Y. 2007
1,259	4,302	11	56	3,571	3,964	696,946	221,088	Q1 2008
1,149	4,073	12	65	3,365	3,736	724,807	226,956	Q2
1,181	4,943	16	288	3,840	4,254	773,027	246,602	Q3
930	4,208	12	159	3,370	3,738	613,597	218,434	Q4
417	1,421	3	9	1,192	1,323	223,090	73,350	Jan 2008
412	1,511	5	15	1,259	1,398	231,719	72,098	Feb
430	1,369	3	32	1,120	1,243	242,137	75,639	Mar
400	1,587	4	16	1,321	1,468	236,554	73,786	Apr
358	1,151	3	20	950	1,054	234,366	76,063	May
391	1,335	5	29	1,094	1,213	253,887	77,107	Jun
415	1,820	7	149	1,364	1,508	278,054	84,449	Jul
397	1,566	4	94	1,213	1,345	244,570	82,123	Aug
369	1,557	5	45	1,263	1,401	250,403	80,030	Sep
342	1,256	4	17	1,043	1,156	238,755	77,702	Oct
307	1,293	4	40	1,046	1,160	204,671	72,166	Nov
281	1,658	4	102	1,281	1,421	170,171	68,566	Dec

天然ガス Natural gas 1000m <sup>3</sup>	都市ガス (A) Town gas(A) 1000m <sup>3</sup>	都市ガス (B) Town gas(B) 1000m <sup>3</sup>	電力 Electricity 1000kwh	電子計算機・関連装置・電子応用装置(5)				Year, quarter and month
				計 (原油換算) Total (Crude petroleum equivalent) kl	石油系燃料 (原油換算) Oil based fuels (Crude petroleum equivalent) kl	ガソリン Gasoline kl	灯油 Kerosene kl	
851	25,912	29,838	8,283,938	109,472	6,997	16	234	C. Y. 2004
269	26,346	30,600	8,138,219	96,842	3,990	15	243	C. Y. 2005
68	37,083	39,751	9,195,222	188,390	4,546	11	328	C. Y. 2006
70	41,682	45,973	9,269,626	212,886	4,129	14	256	C. Y. 2007
647	36,851	41,174	9,003,842	227,593	4,290	8	257	C. Y. 2008
68	38,793	41,499	9,331,507	194,944	4,294	11	256	F. Y. 2006
69	42,134	46,404	9,205,410	220,330	4,338	15	269	F. Y. 2007
17	10,045	11,092	2,157,955	57,761	1,793	4	110	Q1 2008
25	8,599	9,647	2,254,280	55,331	817	1	42	Q2
576	9,504	10,660	2,435,929	59,061	666	1	40	Q3
29	8,703	9,776	2,155,678	55,439	1,015	2	65	Q4
6	3,602	3,933	711,616	19,311	656	2	39	Jan 2008
5	3,219	3,573	701,764	18,587	643	1	42	Feb
6	3,224	3,586	744,575	19,864	493	1	29	Mar
6	2,919	3,272	729,256	18,438	354	1	17	Apr
6	2,807	3,151	756,014	18,438	246	—	12	May
13	2,873	3,224	769,010	18,455	217	—	13	Jun
317	3,288	3,687	834,135	19,855	224	—	15	Jul
176	3,036	3,407	811,914	19,992	221	1	12	Aug
83	3,180	3,565	789,880	19,214	222	—	13	Sep
11	2,878	3,234	772,416	18,794	247	1	13	Oct
9	2,793	3,138	713,864	18,323	335	1	24	Nov
9	3,032	3,403	669,398	18,322	433	—	28	Dec

年・期・月	Computers and related equipment associated electronic equipments							
	軽油	重油計	A重油	液化石油ガス	非石油系燃料 (原油換算)	都市ガス (A)	都市ガス (B)	電力
	Gas oil kl	Heavy fuel oil Total kl	Heavy fuel oil A kl	LPG t	Non-oil based fuels (Crude petro- leum equivalent) kl	Town gas(A) 1000m <sup>3</sup>	Town gas(B) 1000m <sup>3</sup>	Electricity 1000kwh
平成16年	12	5,385	5,385	939	1,367	1,430	1,271	1,072,859
17	1	2,520	2,520	885	1,420	1,226	1,320	970,182
18	—	3,053	3,053	834	14,481	12,273	13,459	1,797,130
19	—	3,015	3,015	597	17,446	14,798	16,215	2,030,022
20	—	2,816	2,816	910	19,621	16,857	18,476	2,189,571
平成18年度	—	2,946	2,946	778	15,196	12,889	14,123	1,861,768
19	—	3,004	3,004	768	18,159	15,475	16,957	2,106,101
20年1~3月	—	1,248	1,248	323	6,526	5,609	6,145	531,507
4~6	—	538	538	177	4,301	3,694	4,050	539,793
7~9	—	351	351	208	3,678	3,163	3,464	588,196
10~12	—	679	679	202	5,116	4,391	4,817	530,075
平成20年1月	—	455	455	120	2,331	2,003	2,195	175,485
2	—	455	455	109	2,072	1,782	1,951	170,610
3	—	338	338	94	2,123	1,824	1,999	185,412
4	—	245	245	68	1,695	1,455	1,596	176,190
5	—	163	163	53	1,330	1,142	1,252	181,269
6	—	130	130	56	1,277	1,097	1,202	182,334
7	—	114	114	72	1,289	1,109	1,214	197,171
8	—	113	113	72	1,178	1,013	1,110	199,870
9	—	124	124	64	1,211	1,041	1,140	191,155
10	—	159	159	56	1,319	1,132	1,242	185,205
11	—	226	226	63	1,646	1,413	1,550	175,679
12	—	294	294	83	2,150	1,846	2,025	169,191

年・期・月	→							
	炭化水素油	液化石油ガス	非石油系燃料 (原油換算)	石炭コークス	天然ガス	液化天然ガス	都市ガス (A)	都市ガス (B)
	Hydrocarbon oil kl	LPG t	Non-oil based fuels (Crude petro- leum equivalent) kl	Coal coke t	Natural gas 1000m <sup>3</sup>	LNG t	Town gas(A) 1000m <sup>3</sup>	Town gas(B) 1000m <sup>3</sup>
平成16年	3,675	127,160	420,452	80,140	14,467	4,242	293,663	312,072
17	97	122,975	447,412	74,403	14,765	18,273	309,032	322,429
18	—	125,595	480,559	71,751	21,820	26,233	322,035	337,604
19	—	104,673	500,805	69,152	27,412	27,588	322,137	350,963
20	—	93,761	497,292	60,083	26,848	26,485	325,834	361,674
平成18年度	—	120,033	478,363	70,102	25,055	27,014	315,235	332,515
19	—	102,522	515,391	69,790	27,583	27,342	329,935	365,789
20年1~3月	—	29,789	151,708	17,380	8,562	7,768	100,079	111,035
4~6	—	21,303	114,051	16,334	6,166	6,157	73,036	81,001
7~9	—	21,049	118,187	15,391	6,009	6,365	77,012	85,460
10~12	—	21,620	113,347	10,978	6,111	6,195	75,707	84,177
平成20年1月	—	9,649	48,855	5,298	2,711	2,397	32,600	36,159
2	—	10,734	55,605	6,054	3,071	2,841	36,962	41,003
3	—	9,406	47,248	6,028	2,780	2,530	30,517	33,874
4	—	7,301	37,736	5,358	2,111	2,064	24,108	26,724
5	—	6,674	35,949	5,209	1,911	1,860	23,125	25,630
6	—	7,328	40,366	5,767	2,144	2,233	25,803	28,648
7	—	7,851	43,886	6,297	2,212	2,353	28,259	31,351
8	—	5,746	31,486	3,702	1,688	1,605	20,803	23,080
9	—	7,452	42,815	5,392	2,109	2,407	27,950	31,028
10	—	7,464	39,690	4,652	2,066	2,378	25,822	28,699
11	—	7,443	37,064	3,960	1,971	2,131	24,417	27,150
12	—	6,713	36,592	2,366	2,074	1,686	25,468	28,328

自動車及び部品(二輪自動車を含む)(6)		Automobiles (including motorcycles) and parts							Year, quarter and month
計 (原油換算) Total (Crude petroleum equivalent) kl	石油系燃料 (原油換算) Oil based fuels (Crude petroleum equivalent) kl	ガソリン Gasoline kl	灯油 Kerosene kl	軽油 Gas oil kl	重油計 Heavy fuel oil Total kl	A重油 Heavy fuel oil A kl	B・C重油 Heavy fuel oil B・C kl		
1,781,554	297,137	47,691	40,838	12,326	30,180	24,712	5,468	C. Y. 2004	
1,814,641	291,380	47,515	43,537	12,745	31,010	26,329	4,681	C. Y. 2005	
1,947,230	287,868	50,349	38,554	12,337	27,046	24,769	2,277	C. Y. 2006	
1,942,631	248,921	49,463	31,867	12,311	22,976	21,193	1,783	C. Y. 2007	
1,865,739	223,462	48,458	28,139	9,979	20,323	18,626	1,697	C. Y. 2008	
1,930,367	275,076	49,900	35,913	12,228	24,686	22,612	2,074	F. Y. 2006	
1,959,271	245,685	50,213	31,438	11,945	23,161	21,437	1,724	F. Y. 2007	
517,880	71,014	13,307	9,052	2,807	8,574	8,125	449	Q1 2008	
444,235	50,999	12,061	6,519	2,482	3,583	3,137	446	Q2	
487,592	51,124	11,936	6,556	2,523	4,073	3,627	446	Q3	
416,032	50,325	11,154	6,012	2,167	4,093	3,737	356	Q4	
165,397	22,905	4,062	2,974	829	2,940	2,818	122	Jan 2008	
182,341	25,837	4,590	3,315	1,007	3,471	3,304	167	Feb	
170,142	22,272	4,655	2,763	971	2,163	2,003	160	Mar	
142,996	17,067	3,831	2,160	785	1,222	1,072	150	Apr	
141,793	15,863	3,728	2,035	770	1,067	916	151	May	
159,446	18,069	4,502	2,324	927	1,294	1,149	145	Jun	
177,378	19,098	4,465	2,494	942	1,490	1,325	165	Jul	
143,232	14,029	3,225	1,761	697	1,233	1,117	116	Aug	
166,982	17,997	4,246	2,301	884	1,350	1,185	165	Sep	
154,321	17,494	4,244	1,972	824	1,206	1,054	152	Oct	
137,692	17,130	3,716	2,227	738	1,184	1,045	139	Nov	
124,019	15,701	3,194	1,813	605	1,703	1,638	65	Dec	

電力 Electricity 1000kwh	Year, quarter and month
11,289,853	C. Y. 2004
11,415,948	C. Y. 2005
12,508,405	C. Y. 2006
12,658,043	C. Y. 2007
12,308,594	C. Y. 2008
12,488,506	F. Y. 2006
12,755,175	F. Y. 2007
3,172,960	Q1 2008
3,001,244	Q2
3,421,522	Q3
2,712,868	Q4
1,006,610	Jan 2008
1,084,664	Feb
1,081,686	Mar
948,070	Apr
967,299	May
1,085,875	Jun
1,229,744	Jul
1,050,457	Aug
1,141,321	Sep
1,044,219	Oct
897,609	Nov
771,040	Dec

⑨ 機械器具製品  
一次投入燃料換算表  
Machinery products  
Conversion table for primary input fuel

年・期・月	機械工業 Machinery		ガソリン Gasoline	灯油 Kerosene	軽油 Gas oil	重油計 Heavy fuel oil Total	A重油 Heavy fuel oil A	B・C重油 Heavy fuel oil B・C
	計 (原油換算) Total (Crude petroleum equivalent)	石油系燃料 (原油換算) Oil based fuels (Crude petroleum equivalent)						
	kl	kl						
平成16年	5,704,615	1,227,322	82,286	143,431	55,861	608,850	564,643	44,207
17	5,759,675	1,086,030	80,848	126,340	55,752	504,172	471,713	32,459
18	6,300,681	981,926	83,911	136,326	55,751	403,736	379,057	24,679
19	6,301,390	808,855	81,311	107,361	53,891	312,708	291,536	21,172
20	5,954,524	690,897	76,979	96,153	52,652	248,049	233,162	14,887
平成18年度	6,265,701	916,415	82,852	125,122	55,075	364,016	341,333	22,683
19	6,337,910	789,024	81,908	105,196	54,372	303,010	281,685	21,325
20年1~3月	1,663,461	237,362	21,253	34,190	14,226	101,707	96,024	5,683
4~6	1,391,638	147,671	19,212	20,941	12,756	45,723	42,824	2,899
7~9	1,553,424	156,096	19,018	22,623	13,154	49,907	46,751	3,156
10~12	1,346,001	149,766	17,496	18,399	12,516	50,712	47,563	3,149
平成20年1月	543,664	80,319	6,520	11,518	4,159	36,748	34,480	2,268
2	577,382	87,424	7,326	12,612	5,001	38,741	36,839	1,902
3	542,415	69,620	7,407	10,060	5,066	26,218	24,705	1,513
4	457,377	51,933	6,054	7,299	4,338	17,199	16,090	1,109
5	444,249	45,349	6,118	6,387	3,872	13,596	12,554	1,042
6	490,011	50,389	7,040	7,255	4,546	14,928	14,180	748
7	552,188	57,550	7,084	8,113	4,732	19,199	18,026	1,173
8	478,959	45,582	5,190	6,590	3,665	14,948	14,016	932
9	522,277	52,964	6,744	7,920	4,757	15,760	14,709	1,051
10	475,671	48,131	6,517	5,343	4,654	14,500	13,290	1,210
11	442,809	49,787	5,825	6,323	4,110	16,496	15,554	942
12	427,520	51,849	5,154	6,733	3,752	19,716	18,719	997

年・期・月	機械器具製品計(1~6)					→		
	液化天然ガス LNG	都市ガス(A) Town gas(A)	都市ガス(B) Town gas(B)	廃タイヤ Used tires	電力 Electricity	計 (原油換算) Total (Crude petroleum equivalent)	石油系燃料 (原油換算) Oil based fuels (Crude petroleum equivalent)	ガソリン Gasoline
	t	1000m <sup>3</sup>	1000m <sup>3</sup>	t	1000kwh	kl	kl	kl
平成16年	56,387	1,295,689	1,422,143	176	27,207,403	4,104,152	798,077	47,850
17	77,725	1,491,122	1,607,415	137	26,965,382	4,181,354	701,052	47,696
18	96,284	1,719,622	1,859,939	152	30,434,019	4,703,703	653,635	50,656
19	107,500	1,784,770	1,961,888	—	30,923,718	4,728,055	528,102	49,756
20	102,229	1,750,065	1,934,749	—	31,011,595	4,417,299	439,846	48,713
平成18年度	97,395	1,719,317	1,861,053	101	30,715,065	4,694,062	609,738	50,208
19	109,831	1,815,877	2,007,748	—	31,111,029	4,740,334	511,267	50,503
20年1~3月	28,296	511,006	564,722	—	7,544,432	1,231,977	148,918	13,375
4~6	23,430	390,380	431,603	—	7,739,115	1,041,418	96,761	12,126
7~9	26,014	449,341	496,868	—	8,590,609	1,147,619	100,817	11,995
10~12	24,489	399,338	441,556	—	7,137,439	996,285	93,349	11,217
平成20年1月	8,995	167,986	185,536	—	2,441,974	402,217	50,086	4,085
2	9,986	181,259	200,376	—	2,518,442	425,502	54,155	4,613
3	9,315	161,762	178,810	—	2,584,016	404,259	44,677	4,677
4	7,736	130,519	144,297	—	2,476,930	340,915	33,833	3,852
5	7,140	121,387	134,209	—	2,537,636	334,677	29,763	3,749
6	8,554	138,474	153,098	—	2,724,549	365,827	33,165	4,525
7	9,390	158,916	175,694	—	3,032,788	407,722	36,890	4,485
8	7,683	133,713	147,828	—	2,749,117	354,072	29,714	3,245
9	8,941	156,712	173,346	—	2,808,704	385,824	34,213	4,265
10	8,848	132,478	146,548	—	2,674,649	354,936	30,559	4,265
11	8,209	129,803	143,518	—	2,356,333	328,376	31,516	3,737
12	7,432	137,057	151,490	—	2,106,457	312,973	31,274	3,215

年・期・月	→							
	非石油系燃料 (原油換算) Non-oil based fuels (Crude petroleum equivalent)	石炭 Coal	石炭コークス Coal coke	天然ガス Natural gas	液化天然ガス LNG	都市ガス(A) Town gas(A)	都市ガス(B) Town gas(B)	電力 Electricity
	kl	t	t	1000m <sup>3</sup>	t	1000m <sup>3</sup>	1000m <sup>3</sup>	1000kwh
平成16年	1,387,257	176,388	80,433	51,634	10,545	957,513	1,050,942	20,360,788
17	1,560,241	172,266	74,615	49,858	33,579	1,107,290	1,189,872	20,373,981
18	1,824,332	188,016	71,751	56,885	48,217	1,303,349	1,400,831	23,617,518
19	1,945,071	173,449	69,152	75,253	65,575	1,350,829	1,483,086	23,926,802
20	1,761,344	48,263	60,083	75,300	61,041	1,287,773	1,424,546	23,823,165
平成18年度	1,836,646	183,082	70,102	63,468	50,961	1,306,913	1,406,485	23,850,357
19	1,971,746	177,145	69,790	76,347	67,892	1,362,525	1,507,428	24,027,893
20年1~3月	541,597	48,263	17,380	21,004	17,466	381,542	421,926	5,820,710
4~6	391,327	—	16,334	17,456	13,501	289,588	320,379	5,948,298
7~9	434,026	—	15,391	19,173	15,642	322,255	356,599	6,587,336
10~12	394,394	—	10,978	17,666	14,431	294,388	325,642	5,466,821
平成20年1月	177,198	14,779	5,298	6,725	5,501	126,126	139,393	1,880,527
2	190,655	16,521	6,054	7,137	6,209	134,735	149,058	1,942,439
3	173,745	16,963	6,028	7,142	5,756	120,680	133,475	1,997,744
4	130,123	—	5,358	5,876	4,382	96,426	106,652	1,902,308
5	123,286	—	5,209	5,427	4,044	91,503	101,244	1,952,500
6	137,918	—	5,767	6,154	5,076	101,659	112,484	2,093,491
7	155,106	—	6,297	6,808	5,738	114,521	126,715	2,319,057
8	127,480	—	3,702	6,110	4,248	95,169	105,278	2,116,445
9	151,440	—	5,392	6,255	5,656	112,566	124,606	2,151,834
10	132,664	—	4,652	6,135	5,391	97,530	107,934	2,060,916
11	129,338	—	3,960	5,889	4,812	96,123	106,327	1,800,859
12	132,392	—	2,366	5,642	4,227	100,735	111,381	1,605,045

炭化水素油 Hydrocarbon oil	液化石油ガス LPG	石油系 炭化水素ガス Hydrocarbon gas	非石油系燃料 (原油換算) Non-oil based fuels (Crude petro- leum equivalent)	石炭 Coal	石炭コークス Coal coke	コークス炉 ガス Coke oven gas	天然ガス Natural gas	Year, quarter and month
kl	t	1000m <sup>3</sup>	kl	t	t	1000m <sup>3</sup>	1000m <sup>3</sup>	
4,136	249,908	—	1,913,245	261,956	82,080	—	51,844	C. Y. 2004
1,703	240,123	—	2,132,405	255,164	77,015	—	50,090	C. Y. 2005
2,033	229,850	—	2,450,627	275,411	74,957	—	57,155	C. Y. 2006
2,252	193,433	—	2,578,258	253,875	71,452	—	75,631	C. Y. 2007
1,946	172,020	—	2,378,828	70,882	62,701	—	75,762	C. Y. 2008
1,954	220,541	—	2,454,672	269,522	72,811	—	63,769	F. Y. 2006
2,153	188,634	—	2,626,143	258,745	72,241	—	76,729	F. Y. 2007
398	52,169	—	724,291	70,882	18,166	—	21,133	Q1 2008
487	39,064	—	524,049	—	17,025	—	17,517	Q2
588	40,786	—	598,201	—	15,888	—	19,348	Q3
473	40,001	—	532,286	—	11,622	—	17,764	Q4
117	16,834	—	236,185	22,008	5,567	—	6,768	Jan 2008
144	18,746	—	255,685	23,987	6,302	—	7,186	Feb
137	16,589	—	232,421	24,888	6,297	—	7,179	Mar
157	13,519	—	175,032	—	5,581	—	5,901	Apr
126	12,267	—	162,841	—	5,424	—	5,440	May
204	13,278	—	186,176	—	6,020	—	6,176	Jun
188	14,648	—	212,517	—	6,536	—	6,863	Jul
163	12,018	—	177,646	—	3,781	—	6,173	Aug
237	14,120	—	208,038	—	5,571	—	6,312	Sep
169	13,548	—	178,735	—	4,848	—	6,168	Oct
172	13,452	—	173,829	—	4,183	—	5,917	Nov
132	13,001	—	179,722	—	2,591	—	5,679	Dec

Machinery products									Year, quarter and month
灯油 Kerosene	軽油 Gas oil	重油計 Heavy fuel oil Total	A重油 Heavy fuel oil A	B・C重油 Heavy fuel oil B・C	炭化水素油 Hydrocarbon oil	液化石油ガス LPG	石油系 炭化水素ガス Hydrocarbon gas		
kl	kl	kl	kl	kl	kl	t	1000m <sup>3</sup>		
92,838	16,379	374,850	361,489	13,362	3,675	198,277	—	C. Y. 2004	
84,389	16,791	297,415	288,288	9,128	97	193,919	—	C. Y. 2005	
95,989	16,854	237,962	233,574	4,388	—	193,902	—	C. Y. 2006	
71,946	17,957	177,834	173,191	4,643	—	162,553	—	C. Y. 2007	
63,541	15,748	133,732	130,880	2,853	—	141,222	—	C. Y. 2008	
89,293	16,859	210,427	206,467	3,960	—	187,167	—	F. Y. 2006	
69,244	17,813	171,687	166,749	4,938	—	157,087	—	F. Y. 2007	
21,115	4,245	55,178	53,574	1,605	—	43,375	—	Q1 2008	
15,486	3,934	24,682	24,236	446	—	32,326	—	Q2	
15,870	4,011	27,591	27,145	446	—	32,931	—	Q3	
11,069	3,557	26,282	25,926	356	—	32,589	—	Q4	
6,545	1,319	20,054	19,320	733	—	14,191	—	Jan 2008	
7,634	1,492	20,818	20,229	589	—	15,436	—	Feb	
6,936	1,434	14,306	14,024	282	—	13,748	—	Mar	
5,312	1,264	9,319	9,169	150	—	11,195	—	Apr	
4,656	1,215	7,216	7,065	151	—	10,292	—	May	
5,518	1,455	8,147	8,002	145	—	10,839	—	Jun	
5,849	1,424	10,259	10,094	165	—	11,861	—	Jul	
4,651	1,136	8,491	8,375	116	—	9,681	—	Aug	
5,370	1,451	8,841	8,676	165	—	11,389	—	Sep	
3,415	1,342	7,723	7,571	152	—	10,959	—	Oct	
3,792	1,189	8,831	8,692	139	—	11,038	—	Nov	
3,862	1,026	9,728	9,663	65	—	10,592	—	Dec	

土木建設機械(1) Civil engineering machinery										Year, quarter and month
計 (原油換算) Total (Crude petro- leum equivalent)	石油系燃料 (原油換算) Oil based fuels (Crude petro- leum equivalent)	ガソリン Gasoline	灯油 Kerosene	軽油 Gas oil	重油計 Heavy fuel oil Total	A重油 Heavy fuel oil A	液化石油ガス LPG			
kl	kl	kl	kl	kl	kl	kl	t			
64,687	20,085	35	2,331	3,958	6,410	6,410	5,551	C. Y. 2004		
62,603	14,542	42	507	3,950	2,987	2,987	5,334	C. Y. 2005		
71,475	17,983	122	496	4,279	2,976	2,976	7,664	C. Y. 2006		
76,559	18,807	99	824	5,056	3,459	3,459	7,099	C. Y. 2007		
76,849	15,989	108	1,022	5,225	2,242	2,242	5,766	C. Y. 2008		
71,146	18,597	121	629	4,308	3,311	3,311	7,751	F. Y. 2006		
78,324	18,262	103	823	5,239	3,221	3,221	6,768	F. Y. 2007		
21,683	4,942	28	344	1,278	865	865	1,883	Q1 2008		
17,795	3,770	30	230	1,335	417	417	1,374	Q2		
19,925	3,854	24	183	1,358	658	658	1,273	Q3		
17,446	3,423	26	265	1,254	302	302	1,236	Q4		
7,035	1,551	8	125	440	250	250	567	Jan 2008		
7,790	1,885	10	123	433	358	358	744	Feb		
6,857	1,505	10	96	405	257	257	572	Mar		
6,036	1,314	9	83	439	141	141	501	Apr		
5,373	1,129	10	76	408	97	97	421	May		
6,386	1,326	11	71	488	179	179	452	Jun		
7,234	1,403	9	71	441	275	275	472	Jul		
6,034	1,107	7	66	399	205	205	337	Aug		
6,657	1,344	8	46	518	178	178	464	Sep		
6,158	1,215	8	75	476	86	86	447	Oct		
5,657	1,107	9	68	406	95	95	414	Nov		
5,632	1,100	9	122	372	121	121	375	Dec		

年・期・月					金属工作機械及び金属加工機械(2) →			
	非石油系燃料 (原油換算) Non-oil based fuels (Crude petroleum equivalent)	都市ガス (A) Town gas(A)	都市ガス (B) Town gas(B)	電力 Electricity	計 (原油換算) Total (Crude petroleum equivalent)	石油系燃料 (原油換算) Oil based fuels (Crude petroleum equivalent)	ガソリン Gasoline	灯油 Kerosene
	kl	1000m <sup>3</sup>	1000m <sup>3</sup>	1000kwh	kl	kl	kl	kl
平成16年	9,167	7,705	8,520	376,011	95,191	21,410	76	2,700
17	10,685	9,037	9,931	396,600	95,370	20,516	93	2,199
18	12,099	10,280	11,246	439,222	114,867	29,508	85	1,737
19	13,916	11,839	12,934	465,155	115,816	30,884	113	2,160
20	15,919	13,685	14,990	483,110	108,183	29,869	70	3,546
平成18年度	11,136	9,478	10,350	439,444	115,143	30,646	89	1,613
19	15,472	13,201	14,445	474,741	115,785	31,323	104	2,749
20年1~3月	5,286	4,538	4,977	123,143	29,994	8,806	19	1,227
4~6	3,214	2,764	3,026	116,212	25,245	7,219	17	810
7~9	3,855	3,316	3,630	131,330	27,992	6,919	17	690
10~12	3,565	3,067	3,357	112,425	24,952	6,925	17	819
平成20年1月	1,836	1,577	1,729	39,215	9,816	2,779	8	395
2	1,950	1,674	1,836	42,511	10,642	3,174	6	448
3	1,499	1,287	1,411	41,417	9,536	2,852	5	384
4	1,127	969	1,061	38,641	8,926	2,770	6	300
5	916	788	863	35,763	7,376	1,997	5	231
6	1,171	1,007	1,102	41,808	8,943	2,452	6	279
7	1,417	1,219	1,335	47,445	10,097	2,411	5	241
8	1,200	1,033	1,130	40,065	8,465	1,931	6	222
9	1,237	1,064	1,165	43,820	9,431	2,577	6	227
10	1,127	970	1,061	41,018	8,968	2,611	5	155
11	1,097	944	1,033	37,111	7,800	2,033	5	299
12	1,341	1,153	1,262	34,297	8,184	2,281	7	365

年・期・月					電子部品(3) Parts for electronic equipment →			
	液化天然ガス LNG	都市ガス (A) Town gas(A)	都市ガス (B) Town gas(B)	電力 Electricity	計 (原油換算) Total (Crude petroleum equivalent)	石油系燃料 (原油換算) Oil based fuels (Crude petroleum equivalent)	ガソリン Gasoline	灯油 Kerosene
	t	1000m <sup>3</sup>	1000m <sup>3</sup>	1000kwh	kl	kl	kl	kl
平成16年	792	18,084	20,170	538,181	277,845	19,636	—	3,415
17	806	20,710	23,108	516,506	346,156	24,624	—	5,027
18	814	20,770	22,791	633,229	492,437	31,072	23	7,329
19	814	20,946	22,883	627,369	419,217	21,189	—	3,220
20	788	20,177	22,040	578,260	363,892	16,938	—	3,154
平成18年度	809	20,032	21,929	633,941	506,628	27,872	18	4,400
19	798	21,373	23,336	620,391	388,724	20,078	—	3,269
20年1~3月	212	6,317	6,893	145,806	92,321	5,710	—	918
4~6	161	4,114	4,505	139,905	91,484	3,670	—	771
7~9	210	4,931	5,371	162,045	100,169	3,850	—	790
10~12	206	4,816	5,270	130,505	79,917	3,708	—	675
平成20年1月	74	2,123	2,316	48,031	29,759	1,940	—	313
2	73	2,318	2,527	50,318	30,841	1,997	—	321
3	65	1,876	2,051	47,456	31,721	1,773	—	284
4	56	1,587	1,738	45,489	30,381	1,337	—	252
5	48	1,006	1,102	44,525	29,365	1,169	—	249
6	57	1,521	1,666	49,892	31,738	1,164	—	270
7	71	1,922	2,092	57,658	35,696	1,403	—	285
8	68	1,487	1,619	50,738	31,536	1,219	—	230
9	71	1,523	1,660	53,648	32,937	1,228	—	275
10	59	1,623	1,779	47,133	30,218	1,085	—	239
11	61	1,533	1,678	41,902	26,096	1,200	—	214
12	85	1,659	1,813	41,470	23,602	1,423	—	222

年・期・月					電子管・半導体素子・集積回路(4) Electron tubes, semiconductors, integrated circuits →			
	都市ガス (A) Town gas(A)	都市ガス (B) Town gas(B)	電力 Electricity	計 (原油換算) Total (Crude petroleum equivalent)	石油系燃料 (原油換算) Oil based fuels (Crude petroleum equivalent)	ガソリン Gasoline	灯油 Kerosene	軽油 Gas oil
	1000m <sup>3</sup>	1000m <sup>3</sup>	1000kwh	kl	kl	kl	kl	kl
平成16年	82,192	91,428	1,670,575	1,144,363	121,244	32	18,795	—
17	108,605	117,093	1,975,026	1,126,797	103,684	31	17,655	—
18	181,342	199,187	2,502,527	1,267,024	126,616	66	41,605	6
19	130,414	142,319	2,462,688	1,272,377	103,119	67	30,379	—
20	102,506	111,385	2,393,704	1,162,604	70,772	69	25,239	—
平成18年度	196,085	215,674	2,491,296	1,279,135	124,547	69	42,740	—
19	105,617	114,630	2,489,929	1,250,787	92,851	68	27,757	—
20年1~3月	25,820	28,020	596,665	290,698	21,046	17	7,884	—
4~6	24,705	26,856	623,879	287,331	17,259	17	7,019	—
7~9	28,846	31,422	656,929	310,300	19,448	17	7,553	—
10~12	23,136	25,087	516,230	274,276	13,020	18	2,782	—
平成20年1月	8,329	9,038	191,751	97,036	6,523	5	2,062	—
2	8,715	9,458	197,033	94,797	7,255	6	2,747	—
3	8,776	9,525	207,882	98,865	7,268	6	3,075	—
4	8,366	9,119	203,582	94,253	6,052	5	2,445	—
5	7,968	8,643	200,467	95,613	5,460	6	2,022	—
6	8,371	9,094	219,830	97,465	5,747	6	2,552	—
7	9,966	10,852	237,191	106,250	6,742	6	2,729	—
8	9,014	9,812	207,524	103,410	6,427	6	2,334	—
9	9,866	10,757	212,215	100,640	6,279	5	2,490	—
10	8,608	9,350	201,537	96,387	4,302	7	943	—
11	7,204	7,797	172,869	90,434	4,194	6	810	—
12	7,324	7,941	141,824	87,454	4,524	5	1,029	—

Metal working machinery and metal processing machinery									Year, quarter and month
軽油	重油計	A重油	B・C重油	液化石油ガス	石油系炭化水素ガス	非石油系燃料(原油換算)	石炭コークス		
Gas oil	Heavy fuel oil Total	Heavy fuel oil A	Heavy fuel oil B・C	LPG	Hydrocarbon gas	Non-oil based fuels (Crude petroleum equivalent)	Coal coke		
kl	kl	kl	kl	t	1000m <sup>3</sup>	kl	t		
83	14,868	14,775	93	2,618	—	23,062	293	C. Y. 2004	
95	14,359	14,355	4	2,683	—	26,179	212	C. Y. 2005	
109	23,403	23,403	—	2,814	—	25,683	—	C. Y. 2006	
228	26,214	26,214	—	1,253	—	25,809	—	C. Y. 2007	
180	24,979	24,979	—	786	—	24,523	—	C. Y. 2008	
132	24,732	24,732	—	2,716	—	24,754	—	F. Y. 2006	
242	26,654	26,654	—	895	—	26,173	—	F. Y. 2007	
67	7,174	7,174	—	238	—	7,624	—	Q1 2008	
26	6,124	6,124	—	170	—	5,012	—	Q2	
36	5,874	5,874	—	213	—	6,000	—	Q3	
51	5,807	5,807	—	165	—	5,887	—	Q4	
20	2,251	2,251	—	79	—	2,569	—	Jan 2008	
21	2,596	2,596	—	77	—	2,787	—	Feb	
26	2,327	2,327	—	82	—	2,269	—	Mar	
9	2,388	2,388	—	45	—	1,924	—	Apr	
8	1,652	1,652	—	73	—	1,238	—	May	
9	2,084	2,084	—	52	—	1,850	—	Jun	
9	2,055	2,055	—	71	—	2,322	—	Jul	
12	1,587	1,587	—	76	—	1,814	—	Aug	
15	2,232	2,232	—	66	—	1,863	—	Sep	
12	2,344	2,344	—	61	—	1,972	—	Oct	
16	1,661	1,661	—	39	—	1,869	—	Nov	
23	1,802	1,802	—	65	—	2,046	—	Dec	

軽油	重油計	A重油	B・C重油	炭化水素油	液化石油ガス	非石油系燃料(原油換算)	天然ガス	Year, quarter and month
Gas oil	Heavy fuel oil Total	Heavy fuel oil A	Heavy fuel oil B・C	Hydrocarbon oil	LPG	Non-oil based fuels (Crude petroleum equivalent)	Natural gas	
kl	kl	kl	kl	kl	t	kl	1000m <sup>3</sup>	
—	5,825	5,825	—	—	7,908	100,772	92	C. Y. 2004
—	6,449	6,449	—	—	10,040	135,404	66	C. Y. 2005
11	7,924	7,924	—	—	12,091	225,525	75	C. Y. 2006
26	3,861	3,861	—	—	10,743	165,942	85	C. Y. 2007
30	1,971	1,971	—	—	9,085	124,284	51	C. Y. 2008
17	6,544	6,544	—	—	12,870	243,974	71	F. Y. 2006
27	2,986	2,986	—	—	10,561	134,720	82	F. Y. 2007
7	609	609	—	—	3,213	31,108	11	Q1 2008
7	349	349	—	—	1,965	29,779	12	Q2
9	703	703	—	—	1,814	35,210	16	Q3
7	310	310	—	—	2,093	28,187	12	Q4
2	220	220	—	—	1,081	9,982	3	Jan 2008
2	216	216	—	—	1,122	10,516	5	Feb
3	173	173	—	—	1,010	10,610	3	Mar
3	120	120	—	—	742	10,106	4	Apr
2	108	108	—	—	626	9,548	3	May
2	121	121	—	—	597	10,125	5	Jun
3	265	265	—	—	657	12,229	7	Jul
3	226	226	—	—	586	11,012	4	Aug
3	212	212	—	—	571	11,969	5	Sep
2	107	107	—	—	570	10,386	4	Oct
3	93	93	—	—	686	8,815	4	Nov
2	110	110	—	—	837	8,987	4	Dec

重油計	A重油	炭化水素油	液化石油ガス	非石油系燃料(原油換算)	天然ガス	液化天然ガス	都市ガス(A)	Year, quarter and month
Heavy fuel oil Total	Heavy fuel oil A	Hydrocarbon oil	LPG	Non-oil based fuels (Crude petroleum equivalent)	Natural gas	LNG	Town gas(A)	
kl	kl	kl	t	kl	1000m <sup>3</sup>	t	1000m <sup>3</sup>	
56,289	56,289	—	34,656	331,191	37,075	2,728	240,991	C. Y. 2004
38,219	38,219	—	36,202	349,541	35,027	2,719	259,129	C. Y. 2005
34,660	34,660	—	38,887	385,256	34,910	2,595	290,998	C. Y. 2006
25,574	25,574	—	36,294	406,196	34,193	2,703	308,161	C. Y. 2007
8,573	8,573	—	29,036	349,469	32,375	2,892	264,238	C. Y. 2008
30,440	30,440	—	39,773	384,973	34,926	2,555	291,126	F. Y. 2006
21,462	21,462	—	33,721	401,789	34,160	2,802	305,122	F. Y. 2007
3,851	3,851	—	7,361	93,862	8,136	829	71,615	Q1 2008
1,506	1,506	—	6,906	84,109	7,564	848	63,569	Q2
1,729	1,729	—	8,016	89,176	9,011	661	66,659	Q3
1,486	1,486	—	6,753	82,321	7,664	554	62,395	Q4
1,252	1,252	—	2,513	32,583	2,747	301	24,975	Jan 2008
1,417	1,417	—	2,448	30,241	2,586	258	23,082	Feb
1,183	1,183	—	2,401	31,038	2,803	270	23,558	Mar
571	571	—	2,402	28,283	2,480	308	21,443	Apr
509	509	—	2,303	27,594	2,559	290	20,751	May
427	427	—	2,202	28,233	2,525	249	21,375	Jun
693	693	—	2,627	30,447	3,119	217	22,724	Jul
572	572	—	2,765	29,729	3,197	234	22,026	Aug
464	464	—	2,623	29,001	2,695	210	21,909	Sep
478	478	—	2,223	27,604	2,605	217	20,786	Oct
513	513	—	2,211	26,915	2,500	162	20,448	Nov
495	495	—	2,320	27,802	2,559	176	21,160	Dec

年・期・月	電子計算機・関連装置・電子応用装置(5) Computers and equipment associated electronic equi							
	都市ガス (B) Town gas(B)	電力 Electricity	計 (原油換算) Total (Crude petro- leum equivalent)	石油系燃料 (原油換算) Oil based fuels (Crude petro- leum equivalent)	ガソリン Gasoline	灯油 Kerosene	軽油 Gas oil	重油計 Heavy fuel oil Total
	1000m <sup>3</sup>	1000kwh	kl	kl	kl	kl	kl	kl
平成16年	267,310	7,342,133	131,087	30,578	16	371	12	27,621
17	286,415	7,147,352	108,419	13,397	15	541	1	10,444
18	319,892	8,012,992	217,200	12,899	11	516	—	10,039
19	339,924	8,096,943	244,918	12,382	14	308	—	10,118
20	290,954	7,980,398	256,731	11,632	8	257	—	9,109
平成18年度	319,666	8,166,462	223,165	12,513	11	371	—	9,884
19	336,355	8,047,976	252,966	12,567	15	274	—	10,168
20年1~3月	78,668	1,889,736	65,940	3,762	4	110	—	2,910
4~6	70,066	1,999,101	62,347	2,347	1	42	—	1,822
7~9	73,554	2,168,011	66,560	2,740	1	40	—	2,176
10~12	68,666	1,923,549	61,884	2,783	2	65	—	2,201
平成20年1月	27,373	622,748	22,351	1,258	2	39	—	952
2	25,395	615,980	21,173	1,335	1	42	—	1,033
3	25,900	651,008	22,416	1,169	1	29	—	925
4	23,597	644,115	20,802	962	1	17	—	786
5	22,888	672,508	20,647	515	—	12	—	327
6	23,581	682,478	20,899	870	—	13	—	710
7	25,080	742,407	22,404	966	—	15	—	774
8	24,299	722,979	22,301	868	1	12	—	691
9	24,176	702,625	21,855	906	—	13	—	711
10	22,947	693,173	21,087	864	1	13	—	720
11	22,482	637,756	20,597	901	1	24	—	710
12	23,237	592,620	20,200	1,018	—	28	—	771

年・期・月	自動車及び部品(二輪自動車を含む)(6) Automobiles (including motorcycles) and parts							
	ガソリン Gasoline	灯油 Kerosene	軽油 Gas oil	重油計 Heavy fuel oil Total	A重油 Heavy fuel oil A	B・C重油 Heavy fuel oil B・C	炭化水素油 Hydrocarbon oil	液化石油ガス LPG
	kl	kl	kl	kl	kl	kl	kl	t
平成16年	47,691	65,225	12,326	263,838	250,569	13,268	3,675	146,080
17	47,515	58,460	12,745	224,958	215,834	9,124	97	138,005
18	50,349	44,306	12,449	158,960	154,572	4,388	—	130,834
19	49,463	35,054	12,647	108,608	103,965	4,643	—	105,859
20	48,458	30,323	10,313	86,859	84,006	2,853	—	94,889
平成18年度	49,900	39,539	12,402	135,516	131,556	3,960	—	122,512
19	50,213	34,371	12,305	107,195	102,257	4,938	—	103,678
20年1~3月	13,307	10,632	2,893	39,770	38,165	1,605	—	30,136
4~6	12,061	6,614	2,566	14,463	14,017	446	—	21,557
7~9	11,936	6,614	2,608	16,450	16,004	446	—	21,232
10~12	11,154	6,463	2,245	16,176	15,820	356	—	21,964
平成20年1月	4,062	3,610	857	15,130	14,397	733	—	9,755
2	4,590	3,953	1,036	15,199	14,610	589	—	10,854
3	4,655	3,069	1,000	9,441	9,159	282	—	9,526
4	3,831	2,215	813	5,313	5,163	150	—	7,391
5	3,728	2,066	797	4,522	4,371	151	—	6,737
6	4,502	2,333	956	4,627	4,482	145	—	7,429
7	4,465	2,509	971	6,196	6,031	165	—	7,904
8	3,225	1,787	722	5,209	5,093	116	—	5,797
9	4,246	2,319	915	5,044	4,879	165	—	7,531
10	4,244	1,989	852	3,988	3,836	152	—	7,564
11	3,716	2,377	764	5,759	5,620	139	—	7,566
12	3,194	2,097	629	6,429	6,364	65	—	6,834

Coments						自動車及び部品(二輪自動車を含む)			Year, quarter and month
A重油 Heavy fuel oil A kl	液化石油ガス LPG t	非石油系燃料 (原油換算) Non-oil based fuels (Crude petroleum equivalent) kl	都市ガス (A) Town gas(A) 1000m <sup>3</sup>	都市ガス (B) Town gas(B) 1000m <sup>3</sup>	電力 Electricity 1000kwh	計 (原油換算) Total (Crude petroleum equivalent) kl	石油系燃料 (原油換算) Oil based fuels (Crude petroleum equivalent) kl		
27,621	1,464	6,201	6,250	5,764	1,000,710	2,390,979	585,124	C. Y. 2004	
10,444	1,654	7,745	6,654	7,198	926,098	2,442,010	524,290	C. Y. 2005	
10,039	1,612	44,943	37,994	41,772	1,690,957	2,540,700	435,556	C. Y. 2006	
10,118	1,306	51,252	43,337	47,635	1,923,621	2,599,168	341,722	C. Y. 2007	
9,109	1,659	50,639	43,430	47,682	2,090,445	2,449,040	294,646	C. Y. 2008	
9,884	1,545	45,193	38,216	42,004	1,755,700	2,498,844	395,562	F. Y. 2006	
10,168	1,463	52,642	44,698	49,115	1,998,809	2,653,748	336,186	F. Y. 2007	
2,910	544	15,358	13,172	14,461	503,319	731,342	104,653	Q1 2008	
1,822	354	12,018	10,306	11,317	515,800	557,216	62,496	Q2	
2,176	383	11,460	9,831	10,791	562,879	622,671	64,007	Q3	
2,201	378	11,803	10,120	11,114	508,447	537,810	63,490	Q4	
952	196	5,647	4,841	5,317	166,047	236,219	36,035	Jan 2008	
1,033	191	4,828	4,143	4,546	161,352	260,260	38,509	Feb	
925	157	4,883	4,188	4,598	175,919	234,864	30,110	Mar	
786	115	4,270	3,662	4,021	167,372	180,518	21,398	Apr	
327	132	3,930	3,370	3,700	174,168	176,303	19,492	May	
710	107	3,819	3,275	3,596	174,259	200,395	21,606	Jun	
774	129	3,894	3,341	3,666	188,606	226,041	23,965	Jul	
691	120	3,614	3,101	3,403	191,559	182,326	18,162	Aug	
711	134	3,952	3,390	3,722	182,713	214,304	21,880	Sep	
720	94	3,735	3,202	3,517	177,252	192,117	20,481	Oct	
710	122	4,146	3,554	3,904	167,160	177,792	22,081	Nov	
771	162	3,923	3,364	3,694	164,036	167,901	20,928	Dec	

非石油系燃料 (原油換算) Non-oil based fuels (Crude petroleum equivalent) kl	石炭 Coal t	石炭コークス Coal coke t	天然ガス Natural gas 1000m <sup>3</sup>	液化天然ガス LNG t	都市ガス (A) Town gas(A) 1000m <sup>3</sup>	都市ガス (B) Town gas(B) 1000m <sup>3</sup>	電力 Electricity 1000kwh	Year, quarter and month
916,864	176,388	80,140	14,467	5,411	602,290	657,750	9,433,178	C. Y. 2004
1,030,687	172,266	74,403	14,765	23,500	703,155	746,127	9,412,398	C. Y. 2005
1,130,826	188,016	71,751	21,900	37,003	761,965	805,942	10,338,592	C. Y. 2006
1,281,957	173,410	69,152	40,975	53,136	836,133	917,390	10,351,026	C. Y. 2007
1,196,510	48,256	60,083	42,874	53,155	843,736	937,495	10,297,248	C. Y. 2008
1,126,616	183,074	70,102	28,471	39,290	751,976	796,863	10,363,513	F. Y. 2006
1,340,949	177,107	69,790	42,105	56,089	872,514	969,547	10,396,046	F. Y. 2007
388,359	48,256	17,380	12,857	15,477	260,080	288,906	2,562,041	Q1 2008
257,195	—	16,334	9,880	11,611	184,130	204,609	2,553,401	Q2
288,325	—	15,391	10,146	13,480	208,672	231,832	2,906,141	Q3
262,630	—	10,978	9,990	12,586	190,855	212,147	2,275,665	Q4
124,581	14,772	5,298	3,975	4,856	84,281	93,620	812,736	Jan 2008
140,333	16,521	6,054	4,546	5,548	94,804	105,296	875,245	Feb
123,446	16,963	6,028	4,336	5,073	80,995	89,990	874,061	Mar
84,412	—	5,358	3,392	3,722	60,399	67,116	803,109	Apr
80,060	—	5,209	2,865	3,447	57,621	64,048	825,069	May
92,722	—	5,767	3,624	4,442	66,110	73,445	925,223	Jun
104,797	—	6,297	3,682	4,957	75,349	83,690	1,045,750	Jul
80,110	—	3,702	2,909	3,530	58,509	65,015	903,579	Aug
103,419	—	5,392	3,555	4,993	74,814	83,127	956,812	Sep
87,840	—	4,652	3,526	4,795	62,341	69,280	900,804	Oct
86,496	—	3,960	3,385	4,213	62,440	69,433	744,062	Nov
88,294	—	2,366	3,079	3,578	66,074	73,434	630,798	Dec

(3) 指定生産品目別燃料在庫量の推移 Trends of Inventory

		① 化学工業製品 Chemical products							
		石油化学 Petro-chemicals							
年・期・月	NGL・コンデンサート	ナフサ	改質生成油	灯油	軽油	A重油	B・C重油	液化石油ガス	
	Natural gas liquids	Naphtha	Oil produced by conversion	Kerosene	Gas oil	Heavy fuel oil A	Heavy fuel oil B・C	LPG	
	kl	kl	kl	kl	kl	kl	kl	t	
平成16年	2,605	823,558	21,664	5,748	—	1,291	30,576	26,124	
17	57,833	707,185	18,282	5,660	—	1,115	36,477	28,608	
18	14,634	725,246	10,578	4,666	11,499	963	37,357	28,302	
19	23,670	754,151	12,617	5,666	10,603	648	32,757	31,651	
20	4,870	898,842	10,385	7,106	8,163	1,370	32,134	36,682	
平成18年度	47,648	715,304	18,663	5,159	8,250	1,194	35,296	36,473	
19	16,412	723,532	9,376	7,293	8,164	1,007	28,486	33,829	
20年1～3月	16,412	723,532	9,376	7,293	8,164	1,007	28,486	33,829	
4～6	15,194	639,424	14,031	6,303	9,543	830	31,805	32,402	
7～9	—	732,990	17,945	7,254	—	637	32,622	30,976	
10～12	4,870	898,842	10,385	7,106	8,163	1,370	32,134	36,682	
平成20年1月	23,748	765,100	13,859	4,240	13,016	744	28,568	32,856	
2	7,678	743,925	11,123	4,740	11,924	1,061	33,595	27,745	
3	16,412	723,532	9,376	7,293	8,164	1,007	28,486	33,829	
4	25,826	653,965	20,055	7,091	9,587	922	35,990	34,582	
5	22,738	742,729	12,019	7,464	7,099	762	33,152	35,393	
6	15,194	639,424	14,031	6,303	9,543	830	31,805	32,402	
7	9,418	698,886	19,326	6,546	8,826	975	33,527	29,978	
8	40,295	709,646	20,129	5,813	8,713	964	31,875	32,026	
9	—	732,990	17,945	7,254	—	637	32,622	30,976	
10	6,739	839,917	5,896	6,595	10,942	650	35,085	28,617	
11	1,256	838,429	13,000	5,904	7,818	712	32,684	26,322	
12	4,870	898,842	10,385	7,106	8,163	1,370	32,134	36,682	

		ソーダ工業薬品 Soda products							
		液化石油ガス	オイルコークス	石炭	灯油	A重油	B・C重油	液化石油ガス	オイルコークス
年・期・月	LPG	Petroleum coke	Coal	Kerosene	Heavy fuel oil A	Heavy fuel oil B・C	LPG	Petroleum coke	
	t	t	t	kl	kl	kl	t	t	
	平成16年	411	161,373	83,551	5	1,745	23,534	—	82,499
17	36	113,177	73,383	25	1,567	22,161	6	62,642	
18	99	129,610	58,046	222	3,832	14,120	7	40,206	
19	90	130,465	46,274	156	2,870	13,017	7	58,293	
20	305	134,917	87,455	3	3,540	8,374	2	45,025	
平成18年度	205	83,506	38,161	175	3,526	12,040	—	30,860	
19	194	27,623	22,272	125	1,872	10,374	5	36,163	
20年1～3月	194	27,623	22,272	125	1,872	10,374	5	36,163	
4～6	289	148,616	55,518	1	2,007	10,830	—	23,786	
7～9	355	168,540	98,474	115	2,363	7,854	6	35,138	
10～12	305	134,917	87,455	3	3,540	8,374	2	45,025	
平成20年1月	362	95,407	41,008	213	2,645	11,622	7	62,463	
2	285	58,171	32,229	143	2,193	11,958	6	53,219	
3	194	27,623	22,272	125	1,872	10,374	5	36,163	
4	119	47,251	17,460	—	1,658	7,278	8	19,152	
5	399	38,733	59,367	2	2,552	10,461	5	43,558	
6	289	148,616	55,518	1	2,007	10,830	—	23,786	
7	135	116,813	54,949	2	2,190	10,830	—	23,786	
8	74	82,391	43,841	93	3,035	6,862	4	32,636	
9	355	168,540	98,474	115	2,363	7,854	6	35,138	
10	210	124,372	92,954	3	3,353	8,061	5	65,353	
11	147	147,326	85,103	2	3,216	7,705	—	43,547	
12	305	134,917	87,455	3	3,540	8,374	2	45,025	

							板ガラス Sheet glass		
		液化石油ガス	オイルコークス	石炭	石炭コークス	廃タイヤ	灯油	A重油	B・C重油
年・期・月	LPG	Petroleum coke	Coal	Coal coke	Used tires	Kerosene	Heavy fuel oil A	Heavy fuel oil B・C	
	t	t	t	t	t	kl	kl	kl	
	平成16年	—	190,526	804,446	—	11,174	56	139	17,385
17	—	226,831	768,580	—	9,993	49	179	16,936	
18	—	214,745	713,605	—	9,800	54	161	18,425	
19	—	163,533	702,817	—	12,536	39	159	17,437	
20	—	217,306	878,098	—	7,528	45	146	17,879	
平成18年度	—	185,316	609,988	—	8,252	40	141	16,462	
19	—	203,043	627,156	—	8,041	55	146	14,092	
20年1～3月	—	203,043	627,156	—	8,041	55	146	14,092	
4～6	—	227,613	760,820	—	8,270	52	135	17,399	
7～9	—	158,833	769,868	—	8,982	51	187	17,075	
10～12	—	217,306	878,098	—	7,528	45	146	17,879	
平成20年1月	—	151,731	673,690	—	12,512	36	49	17,500	
2	—	158,908	598,407	—	10,449	60	136	12,583	
3	—	203,043	627,156	—	8,041	55	146	14,092	
4	—	164,703	730,845	—	8,104	52	155	16,883	
5	—	179,984	798,152	—	9,756	12	221	14,887	
6	—	227,613	760,820	—	8,270	52	135	17,399	
7	—	192,078	722,106	—	10,244	12	183	15,446	
8	—	155,918	729,410	—	9,663	54	210	13,440	
9	—	158,833	769,868	—	8,982	51	187	17,075	
10	—	145,688	864,682	—	7,898	8	141	18,588	
11	—	196,295	875,639	—	7,153	52	160	16,569	
12	—	217,306	878,098	—	7,528	45	146	17,879	

オイルコークス Petroleum coke	石炭 Coal	タール Tar	アンモニア及びアンモニア誘導品 Ammonia and ammonia-derived products					Year, quarter and month
			NGL・コンデナート	ナフサ	軽油	A重油	B・C重油	
			Natural gas liquids・Condensate	Naphtha	Gas oil	Heavy fuel oil A	Heavy fuel oil B・C	
t	t	t	kl	kl	kl	kl	kl	
45,070	47,351	7,493	543	2,286	—	203	1,880	C. Y. 2004
34,950	48,832	5,949	—	5,965	—	266	1,851	C. Y. 2005
25,324	45,980	—	—	2,099	—	554	4,912	C. Y. 2006
41,684	51,439	—	—	1,966	—	209	1,492	C. Y. 2007
41,222	44,476	—	—	1,732	—	246	1,208	C. Y. 2008
42,547	37,060	—	—	2,753	—	627	11,997	F. Y. 2006
27,447	37,101	—	—	2,068	—	123	1,314	F. Y. 2007
27,447	37,101	—	—	2,068	—	123	1,314	Q1 2008
13,782	94,017	—	—	2,031	—	133	1,157	Q2
40,961	78,411	—	—	1,689	—	238	1,210	Q3
41,222	44,476	—	—	1,732	—	246	1,208	Q4
41,228	52,244	—	—	2,156	—	175	1,450	Jan 2008
33,646	48,052	—	—	2,101	—	175	1,350	Feb
27,447	37,101	—	—	2,068	—	123	1,314	Mar
22,628	50,562	—	—	2,146	—	235	1,380	Apr
34,683	67,535	—	—	2,280	—	152	1,367	May
13,782	94,017	—	—	2,031	—	133	1,157	Jun
26,901	82,554	—	—	2,315	—	97	948	Jul
42,289	87,817	—	—	1,337	—	236	585	Aug
40,961	78,411	—	—	1,689	—	238	1,210	Sep
50,807	72,381	—	—	1,762	—	68	824	Oct
53,451	59,167	—	—	1,361	—	72	400	Nov
41,222	44,476	—	—	1,732	—	246	1,208	Dec

② 窯業・土石製品 Ceramics, clay and stone products

石炭 Coal	石炭コークス Coal coke	セメント Cement						Year, quarter and month
		ガソリン	灯油	軽油	A重油	B・C重油	炭化水素油	
		Gasoline	Kerosene	Gas oil	Heavy fuel oil A	Heavy fuel oil B・C	Hydrocarbon oil	
t	t	kl	kl	kl	kl	kl	kl	
122,850	845	—	93	44	3,023	29,571	1,494	C. Y. 2004
150,321	1,824	—	73	59	3,582	32,003	2,175	C. Y. 2005
160,656	1,077	—	71	42	2,951	31,032	967	C. Y. 2006
182,559	2,183	—	45	8	3,479	30,294	2,080	C. Y. 2007
172,821	2,102	—	53	14	1,855	30,289	1,899	C. Y. 2008
149,851	1,297	—	62	22	1,920	26,802	1,169	F. Y. 2006
143,654	1,442	—	46	12	2,337	26,812	1,508	F. Y. 2007
143,654	1,442	—	46	12	2,337	26,812	1,508	Q1 2008
213,988	1,658	—	45	13	2,453	29,417	2,040	Q2
169,397	1,873	—	35	11	2,142	34,547	1,584	Q3
172,821	2,102	—	53	14	1,855	30,289	1,899	Q4
199,832	2,527	—	59	9	3,192	28,423	1,563	Jan 2008
152,211	2,540	—	57	9	3,096	29,739	1,800	Feb
143,654	1,442	—	46	12	2,337	26,812	1,508	Mar
160,793	2,280	—	37	18	3,367	39,356	2,148	Apr
169,830	2,382	—	55	15	3,338	30,280	2,381	May
213,988	1,658	—	45	13	2,453	29,417	2,040	Jun
173,168	1,892	—	62	13	2,609	37,959	1,802	Jul
167,950	1,715	—	40	12	1,880	37,234	1,875	Aug
169,397	1,873	—	35	11	2,142	34,547	1,584	Sep
195,522	1,854	—	44	11	1,720	33,231	1,866	Oct
164,503	1,964	—	28	10	1,669	32,726	1,759	Nov
172,821	2,102	—	53	14	1,855	30,289	1,899	Dec

液化石油ガス LPG	石灰 Lime							Year, quarter and month
	灯油	軽油	A重油	B・C重油	炭化水素油	液化石油ガス	オイルコークス	
	Kerosene	Gas oil	Heavy fuel oil A	Heavy fuel oil B・C	Hydrocarbon oil	LPG	Petroleum coke	
t	kl	kl	kl	kl	kl	t	t	
—	653	83	1,568	8,401	47	61	5,563	C. Y. 2004
—	754	41	1,083	8,120	73	50	5,784	C. Y. 2005
—	691	109	1,145	7,683	155	17	7,988	C. Y. 2006
—	641	70	859	7,060	257	20	16,174	C. Y. 2007
—	344	62	1,029	7,754	270	36	17,547	C. Y. 2008
—	629	67	848	7,525	143	34	5,663	F. Y. 2006
—	429	67	723	6,582	301	20	8,972	F. Y. 2007
—	429	67	723	6,582	301	20	8,972	Q1 2008
—	668	70	1,000	8,236	212	35	11,794	Q2
—	410	58	897	5,678	163	38	10,952	Q3
—	344	62	1,029	7,754	270	36	17,547	Q4
—	655	75	878	7,470	201	33	10,165	Jan 2008
—	569	68	856	7,546	251	16	12,254	Feb
—	429	67	723	6,582	301	20	8,972	Mar
—	692	49	825	7,910	118	20	6,768	Apr
—	709	50	1,026	7,947	147	33	19,314	May
—	668	70	1,000	8,236	212	35	11,794	Jun
—	522	73	1,036	6,712	206	52	14,505	Jul
—	466	63	955	6,478	201	44	7,215	Aug
—	410	58	897	5,678	163	38	10,952	Sep
—	404	150	899	6,471	184	44	8,168	Oct
—	338	52	882	6,780	183	10	8,490	Nov
—	344	62	1,029	7,754	270	36	17,547	Dec

③ 非鉄金属地金 Non-ferrous metals

年・期・月	銅 Copper		→					
	石炭 Coal	石炭コークス Coal coke	灯油 Kerosene	A重油 Heavy fuel oil A	B・C重油 Heavy fuel oil B・C	炭化水素油 Hydrocarbon oil	液化石油ガス LPG	オイルコークス Petroleum coke
	t	t	kl	kl	kl	kl	t	t
平成16年	5,677	17,857	82	25	3,246	139	52	810
17	26,816	24,997	153	65	3,769	—	56	505
18	10,663	11,662	41	147	2,657	105	43	672
19	10,191	11,321	3	140	3,870	19	46	380
20	20,301	16,477	—	505	2,866	22	48	485
平成18年度	8,935	9,820	—	114	2,126	177	41	770
19	4,729	11,684	87	124	2,612	56	32	600
20年1～3月	4,729	11,684	87	124	2,612	56	32	600
4～6	14,585	20,750	—	526	3,284	20	48	200
7～9	17,374	17,061	107	717	2,681	15	38	991
10～12	20,301	16,477	—	505	2,866	22	48	485
平成20年1月	4,670	10,637	—	114	3,144	37	24	535
2	8,596	11,731	—	117	2,551	38	33	100
3	4,729	11,684	87	124	2,612	56	32	600
4	10,987	12,899	133	710	3,253	67	40	280
5	12,633	13,114	76	776	2,999	41	39	570
6	14,585	20,750	—	526	3,284	20	48	200
7	17,723	19,375	—	271	3,106	12	55	580
8	20,358	17,763	—	727	3,144	32	45	823
9	17,374	17,061	107	717	2,681	15	38	991
10	19,822	15,895	98	679	2,296	44	53	460
11	15,950	15,820	47	634	1,718	18	28	—
12	20,301	16,477	—	505	2,866	22	48	485

年・期・月	Zinc				アルミニウム Aluminum			
	A重油 Heavy fuel oil A	B・C重油 Heavy fuel oil B・C	液化石油ガス LPG	石炭コークス Coal coke	ガソリン Gasoline	灯油 Kerosene	軽油 Gas oil	A重油 Heavy fuel oil A
	kl	kl	t	t	kl	kl	kl	kl
平成16年	596	268	365	11,641	1	1,167	1	290
17	600	395	436	14,567	1	946	1	272
18	603	351	373	12,911	1	850	1	286
19	491	427	15	13,757	1	791	1	268
20	432	404	11	15,909	1	545	1	243
平成18年度	356	140	32	6,298	1	858	1	276
19	433	378	—	7,817	1	698	1	234
20年1～3月	433	378	—	7,817	1	698	1	234
4～6	531	349	13	17,308	1	733	1	272
7～9	443	423	7	6,119	1	766	1	269
10～12	432	404	11	15,909	1	545	1	243
平成20年1月	430	353	9	16,153	1	721	1	237
2	464	400	9	10,396	1	733	1	255
3	433	378	—	7,817	1	698	1	234
4	467	520	7	12,358	1	723	1	262
5	522	290	13	18,615	1	691	1	279
6	531	349	13	17,308	1	733	1	272
7	578	354	12	19,144	1	694	1	240
8	527	312	7	11,003	1	690	1	242
9	443	423	7	6,119	1	766	1	269
10	384	96	9	13,599	1	811	1	279
11	375	311	8	12,306	1	634	1	309
12	432	404	11	15,909	1	545	1	243

年・期・月	炭化水素油 Hydrocarbon oil		Year, quarter and month
	炭化水素油 Hydrocarbon oil	液化石油ガス LPG	
	kl	t	
平成16年	818	5	C. Y. 2004
17	885	7	C. Y. 2005
18	880	6	C. Y. 2006
19	895	7	C. Y. 2007
20	1,087	6	C. Y. 2008
平成18年度	845	6	F. Y. 2006
19	846	6	F. Y. 2007
20年1～3月	846	6	Q1 2008
4～6	916	7	Q2
7～9	938	6	Q3
10～12	1,087	6	Q4
平成20年1月	854	7	Jan 2008
2	953	6	Feb
3	846	6	Mar
4	1,123	7	Apr
5	1,019	7	May
6	916	7	Jun
7	930	7	Jul
8	1,010	7	Aug
9	938	6	Sep
10	898	6	Oct
11	1,014	6	Nov
12	1,087	6	Dec

石炭 Coal	石炭コークス Coal coke	鉛 Lead			液化石油ガス LPG	石炭 Coal	石炭コークス Coal coke	亜鉛 Zinc		Year, quarter and month
		A重油 Heavy fuel oil A	B・C重油 Heavy fuel oil B・C	灯油 Kerosene				灯油 Kerosene		
t	t	kl	kl	t	t	t	kl	kl		
31,204	854	332	98	17	15	6,299	—	—	C. Y. 2004	
40,218	678	255	165	12	—	4,901	—	—	C. Y. 2005	
28,091	198	305	138	20	—	5,340	—	—	C. Y. 2006	
20,493	203	390	168	—	—	5,943	—	—	C. Y. 2007	
40,847	10,566	429	177	6	—	7,805	—	—	C. Y. 2008	
23,034	128	318	60	2	—	3,512	—	—	F. Y. 2006	
29,766	9,921	383	139	—	—	6,529	—	—	F. Y. 2007	
29,766	9,921	383	139	—	—	6,529	—	—	Q1 2008	
22,529	12,897	430	133	—	—	8,576	—	—	Q2 2008	
31,659	8,774	402	163	8	—	4,413	—	—	Q3 2008	
40,847	10,566	429	177	6	—	7,805	—	—	Q4 2008	
17,315	417	331	133	—	—	7,232	—	—	Jan 2008	
35,464	5,035	281	139	—	—	4,546	—	—	Feb 2008	
29,766	9,921	383	139	—	—	6,529	—	—	Mar 2008	
25,158	9,173	341	143	—	—	6,717	—	—	Apr 2008	
21,485	7,499	395	125	—	—	8,834	—	—	May 2008	
22,529	12,897	430	133	—	—	8,576	—	—	Jun 2008	
15,889	11,478	518	153	—	—	9,267	—	—	Jul 2008	
36,456	10,047	378	122	8	—	5,866	—	—	Aug 2008	
31,659	8,774	402	163	8	—	4,413	—	—	Sep 2008	
27,612	7,375	430	56	2	—	6,691	—	—	Oct 2008	
21,732	5,830	329	122	4	—	5,514	—	—	Nov 2008	
40,847	10,566	429	177	6	—	7,805	—	—	Dec 2008	

B・C重油 Heavy fuel oil B・C	炭化水素油 Hydrocarbon oil	液化石油ガス LPG	石炭コークス Coal coke	アルミニウム二次地金 Secondary aluminum ingots				Year, quarter and month
				灯油 Kerosene	軽油 Gas oil	A重油 Heavy fuel oil A	B・C重油 Heavy fuel oil B・C	
kl	kl	t	t	kl	kl	kl	kl	
223	—	16	—	663	20	653	289	C. Y. 2004
214	—	15	—	340	15	734	144	C. Y. 2005
238	—	14	—	177	31	940	185	C. Y. 2006
224	—	3	—	192	22	982	195	C. Y. 2007
129	—	3	—	169	18	604	181	C. Y. 2008
206	—	6	—	179	32	895	189	F. Y. 2006
183	—	3	—	251	21	1,051	197	F. Y. 2007
183	—	3	—	251	21	1,051	197	Q1 2008
188	—	3	—	285	16	958	253	Q2 2008
169	—	3	—	142	21	705	187	Q3 2008
129	—	3	—	169	18	604	181	Q4 2008
217	—	3	—	145	19	729	207	Jan 2008
189	—	3	—	145	18	840	147	Feb 2008
183	—	3	—	251	21	1,051	197	Mar 2008
202	—	3	—	298	21	898	180	Apr 2008
196	—	3	—	326	20	960	218	May 2008
188	—	3	—	285	16	958	253	Jun 2008
197	—	3	—	281	18	858	239	Jul 2008
208	—	3	—	160	17	715	203	Aug 2008
169	—	3	—	142	21	705	187	Sep 2008
195	—	3	—	135	18	691	201	Oct 2008
204	—	3	—	134	18	632	215	Nov 2008
129	—	3	—	169	18	604	181	Dec 2008

## 4. 地域別統計

## Regional statistics

## (1) 経済産業局別燃料種別エネルギー消費

Energy consumption in each region of the  
Bureau of Economy, Trade and Industry, by fuels

## 1) 固有単位表(事業所ベース)

## Table of original unit

経済産業局	合計 Total (原油換算) Crude petroleum equivalent kl	うち指定生産品目分 Specified products (原油換算) Crude petroleum equivalent kl	燃料計 (原油換算) Crude petroleum equivalent kl	Fuel total	
				石油系燃料計 (原油換算) Crude petroleum equivalent kl	Oil based fuels ガソリン Gasoline kl
1 合計 Total	239,880,449	175,540,962	224,022,780	94,431,264	78,352
ネット	185,813,344		169,955,675		
2 北海道経済産業局管内 Hokkaido Bureau of Economy, Trade and Industry	8,672,249	6,621,920	8,219,318	3,005,443	52
3 東北経済産業局管内 Tohoku Bureau of Economy, Trade and Industry	7,312,797		6,859,866		
4 関東経済産業局管内 Kanto Bureau of Economy, Trade and Industry	5,248,586	4,965,016	4,656,547	2,049,934	111
5 中部経済産業局管内 Chubu Bureau of Economy, Trade and Industry	5,247,792		4,655,753		
6 近畿経済産業局管内 Kansai Bureau of Economy, Trade and Industry	82,744,889	63,401,604	77,343,081	40,996,009	25,833
7 中国経済産業局管内 Chugoku Bureau of Economy, Trade and Industry	66,156,407		60,754,599		
8 四国経済産業局管内 Sikoku Bureau of Economy, Trade and Industry	23,825,147	17,766,229	21,770,288	10,171,080	31,672
9 九州経済産業局管内 Kyushu(Okinawa) Bureau of Economy, Trade and Industry	19,863,556	21,434,301	17,808,697	8,784,854	7,597
	22,250,791		20,255,684		
	52,327,765	38,431,973	49,700,280	19,287,594	2,932
	39,693,417		37,065,932		
	10,934,594	5,562,750	10,047,708	3,402,161	64
	7,090,915		6,204,029		
	26,931,451	17,357,169	25,084,897	6,734,189	10,091
	18,197,669		16,351,115		

## 2) 熱量単位表(事業所ベース)

## Table of energy unit

1 合計 Total	9,283,373,653	6,793,434,942	8,669,681,770	3,654,489,884	2,710,983
ネット	7,190,976,543		6,577,284,660		
2 北海道経済産業局管内 Hokkaido Bureau of Economy, Trade and Industry	335,615,926	256,268,348	318,087,495	116,310,622	1,799
3 東北経済産業局管内 Tohoku Bureau of Economy, Trade and Industry	283,005,140		265,476,709		
4 関東経済産業局管内 Kanto Bureau of Economy, Trade and Industry	203,120,438	192,145,980	180,208,353	79,332,169	3,841
5 中部経済産業局管内 Chubu Bureau of Economy, Trade and Industry	203,089,715		180,177,630		
6 近畿経済産業局管内 Kansai Bureau of Economy, Trade and Industry	3,202,226,929	2,453,642,087	2,993,177,097	1,586,545,695	893,821
7 中国経済産業局管内 Chugoku Bureau of Economy, Trade and Industry	2,560,252,699		2,351,202,867		
8 四国経済産業局管内 Sikoku Bureau of Economy, Trade and Industry	922,033,057	687,552,745	842,510,030	393,621,037	1,095,847
9 九州経済産業局管内 Kyushu(Okinawa) Bureau of Economy, Trade and Industry	768,719,520	1,129,876,687	689,196,493	339,973,916	262,854
	861,106,073		783,895,334		
	2,025,084,619	1,487,317,300	1,923,400,963	746,429,914	101,446
	1,536,135,328		1,434,451,672		
	423,168,879	215,278,481	388,846,469	131,663,637	2,224
	274,418,518		240,096,108		
	1,042,247,118	671,722,598	970,785,415	260,612,894	349,151
	704,249,550		632,787,847		

ナフサ Naphtha kl	改質生成油 Oil produced by conversion kl	灯油 Kerosene kl	軽油 Gas oil kl	A重油 Heavy fuel oil A kl	B・C重油 Heavy fuel oil B・C kl	
32,290,033	19,609,627	1,490,637	328,580	1,329,146	8,497,563	1
36,882	1,257,547	4,151	1,449	59,740	366,473	2
17,804	793,205	29,332	2,344	149,618	331,343	3
18,269,958	5,743,493	523,226	252,854	385,908	2,111,706	4
2,186,386	2,147,540	95,020	40,340	221,864	1,289,423	5
1,732,939	2,890,360	34,765	11,925	159,796	1,089,240	6
7,216,088	3,937,899	694,847	9,150	195,939	2,072,522	7
46,874	1,516,355	45,152	2,399	83,029	722,854	8
2,783,102	1,323,228	64,144	8,119	73,252	514,002	9

1,084,945,106	688,297,915	54,706,446	12,387,507	51,969,700	356,047,967	1
1,239,236	44,139,900	152,345	54,629	2,335,836	15,355,218	2
598,214	27,841,497	1,076,491	88,362	5,850,077	13,883,279	3
613,870,587	201,596,607	19,202,415	9,532,613	15,012,509	88,480,502	4
73,462,569	75,378,653	3,487,236	1,520,827	8,674,889	54,026,834	5
58,226,751	101,451,635	1,275,879	449,570	6,248,031	45,639,161	6
242,460,557	138,220,257	25,500,892	344,958	7,661,228	86,838,686	7
1,574,966	53,224,062	1,657,091	90,451	3,246,445	30,287,591	8
93,512,226	46,445,304	2,354,097	306,097	2,864,165	21,536,696	9

	経済産業局				非石油系燃料計
	炭化水素油 Hydrocarbon oil kl	液化石油ガス LPG t	石油系炭化 水素ガス Hydrocarbon gas 1000m <sup>3</sup>	オイルコークス Petroleum Coke t	(原油換算) Crude petroleum equivalent kl
1 合計 Total ネット	3,746,652	7,095,879	16,569,670	4,225,310	129,591,536
2 北海道経済産業局管内 Hokkaido Bureau of Economy, Trade and Industry	197,686	166,454	759,491	69,147	5,213,877
3 東北経済産業局管内 Tohoku Bureau of Economy, Trade and Industry	2,424	135,254	428,704	126,058	2,606,624
4 関東経済産業局管内 Kanto Bureau of Economy, Trade and Industry	1,545,857	4,475,086	7,284,392	616,433	36,347,069
5 中部経済産業局管内 Chubu Bureau of Economy, Trade and Industry	884,753	704,359	1,623,393	999,293	11,599,192
6 近畿経済産業局管内 Kansai Bureau of Economy, Trade and Industry	434,592	544,492	1,763,830	45,300	18,415,815
7 中国経済産業局管内 Chugoku Bureau of Economy, Trade and Industry	466,286	776,612	3,342,555	1,211,770	30,412,695
8 四国経済産業局管内 Sikoku Bureau of Economy, Trade and Industry	36,439	187,335	556,305	185,931	6,645,553
9 九州経済産業局管内 Kyushu(Okinawa) Bureau of Economy, Trade and Industry	178,615	106,287	811,000	971,378	18,350,711

1 合計 Total ネット	156,984,761	360,470,686	743,978,228	126,336,804	5,015,192,006
2 北海道経済産業局管内 Hokkaido Bureau of Economy, Trade and Industry	8,283,046	8,455,866	34,101,149	2,067,495	201,776,877
3 東北経済産業局管内 Tohoku Bureau of Economy, Trade and Industry	101,566	6,870,910	19,248,813	3,769,141	100,876,190
4 関東経済産業局管内 Kanto Bureau of Economy, Trade and Industry	64,771,426	227,334,379	327,069,217	18,431,355	1,406,631,443
5 中部経済産業局管内 Chubu Bureau of Economy, Trade and Industry	37,071,153	35,781,445	72,890,346	29,878,865	448,888,997
6 近畿経済産業局管内 Kansai Bureau of Economy, Trade and Industry	18,209,410	27,660,187	79,195,972	1,354,470	712,692,040
7 中国経済産業局管内 Chugoku Bureau of Economy, Trade and Industry	19,537,390	39,451,891	150,080,723	36,231,934	1,176,971,056
8 四国経済産業局管内 Sikoku Bureau of Economy, Trade and Industry	1,526,797	9,516,618	24,978,103	5,559,339	257,182,836
9 九州経済産業局管内 Kyushu(Okinawa) Bureau of Economy, Trade and Industry	7,483,973	5,399,390	36,413,905	29,044,205	710,172,567

Non-oil based fuels			電力 Electricity 1000kWh	うち購入分 among those purchased 1000kWh	蒸気 Steam t	うち受入分 among those accepted t	
石炭 Coal t	石炭コークス Coal Coke t	都市ガス (B) Town gas (B) 1000m <sup>3</sup>					
93,994,043	37,499,837	6,030,161	213,856,065	131,042,343	574,121,364	49,994,102	1
4,274,359	998,622	3,020	8,605,438	3,559,960	40,453,891	1,485,043	2
2,050,485	145,705	32,051	11,068,918	5,912,399	34,188,772	427,677	3
22,705,200	11,869,575	2,458,132	60,828,178	40,145,668	153,983,968	22,356,260	4
6,460,199	3,323,923	1,182,032	31,253,611	19,729,372	64,392,580	2,767,544	5
12,384,322	4,903,319	1,915,912	28,496,252	18,301,694	65,740,049	4,231,922	6
22,950,157	10,619,432	294,389	39,470,485	20,980,302	122,566,547	9,772,790	7
7,842,477	177,890	8,652	13,194,253	6,898,753	51,324,312	3,546,504	8
15,326,844	5,461,371	135,973	20,938,930	15,514,195	41,471,245	5,406,362	9
2,577,382,410	1,102,495,206	247,839,747	769,881,835	471,752,430	1,535,774,666	133,734,230	1
115,685,359	29,359,485	124,180	30,979,578	12,815,857	108,214,161	3,972,491	2
52,697,470	4,283,723	1,317,405	39,848,105	21,284,640	91,454,969	1,144,035	3
647,403,720	348,965,507	101,029,049	218,981,441	144,524,405	411,907,121	59,803,001	4
179,930,372	97,723,333	48,581,594	112,513,000	71,025,739	172,250,157	7,403,180	5
328,309,018	144,157,580	78,744,195	102,586,508	65,886,094	175,854,622	11,320,388	6
636,742,532	312,211,303	12,099,132	142,093,747	75,529,085	327,865,521	26,142,215	7
201,551,665	5,229,965	355,595	47,499,309	24,835,509	137,292,532	9,486,901	8
415,062,274	160,564,310	5,588,597	75,380,147	55,851,101	110,935,583	14,462,019	9

(2) 経済産業局別エネルギー消費量の推移

Energy consumption in each region of the Bureau of Economy, Trade and Industry, by industry

1) 北海道経済産業局管内 Hokkaido Bureau of Economy, Trade and Industry

年・期・月	合計 (原油換算)			燃料計 (原油換算)			ガソリン  Gasoline  kl						
	Total  (Crude petroleum equivalent) kl	うちネット (原油換算) Net (Crude petroleum equivalent) kl	うち指定 生產品目分 (原油換算) Specified Products (Crude petroleum equivalent) kl	Fuel total  (Crude petroleum equivalent) kl	Net (Crude petroleum equivalent) kl	石油系燃料 (原油換算) Oil based fuels (Crude petroleum equivalent) kl							
平成16年	8,408,519	7,170,496	6,640,295	8,001,991	6,763,968	2,917,991	50						
17	8,460,871	7,343,130	6,748,406	8,052,998	6,935,257	3,033,948	50						
18	8,377,608	7,405,896	6,809,017	7,949,682	6,977,970	3,077,859	57						
19	8,592,198	7,380,374	6,727,409	8,146,540	6,934,716	2,983,969	52						
20	8,672,249	7,312,797	6,621,920	8,219,318	6,859,866	3,005,443	52						
平成18年度	8,451,965	7,512,210	6,922,601	8,016,903	7,077,148	3,183,988	51						
19	8,754,155	7,427,261	6,710,379	8,306,357	6,979,463	3,004,288	57						
20年 1~3月	2,311,317	1,964,976	1,771,499	2,200,724	1,854,383	835,006	12						
4~6	2,054,219	1,719,587	1,577,546	1,934,750	1,600,118	710,433	14						
7~9	2,131,265	1,789,930	1,620,533	2,016,185	1,674,850	695,147	16						
10~12	2,175,448	1,838,304	1,652,342	2,067,659	1,730,515	764,857	10						
平成20年1月	798,949	681,255	615,751	763,288	645,594	293,764	6						
2	751,194	639,536	578,467	715,889	604,231	270,044	2						
3	761,174	644,185	577,281	721,547	604,558	271,198	4						
4	688,797	581,198	537,522	651,254	543,655	259,432	8						
5	704,660	589,429	540,452	662,429	547,198	239,351	3						
6	660,762	548,960	499,572	621,067	509,265	211,650	3						
7	738,375	620,599	564,409	698,918	581,142	254,717	7						
8	712,591	603,502	549,384	674,467	565,378	235,032	2						
9	680,299	565,829	506,740	642,800	528,330	205,398	7						
10	752,411	635,810	575,579	713,946	597,345	260,067	1						
11	702,700	589,591	529,974	667,180	554,071	243,269	7						
12	720,337	612,903	546,789	686,533	579,099	261,521	2						

年・期・月					非石油系燃料 (原油換算)	主要燃料	
	炭化水素油	液化石油ガス	石油系炭化 水素ガス	オイルコークス	(Crude petroleum equivalent) kl	石炭	石炭コークス
	Hydrocarbon oil kl	Liquefied petroleum gas t	Hydrocarbon gas 1000m <sup>3</sup>	Petroleum coke t		Coal t	Coal coke t
平成16年	134,164	39,688	560,037	22,136	5,083,998	4,267,959	906,198
17	196,855	77,774	757,988	42,330	5,019,049	4,161,497	905,460
18	195,087	127,730	741,639	33,762	4,871,817	3,904,105	940,666
19	193,562	141,149	714,463	40,387	5,162,570	4,139,067	970,225
20	197,686	166,454	759,491	69,147	5,213,877	4,274,359	998,622
平成18年度	193,733	145,443	767,185	34,886	4,832,914	3,840,773	946,514
19	200,988	144,419	720,780	40,760	5,302,067	4,305,197	978,125
20年 1~3月	57,002	45,838	205,797	8,511	1,365,719	1,137,648	248,603
4~6	30,286	37,008	188,001	21,786	1,224,318	979,991	242,583
7~9	53,328	44,732	186,606	17,494	1,321,038	1,067,209	257,567
10~12	57,070	38,876	179,087	21,356	1,302,802	1,089,511	249,869
平成20年1月	19,388	13,417	72,946	2,293	469,525	393,102	84,702
2	19,317	15,691	66,726	2,199	445,847	375,820	81,343
3	18,297	16,730	66,125	4,019	450,347	368,726	82,558
4	14,413	12,799	70,349	7,027	391,823	308,255	74,376
5	10,970	11,948	67,008	6,059	423,079	343,381	84,992
6	4,903	12,261	50,644	8,700	409,416	328,355	83,215
7	17,210	17,492	65,417	6,127	444,201	361,370	86,741
8	18,560	16,173	63,970	6,081	439,435	353,529	84,870
9	17,558	11,067	57,219	5,286	437,402	352,310	85,956
10	18,778	11,389	63,312	7,012	453,879	369,138	88,245
11	18,908	16,586	55,444	7,212	423,910	349,775	86,870
12	19,384	10,901	60,331	7,132	425,013	370,598	74,754

ナフサ Naphtha kl	改質生成油 Oil produced by conversion kl	灯油 Kerosene kl	軽油 Gas oil kl	A重油 Heavy fuel oil A kl	B・C重油 Heavy fuel oil B・C kl	Year, quarter and month
32,279	1,469,662	8,419	1,341	89,464	471,567	C. Y. 2004
41,844	1,347,898	7,965	1,294	97,037	400,314	C. Y. 2005
33,922	1,349,295	6,958	1,329	86,688	420,864	C. Y. 2006
29,684	1,274,859	4,855	1,423	68,750	426,474	C. Y. 2007
36,882	1,257,547	4,151	1,449	59,740	366,473	C. Y. 2008
35,851	1,411,282	6,612	1,324	84,886	419,262	F. Y. 2006
11,554	1,294,836	4,521	1,496	66,144	428,933	F. Y. 2007
—	352,467	1,119	515	19,621	116,006	Q1 2008
1,697	304,168	1,047	230	14,393	92,599	Q2
5,785	281,777	934	234	11,496	69,180	Q3
29,400	319,135	1,051	470	14,230	88,688	Q4
—	127,804	395	175	6,744	41,637	Jan 2008
—	109,716	331	184	6,430	39,294	Feb
—	114,947	393	156	6,447	35,075	Mar
1,538	111,792	365	82	5,822	28,305	Apr
—	101,581	337	80	4,614	29,472	May
159	90,795	345	68	3,957	34,822	Jun
1,410	105,073	360	79	4,584	28,413	Jul
—	96,521	297	61	3,129	21,824	Aug
4,375	80,183	277	94	3,783	18,943	Sep
6,806	113,026	282	145	4,386	29,977	Oct
9,082	95,991	306	161	4,411	28,596	Nov
13,512	110,118	463	164	5,433	30,115	Dec

都市ガス(B) Town gas(B) 1000m <sup>3</sup>	電力 Electricity 1000kWh	うち購入分 among those purchased 1000kWh	蒸気 Steam t	うち購入分 among those purchased t	Year, quarter and month
3,717	8,325,872	2,958,458	41,742,258	1,434,605	C. Y. 2004
4,983	8,558,447	2,910,115	41,518,793	1,500,121	C. Y. 2005
4,879	8,654,844	3,143,228	41,828,054	1,442,252	C. Y. 2006
4,710	8,710,238	3,321,341	42,211,690	1,481,496	C. Y. 2007
3,020	8,605,438	3,559,960	40,453,891	1,485,043	C. Y. 2008
4,719	8,712,885	3,214,008	41,854,712	1,431,426	F. Y. 2006
4,427	8,719,094	3,376,397	42,284,218	1,495,016	F. Y. 2007
1,205	2,191,506	839,969	11,090,375	404,616	Q1 2008
675	2,154,686	964,172	9,433,052	358,410	Q2
479	2,187,157	944,531	9,858,988	328,921	Q3
661	2,072,089	811,288	10,071,476	393,096	Q4
545	737,452	264,303	3,826,739	136,523	Jan 2008
334	708,401	268,218	3,611,247	130,710	Feb
326	745,653	307,448	3,652,389	137,383	Mar
282	686,528	292,215	2,992,800	126,023	Apr
223	765,312	350,561	3,210,792	114,060	May
170	702,846	321,396	3,229,460	118,327	Jun
178	732,742	317,638	3,305,928	120,314	Jul
145	737,178	307,146	3,340,630	115,977	Aug
156	717,237	319,747	3,212,430	92,630	Sep
172	736,643	303,304	3,407,338	126,739	Oct
241	668,368	266,344	3,236,729	131,287	Nov
248	667,078	241,640	3,427,409	135,070	Dec

2) 東北経済産業局管内 Tohoku Bureau of Economy, Trade and Industry

年・期・月	合計 (原油換算)			燃料計 (原油換算)		石油系燃料 (原油換算)	ガソリン  Gasoline  kl
	Total	うちネット (原油換算)	うち指定 生産品目分 (原油換算)	Fuel total	うちネット (原油換算)	Oil based fuels	
	(Crude petroleum equivalent)	(Crude petroleum equivalent)	(Crude petroleum equivalent)	(Crude petroleum equivalent)	(Crude petroleum equivalent)	(Crude petroleum equivalent)	
	kl	kl	kl	kl	kl	kl	
平成16年	4,986,882	4,983,938	4,685,849	4,470,932	4,467,988	2,023,154	45
17	4,788,506	4,785,533	4,495,214	4,260,790	4,257,817	1,984,112	42
18	4,759,752	4,756,375	4,467,212	4,181,476	4,178,099	1,822,286	108
19	4,952,888	4,949,664	4,676,464	4,351,582	4,348,358	1,904,252	120
20	5,248,586	5,247,792	4,965,016	4,656,547	4,655,753	2,049,934	111
平成18年度	4,714,920	4,711,434	4,430,528	4,125,054	4,121,568	1,715,040	118
19	5,166,853	5,163,646	4,861,919	4,562,117	4,558,910	2,083,928	119
20年 1～3月	1,433,505	1,432,711	1,357,735	1,280,238	1,279,444	612,238	33
4～6	1,299,351	1,299,351	1,228,865	1,143,328	1,143,328	497,332	27
7～9	1,256,215	1,256,215	1,188,231	1,109,815	1,109,815	450,201	26
10～12	1,259,515	1,259,515	1,190,185	1,123,166	1,123,166	490,163	25
平成20年1月	479,426	479,190	453,155	426,577	426,341	204,624	10
2	465,344	465,079	440,189	417,182	416,917	198,606	11
3	488,735	488,442	464,391	436,479	436,186	209,008	12
4	434,656	434,656	411,688	381,567	381,567	188,548	8
5	487,446	487,446	461,406	435,657	435,657	206,783	10
6	377,249	377,249	355,771	326,104	326,104	102,001	9
7	419,417	419,417	396,984	366,983	366,983	133,718	9
8	426,006	426,006	402,266	378,541	378,541	159,301	8
9	410,792	410,792	388,981	364,291	364,291	157,182	9
10	431,874	431,874	409,463	380,134	380,134	176,473	10
11	418,895	418,895	396,311	374,860	374,860	154,773	8
12	408,746	408,746	384,411	368,172	368,172	158,917	7

年・期・月	炭化水素油				非石油系燃料 (原油換算)		主要燃料	
	炭化水素油	液化石油ガス	石油系炭化 水素ガス	オイルコークス	Non-oil based fuels (Crude petroleum equivalent)	石炭	石炭コークス	
	Hydrocarbon oil	Liquefied petro- leum gas	Hydrocarbon gas	Petroleum coke	(Crude petroleum equivalent)	Coal	Coal coke	
	kl	t	1000m <sup>3</sup>	t	kl	t	t	
平成16年	455	35,165	309,030	238,337	2,447,779	1,764,979	142,088	
17	601	42,992	315,003	276,534	2,276,683	1,785,898	133,820	
18	805	63,234	319,199	230,855	2,359,201	1,834,194	142,317	
19	2,215	105,826	377,126	176,364	2,447,321	1,894,901	136,807	
20	2,424	135,254	428,704	126,058	2,606,624	2,050,485	145,705	
平成18年度	1,019	81,129	309,885	200,840	2,410,029	1,896,669	135,055	
19	2,226	123,712	410,935	173,095	2,478,178	1,910,126	144,933	
20年 1～3月	351	43,806	117,442	37,831	668,002	519,866	37,388	
4～6	441	36,543	108,764	28,612	645,991	522,035	41,770	
7～9	880	27,746	90,524	27,410	659,618	511,089	39,991	
10～12	752	27,159	111,974	32,205	633,013	497,495	26,556	
平成20年1月	124	16,919	39,207	9,438	221,954	168,352	12,441	
2	133	11,177	36,522	18,165	218,577	168,092	12,003	
3	94	15,710	41,713	10,228	227,471	183,422	12,944	
4	137	16,165	45,028	10,220	193,015	155,440	13,643	
5	163	14,039	45,671	7,791	228,874	179,301	14,249	
6	141	6,339	18,065	10,601	224,102	187,294	13,878	
7	253	7,393	23,494	11,777	233,265	182,380	13,639	
8	276	13,393	36,005	8,111	219,241	169,371	13,928	
9	351	6,960	31,025	7,522	207,112	159,338	12,424	
10	300	13,578	35,477	8,637	203,663	151,660	4,522	
11	214	7,055	35,680	13,119	220,090	173,078	9,697	
12	238	6,526	40,817	10,449	209,260	172,757	12,337	

ナフサ Naphtha kl	改質生成油 Oil produced by conversion kl	灯油 Kerosene kl	軽油 Gas oil kl	A重油 Heavy fuel oil A kl	B・C重油 Heavy fuel oil B・C kl	Year, quarter and month
122,091	200,280	32,565	1,997	215,917	777,737	C. Y. 2004
112,462	198,046	33,922	2,009	184,169	731,639	C. Y. 2005
61,401	226,002	38,435	2,559	179,002	612,500	C. Y. 2006
28,350	408,677	35,849	2,467	162,857	514,186	C. Y. 2007
17,804	793,205	29,332	2,344	149,618	331,343	C. Y. 2008
32,720	218,438	37,178	2,562	170,497	566,858	F. Y. 2006
20,758	601,675	35,198	2,487	163,550	477,396	F. Y. 2007
—	246,349	9,683	596	42,329	104,255	Q1 2008
1,815	186,085	7,939	567	39,102	76,321	Q2
—	172,959	6,377	687	33,559	82,300	Q3
15,989	187,812	5,333	494	34,628	68,467	Q4
—	75,661	3,477	178	14,072	39,882	Jan 2008
—	79,486	3,376	208	14,241	34,626	Feb
—	91,202	2,830	210	14,016	29,747	Mar
1,693	65,535	2,752	196	15,137	25,894	Apr
—	94,566	2,558	185	12,125	26,357	May
122	25,984	2,629	186	11,840	24,070	Jun
—	46,421	2,636	233	11,589	28,480	Jul
—	55,262	1,917	230	10,172	28,571	Aug
—	71,276	1,824	224	11,798	25,249	Sep
—	67,496	1,696	167	12,823	31,898	Oct
6,430	61,431	1,859	156	11,188	17,754	Nov
9,559	58,885	1,778	171	10,617	18,815	Dec

都市ガス(B) Town gas(B) 1000m <sup>3</sup>	電力 Electricity 1000kWh	うち購入分 among those purchased 1000kWh	蒸気 Steam t	うち購入分 among those purchased t	Year, quarter and month
34,604	10,893,720	5,350,977	32,484,105	84,912	C. Y. 2004
36,284	10,966,462	5,475,592	33,033,815	79,968	C. Y. 2005
30,393	11,213,554	5,983,074	32,627,490	85,702	C. Y. 2006
29,876	11,197,483	5,963,212	33,181,081	344,069	C. Y. 2007
32,051	11,068,918	5,912,399	34,188,772	427,677	C. Y. 2008
29,060	11,216,991	6,042,943	32,488,601	140,474	F. Y. 2006
31,099	11,267,009	5,985,168	33,897,408	401,365	F. Y. 2007
8,543	2,883,515	1,515,129	9,209,236	135,839	Q1 2008
7,336	2,807,928	1,556,496	8,206,009	104,391	Q2
8,114	2,795,660	1,472,366	8,460,812	95,593	Q3
8,058	2,581,815	1,368,408	8,312,715	91,854	Q4
2,965	977,982	520,429	3,160,270	49,719	Jan 2008
2,746	924,690	476,329	3,038,348	46,409	Feb
2,832	980,843	518,371	3,010,618	39,711	Mar
2,663	913,373	523,954	2,569,058	39,536	Apr
2,238	966,460	512,138	2,982,872	39,804	May
2,435	928,095	520,404	2,654,079	25,051	Jun
2,588	984,100	530,804	2,903,466	32,143	Jul
2,784	929,563	476,209	2,855,567	30,556	Aug
2,742	881,997	465,353	2,701,779	32,894	Sep
2,645	914,463	524,250	2,825,703	32,458	Oct
2,677	860,180	441,427	2,769,539	30,783	Nov
2,736	807,172	402,731	2,717,473	28,613	Dec

3) 関東経済産業局管内 Kanto Bureau of Economy, Trade and Industry

年・期・月	合計 (原油換算)			燃料計 (原油換算)			ガソリン  Gasoline  kl
	Total  (Crude petroleum equivalent) kl	うちネット (原油換算)  Net (Crude petroleum equivalent) kl	うち指定 生產品目分 (原油換算)  Specified Products (Crude petroleum equivalent) kl	Fuel total  (Crude petroleum equivalent) kl	うちネット (原油換算)  Net (Crude petroleum equivalent) kl	石油系燃料 (原油換算)  Oil based fuels (Crude petroleum equivalent) kl	
平成16年	81,826,469	68,853,880	66,581,889	76,764,674	63,792,085	46,644,420	29,944
17	81,815,989	68,878,129	66,840,573	76,693,465	63,755,605	46,097,943	26,818
18	82,370,328	69,537,773	66,967,746	76,789,343	63,956,788	45,594,976	27,673
19	r 85,507,332	r 70,331,984	r 67,855,074	r 79,975,707	r 64,804,373	r 45,218,629	r 27,422
20	82,744,889	66,156,407	63,401,604	77,343,081	60,754,599	40,996,009	25,833
平成18年度	82,823,807	69,848,779	67,436,493	77,219,788	64,244,760	45,531,051	27,310
19	85,777,654	69,669,580	66,934,519	80,251,679	64,147,619	44,292,984	27,645
20年 1～3月	21,568,672	17,374,801	16,625,797	20,179,148	15,985,277	10,896,911	7,085
4～6	20,423,555	16,205,997	15,654,156	19,096,001	14,878,444	10,000,928	6,302
7～9	20,742,241	16,601,176	15,881,016	19,369,824	15,228,759	10,177,924	6,454
10～12	20,010,423	15,974,435	15,240,635	18,698,108	14,662,120	9,920,246	5,992
平成20年1月	7,332,437	5,904,498	5,628,146	6,870,230	5,442,291	3,739,962	2,191
2	6,981,427	5,632,237	5,349,592	6,530,266	5,181,076	3,528,535	2,432
3	7,254,808	5,838,066	5,648,059	6,778,652	5,361,910	3,628,414	2,462
4	6,907,153	5,538,719	5,352,020	6,452,465	5,084,031	3,473,873	1,972
5	6,908,534	5,466,160	5,275,427	6,472,185	5,029,811	3,385,622	1,997
6	6,607,868	5,201,118	5,026,709	6,171,351	4,764,601	3,141,433	2,333
7	7,177,017	5,786,455	5,551,761	6,713,973	5,323,411	3,640,598	2,357
8	6,948,929	5,559,064	5,315,625	6,493,809	5,103,944	3,412,050	1,719
9	6,616,295	5,255,657	5,013,630	6,162,042	4,801,404	3,125,276	2,378
10	7,024,415	5,598,653	5,376,894	6,562,011	5,136,249	3,432,817	2,227
11	6,653,619	5,314,672	5,071,478	6,215,935	4,876,988	3,296,046	2,040
12	6,332,389	5,061,110	4,792,264	5,920,162	4,648,883	3,191,383	1,725

年・期・月	燃料計 (原油換算)				非石油系燃料 (原油換算)  Non-oil based fuels (Crude petroleum equivalent) kl	主要燃料	
	炭化水素油  Hydrocarbon oil  kl	液化石油ガス  Liquefied petroleum gas  t	石油系炭化 水素ガス  Hydrocarbon gas  1000m <sup>3</sup>	オイルコークス  Petroleum coke  t		石炭  Coal  t	石炭コークス  Coal coke  t
平成16年	1,611,049	4,060,849	7,953,915	658,514	30,120,253	16,251,442	12,062,669
17	1,497,716	4,051,867	8,179,304	623,691	30,595,531	16,464,217	11,895,969
18	1,538,524	4,451,665	7,779,699	656,691	31,194,386	16,328,777	12,043,292
19	1,592,571	r 4,942,963	7,792,847	671,308	34,757,091	19,856,848	11,991,292
20	1,545,857	4,475,086	7,284,392	616,433	36,347,069	22,705,200	11,869,575
平成18年度	1,517,613	4,640,446	7,761,750	665,862	31,688,754	16,617,727	12,081,284
19	1,551,463	4,802,052	7,719,189	640,447	35,958,705	21,374,353	12,002,495
20年 1～3月	391,247	1,067,020	1,919,728	151,391	9,282,239	5,743,517	3,012,276
4～6	374,524	1,182,975	1,652,928	131,969	9,095,062	5,737,443	2,980,706
7～9	376,278	1,219,079	1,902,575	170,565	9,191,904	5,671,982	3,005,706
10～12	403,808	1,006,012	1,809,161	162,508	8,777,864	5,552,258	2,870,887
平成20年1月	147,130	359,331	656,065	45,560	3,130,271	1,944,932	1,013,355
2	140,598	318,614	620,550	51,017	3,001,727	1,857,737	960,523
3	103,519	389,075	643,113	54,814	3,150,241	1,940,848	1,038,398
4	114,393	425,879	593,673	43,764	2,978,588	1,865,403	980,787
5	137,030	394,144	540,300	36,431	3,086,563	1,968,071	1,018,632
6	123,101	362,952	518,955	51,774	3,029,911	1,903,969	981,287
7	128,521	464,810	649,775	59,722	3,073,380	1,871,889	1,010,956
8	124,049	400,390	659,507	55,705	3,081,759	1,917,688	1,014,842
9	123,708	353,879	593,293	55,138	3,036,765	1,882,405	979,908
10	138,995	408,300	609,349	56,126	3,129,198	1,950,259	1,034,828
11	127,533	326,877	598,355	53,107	2,919,887	1,862,862	947,611
12	137,280	270,835	601,457	53,275	2,728,779	1,739,137	888,448

ナフサ	改質生成油	灯油	軽油	A重油	B・C重油	Year, quarter and month
Naphtha	Oil produced by conversion	Kerosene	Gas oil	Heavy fuel oil A	Heavy fuel oil B・C	
kl	kl	kl	kl	kl	kl	
21,731,029	5,102,260	719,591	49,478	801,778	3,518,100	C. Y. 2004
21,454,945	5,306,156	694,930	46,521	712,076	3,180,991	C. Y. 2005
20,709,906	5,593,972	743,742	148,305	603,470	3,002,844	C. Y. 2006
19,969,564	5,809,129	r 623,145	r 337,631	r 486,156	2,465,956	C. Y. 2007
18,269,958	5,743,493	523,226	252,854	385,908	2,111,706	C. Y. 2008
20,359,980	5,821,581	722,897	248,746	566,831	2,820,774	F. Y. 2006
19,716,861	5,735,899	616,470	319,629	450,546	2,408,616	F. Y. 2007
5,069,125	1,438,579	149,729	97,014	118,218	603,332	Q1 2008
4,527,668	1,389,321	133,120	58,922	93,494	506,223	Q2
4,221,214	1,537,818	98,624	40,519	88,665	501,611	Q3
4,451,951	1,377,775	141,753	56,399	85,531	500,540	Q4
1,763,110	497,718	48,849	27,578	39,267	199,145	Jan 2008
1,639,968	471,454	48,983	33,084	42,459	206,430	Feb
1,666,047	469,407	51,897	36,352	36,492	197,757	Mar
1,685,621	341,820	48,194	24,999	32,850	175,373	Apr
1,470,108	563,222	42,655	23,978	31,652	166,349	May
1,371,939	484,279	42,271	9,945	28,992	164,501	Jun
1,550,208	511,084	46,759	19,628	31,168	170,664	Jul
1,382,642	531,189	35,436	16,986	28,469	167,456	Aug
1,288,364	495,545	16,429	3,905	29,028	163,491	Sep
1,486,895	483,886	47,969	18,975	28,772	158,105	Oct
1,497,230	453,953	50,045	21,861	27,944	169,197	Nov
1,467,826	439,936	43,739	15,563	28,815	173,238	Dec

都市ガス(B)	電力		蒸気		Year, quarter and month
	Electricity	うち購入分	Steam	うち購入分	
Town gas(B)	1000kWh	among those purchased 1000kWh	t	among those purchased t	
1,438,978	60,124,299	37,434,253	161,194,990	19,676,731	C. Y. 2004
1,674,042	59,631,185	37,605,513	159,769,814	20,533,600	C. Y. 2005
1,943,674	61,385,195	40,332,566	159,287,428	23,384,272	C. Y. 2006
2,467,893	r 61,898,176	r 40,536,547	157,605,803	22,525,561	C. Y. 2007
2,458,132	60,828,178	40,145,668	153,983,968	22,356,260	C. Y. 2008
2,095,836	61,682,673	40,534,513	159,352,421	23,418,822	F. Y. 2006
2,529,660	62,021,275	40,773,682	156,686,314	22,464,205	F. Y. 2007
675,556	15,421,908	10,226,448	40,182,910	6,039,534	Q1 2008
585,499	15,081,243	10,020,140	36,562,330	5,127,104	Q2
631,906	15,836,210	10,323,867	39,396,872	5,476,024	Q3
565,171	14,488,817	9,575,213	37,841,856	5,713,598	Q4
226,228	5,116,193	3,375,088	13,708,833	2,040,972	Jan 2008
227,267	5,041,305	3,340,122	13,098,212	1,955,860	Feb
222,061	5,264,410	3,511,238	13,375,865	2,042,702	Mar
205,523	5,013,061	3,371,581	12,244,621	1,855,130	Apr
180,752	5,003,824	3,278,265	12,052,924	1,689,663	May
199,224	5,064,358	3,370,294	12,264,785	1,582,311	Jun
220,059	5,406,240	3,484,701	13,425,365	1,828,204	Jul
200,141	5,238,130	3,413,451	13,077,793	1,843,120	Aug
211,706	5,191,840	3,425,715	12,893,714	1,804,700	Sep
203,568	5,184,320	3,450,797	13,108,749	1,902,959	Oct
190,511	4,816,876	3,207,872	12,458,900	1,906,011	Nov
171,092	4,487,621	2,916,544	12,274,207	1,904,628	Dec

4) 中部経済産業局管内 Chubu Bureau of Economy, Trade and Industry

年・期・月	合計 (原油換算)			燃料計 (原油換算)			
	Total	うちネット (原油換算)	うち指定 生產品目分 (原油換算)	Fuel total	うちネット (原油換算)	石油系燃料 (原油換算)	ガソリン
	(Crude petroleum equivalent) kl	(Crude petroleum equivalent) kl	(Crude petroleum equivalent) kl	(Crude petroleum equivalent) kl	(Crude petroleum equivalent) kl	(Crude petroleum equivalent) kl	Gasoline kl
平成16年	24,428,599	20,641,207	18,428,140	22,577,678	18,790,286	11,731,872	34,864
17	25,008,530	21,029,369	18,771,641	23,160,799	19,181,638	11,991,632	35,036
18	25,019,009	20,928,406	18,450,749	23,015,952	18,925,349	11,408,402	35,188
19	r 24,833,757	r 21,033,524	r 18,732,092	r 22,755,170	r 18,956,761	r 11,761,729	r 33,385
20	23,825,147	19,863,556	17,709,122	21,770,288	17,808,697	10,171,080	31,672
平成18年度	24,758,628	20,875,577	18,317,908	22,745,216	18,862,165	11,637,860	34,575
19	25,087,335	21,090,601	18,843,207	22,989,246	18,994,336	11,399,895	33,537
20年1～3月	6,137,943	5,140,343	4,505,641	5,628,505	4,630,905	2,628,775	8,737
4～6	5,795,487	4,820,455	4,332,886	5,278,567	4,303,535	2,405,337	7,949
7～9	6,229,950	5,214,619	4,658,828	5,691,155	4,675,824	2,725,311	7,749
10～12	5,661,767	4,688,139	4,211,767	5,172,061	4,198,433	2,411,657	7,237
平成20年1月	2,147,386	1,799,582	1,547,288	1,980,856	1,633,052	954,209	2,707
2	2,049,817	1,734,453	1,530,791	1,879,427	1,564,063	892,819	3,008
3	1,940,740	1,606,309	1,427,562	1,768,222	1,433,790	781,747	3,022
4	1,817,601	1,509,561	1,344,467	1,649,674	1,341,634	726,674	2,512
5	2,011,377	1,676,592	1,530,997	1,842,171	1,507,386	868,256	2,540
6	1,966,509	1,634,302	1,457,422	1,786,722	1,454,515	810,407	2,897
7	2,120,034	1,780,125	1,582,460	1,931,759	1,591,850	926,761	2,871
8	2,064,999	1,720,511	1,541,395	1,894,097	1,549,609	917,933	2,170
9	2,044,917	1,713,983	1,534,973	1,865,299	1,534,365	880,617	2,708
10	1,991,726	1,657,399	1,512,944	1,816,559	1,482,232	847,348	2,667
11	1,843,123	1,517,058	1,365,482	1,681,288	1,355,223	758,978	2,381
12	1,826,918	1,513,682	1,333,341	1,674,214	1,360,978	805,331	2,189

年・期・月	燃料計 (原油換算)				非石油系燃料 (原油換算) Non-oil based fuels (Crude petroleum equivalent) kl	主要燃料	
	炭化水素油	液化石油ガス	石油系炭化 水素ガス	石油コークス		石炭	石炭コークス
	Hydrocarbon oil kl	Liquefied petro- leum gas t	Hydrocarbon gas 1000m <sup>3</sup>	Petroleum coke t		Coal t	Coal coke t
平成16年	628,893	716,371	1,529,084	893,119	10,845,803	6,496,680	3,152,065
17	791,293	731,931	1,634,421	943,563	11,169,167	6,682,633	2,943,543
18	847,186	718,548	1,636,157	960,350	11,607,560	6,871,386	2,933,836
19	886,904	r 785,712	1,786,416	906,734	r 10,993,451	6,354,813	2,704,885
20	884,753	704,359	1,623,393	999,293	11,599,196	6,460,199	3,323,923
平成18年度	939,329	746,496	1,667,691	934,316	11,107,363	6,590,557	2,700,780
19	843,671	767,210	1,761,747	956,271	11,589,358	6,617,543	3,039,966
20年1～3月	227,982	157,795	402,914	261,256	2,999,730	1,691,468	827,819
4～6	195,062	186,979	397,086	230,620	2,873,225	1,601,830	832,752
7～9	272,458	207,657	444,247	250,346	2,965,844	1,637,034	869,039
10～12	189,251	151,928	379,146	257,071	2,760,397	1,529,867	794,313
平成20年1月	77,591	63,333	141,244	88,018	1,026,646	596,283	281,178
2	77,398	63,910	133,076	82,899	986,610	555,581	264,810
3	72,993	30,552	128,594	90,339	986,474	539,604	281,831
4	65,801	45,579	121,125	64,489	922,999	499,137	280,918
5	58,469	72,228	147,134	77,449	973,916	542,884	281,722
6	70,792	69,172	128,827	88,682	976,310	559,809	270,112
7	99,680	69,906	144,682	89,420	1,004,998	563,896	289,581
8	86,335	67,668	155,251	81,138	976,165	555,420	289,458
9	86,443	70,083	144,314	79,788	984,681	517,718	290,000
10	58,994	61,427	131,130	96,322	969,208	531,267	282,260
11	56,881	51,416	115,061	80,991	922,307	506,974	263,161
12	73,376	39,085	132,955	79,758	868,882	491,626	248,892

ナフサ	改質生成油	灯油	軽油	A重油	B・C重油	Year, quarter and month	
Naphtha	Oil produced by conversion	Kerosene	Gas oil	Heavy fuel oil A	Heavy fuel oil B・C		
kl	kl	kl	kl	kl	kl		
1,670,403	2,762,255	135,338	38,624	536,997	1,854,687	C. Y.	2004
1,724,114	2,778,250	122,869	38,470	447,988	1,760,505	C. Y.	2005
2,006,627	2,543,719	111,294	39,909	336,139	1,667,828	C. Y.	2006
2,428,311	2,819,191	103,088	r 41,264	r 281,914	1,467,612	C. Y.	2007
2,186,386	2,147,540	95,020	40,340	221,864	1,289,423	C. Y.	2008
2,203,212	2,566,911	108,963	40,294	313,221	1,622,382	F. Y.	2006
2,378,238	2,728,088	102,868	42,067	270,977	1,431,160	F. Y.	2007
528,044	547,068	30,976	10,839	79,839	390,194	Q1	2008
502,135	498,917	21,803	11,167	48,993	307,749	Q2	
602,721	573,502	21,749	9,563	48,484	295,194	Q3	
553,486	528,053	20,492	8,771	44,548	296,286	Q4	
219,237	195,822	9,936	3,441	27,605	133,146	Jan	2008
200,134	163,463	11,305	3,662	29,216	127,621	Feb	
108,673	187,783	9,735	3,736	23,018	129,427	Mar	
85,692	195,111	7,480	3,586	19,257	112,311	Apr	
212,578	176,380	7,322	3,765	14,980	98,868	May	
203,865	127,426	7,001	3,816	14,756	96,570	Jun	
197,356	198,103	7,190	3,786	16,490	101,019	Jul	
209,981	194,834	6,944	2,471	17,315	97,330	Aug	
195,384	180,565	7,615	3,306	14,679	96,845	Sep	
211,122	176,012	7,004	3,345	14,032	98,723	Oct	
163,886	172,829	7,096	3,133	15,258	99,260	Nov	
178,478	179,212	6,392	2,293	15,258	98,303	Dec	

都市ガス(B)	電力		蒸気		Year, quarter and month	
Town gas(B)	Electricity	うち購入分	Steam	うち購入分		
1000m <sup>3</sup>	1000kWh	among those purchased 1000kWh	t	among those purchased t		
692,480	29,380,500	17,261,295	65,444,024	2,738,360	C. Y.	2004
863,011	29,766,339	17,721,049	66,971,695	2,129,374	C. Y.	2005
1,192,728	31,197,391	19,222,195	66,302,631	2,291,099	C. Y.	2006
r 1,181,748	r 31,578,424	r 19,699,348	65,217,578	2,731,344	C. Y.	2007
1,182,032	31,253,611	19,729,372	64,392,580	2,767,544	C. Y.	2008
1,202,588	31,235,528	19,329,649	66,782,539	2,292,181	F. Y.	2006
1,187,466	31,883,946	19,895,900	65,354,637	2,844,422	F. Y.	2007
324,373	7,938,273	4,900,853	17,118,908	698,133	Q1	2008
276,606	7,878,568	5,013,652	15,527,802	594,439	Q2	
304,087	8,213,402	5,195,337	17,061,175	686,581	Q3	
276,966	7,223,368	4,619,530	14,684,695	788,391	Q4	
105,011	2,608,267	1,582,121	5,898,023	250,129	Jan	2008
114,298	2,632,647	1,642,963	5,668,835	237,862	Feb	
105,064	2,697,359	1,675,769	5,552,050	210,142	Mar	
90,686	2,519,346	1,606,381	5,223,924	223,080	Apr	
89,522	2,649,542	1,636,588	5,140,221	197,839	May	
96,398	2,709,680	1,770,683	5,163,657	173,520	Jun	
105,870	2,861,769	1,818,426	5,964,351	231,534	Jul	
90,688	2,621,614	1,640,265	5,564,070	228,312	Aug	
107,529	2,730,019	1,736,646	5,532,754	226,735	Sep	
95,512	2,608,350	1,699,281	4,782,626	218,594	Oct	
93,010	2,415,362	1,543,174	4,777,439	240,844	Nov	
88,444	2,199,656	1,377,075	5,124,630	328,953	Dec	

5) 近畿経済産業局管内 Kansai Bureau of Economy, Trade and Industry

年・期・月	合計 (原油換算)			燃料計 (原油換算)			
	Total  (Crude petroleum equivalent) kl	うちネット (原油換算)	うち指定 生產品目分 (原油換算)	Fuel total  (Crude petroleum equivalent) kl	うちネット (原油換算)	石油系燃料 (原油換算)	ガソリン  Gasoline kl
		Net	Specified Products		Net	Oil based fuels	
		(Crude petroleum equivalent) kl	(Crude petroleum equivalent) kl		(Crude petroleum equivalent) kl	(Crude petroleum equivalent) kl	
平成16年	26,591,011	21,942,873	21,504,951	24,934,399	20,286,261	9,155,738	8,484
17	26,720,457	22,086,045	21,478,049	25,029,765	20,395,353	9,230,054	8,512
18	29,572,274	22,508,176	21,514,646	27,653,570	20,589,472	9,145,415	9,572
19	29,886,057	22,736,186	21,766,206	27,904,433	20,754,562	8,875,142	8,546
20	29,195,768	22,250,791	21,434,301	27,200,661	20,255,684	8,784,854	7,597
平成18年度	29,574,627	22,509,039	21,585,302	27,613,556	20,547,968	9,072,123	9,549
19	29,906,776	22,783,814	21,827,073	27,907,292	20,784,330	8,924,251	8,218
20年1～3月	7,473,268	5,743,984	5,520,304	6,981,127	5,251,843	2,318,981	2,063
4～6	7,283,219	5,541,534	5,371,307	6,749,622	5,007,937	2,164,968	1,883
7～9	7,252,872	5,487,917	5,247,581	6,750,212	4,985,257	2,014,219	1,821
10～12	7,186,409	5,477,356	5,295,109	6,719,700	5,010,647	2,286,686	1,830
平成20年1月	2,550,373	1,970,333	1,878,228	2,384,052	1,804,012	803,229	599
2	2,375,927	1,826,865	1,745,470	2,215,449	1,666,387	714,678	703
3	2,546,968	1,946,786	1,896,606	2,381,626	1,781,444	801,074	761
4	2,443,001	1,870,404	1,818,234	2,277,017	1,704,420	751,194	616
5	2,430,359	1,834,434	1,803,769	2,244,609	1,648,684	723,067	589
6	2,409,859	1,836,696	1,749,304	2,227,996	1,654,833	690,707	678
7	2,360,539	1,761,846	1,693,279	2,193,288	1,594,595	586,376	656
8	2,493,619	1,907,521	1,822,558	2,326,446	1,740,348	760,024	502
9	2,398,714	1,818,550	1,731,744	2,230,478	1,650,314	667,819	663
10	2,673,570	2,087,661	2,022,309	2,508,925	1,923,016	965,573	661
11	2,251,220	1,689,657	1,647,162	2,093,084	1,531,521	650,021	570
12	2,261,619	1,700,038	1,625,638	2,117,691	1,556,110	671,092	599

年・期・月	燃料計 (原油換算)				非石油系燃料 (原油換算) Non-oil based fuels (Crude petroleum equivalent) kl	主要燃料	
	炭化水素油	液化石油ガス	石油系炭化 水素ガス	石油コークス		石炭	石炭コークス
	Hydrocarbon oil	Liquefied petro- leum gas	Hydrocarbon gas	Petroleum coke		Coal	Coal coke
	kl	t	1000m <sup>3</sup>	t		t	t
平成16年	365,114	353,084	1,527,131	8,102	15,778,662	8,802,088	4,902,670
17	356,586	371,381	1,556,181	9,688	15,799,698	8,734,882	4,990,031
18	355,424	478,704	1,515,359	21,639	18,508,150	12,011,845	4,892,727
19	420,908	563,211	1,603,538	39,431	19,029,291	12,414,022	4,986,858
20	434,592	544,492	1,763,830	45,300	18,415,815	12,384,322	4,903,319
平成18年度	360,912	514,369	1,517,180	26,689	18,541,429	12,044,485	4,904,046
19	431,802	571,070	1,609,751	45,992	18,983,046	12,456,124	5,004,390
20年1～3月	111,655	148,917	412,232	14,279	4,662,151	3,140,469	1,238,995
4～6	87,853	134,088	372,747	11,970	4,584,653	3,017,076	1,244,329
7～9	122,182	146,707	345,789	4,382	4,735,997	3,204,799	1,231,814
10～12	112,902	114,780	633,062	14,669	4,433,014	3,021,978	1,188,181
平成20年1月	40,972	52,844	130,566	3,631	1,580,827	1,057,833	422,117
2	36,794	46,180	120,805	5,443	1,500,774	1,007,889	395,792
3	33,889	49,893	160,861	5,205	1,580,550	1,074,747	421,086
4	22,520	50,030	130,069	5,176	1,525,822	1,026,924	411,467
5	22,314	43,194	122,834	3,717	1,521,542	972,200	425,878
6	43,019	40,864	119,844	3,077	1,537,289	1,017,952	406,984
7	38,021	48,972	118,103	785	1,606,918	1,071,154	424,768
8	42,399	56,798	123,875	1,078	1,566,420	1,075,851	402,918
9	41,762	40,937	103,811	2,519	1,562,659	1,057,794	404,128
10	41,828	42,466	379,256	3,578	1,543,352	1,047,714	411,907
11	33,231	36,890	124,421	6,423	1,443,063	985,440	389,169
12	37,843	35,424	129,385	4,668	1,446,599	988,824	387,105

ナフサ Naphtha kl	改質生成油 Oil produced by conversion kl	灯油 Kerosene kl	軽油 Gas oil kl	A重油 Heavy fuel oil A kl	B・C重油 Heavy fuel oil B・C kl	Year, quarter and month
1,933,195	3,131,653	63,811	8,886	275,358	1,474,574	C. Y. 2004
1,940,980	3,255,906	52,999	9,663	259,015	1,412,654	C. Y. 2005
2,061,211	3,177,065	49,943	11,591	224,300	1,239,587	C. Y. 2006
1,847,667	2,956,228	31,207	11,400	199,426	1,110,699	C. Y. 2007
1,732,939	2,890,360	34,765	11,925	159,796	1,089,240	C. Y. 2008
2,060,263	3,080,466	42,123	11,726	232,257	1,196,833	F. Y. 2006
1,830,681	3,032,757	33,913	11,630	182,842	1,101,282	F. Y. 2007
518,800	760,895	10,357	3,066	45,054	288,716	Q1 2008
464,857	771,363	11,867	3,001	38,653	271,559	Q2
329,670	723,636	7,428	3,003	44,728	263,651	Q3
419,612	634,466	5,113	2,855	31,361	265,314	Q4
183,976	271,809	4,707	947	16,210	98,511	Jan 2008
161,848	231,041	2,820	993	14,734	92,949	Feb
172,976	258,045	2,830	1,126	14,110	97,256	Mar
162,642	270,007	1,559	1,011	12,162	96,827	Apr
165,660	261,868	5,870	909	14,393	86,794	May
136,555	239,488	4,438	1,081	12,098	87,938	Jun
29,820	232,137	3,773	1,036	14,485	80,407	Jul
159,662	261,400	1,394	933	14,692	94,008	Aug
140,188	230,099	2,261	1,034	15,551	89,236	Sep
160,699	183,098	1,724	1,041	11,638	93,449	Oct
125,267	223,475	1,642	930	9,800	84,957	Nov
133,646	227,893	1,747	884	9,923	86,908	Dec

都市ガス(B) Town gas(B) 1000m <sup>3</sup>	電力 Electricity 1000kWh	うち購入分 among those purchased 1000kWh	蒸気 Steam t	うち購入分 among those purchased t	Year, quarter and month
1,461,352	25,905,642	14,832,733	73,610,290	3,693,497	C. Y. 2004
1,505,815	25,954,038	15,075,227	72,495,572	3,854,084	C. Y. 2005
1,830,018	27,593,904	17,178,204	69,770,890	4,280,019	C. Y. 2006
1,919,196	28,618,369	17,695,910	71,313,967	4,481,797	C. Y. 2007
1,915,912	28,496,252	18,301,694	65,740,049	4,231,922	C. Y. 2008
1,839,327	27,901,274	17,511,840	69,379,408	4,436,015	F. Y. 2006
1,951,672	28,853,611	17,983,904	71,038,989	4,441,111	F. Y. 2007
507,299	7,154,119	4,491,364	17,619,913	1,075,037	Q1 2008
480,909	7,224,194	4,905,836	15,583,854	1,117,030	Q2
485,253	7,389,385	4,630,193	17,121,594	1,040,463	Q3
442,451	6,728,554	4,274,301	15,414,688	999,392	Q4
170,177	2,373,489	1,483,041	6,102,198	410,204	Jan 2008
167,617	2,322,064	1,470,157	5,670,713	343,007	Feb
169,505	2,458,566	1,538,166	5,847,002	321,826	Mar
159,241	2,349,249	1,503,439	5,402,108	377,862	Apr
156,952	2,412,175	1,711,407	4,846,476	383,970	May
164,716	2,462,770	1,690,990	5,335,270	355,198	Jun
164,329	2,503,973	1,547,697	5,717,041	336,659	Jul
154,033	2,453,853	1,538,182	5,812,934	348,352	Aug
166,891	2,431,559	1,544,314	5,591,619	355,452	Sep
157,433	2,420,330	1,554,744	5,203,663	289,495	Oct
144,277	2,241,311	1,443,081	5,075,188	345,599	Nov
140,741	2,066,913	1,276,476	5,135,837	364,298	Dec

6) 中国経済産業局管内 Chugoku Bureau of Economy, Trade and Industry

年・期・月	合計 (原油換算)			燃料計 (原油換算)			
	Total (Crude petroleum equivalent) kl	うちネット (原油換算) Net (Crude petroleum equivalent) kl	うち指定 生産品目分 (原油換算) Specified Products (Crude petroleum equivalent) kl	Fuel total (Crude petroleum equivalent) kl	うちネット (原油換算) Net (Crude petroleum equivalent) kl	石油系燃料 (原油換算) Oil based fuels (Crude petroleum equivalent) kl	ガソリン Gasoline kl
平成16年	54,166,154	40,659,440	39,240,727	51,895,127	38,388,413	20,289,721	3,930
17	53,117,110	40,528,199	38,926,983	50,787,935	38,199,024	20,713,006	3,707
18	54,299,352	41,119,823	40,108,969	51,766,248	38,586,719	20,735,704	3,593
19	55,680,626	42,414,754	41,571,469	53,063,726	39,797,854	21,215,719	3,379
20	52,327,765	39,693,417	38,431,973	49,700,280	37,065,932	19,287,594	2,932
平成18年度	54,984,447	41,586,017	40,626,863	52,391,115	38,992,685	20,899,191	3,451
19	55,336,089	42,187,222	41,286,248	52,727,502	39,578,635	20,935,439	3,412
20年1~3月	13,778,082	10,547,091	10,231,077	13,120,976	9,889,985	5,198,549	796
4~6	13,424,717	10,142,704	9,876,289	12,774,445	9,492,432	4,994,400	811
7~9	13,607,828	10,341,184	10,028,164	12,914,922	9,648,278	5,045,330	786
10~12	11,517,138	8,662,438	8,296,443	10,889,937	8,035,237	4,049,315	539
平成20年1月	4,749,210	3,677,264	3,570,152	4,523,064	3,451,118	1,876,346	257
2	4,457,577	3,434,672	3,308,868	4,243,920	3,221,015	1,719,347	271
3	4,571,295	3,435,155	3,352,057	4,353,992	3,217,852	1,602,856	268
4	4,335,750	3,254,551	3,171,043	4,124,297	3,043,098	1,541,267	256
5	4,551,363	3,443,986	3,346,914	4,333,359	3,225,982	1,719,563	255
6	4,537,604	3,444,167	3,358,332	4,316,789	3,223,352	1,733,570	300
7	4,748,153	3,634,025	3,529,365	4,515,103	3,400,975	1,866,418	326
8	4,699,164	3,605,170	3,489,721	4,463,668	3,369,674	1,797,870	232
9	4,160,511	3,101,989	3,009,078	3,936,151	2,877,629	1,381,042	228
10	3,905,623	2,828,424	2,754,198	3,688,269	2,611,070	1,173,444	238
11	3,879,573	2,952,054	2,800,379	3,668,794	2,741,275	1,435,295	152
12	3,731,942	2,881,960	2,741,866	3,532,874	2,682,892	1,440,576	149

年・期・月	燃料計 (原油換算)				非石油系燃料 (原油換算) Non-oil based fuels (Crude petroleum equivalent) kl	主要燃料	
	炭化水素油 Hydrocarbon oil kl	液化石油ガス Liquefied petroleum gas t	石油系炭化水素ガス Hydrocarbon gas 1000m <sup>3</sup>	石油コークス Petroleum coke t		石炭 Coal t	石炭コークス Coal coke t
平成16年	429,132	764,052	3,090,721	1,197,592	31,605,416	23,384,143	11,225,791
17	412,267	806,932	3,226,930	1,216,126	30,074,944	22,218,051	10,469,468
18	368,363	772,822	3,188,229	1,299,792	31,030,548	22,459,694	11,033,290
19	500,528	825,794	3,450,689	1,226,380	31,848,004	22,725,763	11,533,664
20	466,286	776,612	3,342,555	1,211,770	30,412,695	22,950,157	10,619,432
平成18年度	390,024	781,453	3,262,965	1,283,571	31,491,926	22,664,050	11,327,511
19	499,745	824,892	3,422,157	1,244,568	31,792,065	22,932,187	11,439,938
20年1~3月	116,409	212,743	839,930	340,674	7,922,431	5,923,751	2,792,773
4~6	114,432	209,626	859,221	248,978	7,780,052	5,867,560	2,711,377
7~9	127,811	187,646	921,913	331,426	7,869,590	5,919,237	2,746,522
10~12	107,634	166,597	721,491	290,692	6,840,622	5,239,609	2,368,760
平成20年1月	44,099	73,863	309,038	112,860	2,646,716	1,935,653	965,710
2	43,974	69,566	276,641	114,767	2,524,577	1,914,702	865,519
3	28,336	69,314	254,251	113,047	2,751,138	2,073,396	961,544
4	29,817	68,346	247,774	75,543	2,583,034	1,981,926	880,110
5	42,580	72,384	304,600	89,022	2,613,800	1,960,597	917,339
6	42,035	68,896	306,847	84,413	2,583,218	1,925,037	913,928
7	45,410	66,989	358,852	104,224	2,648,682	1,969,376	934,144
8	44,222	71,077	323,439	115,044	2,665,800	2,026,391	916,047
9	38,179	49,580	239,622	112,158	2,555,108	1,923,470	896,331
10	35,285	44,435	207,271	103,597	2,514,826	1,893,486	878,407
11	38,437	56,116	244,636	103,839	2,233,498	1,737,701	747,153
12	33,912	66,046	269,584	83,256	2,092,298	1,608,422	743,200

ナフサ Naphtha kl	改質生成油 Oil produced by conversion kl	灯油 Kerosene kl	軽油 Gas oil kl	A重油 Heavy fuel oil A kl	B・C重油 Heavy fuel oil B・C kl	Year, quarter and month
7,861,308	3,256,503	734,584	8,782	303,345	2,853,729	C. Y. 2004
7,880,838	3,773,169	646,882	10,300	264,162	2,718,491	C. Y. 2005
7,899,837	4,093,188	710,973	7,974	236,326	2,489,188	C. Y. 2006
8,122,924	4,181,876	657,354	8,935	214,633	2,324,933	C. Y. 2007
7,216,088	3,937,899	694,847	9,150	195,939	2,072,522	C. Y. 2008
8,071,313	4,093,001	689,233	8,323	227,868	2,427,071	F. Y. 2006
7,997,829	4,121,141	664,282	8,834	216,533	2,331,352	F. Y. 2007
2,020,065	1,031,132	171,908	2,357	59,055	591,852	Q1 2008
1,824,028	1,120,984	174,180	2,026	47,849	544,497	Q2
1,944,472	1,025,401	175,374	2,242	46,084	462,706	Q3
1,427,523	760,382	173,385	2,525	42,951	473,467	Q4
752,375	367,243	58,770	716	19,233	206,435	Jan 2008
690,831	328,190	51,888	838	19,717	187,635	Feb
576,859	335,699	61,250	803	20,105	197,782	Mar
566,482	331,472	59,095	722	18,306	189,804	Apr
593,668	414,763	58,979	646	14,045	178,885	May
663,878	374,749	56,106	658	15,498	175,808	Jun
739,536	378,051	60,981	734	16,077	159,247	Jul
702,666	378,943	58,098	660	14,641	155,218	Aug
502,270	268,407	56,295	848	15,366	148,241	Sep
324,027	250,756	56,502	880	14,999	164,253	Oct
581,573	233,810	59,023	785	13,991	155,135	Nov
521,923	275,816	57,860	860	13,961	154,079	Dec

都市ガス(B) Town gas(B) 1000m <sup>3</sup>	電力 Electricity 1000kWh	うち購入分 among those purchased 1000kWh	蒸気 Steam t	うち購入分 among those purchased t	Year, quarter and month
179,615	38,284,198	18,139,761	135,408,174	8,011,365	C. Y. 2004
208,984	38,266,222	18,350,405	133,596,419	8,560,481	C. Y. 2005
244,600	39,117,071	19,800,937	126,961,105	9,517,676	C. Y. 2006
268,887	39,999,989	20,692,119	127,723,567	9,520,867	C. Y. 2007
294,389	39,470,485	20,980,302	122,566,547	9,772,790	C. Y. 2008
243,110	39,515,717	20,254,649	126,962,509	9,767,347	F. Y. 2006
282,598	40,168,508	20,815,832	128,130,125	9,357,676	F. Y. 2007
76,908	10,098,411	5,176,489	32,798,352	2,539,262	Q1 2008
73,656	9,887,423	5,230,388	30,787,119	2,365,592	Q2
75,550	10,500,725	5,646,362	31,401,063	2,424,868	Q3
68,275	8,983,926	4,927,063	27,580,013	2,443,068	Q4
26,095	3,399,275	1,752,664	11,094,062	912,987	Jan 2008
25,565	3,266,607	1,681,216	10,678,660	828,453	Feb
25,248	3,432,529	1,742,609	11,025,630	797,822	Mar
23,780	3,270,898	1,684,079	10,182,013	791,554	Apr
25,215	3,294,024	1,751,705	10,527,822	796,089	May
24,661	3,322,501	1,794,604	10,077,284	777,949	Jun
25,692	3,549,962	1,889,031	10,785,598	828,735	Jul
25,767	3,617,718	1,916,826	10,942,068	827,216	Aug
24,091	3,333,045	1,840,505	9,673,397	768,917	Sep
23,556	3,080,356	1,756,066	8,854,799	781,230	Oct
22,418	2,997,206	1,646,998	9,344,400	832,858	Nov
22,301	2,906,364	1,523,999	9,380,814	828,980	Dec

7) 四国経済産業局管内 Shikoku Bureau of Economy, Trade and Industry

年・期・月	合計 (原油換算)			燃料計 (原油換算)			ガソリン Gasoline kl
	Total (Crude petroleum equivalent) kl	うちネット (原油換算)	うち指定 生産品目分 (原油換算)	Fuel total (Crude petroleum equivalent) kl	うちネット (原油換算)	石油系燃料 (原油換算)	
		Net (Crude petroleum equivalent) kl	Specified Products (Crude petroleum equivalent) kl		Net (Crude petroleum equivalent) kl	Oil based fuels (Crude petroleum equivalent) kl	
平成16年	11,547,283	7,479,527	5,955,881	10,714,410	6,646,654	3,855,852	79
17	11,638,209	7,638,917	5,999,952	10,828,797	6,829,505	3,927,111	65
18	11,257,501	7,222,905	5,602,337	10,411,290	6,376,694	3,529,835	70
19	11,731,903	7,721,843	6,053,594	10,842,466	6,832,406	3,950,172	71
20	10,934,594	7,090,915	5,567,727	10,047,708	6,204,029	3,402,161	64
平成18年度	11,306,706	7,263,472	5,641,763	10,455,553	6,412,319	3,589,183	70
19	11,639,273	7,662,729	6,017,298	10,742,275	6,765,731	3,892,665	72
20年 1~3月	2,854,992	1,898,455	1,495,597	2,631,616	1,675,079	959,208	18
4~6	2,811,205	1,839,283	1,437,412	2,584,810	1,612,888	900,312	16
7~9	2,672,514	1,687,492	1,317,264	2,446,962	1,461,940	772,350	15
10~12	2,595,883	1,665,685	1,317,454	2,384,320	1,454,122	770,291	15
平成20年1月	973,448	643,494	506,060	898,282	568,328	336,996	6
2	917,357	610,602	479,595	842,459	535,704	303,225	6
3	964,187	644,359	509,942	890,875	571,047	318,987	6
4	894,756	583,782	464,170	821,587	510,613	296,588	6
5	992,960	658,075	506,516	914,656	579,771	323,274	5
6	923,489	597,426	466,726	848,567	522,504	280,450	5
7	821,459	495,389	383,574	745,823	419,753	208,028	5
8	937,691	601,667	469,360	860,723	524,699	290,715	5
9	913,364	590,436	464,330	840,416	517,488	273,607	5
10	905,488	574,170	459,804	832,540	501,222	290,907	5
11	852,752	547,500	428,824	783,760	478,508	233,515	5
12	837,643	544,015	428,826	768,020	474,392	245,869	5

年・期・月	燃料計 (原油換算)				非石油系燃料 (原油換算) Non-oil based fuels (Crude petroleum equivalent) kl	主要燃料	
	炭化水素油	液化石油ガス	石油系炭化 水素ガス	石油コークス		石炭	石炭コークス
	Hydrocarbon oil kl	Liquefied petro- leum gas t	Hydrocarbon gas 1000m <sup>3</sup>	Petroleum coke t		Coal t	Coal coke t
平成16年	27,746	132,457	530,424	162,288	6,858,551	7,894,374	202,481
17	24,198	145,972	541,822	191,917	6,901,681	7,986,467	194,633
18	27,518	156,564	528,821	175,895	6,881,454	8,012,829	186,943
19	36,543	175,024	619,391	179,539	6,892,298	7,919,589	189,295
20	36,439	187,335	556,305	185,931	6,645,553	7,842,477	177,890
平成18年度	30,336	163,584	545,743	174,179	6,866,367	7,983,549	188,176
19	37,098	180,612	610,801	188,327	6,849,610	7,916,511	176,865
20年 1~3月	9,439	49,908	146,915	51,756	1,672,406	1,975,110	39,274
4~6	10,476	45,619	153,101	47,861	1,684,501	1,986,625	48,297
7~9	9,517	46,110	123,976	50,992	1,674,615	1,991,832	48,526
10~12	7,007	45,698	132,313	35,322	1,614,031	1,888,910	41,793
平成20年1月	3,105	15,624	50,781	16,973	561,287	666,373	12,245
2	3,129	17,103	44,932	16,903	539,233	634,516	12,116
3	3,205	17,181	51,202	17,880	571,886	674,221	14,913
4	3,338	14,892	50,955	13,167	525,002	611,683	15,161
5	3,484	15,370	55,285	16,210	591,383	700,878	17,822
6	3,654	15,357	46,861	18,484	568,116	674,064	15,314
7	3,317	13,442	28,842	15,484	537,798	657,781	15,986
8	3,094	17,219	46,299	18,201	570,008	668,903	15,312
9	3,106	15,449	48,835	17,307	566,809	665,148	17,228
10	2,391	16,036	52,497	16,314	541,636	628,910	15,931
11	2,382	14,209	39,179	9,591	550,245	643,559	15,528
12	2,234	15,453	40,637	9,417	522,150	616,441	10,334

ナフサ Naphtha kl	改質生成油 Oil produced by conversion kl	灯油 Kerosene kl	軽油 Gas oil kl	A重油 Heavy fuel oil A kl	B・C重油 Heavy fuel oil B・C kl	Year, quarter and month	
101,998	1,663,738	34,243	2,775	103,456	1,061,668	C. Y.	2004
110,233	1,800,494	37,347	2,132	84,933	973,328	C. Y.	2005
94,292	1,449,147	37,845	1,951	83,117	922,775	C. Y.	2006
68,138	1,835,588	35,450	2,142	79,130	886,999	C. Y.	2007
46,874	1,516,355	45,152	2,399	83,029	722,854	C. Y.	2008
89,102	1,508,571	38,203	1,952	81,249	906,203	F. Y.	2006
69,959	1,794,746	36,063	2,221	80,291	865,439	F. Y.	2007
20,604	444,035	10,353	576	21,808	203,192	Q1	2008
14,172	412,651	9,605	600	22,284	180,746	Q2	
11,960	318,251	9,459	619	20,451	174,569	Q3	
138	341,418	15,735	604	18,486	164,347	Q4	
7,392	159,753	3,365	190	6,868	73,396	Jan	2008
6,865	138,086	3,656	188	7,221	64,697	Feb	
6,347	146,196	3,332	198	7,719	65,099	Mar	
3	139,493	3,267	195	7,249	61,881	Apr	
7,802	155,331	3,029	209	7,319	59,602	May	
6,367	117,827	3,309	196	7,716	59,263	Jun	
7,406	63,574	3,088	205	7,558	61,428	Jul	
4,307	130,430	3,424	210	6,214	60,232	Aug	
247	124,247	2,947	204	6,679	52,909	Sep	
—	135,885	3,417	209	6,288	56,072	Oct	
—	96,057	5,409	197	6,256	56,018	Nov	
138	109,476	6,909	198	5,942	52,257	Dec	

都市ガス(B) Town gas(B) 1000m <sup>3</sup>	電力 Electricity 1000kWh		蒸気 Steam t		Year, quarter and month	
		うち購入分 among those purchased 1000kWh		うち購入分 among those purchased t		
—	13,304,424	6,103,931	53,932,203	3,679,055	C. Y.	2004
7,707	13,144,440	6,094,532	54,836,346	3,356,703	C. Y.	2005
8,789	13,146,695	6,365,789	54,378,159	3,517,145	C. Y.	2006
8,807	13,391,038	6,758,457	53,667,028	3,606,027	C. Y.	2007
8,652	13,194,253	6,898,753	51,324,312	3,546,504	C. Y.	2008
8,702	13,126,538	6,398,429	54,150,686	3,543,807	F. Y.	2006
8,702	13,450,993	6,873,581	53,395,197	3,600,811	F. Y.	2007
2,215	3,321,202	1,724,791	13,393,924	910,420	Q1	2008
2,149	3,331,927	1,762,599	12,843,798	903,240	Q2	
2,095	3,387,702	1,763,652	12,877,725	889,596	Q3	
2,193	3,153,422	1,647,711	12,208,865	843,248	Q4	
742	1,113,623	595,807	4,451,589	285,620	Jan	2008
729	1,077,496	557,406	4,376,698	333,412	Feb	
744	1,130,083	571,578	4,565,637	291,388	Mar	
732	1,069,304	574,817	4,079,646	284,982	Apr	
723	1,136,160	600,445	4,383,320	324,774	May	
694	1,126,463	587,337	4,380,832	293,484	Jun	
702	1,126,005	596,848	4,265,357	291,014	Jul	
713	1,140,883	599,495	4,287,018	306,713	Aug	
680	1,120,814	567,309	4,325,350	291,869	Sep	
719	1,066,974	570,858	3,963,929	287,101	Oct	
693	1,043,908	531,630	4,155,599	282,651	Nov	
781	1,042,540	545,223	4,089,337	273,496	Dec	

8)九州経済産業局管内(含沖縄) Kyushu (Okinawa) Bureau of Economy, Trade and Industry

年・期・月	合計 (原油換算)			燃料計 (原油換算)			
	Total (Crude petroleum equivalent) kl	うちネット (原油換算) Net (Crude petroleum equivalent) kl	うち指定 生產品目分 (原油換算) Specified Products (Crude petroleum equivalent) kl	Fuel total (Crude petroleum equivalent) kl	うちネット (原油換算) Net (Crude petroleum equivalent) kl	石油系燃料 (原油換算) Oil based fuels (Crude petroleum equivalent) kl	ガソリン
							Gasoline kl
平成16年	26,003,877	19,471,401	18,914,034	24,412,908	17,880,432	8,851,161	6,517
17	26,552,369	19,711,160	19,333,470	24,891,644	18,050,435	8,692,113	8,076
18	27,987,928	19,201,756	18,432,088	26,204,708	17,418,536	7,730,578	9,105
19	28,486,912	19,509,003	18,699,490	26,632,228	17,654,319	7,753,013	9,755
20	26,931,451	18,197,669	17,357,169	25,084,897	16,351,115	6,734,189	10,091
平成18年度	28,351,324	19,432,071	18,638,427	26,528,270	17,609,017	7,872,930	9,151
19	28,294,649	19,292,272	18,492,327	26,443,258	17,440,881	7,430,113	10,268
20年1~3月	7,004,663	4,752,691	4,528,289	6,547,662	4,295,690	1,733,566	2,851
4~6	6,706,063	4,411,825	4,255,739	6,241,806	3,947,568	1,621,724	2,556
7~9	6,784,085	4,671,958	4,439,200	6,305,840	4,193,713	1,819,032	2,505
10~12	6,436,640	4,361,195	4,133,941	5,989,589	3,914,144	1,559,867	2,179
平成20年1月	2,393,126	1,647,380	1,578,014	2,236,362	1,490,616	632,281	858
2	2,264,056	1,540,465	1,452,975	2,116,197	1,392,606	570,171	1,000
3	2,347,481	1,564,846	1,497,300	2,195,103	1,412,468	531,114	993
4	2,230,132	1,476,195	1,411,262	2,078,882	1,324,945	519,616	805
5	2,287,859	1,511,659	1,463,772	2,130,328	1,354,128	578,241	826
6	2,188,072	1,423,971	1,380,705	2,032,596	1,268,495	523,867	925
7	2,389,000	1,609,118	1,509,952	2,225,632	1,445,750	633,970	976
8	2,257,416	1,582,441	1,493,692	2,097,076	1,422,101	609,705	665
9	2,137,669	1,480,399	1,435,556	1,983,132	1,325,862	575,357	864
10	2,233,654	1,535,428	1,470,499	2,078,291	1,380,065	565,867	820
11	2,159,816	1,474,579	1,404,200	2,007,910	1,322,673	538,709	773
12	2,043,170	1,351,188	1,259,242	1,903,388	1,211,406	455,291	586

年・期・月	炭化水素油				非石油系燃料 (原油換算)		主要燃料	
	炭化水素油 Hydrocarbon oil kl	液化石油ガス Liquefied petro- leum gas t	石油系炭化 水素ガス Hydrocarbon gas 1000m <sup>3</sup>	石油コークス Petroleum coke t	Non-oil based fuels (Crude petroleum equivalent) kl	石炭	石炭コークス	
						Coal t	Coal coke t	
平成16年	282,932	99,915	881,838	951,366	15,561,748	11,560,575	5,197,305	
17	267,770	103,787	901,415	1,006,877	16,199,526	11,986,005	5,486,113	
18	272,728	107,792	834,395	1,025,691	18,474,131	14,820,408	5,463,294	
19	227,944	109,438	881,629	1,010,720	18,879,202	15,322,743	5,503,974	
20	178,615	106,287	811,000	971,378	18,350,711	15,326,844	5,461,371	
平成18年度	274,151	106,641	873,280	1,040,127	18,655,332	15,038,523	5,506,761	
19	185,362	111,470	852,633	942,818	19,013,141	15,598,454	5,533,925	
20年1~3月	27,911	27,974	202,111	207,505	4,814,099	4,066,691	1,401,371	
4~6	56,406	23,604	183,445	251,501	4,620,083	3,804,528	1,376,754	
7~9	27,159	28,710	224,280	258,401	4,486,809	3,732,164	1,355,525	
10~12	67,139	25,999	201,164	253,971	4,429,720	3,723,461	1,327,721	
平成20年1月	9,528	9,415	72,252	56,582	1,604,082	1,340,143	477,337	
2	9,957	9,159	67,225	63,207	1,546,023	1,317,021	440,494	
3	8,426	9,400	62,634	87,716	1,663,994	1,409,527	483,540	
4	7,836	8,349	59,001	86,432	1,559,263	1,285,228	452,870	
5	25,543	7,562	67,459	79,689	1,552,088	1,268,306	466,910	
6	23,027	7,693	56,985	85,380	1,508,732	1,250,994	456,974	
7	10,329	9,542	75,510	95,920	1,591,663	1,362,955	451,731	
8	9,871	9,737	76,196	84,018	1,487,368	1,237,638	453,245	
9	6,959	9,431	72,574	78,463	1,407,778	1,131,571	450,549	
10	21,766	9,280	75,071	75,771	1,512,423	1,235,384	470,553	
11	23,292	8,572	68,572	85,818	1,469,203	1,245,740	436,212	
12	22,081	8,147	57,521	92,382	1,448,094	1,242,337	420,956	

ナフサ Naphtha kl	改質生成油 Oil produced by conversion kl	灯油 Kerosene kl	軽油 Gas oil kl	A重油 Heavy fuel oil A kl	B・C重油 Heavy fuel oil B・C kl	Year, quarter and month
3,678,502	1,532,584	66,769	13,362	126,605	836,082	C. Y. 2004
3,695,130	1,521,162	64,602	7,616	102,527	822,545	C. Y. 2005
3,030,548	1,604,443	87,083	9,547	98,659	650,060	C. Y. 2006
3,184,427	1,462,123	68,762	8,170	92,696	588,070	C. Y. 2007
2,783,102	1,323,228	64,144	8,119	73,252	514,002	C. Y. 2008
3,181,064	1,617,194	85,136	9,562	91,548	597,907	F. Y. 2006
3,129,309	1,398,125	67,221	11,089	90,975	591,256	F. Y. 2007
777,148	358,378	18,000	4,602	19,220	141,467	Q1 2008
731,158	218,022	16,732	960	17,262	141,927	Q2
717,852	425,135	17,157	1,363	17,593	119,938	Q3
556,944	321,693	12,255	1,194	19,177	110,670	Q4
286,398	144,999	5,857	649	6,623	51,768	Jan 2008
263,721	116,581	6,012	3,616	6,425	47,763	Feb
227,029	96,798	6,131	337	6,172	41,936	Mar
223,782	94,114	5,444	347	5,937	44,147	Apr
260,941	74,820	5,167	287	6,393	54,976	May
246,435	49,088	6,121	326	4,932	42,804	Jun
252,689	146,348	6,687	301	6,420	40,376	Jul
241,504	145,989	4,992	692	5,343	40,362	Aug
223,659	132,798	5,478	370	5,830	39,200	Sep
197,257	146,408	4,448	398	8,431	36,438	Oct
196,578	104,410	3,933	509	5,490	39,398	Nov
163,109	70,875	3,874	287	5,256	34,834	Dec

都市ガス(B) Town gas(B) 1000m <sup>3</sup>	電力 Electricity 1000kWh	うち購入分 among those purchased 1000kWh	蒸気 Steam t	うち購入分 among those purchased t	Year, quarter and month
65,656	20,126,171	14,192,090	40,190,679	3,210,724	C. Y. 2004
79,217	20,448,223	14,261,950	40,932,410	4,181,801	C. Y. 2005
86,386	21,037,653	15,092,765	40,542,728	4,733,364	C. Y. 2006
117,126	21,171,780	15,375,509	41,340,653	5,425,099	C. Y. 2007
135,973	20,938,930	15,514,195	41,471,245	5,406,362	C. Y. 2008
85,833	21,083,168	15,209,790	40,695,401	5,150,027	F. Y. 2006
134,164	21,191,688	15,438,196	41,587,002	5,371,182	F. Y. 2007
42,807	5,223,797	3,823,964	10,699,048	1,384,006	Q1 2008
29,641	5,216,393	3,961,803	9,825,200	1,280,905	Q2
30,701	5,471,164	4,003,650	10,775,605	1,394,368	Q3
32,824	5,027,576	3,724,778	10,171,392	1,347,083	Q4
13,369	1,742,095	1,285,724	3,594,304	507,190	Jan 2008
16,094	1,671,466	1,228,184	3,467,237	460,255	Feb
13,344	1,810,236	1,310,056	3,637,507	416,561	Mar
10,311	1,722,815	1,284,315	3,307,747	427,561	Apr
9,275	1,722,496	1,347,501	3,232,511	440,916	May
10,055	1,771,082	1,329,987	3,284,942	412,428	Jun
11,274	1,876,562	1,371,317	3,629,433	469,989	Jul
8,800	1,830,541	1,340,438	3,640,126	474,093	Aug
10,627	1,764,061	1,291,895	3,506,046	450,286	Sep
9,547	1,775,557	1,304,782	3,522,844	446,670	Oct
11,168	1,678,453	1,259,688	3,253,530	468,949	Nov
12,109	1,573,566	1,160,308	3,395,018	431,464	Dec

# 都道府県別エネルギー消費量

都道府県	エネルギー消費量 (原油換算千kl)					
	平成 19 年			平成 20 年		
	合計	燃料	電力	合計	燃料	電力
全 国 計	r 249,671	r 233,672	r 12,490	239,880	224,023	12,402
北 海 道	8,592	8,147	342	8,672	8,219	350
青 森 県	1,189	1,071	119	1,123	1,013	110
岩 手 県	458	410	47	435	386	48
宮 城 県	2,244	2,102	133	2,639	2,496	125
秋 田 県	434	302	119	440	314	117
山 形 県	131	58	73	124	52	72
福 島 県	497	410	86	487	395	91
茨 城 県	16,384	15,098	875	14,826	13,570	825
栃 木 県	643	445	198	591	400	191
群 馬 県	408	238	170	425	240	186
埼 玉 県	1,234	1,030	204	1,129	933	195
千 葉 県	39,056	37,243	1,018	39,789	37,986	1,042
東 京 都	342	216	126	321	203	118
神 奈 川 県	22,429	21,549	550	20,848	19,999	534
新 潟 県	2,108	1,840	258	2,128	1,861	257
富 山 県	955	779	175	899	719	179
石 川 県	77	45	32	72	38	34
福 井 県	316	256	60	300	242	59
山 梨 県	41	17	23	41	16	25
長 野 県	168	101	66	156	100	56
岐 阜 県	904	756	147	836	696	139
静 岡 県	r 2,695	r 2,200	r 466	2,494	2,039	427
愛 知 県	r 14,019	r 12,700	r 1,206	14,019	12,765	1,154
三 重 県	8,879	8,475	327	8,000	7,552	357
滋 賀 県	617	484	128	618	491	122
京 都 府	362	277	76	324	241	75
大 阪 府	7,963	7,330	591	7,967	7,336	589
兵 庫 県	13,425	12,611	587	12,953	12,114	631
奈 良 県	66	27	39	63	24	39
和 歌 山 県	7,136	6,919	187	6,970	6,754	189
鳥 取 県	396	367	29	358	327	30
島 根 県	192	112	80	193	113	80
岡 山 県	23,600	22,445	786	22,807	21,636	799
広 島 県	16,946	16,344	563	15,973	15,350	563
山 口 県	14,547	13,796	492	12,996	12,274	479
徳 島 県	424	315	109	360	257	103
香 川 県	4,984	4,858	84	4,797	4,666	89
愛 媛 県	5,549	4,939	400	5,057	4,450	405
高 知 県	774	731	43	719	674	45
福 岡 県	9,958	9,332	594	8,982	8,361	586
佐 賀 県	96	75	21	94	74	20
長 崎 県	104	46	58	88	37	50
熊 本 県	481	420	61	490	406	84
大 分 県	16,234	15,603	439	15,722	15,108	435
宮 崎 県	1,112	785	176	1,084	750	175
鹿 児 島 県	319	217	99	305	208	97
沖 縄 県	182	155	27	167	140	26

注1: 合計、燃料はグロスである。  
 2: 合計には受入れ蒸気を含む。  
 3: 電力は(購入+水力)である。