

令和5年度

# 行政投資実績

〈都道府県別行政投資  
実績報告書〉

令和8年3月

総務省自治行政局地域振興室

# 目 次

## 第1編 行政投資実績の分析

|   |    |
|---|----|
| ○都道府県別行政投資実績調査要領等                       | 1  |
| I 総投資の動向                                | 6  |
| II 都道府県別行政投資の動向                         | 21 |
| III ブロック別行政投資の動向                        | 23 |
| IV 統計表                                  | 34 |
| 第1表 行政投資と主要経済指標の推移                      | 34 |
| 第2-1表 事業別行政投資額の推移                       | 35 |
| 第2-2表 事業別行政投資額の推移（前年度比）                 | 35 |
| 第2-3表 事業別行政投資額の推移（構成比）                  | 35 |
| 第2-4表 事業別行政投資額の推移（指数）                   | 35 |
| 第3-1表 経費負担別にみた主要事業別投資額の推移               | 37 |
| 第3-2表 経費負担別にみた主要事業別投資額の推移（構成比）          | 39 |
| 第4-1表 都道府県別行政投資額の推移                     | 41 |
| 第4-2表 都道府県別行政投資額の推移（構成比）                | 43 |
| 第4-3表 都道府県別行政投資額の推移（指数）                 | 44 |
| 第5-1表 事業目的別にみた都道府県別投資額の推移               | 45 |
| 第5-2表 事業目的別にみた都道府県別投資額の推移（構成比）          | 53 |
| 第6-1表 事業主体別にみた事業目的別投資額の推移               | 57 |
| 第6-2表 事業主体別にみた事業目的別投資額の推移（構成比）          | 59 |
| 第7-1表 経費負担別にみた事業目的別投資額の推移               | 59 |
| 第7-2表 経費負担別にみた事業目的別投資額の推移（構成比）          | 61 |
| 第8表 事業目的別にみた都道府県別1人当たり行政投資額の推移（対全国指数）   | 63 |
| 第9-1表 都道府県別可住地単位面積（1k㎡）当たり投資額の推移        | 69 |
| 第9-2表 都道府県別可住地単位面積（1k㎡）当たり投資額の推移（対全国指数） | 71 |
| 第10-1表 ブロック別にみた事業目的別投資額の推移              | 73 |
| 第10-2表 ブロック別にみた事業目的別投資額の推移（構成比）         | 73 |
| 第11-1表 事業目的別にみたブロック別投資額の推移              | 85 |
| 第11-2表 事業目的別にみたブロック別投資額の推移（構成比）         | 89 |

## 第2編 基礎資料

令和5年度都道府県別行政投資実績・・・・・・・・・・・・・・・・・・ 92

(付録) 公的固定資本形成と行政投資実績の調査対象の比較・・・・・・・・・・ 211

## ○都道府県別行政投資実績調査要領等

### 1. 行政投資の内容

(1) 行政投資の調査対象となる事業主体は、原則として国民経済計算体系（SNA）における公的固定資本形成に係る事業主体の全てであるが、いわゆる政府関係機関のうち次の機関は業務の性質等を考慮して含めていない（付録参照）。

ア 特殊法人（公社・公団を含む）、認可法人等

イ 独立行政法人（森林研究・整備機構、鉄道建設・運輸施設整備支援機構、水資源機構、都市再生機構等を除く）

ウ 地方公共団体関係のうち財産区、地方開発事業団、港務局、地方住宅供給公社、土地開発公社、地方道路公社

なお、調査年度別の調査対象事業客体は、別表1のとおりである。

(2) 行政投資の調査対象事業の分類は、別表2のとおりである。投資額の算定においては、事業費支弁に係る人件費、旅費、庁費及び工事諸費などの事務費も含める。また、行政投資の場合には、用地費及び補償費が含まれ、都市再生機構の分譲住宅建設費のような民間に分譲されるものに係る経費も一部含まれている。

(3) 平成27年度から国民経済計算の基準は93SNAから2008SNAに移行したが、行政投資と2008SNAという公的固定資本形成とでは、調査対象となる事業主体及び投資額算定の範囲が次の点で異なる。

ア 公的固定資本形成にはいわゆる政府関係機関のうち(1)において行政投資の対象外とした政府関係機関も含まれる。

イ 行政投資では用地費、補償費、維持補修費及び民間への資金的補助金が含まれるが、公的固定資本形成では含まれない。

なお、本報告書における国内総生産関係の統計値は、平成6年度以降は2008SNA、平成2年度から平成5年度までは93SNA、昭和40年度以降平成元年度までは68SNA、昭和39年度以前は旧SNAによるものを使用している。

### 2. 調査の方法及び調査事項等

#### (1) 調査の経緯

この調査は、昭和37年度から実施しているものである。昭和37年度調査においては、国（公団等を含む。）及び都道府県が投資主体となるものにあつては昭和26～35年度までの10か年度分を、市町村（特別区を含む。）が投資主体となるものにあつては昭和33～35年度までの3か年度分を調査し、昭和38年3月に公表した。また、昭和39年度に昭和36～38年度までの3か年度分を調査、公表し、以後調査対象年度分を翌年度に調査、翌々年度に公表している。

(2) 調査の方法

ア 国及び独立行政法人の事業に係る投資額は、関係各省庁に調査を依頼した。

イ 都道府県の事業及び市町村の事業に係る投資額は、昭和37～42年度調査においては都道府県に委託し、昭和43年度以降は地方財政状況調査・地方公営企業決算状況調査（総務省自治財政局）により調査した。

(3) 調査事項

調査事項は、各年度における国（独立行政法人を含む。）及び地方公共団体（一部事務組合を含み、財産区及び地方開発事業団を除く。）の行政投資の都道府県別、経費負担区分別の実績（歳出決算額）である。

(4) 国、都道府県及び市町村の事業内容

ア 国の事業（集計上、国の事業と独立行政法人の事業を合計した事業）

（ア）国の事業

A 直轄事業

B 地方公共団体以外に対する補助金

（イ）独立行政法人の事業

A 直轄事業

ただし、地方公共団体の負担に係る事業における当該地方公共団体の負担額を除く。

B 地方公共団体以外に対する補助金

イ 都道府県の事業

（ア）都道府県で施行した事業

（イ）市町村以外に対する補助金

ウ 市町村の事業

（ア）市町村で施行した事業

（注） ア～ウの各事業主体間の事業の受委託関係については、重複計上を避けるため、国（独立行政法人を含む。）相互間及び国（独立行政法人を含む。）と地方公共団体間については委託側に計上し、地方公共団体相互間については受託側に計上している。

(5) 投資額及び負担区分

ア 投資額

投資額は、整備事業費（用地費、補償費を含む。）、施設の維持補修費（事業費支弁に係る人件費、旅費、庁費等）及び計画調査費をいい、歳出決算額によった。

イ 負担区分

（ア）国（独立行政法人を含む。）の事業

A 国 費 （国及び独立行政法人の事業費）－（地方公共団体の直轄事業負担金）

B 都道府県費 都道府県歳出の直轄事業負担金

C 市町村費 市町村歳出の直轄事業負担金

（イ）都道府県の事業

A 国 費 都道府県歳入科目の「国庫支出金」として、当該年度に歳入決算されたもの

B 都道府県費 A及びC以外の財源

C 市町村費 都道府県歳入科目の「負担金・分担金・寄付金」のうち、市町村歳出に係るもの

(ウ) 市町村の事業

- A 国 費 市町村歳入科目の「国庫支出金」及び「都道府県支出金」のうち国庫財源分で当該年度に歳入決算されたもの
- B 都道府県費 市町村歳入科目の「都道府県支出金」から国庫財源分を控除した額
- C 市町村費 A及びB以外の財源

(6) その他

- ア 1人当たりの投資額を算出するための都道府県別人口は、総務省統計局の令和5年10月1日現在の人口推計数値を使用した。
- イ 可住地面積は全面積から林野面積と湖沼面積を差し引いたものであり、林野庁「森林資源現況」（令和4年3月31日現在）及び国土交通省国土地理院「全国都道府県市区町村別面積調」（令和6年1月1日現在）の数値を使用した。
- ウ 東日本大震災復旧・復興分とは、投資額のうち東日本大震災に係る国の令和5年度東日本大震災復興特別会計の予算において計上された復旧・復興に関する事業及び東日本大震災に係る復旧・復興に関する単独事業（地方公共団体が国の補助を受けずに、自主財源でその団体の自主的な判断に基づき行う事業）の数値である（東日本大震災を教訓として、全国的に緊急的に実施する必要性が高く、即効性のある防災・減災等のための施策として実施した全国防災事業は対象としない）。
- エ 各項目についての計数は、表示単位未満を四捨五入したものである。したがって、その内訳は合計と一致しない場合がある。

別表1

## 調査年度別調査対象客体一覧

| 昭和26～<br>32年度      | 昭和33～<br>35年度   | 昭和36～<br>41年度 | 昭和42～<br>43年度 | 昭和44<br>年度 | 昭和45～<br>48年度 | 昭和49<br>年度 | 昭和50～<br>55年度 | 昭和56<br>年度    | 昭和57～<br>59年度 | 昭和60～<br>61年度 | 昭和62～<br>平成10年度 | 平成11～<br>14年度 | 平成15<br>年度      | 平成16～<br>17年度                   | 平成18～<br>19年度 | 平成20～<br>26年度         | 平成27～<br>28年度               | 平成29～<br>30年度                 | 令和元～<br>令和5年度 |
|--------------------|-----------------|---------------|---------------|------------|---------------|------------|---------------|---------------|---------------|---------------|-----------------|---------------|-----------------|---------------------------------|---------------|-----------------------|-----------------------------|-------------------------------|---------------|
| 国                  | "               | "             | "             | "          | "             | "          | "             | "             | "             | "             | "               | "             | "               | "                               | "             | "                     | "                           | "                             | "             |
| 地方公共団体<br>(都道府県のみ) | 地方公共<br>団体      | "             | "             | "          | "             | "          | "             | "             | "             | "             | "               | "             | "               | "                               | "             | "                     | "                           | "                             | "             |
| 日本道路公団             | "               | "             | "             | "          | "             | "          | "             | "             | "             | "             | "               | "             | "               | "                               | "             | "                     | "                           | "                             | "             |
| 首都高道路公団            | "               | "             | "             | "          | "             | "          | "             | "             | "             | "             | "               | "             | "               | "                               | "             | "                     | "                           | "                             | "             |
| 日本住宅公団             | "               | "             | "             | "          | "             | "          | "             | 住宅・都市<br>整備公団 | "             | "             | "               | 都市基盤<br>整備公団  | "               | 独立行政法人<br>都市再生機構                | "             | "                     | "                           | "                             | "             |
| 森林開発公団             | "               | "             | "             | "          | "             | "          | "             | "             | "             | "             | "               | 緑資源公団         | 独立行政法人<br>緑資源機構 | "                               | "             | 独立行政法人<br>森林総合<br>研究所 | 国立研究<br>開発法人<br>森林総合<br>研究所 | 国立研究<br>開発法人<br>森林研究・<br>整備機構 | "             |
| 愛知用水公団             | "               | "             | "             | "          | "             | "          | "             | "             | "             | "             | "               | "             | "               | "                               | "             | "                     | "                           | "                             | "             |
|                    | 帝都高速度<br>交通営団   | "             | "             | "          | "             | "          | "             | "             | "             | "             | "               | "             | "               | "                               | "             | "                     | "                           | "                             | "             |
|                    | 八郎潟新農村建設<br>事業団 | "             | "             | "          | "             | "          | "             | "             | "             | "             | "               | "             | "               | "                               | "             | "                     | "                           | "                             | "             |
|                    | 阪神高速<br>道路公団    | "             | "             | "          | "             | "          | "             | "             | "             | "             | "               | "             | "               | "                               | "             | "                     | "                           | "                             | "             |
|                    | 水資源開発<br>公団     | "             | "             | "          | "             | "          | "             | "             | "             | "             | "               | "             | "               | 独立行政法人<br>水資源機構                 | "             | "                     | "                           | "                             | "             |
|                    | 京浜外貿<br>埠頭公団    | "             | "             | "          | "             | "          | "             | "             | "             | "             | "               | "             | "               | "                               | "             | "                     | "                           | "                             | "             |
|                    | 阪神外貿<br>埠頭公団    | "             | "             | "          | "             | "          | "             | "             | "             | "             | "               | "             | "               | "                               | "             | "                     | "                           | "                             | "             |
|                    |                 |               |               |            | 本州四国<br>連絡橋公団 | "          | "             | "             | "             | "             | "               | "             | "               | "                               | "             | "                     | "                           | "                             | "             |
|                    |                 |               |               |            | 新東京国際<br>空港公団 | "          | "             | "             | "             | "             | "               | "             | "               | "                               | "             | "                     | "                           | "                             | "             |
|                    |                 |               |               |            | 日本専売<br>公社    | "          | "             | "             | "             | "             | "               | "             | "               | "                               | "             | "                     | "                           | "                             | "             |
|                    |                 |               |               |            | 日本電信<br>電話公社  | "          | "             | "             | "             | "             | "               | "             | "               | "                               | "             | "                     | "                           | "                             | "             |
|                    |                 |               |               |            | 日本原子力<br>研究所  | "          | "             | "             | "             | "             | "               | "             | "               | "                               | "             | "                     | "                           | "                             | "             |
|                    |                 |               |               |            | 電源開発<br>株式会社  | "          | "             | "             | "             | "             | "               | "             | "               | "                               | "             | "                     | "                           | "                             | "             |
|                    |                 |               |               |            | 日本国有<br>鉄道    | "          | "             | "             | "             | "             | "               | "             | "               | "                               | "             | "                     | "                           | "                             | "             |
|                    |                 |               |               |            | 日本鉄道<br>建設公団  | "          | "             | "             | "             | "             | "               | "             | "               | 独立行政法人<br>鉄道建設・<br>運輸施設整備<br>機構 | "             | "                     | "                           | "                             | "             |

- (注)1. 愛知用水公団事業は昭和30年度から開始され、昭和44年度からは水資源開発公団に引き継がれた。
2. 帝都高速度交通営団及び八郎潟新農村建設事業団に係る調査は昭和42年度に実施したものであるが、投資額は昭和33年度にさかのぼって調査してあるので、本書においては昭和33年度から含めた。  
ただし、八郎潟新農村建設事業団に係る投資は昭和48年度までである。
3. 京浜及び阪神外貿埠頭公団事業は昭和57年4月1日から東京港、横浜港、大阪港及び神戸港埠頭公社に引き継がれた。
4. 日本専売公社及び日本電信電話公社は昭和60年4月1日から民営化されたので、調査対象から除外した。
5. 日本国有鉄道は昭和62年4月1日から民営化されたので、調査対象から除外した。
6. 森林開発公団は平成10年10月1日から緑資源公団に引き継がれた。
7. 緑資源開発公団は平成15年10月1日から独立行政法人化した。
8. 水資源開発公団は平成15年10月1日から独立行政法人化した。
9. 日本鉄道建設公団は平成15年10月1日から独立行政法人化した。
10. 電源開発株式会社は平成15年10月1日に根拠法が廃止され、平成16年10月1日に完全民営化されたので、調査対象から除外した。
11. 帝都高速度交通営団は平成16年4月1日から民営化されたので、調査対象から除外した。
12. 新東京国際空港公団は平成16年4月1日から民営化されたので、調査対象から除外した。
13. 都市基盤整備公団は平成16年7月1日から独立行政法人化した。
14. 日本道路公団は平成17年10月1日から民営化されたので、調査対象から除外した。
15. 首都高道路公団は平成17年10月1日から民営化されたので、調査対象から除外した。
16. 阪神高速道路公団は平成17年10月1日から民営化されたので、調査対象から除外した。
17. 本州四国連絡橋公団は平成17年10月1日から民営化されたので、調査対象から除外した。
18. 日本原子力研究所は平成17年10月1日に核燃料サイクル開発機構と統合され、独立行政法人日本原子力研究開発機構となったため、旧日本原子力研究所の行政投資実績を算出することが困難となったことから調査対象から除外した。なお、平成17年度については独立行政法人化前の実績を調査対象とした。
19. 独立行政法人緑資源機構は平成20年4月1日から独立行政法人森林総合研究所に引き継がれた。
20. 独立行政法人森林総合研究所は平成27年4月1日から国立研究開発法人森林総合研究所に名称を変更した。
21. 国立研究開発法人森林総合研究所は平成29年4月1日から国立研究開発法人森林研究・整備機構に名称を変更した。

別表2

調査対象事業の分類

| 大分類    | 中分類     | 小分類        | 大分類     | 中分類         | 小分類        |            |                    |                  |
|--------|---------|------------|---------|-------------|------------|------------|--------------------|------------------|
| I 一般事業 | 道 路     | 国 県 道      | II 公営企業 | 水 道         | (簡易水道を含む。) |            |                    |                  |
|        |         | 市 町 村 道    |         | 工 業 用 水 道   |            |            |                    |                  |
|        | 街 路     | (鈹害復旧を含む。) |         | 農 業 基 盤 整 備 | 軌 道        | (地方鉄道を含む。) |                    |                  |
|        |         |            |         |             | 都 市 計 画    | 自 動 車 運 送  |                    |                  |
|        | 港 湾     |            |         |             | 地 下 鉄      |            |                    |                  |
|        | 農 林 水 産 |            |         |             | 林 道        | 船 舶        |                    |                  |
|        |         |            |         |             | 造 林        | 電 気        |                    |                  |
|        | 住 宅     |            |         |             | 漁 港        | ガ ス        |                    |                  |
|        |         |            |         |             | そ の 他      | 港 湾 整 備    |                    |                  |
|        | 環 境 衛 生 |            |         |             | 保 健 医 療    | そ の 他      | 病 院                |                  |
|        |         |            |         |             |            | 厚 生 福 祉    | 市 場                |                  |
|        | 治 山 治 水 |            |         |             |            | 国 立 公 園    | と 畜 場              |                  |
|        |         |            |         |             |            | 社 会 福 祉    | 観 光 施 設            |                  |
|        | 海 岸 保 全 |            |         |             |            | 河 川        | 宅 地 造 成            |                  |
|        |         |            |         |             |            | 砂 防        | 公 共 下 水 道          |                  |
|        | 文 教 施 設 |            |         |             |            | 治 山        | 有 料 道 路            |                  |
|        |         |            |         |             |            | 失 業 対 策    | 駐 車 場              |                  |
|        | 災 害 復 旧 |            |         |             |            | (鈹害復旧を含む。) | 介 護 サ ー ビ ス        |                  |
|        |         |            |         |             |            |            | 官 庁 営 繕 港          | そ の 他            |
|        | 空 港     |            |         |             |            | III 収益事業   | IV 国民健康<br>保 険 事 業 | V 介 護 保 険<br>事 業 |
| 鉄 道    |         |            |         |             |            |            |                    |                  |
| そ の 他  |         |            |         |             |            |            |                    |                  |

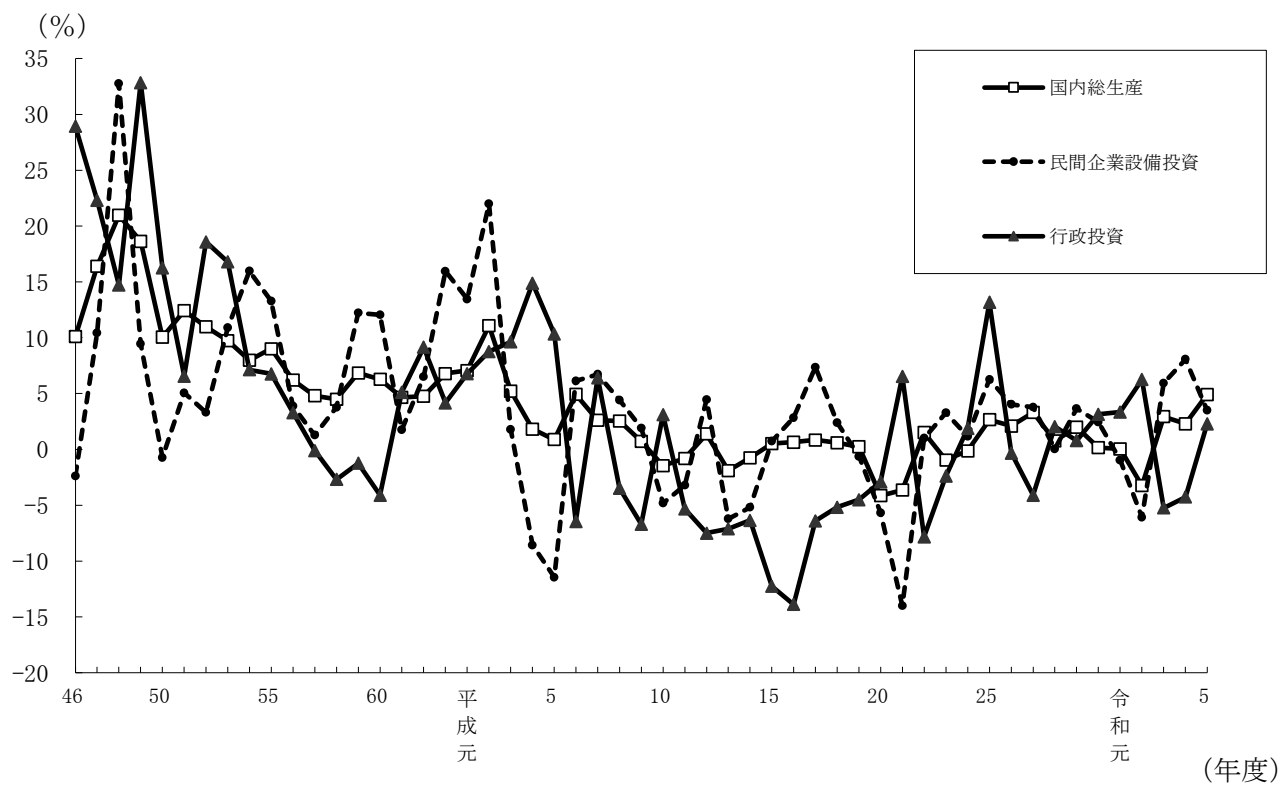
# I 総投資の動向

## 第1表 行政投資額の推移

| 年 度  | 行政投資額                     | 対前年度増減率 | 指 数<br>(平成27年度=100) |
|------|---------------------------|---------|---------------------|
| 昭和33 | 687,170 百万円               | — %     | 3                   |
| 50   | 16,513,651                | 16.3    | 70                  |
| 51   | 17,598,049                | 6.6     | 74                  |
| 52   | 20,868,423                | 18.6    | 88                  |
| 53   | 24,372,545                | 16.8    | 103                 |
| 54   | 26,110,383                | 7.1     | 110                 |
| 55   | 27,876,490                | 6.8     | 118                 |
| 56   | 28,793,442                | 3.3     | 122                 |
| 57   | 28,762,119                | △ 0.1   | 122                 |
| 58   | 27,987,251                | △ 2.7   | 118                 |
| 59   | 27,640,082                | △ 1.2   | 117                 |
| 60   | 26,505,502                | △ 4.1   | 112                 |
| 61   | 27,860,791                | 5.1     | 118                 |
| 62   | 30,411,566                | 9.2     | 129                 |
| 63   | 31,678,983                | 4.2     | 134                 |
| 平成元  | 33,827,554                | 6.8     | 143                 |
| 2    | 36,793,740                | 8.8     | 156                 |
| 3    | 40,336,216                | 9.6     | 171                 |
| 4    | 46,337,275                | 14.9    | 196                 |
| 5    | 51,126,950                | 10.3    | 216                 |
| 6    | 47,828,735                | △ 6.5   | 202                 |
| 7    | 50,894,394                | 6.4     | 215                 |
| 8    | 49,126,662                | △ 3.5   | 208                 |
| 9    | 45,837,879                | △ 6.7   | 194                 |
| 10   | 47,261,306                | 3.1     | 200                 |
| 11   | 44,743,778                | △ 5.3   | 189                 |
| 12   | 41,391,349                | △ 7.5   | 175                 |
| 13   | 38,449,163                | △ 7.1   | 163                 |
| 14   | 36,007,311                | △ 6.4   | 152                 |
| 15   | 31,594,065                | △ 12.3  | 134                 |
| 16   | 27,209,925                | △ 13.9  | 115                 |
| 17   | 25,469,096                | △ 6.4   | 108                 |
| 18   | 24,151,818                | △ 5.2   | 102                 |
| 19   | 23,064,485                | △ 4.5   | 98                  |
| 20   | 22,394,503                | △ 2.9   | 95                  |
| 21   | 23,857,659                | 6.5     | 101                 |
| 22   | 21,990,079                | △ 7.8   | 93                  |
| 23   | 21,465,687<br>(691,298)   | △ 2.4   | 91                  |
| 24   | 21,869,825<br>(1,052,092) | 1.9     | 92                  |
| 25   | 24,749,805<br>(997,389)   | 13.2    | 105                 |
| 26   | 24,667,204<br>(734,081)   | △ 0.3   | 104                 |
| 27   | 23,654,237<br>(831,669)   | △ 4.1   | 100                 |
| 28   | 24,137,629<br>(927,898)   | 2.0     | 102                 |
| 29   | 24,326,981<br>(874,841)   | 0.8     | 103                 |
| 30   | 25,090,815<br>(761,888)   | 3.1     | 106                 |
| 令和元  | 25,929,619<br>(623,692)   | 3.3     | 110                 |
| 2    | 27,551,000<br>(985,173)   | 6.3     | 116                 |
| 3    | 26,108,016<br>(306,385)   | △ 5.2   | 110                 |
| 4    | 24,995,317<br>(192,879)   | △ 4.3   | 106                 |
| 5    | 25,565,807<br>(152,467)   | 2.3     | 108                 |

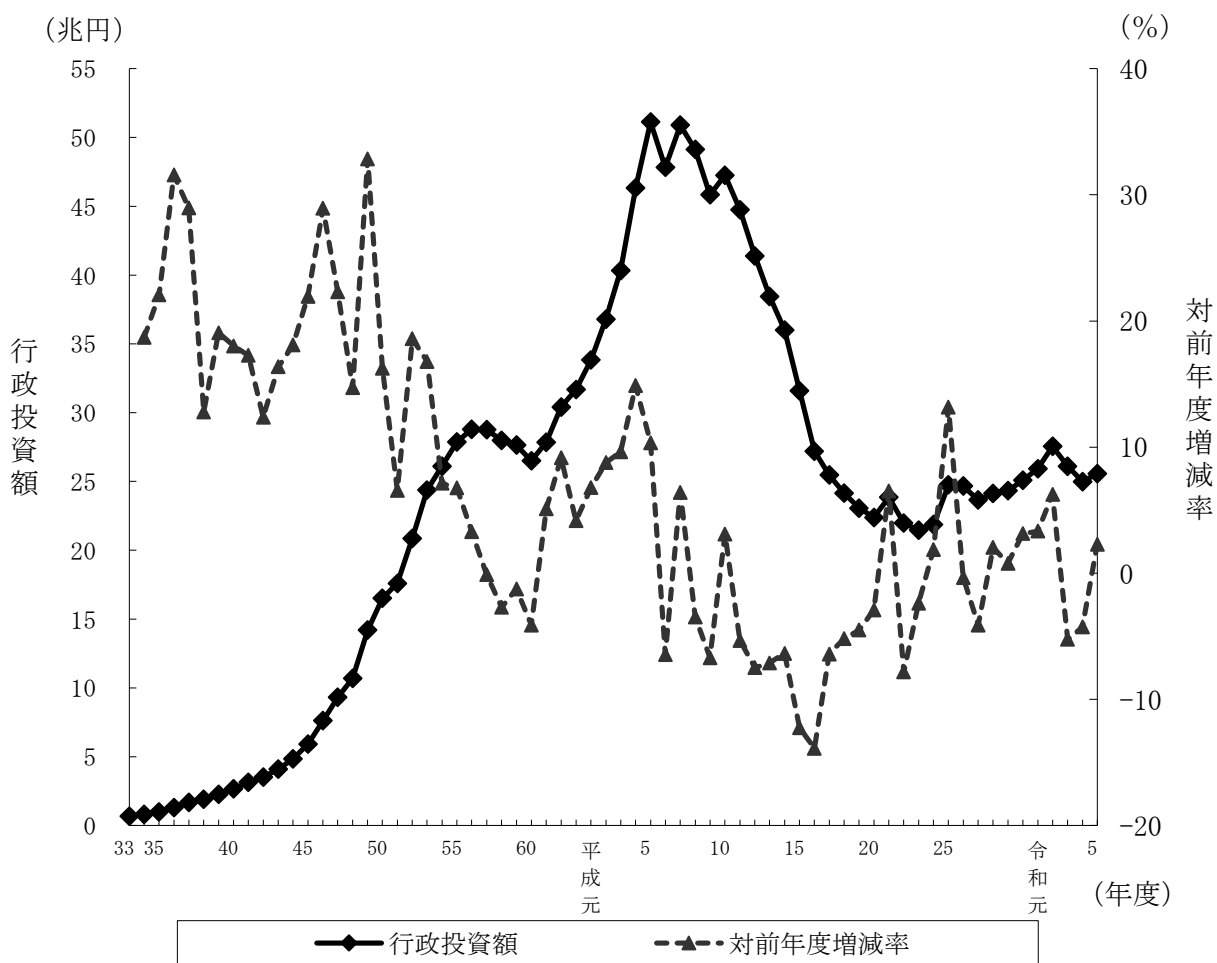
- (注) 1. 昭和47年度からは沖縄県を含む。  
 2. 専売・電電(昭和59年度まで)、国鉄(昭和61年度まで)を含む推移。  
 3. △印は減少を示す。  
 4. ( )内の数値は、東日本大震災復旧・復興分である。

第1図 行政投資と主要経済指標の対前年度増減率の推移



※国内総生産及び民間企業設備投資の対前年度増減率はいずれも名目値

第2図 行政投資額と対前年度増減率の推移

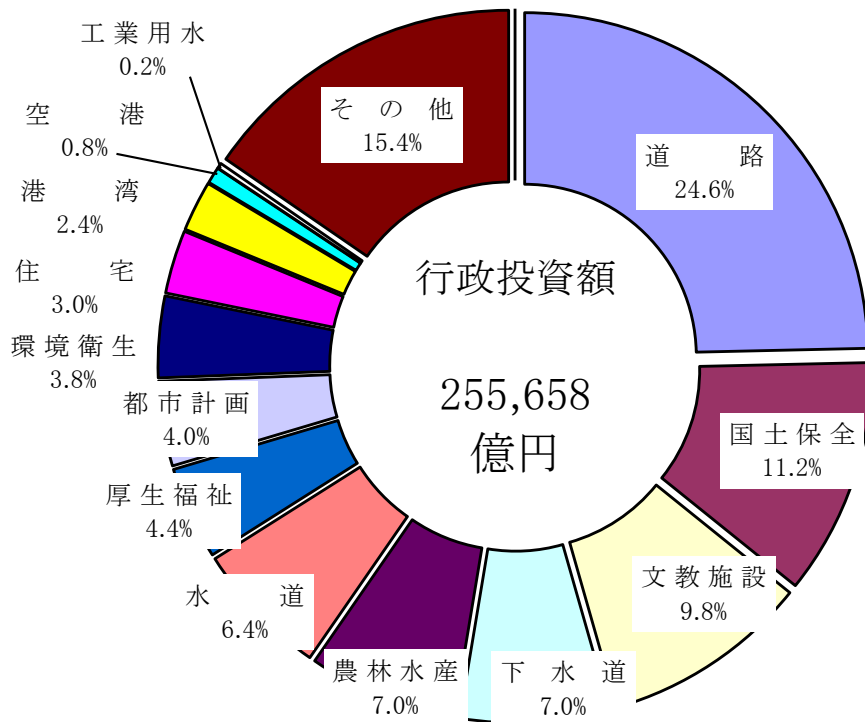


第2表 事業別行政投資額

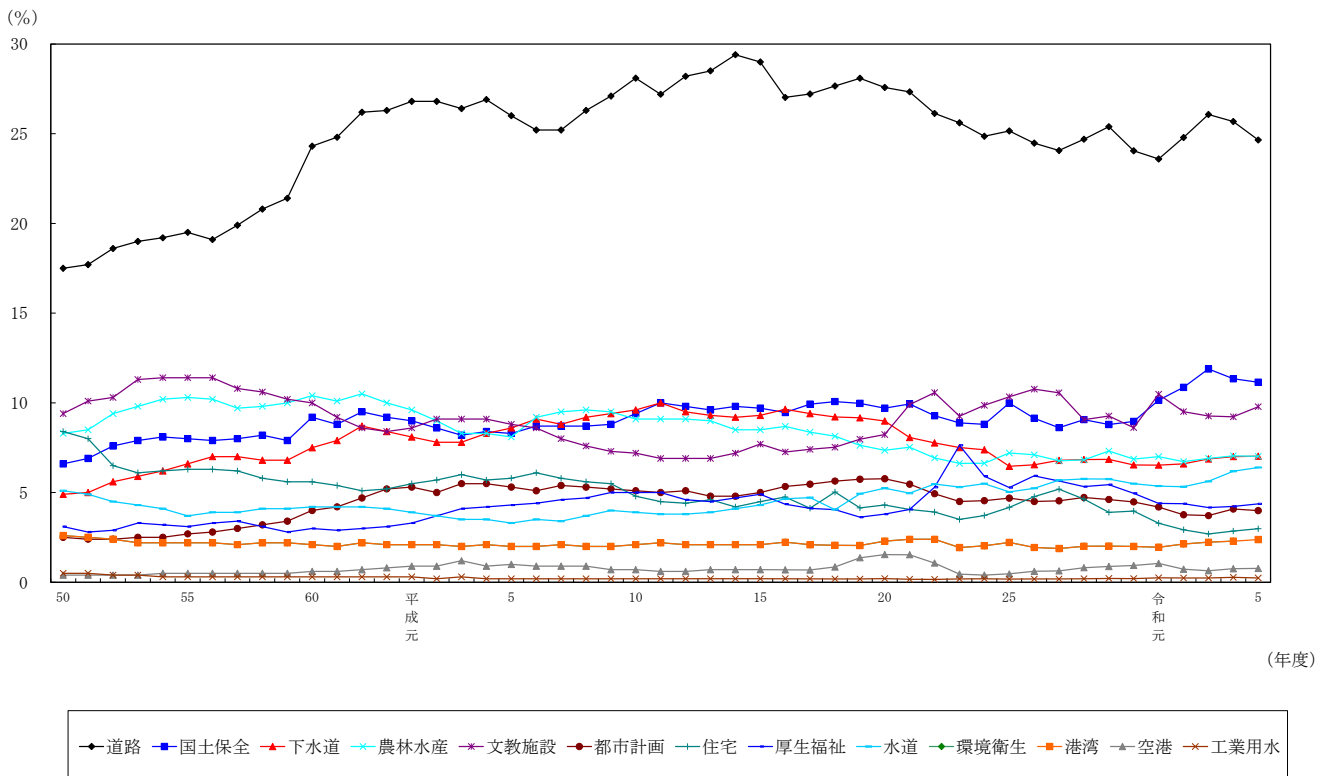
| 事業名  | 区分 | 行政投資額      | 構成比        | 対前年度増減額   | 対前年度増減率 |
|------|----|------------|------------|-----------|---------|
|      |    | 百万円        | %          | 百万円       | %       |
| 合計   |    | 25,565,807 | 100.0 (順位) | 570,490   | 2.3     |
| 道路   |    | 6,301,512  | 24.6 (1)   | △ 115,347 | △ 1.8   |
| 港湾   |    | 607,112    | 2.4 (12)   | 34,878    | 6.1     |
| 空港   |    | 197,158    | 0.8 (13)   | 9,265     | 4.9     |
| 国土保全 |    | 2,850,928  | 11.2 (3)   | 15,493    | 0.5     |
| 農林水産 |    | 1,794,052  | 7.0 (6)    | 33,077    | 1.9     |
| 住宅   |    | 762,955    | 3.0 (11)   | 48,690    | 6.8     |
| 都市計画 |    | 1,019,383  | 4.0 (9)    | △ 903     | △ 0.1   |
| 環境衛生 |    | 980,170    | 3.8 (10)   | 128,913   | 15.1    |
| 厚生福祉 |    | 1,116,639  | 4.4 (8)    | 60,888    | 5.8     |
| 文教施設 |    | 2,501,792  | 9.8 (4)    | 196,112   | 8.5     |
| 水道   |    | 1,635,555  | 6.4 (7)    | 88,692    | 5.7     |
| 下水道  |    | 1,796,316  | 7.0 (5)    | 47,052    | 2.7     |
| 工業用水 |    | 62,269     | 0.2 (14)   | △ 5,132   | △ 7.6   |
| その他  |    | 3,939,967  | 15.4 (2)   | 28,811    | 0.7     |

- (注) 1. 道路には、街路を含む。  
 2. 港湾には、港湾整備を含む。  
 3. 国土保全は、治山治水と海岸保全との合計である。  
 4. 厚生福祉には、病院、介護サービス、国民健康保険事業、老人保健医療事業、介護保険事業、後期高齢者医療事業及び公立大学附属病院事業を含む。  
 5. その他は、上記以外のすべての事業である。

第3図 事業別行政投資額の構成比



第4図 主要事業別行政投資額の構成比の推移

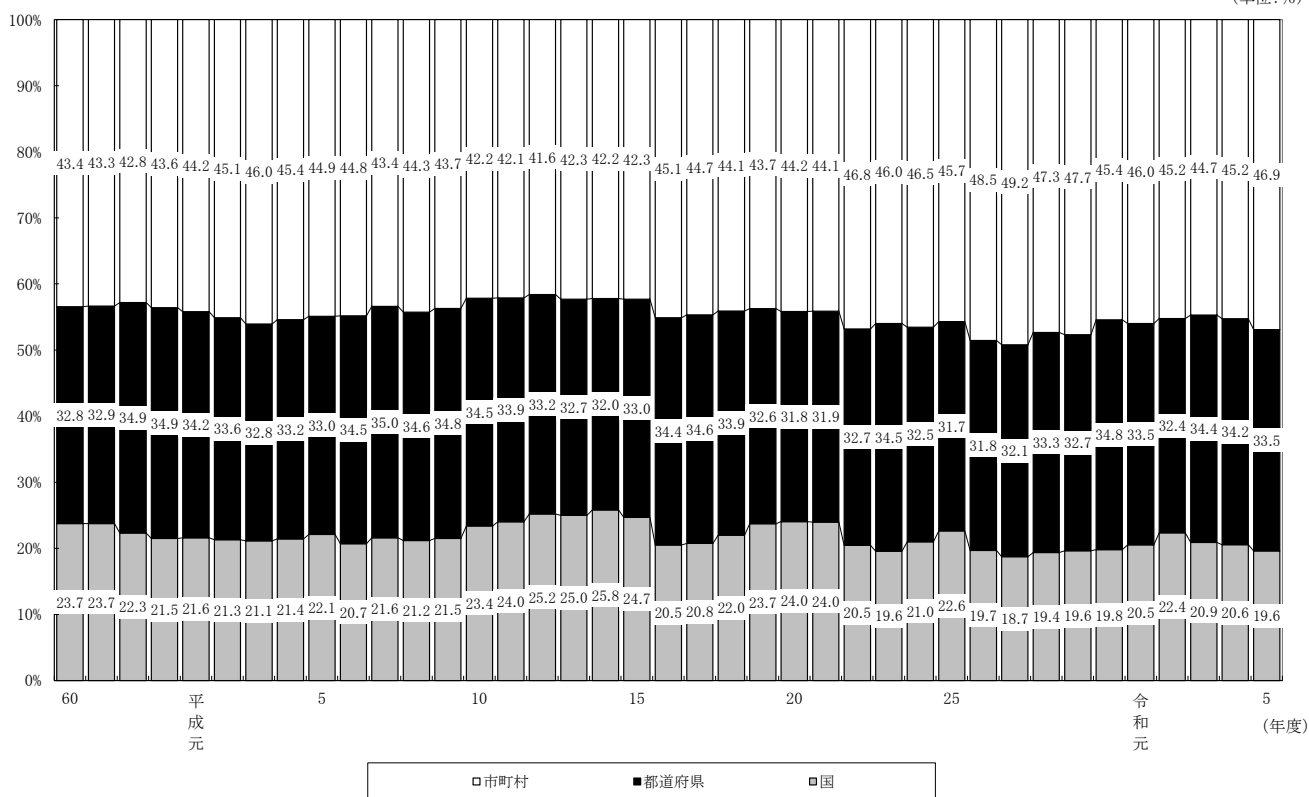


第3表 事業主体別行政投資額

|      | 行政投資額      | 対前年度増減率 | 構成比   |
|------|------------|---------|-------|
|      | 百万円        | %       | %     |
| 合計   | 25,565,807 | 2.3     | 100.0 |
| 国    | 5,010,967  | △ 2.5   | 19.6  |
| 都道府県 | 8,565,116  | 0.2     | 33.5  |
| 市町村  | 11,989,724 | 6.0     | 46.9  |

第5図 事業主体別行政投資額の構成比の推移

(単位:%)



(注) 昭和50年度以降、国には、電電公社、国鉄等が含まれている。

ただし、昭和60年度以降の国には専売公社、電電公社が、昭和62年度以降の国には国鉄が含まれていない。

また、平成16年度以降の国には、日本道路公団、首都高速道路公団、帝都高速交通営団、阪神高速道路公団、本州四国連絡橋公団、新東京国際空港公団、電源開発株式会社が含まれていない。

さらに、平成18年度以降の国には、日本原子力研究所が含まれていない。

第4表 事業主体別にみた行政投資額（構成比）

（単位：％）

| 主体区分 \ 事業区分 | 道<br>路 | 港<br>湾 | 空<br>港 | 国<br>土<br>保<br>全 | 農<br>林<br>水<br>産 | 住<br>宅 | 都<br>市<br>計<br>画 | 環<br>境<br>衛<br>生 | 厚<br>生<br>福<br>祉 | 文<br>教<br>施<br>設 |
|-------------|--------|--------|--------|------------------|------------------|--------|------------------|------------------|------------------|------------------|
| 国           | 29.2   | 48.5   | 87.5   | 37.9             | 21.4             | 15.7   | 3.4              | 8.5              | 1.7              | 5.2              |
| 都道府県        | 39.2   | 31.5   | 10.9   | 55.2             | 57.0             | 35.1   | 23.6             | 6.5              | 23.9             | 18.1             |
| 市町村         | 31.6   | 20.1   | 1.6    | 6.8              | 21.6             | 49.2   | 73.0             | 84.9             | 74.4             | 76.7             |
| 合計          | 100.0  | 100.0  | 100.0  | 100.0            | 100.0            | 100.0  | 100.0            | 100.0            | 100.0            | 100.0            |

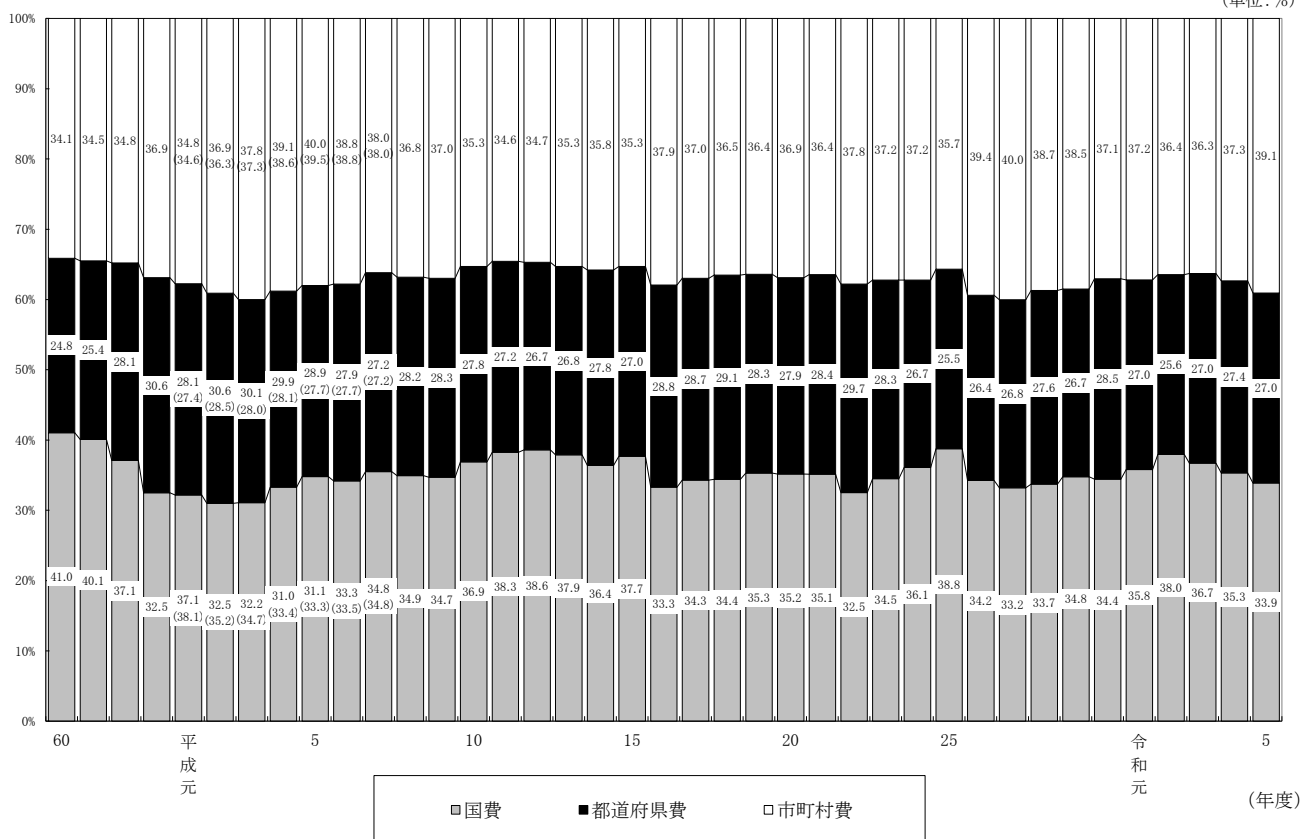
※ 端数調整により内訳の合計と一致しない場合がある。

第5表 経費負担別行政投資額

|       | 行政投資額      | 対前年度増減率 | 構成比   |
|-------|------------|---------|-------|
|       | 百万円        | %       | %     |
| 合計    | 25,565,807 | 2.3     | 100.0 |
| 国費    | 8,663,547  | △ 1.9   | 33.9  |
| 都道府県費 | 6,910,094  | 1.1     | 27.0  |
| 市町村費  | 9,992,166  | 7.1     | 39.1  |

第6図 経費負担別行政投資額の構成比の推移

(単位:%)



- (注) 1. 昭和50年度以降、国には、電電公社、国鉄等が含まれている。  
 ただし、昭和60年度以降の国には専売公社、電電公社が、昭和62年度以降の国には国鉄が含まれていない。  
 また、平成16年度以降の国には、日本道路公団、首都高速道路公団、帝都高速度交通営団、阪神高速道路公団、本州四国連絡橋公団、新東京国際空港公団、電源開発株式会社が含まれていない。  
 さらに、平成18年度以降の国には、日本原子力研究所が含まれていない。
2. ( ) 内は、特定資金公共事業債分を国費に算入した場合の構成比である (NTT—Bタイプ無利子貸付に係る経費が都道府県費または市町村費に算入されていた昭和62年から平成5年まで適用した。)

第6表 経費負担別にみた主要事業別行政投資額（構成比）

（単位：%）

| 事業区分<br>経費負担区分 | 道<br>路 | 港<br>湾 | 空<br>港 | 国<br>土<br>保<br>全 | 農<br>林<br>水<br>産 | 住<br>宅 | 都<br>市<br>計<br>画 | 環<br>境<br>衛<br>生 | 厚<br>生<br>福<br>祉 | 文<br>教<br>施<br>設 |
|----------------|--------|--------|--------|------------------|------------------|--------|------------------|------------------|------------------|------------------|
| 国 費            | 42.9   | 45.0   | 86.6   | 49.4             | 51.4             | 40.3   | 26.5             | 24.3             | 15.1             | 15.6             |
| 都道府県費          | 31.5   | 31.8   | 12.0   | 43.4             | 32.5             | 25.4   | 21.5             | 5.4              | 25.7             | 18.0             |
| 市町村費           | 25.6   | 23.2   | 1.4    | 7.2              | 16.1             | 34.3   | 52.0             | 70.4             | 59.3             | 66.4             |
| 合 計            | 100.0  | 100.0  | 100.0  | 100.0            | 100.0            | 100.0  | 100.0            | 100.0            | 100.0            | 100.0            |

※ 端数調整により内訳の合計と一致しない場合がある。

第7表 事業目的別行政投資額

(単位:百万円)

|            | 生活基盤       | 産業基盤      | 農林水産      | 国土保全      | その他       | 合計         |
|------------|------------|-----------|-----------|-----------|-----------|------------|
| 令和5年度      | 12,133,323 | 4,847,538 | 1,794,052 | 2,850,928 | 3,939,967 | 25,565,807 |
| 対前年度増減率(%) | 4.8        | △ 1.2     | 1.9       | 0.5       | 0.7       | 2.3        |
| 構成比        | 47.5%      | 19.0%     | 7.0%      | 11.2%     | 15.4%     | 100.0%     |

○事業目的別行政投資額

行政投資をその事業の目的別にそれぞれ以下のとおり、生活基盤投資、産業基盤投資、農林水産投資、国土保全投資及びその他の投資の5部門に分類。

生活基盤投資……………市町村道、街路、都市計画、住宅、環境衛生、厚生福祉（病院、介護サービス、国民健康保険、介護保険、後期高齢者医療事業及び公立大学附属病院の各事業を含む。）、文教施設、水道及び下水道の各投資

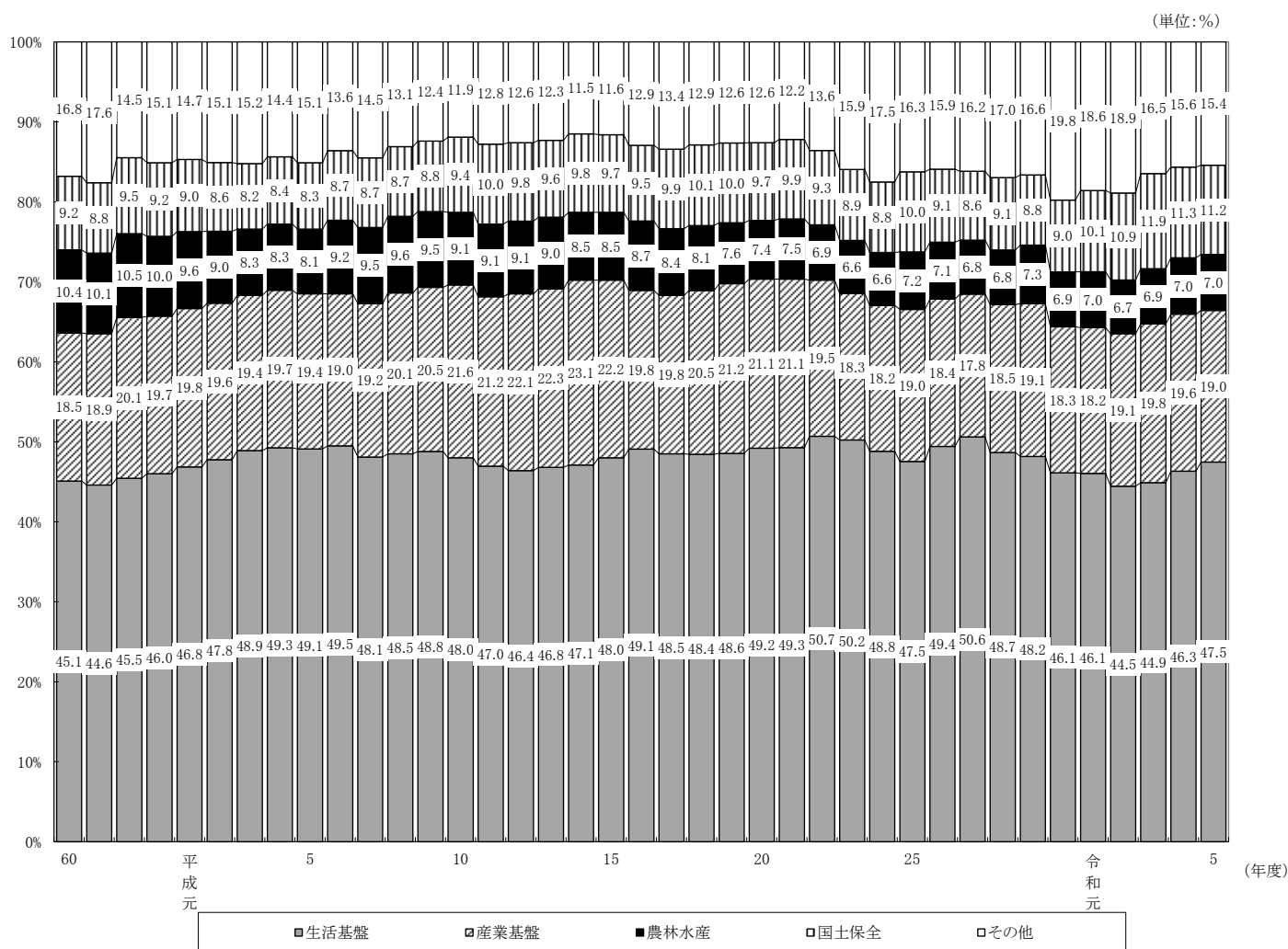
産業基盤投資……………国県道、港湾（港湾整備事業を含む。）、空港及び工業用水の各投資

農林水産投資……………農林水産関係の投資

国土保全投資……………治山治水及び海岸保全の各投資

その他の投資……………失業対策、災害復旧、官庁営繕、鉄道、地下鉄、電気、ガス等の上記以外の事業の各投資

第7図 事業目的別行政投資額の構成比の推移



第8表 事業主体別にみた事業目的別行政投資額

|        | 行政投資額      | 対前年度<br>増減率 | 構成比   |
|--------|------------|-------------|-------|
|        | 百万円        | %           | %     |
| 合計     | 25,565,807 | 2.3         | 100.0 |
| 国      | 5,010,967  | △ 2.5       | 19.6  |
| 都道府県   | 8,565,116  | 0.2         | 33.5  |
| 市町村    | 11,989,724 | 6.0         | 46.9  |
| 生活基盤投資 | 12,133,323 | 4.8         | 100.0 |
| 国      | 387,860    | 8.7         | 3.2   |
| 都道府県   | 2,405,739  | △ 0.7       | 19.8  |
| 市町村    | 9,339,723  | 6.1         | 77.0  |
| 産業基盤投資 | 4,847,538  | △ 1.2       | 100.0 |
| 国      | 2,305,169  | △ 0.2       | 47.6  |
| 都道府県   | 2,392,699  | △ 2.3       | 49.4  |
| 市町村    | 149,670    | △ 0.1       | 3.1   |
| 農林水産投資 | 1,794,052  | 1.9         | 100.0 |
| 国      | 383,399    | △ 1.1       | 21.4  |
| 都道府県   | 1,022,815  | 1.8         | 57.0  |
| 市町村    | 387,837    | 5.4         | 21.6  |
| 国土保全投資 | 2,850,928  | 0.5         | 100.0 |
| 国      | 1,081,509  | 0.2         | 37.9  |
| 都道府県   | 1,574,467  | 0.0         | 55.2  |
| 市町村    | 194,952    | 7.1         | 6.8   |
| その他の投資 | 3,939,967  | 0.7         | 100.0 |
| 国      | 853,029    | △ 15.2      | 21.7  |
| 都道府県   | 1,169,395  | 6.7         | 29.7  |
| 市町村    | 1,917,542  | 6.0         | 48.7  |

第9表 経費負担別にみた事業目的別行政投資額

|        | 行政投資額      | 対前年度<br>増減率 | 構成比   |
|--------|------------|-------------|-------|
|        | 百万円        | %           | %     |
| 合計     | 25,565,807 | 2.3         | 100.0 |
| 国費     | 8,663,547  | △ 1.9       | 33.9  |
| 都道府県費  | 6,910,094  | 1.1         | 27.0  |
| 市町村費   | 9,992,166  | 7.1         | 39.1  |
| 生活基盤投資 | 12,133,323 | 4.8         | 100.0 |
| 国費     | 2,527,685  | 1.4         | 20.8  |
| 都道府県費  | 2,012,596  | △ 0.4       | 16.6  |
| 市町村費   | 7,593,043  | 7.5         | 62.6  |
| 産業基盤投資 | 4,847,538  | △ 1.2       | 100.0 |
| 国費     | 2,615,922  | △ 1.3       | 54.0  |
| 都道府県費  | 2,014,762  | △ 0.9       | 41.6  |
| 市町村費   | 216,854    | △ 3.2       | 4.5   |
| 農林水産投資 | 1,794,052  | 1.9         | 100.0 |
| 国費     | 922,802    | △ 0.0       | 51.4  |
| 都道府県費  | 583,279    | 3.0         | 32.5  |
| 市町村費   | 287,971    | 6.1         | 16.1  |
| 国土保全投資 | 2,850,928  | 0.5         | 100.0 |
| 国費     | 1,407,348  | △ 0.3       | 49.4  |
| 都道府県費  | 1,237,847  | 0.2         | 43.4  |
| 市町村費   | 205,733    | 9.2         | 7.2   |
| その他の投資 | 3,939,967  | 0.7         | 100.0 |
| 国費     | 1,189,791  | △ 11.8      | 30.2  |
| 都道府県費  | 1,061,610  | 8.0         | 26.9  |
| 市町村費   | 1,688,566  | 6.9         | 42.9  |

※ 端数調整により内訳の合計と一致しない場合がある。





第12表 事業主体別・経費負担別にみた事業目的別行政投資額

(単位:百万円, %)

|         | 合計      |            | 生活基盤    |            | 産業基盤    |           | 農林水産    |           | 国土保全    |           | その他の    |           |
|---------|---------|------------|---------|------------|---------|-----------|---------|-----------|---------|-----------|---------|-----------|
|         | 構成比     | 投資額        | 構成比     | 投資額        | 構成比     | 投資額       | 構成比     | 投資額       | 構成比     | 投資額       | 構成比     | 投資額       |
| 合計      | (100.0) | 25,565,807 | (100.0) | 12,133,323 | (100.0) | 4,847,538 | (100.0) | 1,794,052 | (100.0) | 2,850,928 | (100.0) | 3,939,967 |
| 国       | 100.0   | 8,663,547  | 100.0   | 2,527,685  | 100.0   | 2,615,922 | 100.0   | 922,802   | 100.0   | 1,407,348 | 100.0   | 1,189,791 |
| 都道府県    | 33.9    | 6,910,094  | 20.8    | 2,012,596  | 16.6    | 2,014,762 | 54.0    | 583,279   | 32.5    | 1,237,847 | 43.4    | 1,061,610 |
| 市町村     | 27.0    | 9,992,166  | 62.6    | 7,593,043  | 4.5     | 216,854   | 16.1    | 287,971   | 16.1    | 205,733   | 7.2     | 1,688,566 |
| 国       | (19.6)  | 5,010,967  | (3.2)   | 387,860    | (47.6)  | 2,305,169 | (21.4)  | 383,399   | (21.4)  | 1,081,509 | (37.9)  | 853,029   |
| 国       | 100.0   | 4,222,309  | 100.0   | 386,676    | 100.0   | 1,846,856 | 100.0   | 321,108   | 100.0   | 865,368   | 100.0   | 802,301   |
| 都道府県    | 84.3    | 664,116    | 99.7    | 896        | 80.1    | 378,857   | 83.8    | 42,793    | 83.8    | 192,271   | 80.0    | 49,299    |
| 市町村     | 13.3    | 124,542    | 0.2     | 288        | 16.4    | 79,455    | 11.2    | 19,498    | 11.2    | 23,871    | 17.8    | 1,430     |
| 市町村     | 2.5     |            | 0.1     |            | 3.4     |           | 5.1     |           | 5.1     |           | 2.2     |           |
| 都道府県の実施 | (33.5)  | 8,565,116  | (19.8)  | 2,405,739  | (49.4)  | 2,392,699 | (57.0)  | 1,022,815 | (57.0)  | 1,574,467 | (55.2)  | 1,169,395 |
| 国       | 100.0   | 2,456,540  | 100.0   | 493,948    | 100.0   | 748,538   | 100.0   | 501,521   | 100.0   | 526,015   | 100.0   | 186,518   |
| 都道府県    | 28.7    | 5,950,991  | 20.5    | 1,833,384  | 31.3    | 1,628,934 | 49.0    | 477,287   | 49.0    | 1,032,919 | 33.4    | 978,468   |
| 市町村     | 69.5    | 157,585    | 76.2    | 78,408     | 68.1    | 15,227    | 46.7    | 44,008    | 46.7    | 15,533    | 65.6    | 4,410     |
| 市町村     | 1.8     |            | 3.3     |            | 0.6     |           | 4.3     |           | 4.3     |           | 1.0     |           |
| 市町村の実施  | (46.9)  | 11,989,724 | (77.0)  | 9,339,723  | (3.0)   | 149,670   | (21.6)  | 387,837   | (21.6)  | 194,952   | (6.8)   | 1,917,542 |
| 国       | 100.0   | 1,984,698  | 100.0   | 1,647,060  | 100.0   | 20,527    | 100.0   | 100,173   | 100.0   | 15,966    | 100.0   | 200,972   |
| 都道府県    | 16.6    | 294,987    | 17.6    | 178,317    | 13.7    | 6,971     | 25.8    | 63,199    | 25.8    | 12,657    | 8.2     | 33,844    |
| 市町村     | 2.5     |            | 1.9     |            | 4.7     |           | 16.3    |           | 16.3    |           | 6.5     |           |
| 市町村     | 81.0    | 9,710,038  | 80.5    | 7,514,346  | 81.6    | 122,172   | 57.9    | 224,465   | 57.9    | 166,329   | 85.3    | 1,682,726 |

(注) ( ) 内は、事業主体別の構成比である。また、端数調整により内訳の合計と一致しない場合がある。

## Ⅱ 都道府県別行政投資の動向

第13表 都道府県別行政投資額

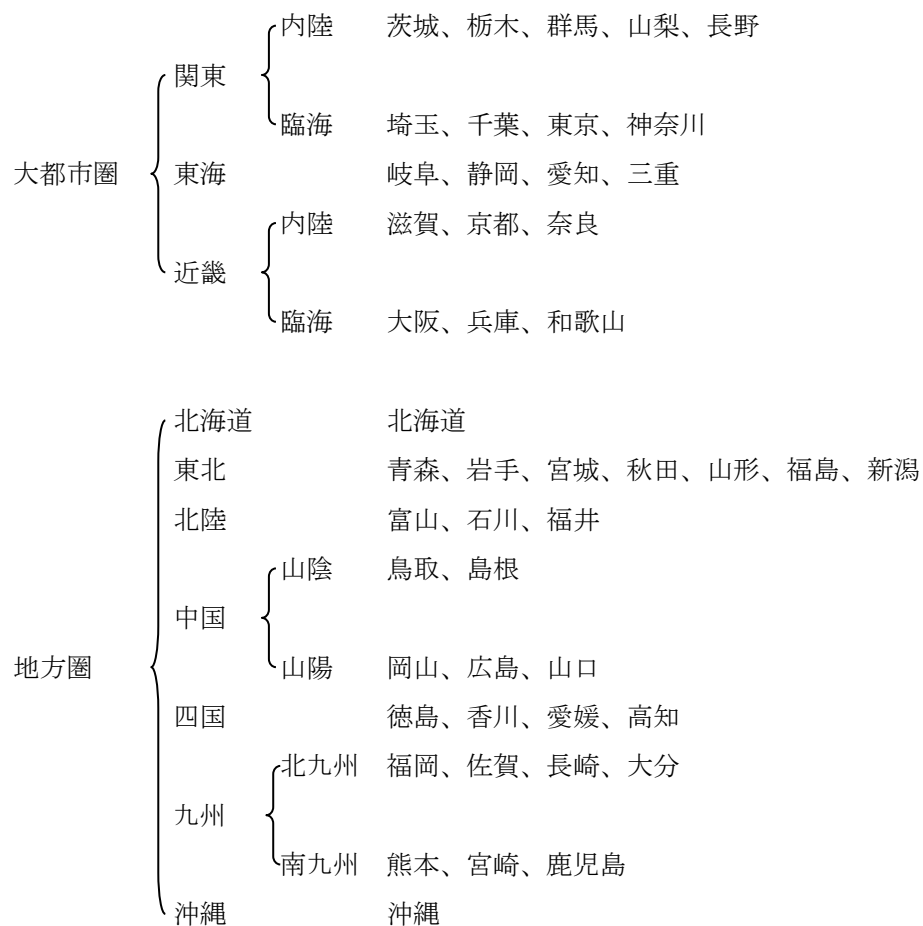
| 区分<br>都道府県 | 総投資額       |       |       | 1人当たり投資額 |       | 可住地単位面積当たり<br>行政投資額 |       |
|------------|------------|-------|-------|----------|-------|---------------------|-------|
|            | 金額         | 構成比   | 対前年度比 | 金額       | 対全国指数 | 金額                  | 対全国指数 |
|            | 百万円        | %     | %     | 円        |       | 千円                  |       |
| 全 国        | 25,565,807 | 100.0 | 102.3 | 205,592  | 100   | 203,937             | 100   |
| 北海道        | 1,920,869  | 7.5   | 105.6 | 377,199  | 183   | 70,297              | 34    |
| 青森県        | 355,250    | 1.4   | 100.2 | 299,947  | 146   | 111,749             | 55    |
| 岩手県        | 323,006    | 1.3   | 90.0  | 277,684  | 135   | 90,175              | 44    |
| 宮城県        | 510,684    | 2.0   | 91.3  | 225,524  | 110   | 163,786             | 80    |
| 秋田県        | 390,509    | 1.5   | 110.9 | 427,440  | 208   | 123,384             | 61    |
| 山形県        | 348,822    | 1.4   | 100.4 | 339,914  | 165   | 132,632             | 65    |
| 福島県        | 749,582    | 2.9   | 90.0  | 424,297  | 206   | 190,539             | 93    |
| 茨城県        | 561,155    | 2.2   | 100.5 | 198,667  | 97    | 140,888             | 69    |
| 栃木県        | 340,959    | 1.3   | 97.7  | 179,697  | 87    | 116,727             | 57    |
| 群馬県        | 318,035    | 1.2   | 106.0 | 167,231  | 81    | 150,656             | 74    |
| 埼玉県        | 812,698    | 3.2   | 104.8 | 110,852  | 54    | 311,976             | 153   |
| 千葉県        | 647,945    | 2.5   | 101.0 | 103,561  | 50    | 177,179             | 87    |
| 東京都        | 2,720,843  | 10.6  | 105.1 | 193,161  | 94    | 1,929,676           | 946   |
| 神奈川県       | 1,129,219  | 4.4   | 106.3 | 122,357  | 60    | 770,272             | 378   |
| 新潟県        | 655,212    | 2.6   | 108.6 | 308,140  | 150   | 162,745             | 80    |
| 富山県        | 249,526    | 1.0   | 97.1  | 247,855  | 121   | 177,346             | 87    |
| 石川県        | 324,712    | 1.3   | 100.4 | 292,809  | 142   | 245,251             | 120   |
| 福井県        | 345,625    | 1.4   | 88.5  | 464,297  | 226   | 323,619             | 159   |
| 山梨県        | 219,650    | 0.9   | 102.3 | 275,996  | 134   | 228,089             | 112   |
| 長野県        | 539,843    | 2.1   | 107.2 | 269,394  | 131   | 188,033             | 92    |
| 岐阜県        | 443,001    | 1.7   | 97.5  | 229,390  | 112   | 220,508             | 108   |
| 静岡県        | 663,620    | 2.6   | 108.6 | 186,657  | 91    | 242,020             | 119   |
| 愛知県        | 1,220,800  | 4.8   | 105.1 | 163,281  | 79    | 407,477             | 200   |
| 三重県        | 382,677    | 1.5   | 101.4 | 221,609  | 108   | 186,127             | 91    |
| 滋賀県        | 246,708    | 1.0   | 98.4  | 175,389  | 85    | 189,048             | 93    |
| 京都府        | 385,006    | 1.5   | 100.0 | 151,863  | 74    | 327,108             | 160   |
| 大阪府        | 1,113,458  | 4.4   | 102.0 | 127,066  | 62    | 832,803             | 408   |
| 兵庫県        | 816,403    | 3.2   | 93.2  | 152,034  | 74    | 290,225             | 142   |
| 奈良県        | 240,763    | 0.9   | 109.4 | 185,842  | 90    | 281,924             | 138   |
| 和歌山県       | 310,460    | 1.2   | 106.5 | 348,119  | 169   | 279,946             | 137   |
| 鳥取県        | 177,049    | 0.7   | 103.4 | 329,439  | 160   | 197,379             | 97    |
| 島根県        | 302,932    | 1.2   | 106.0 | 466,363  | 227   | 232,132             | 114   |
| 岡山県        | 391,977    | 1.5   | 108.2 | 212,257  | 103   | 172,906             | 85    |
| 広島県        | 586,106    | 2.3   | 102.6 | 214,075  | 104   | 248,035             | 122   |
| 山口県        | 311,040    | 1.2   | 113.9 | 239,710  | 117   | 178,247             | 87    |
| 徳島県        | 240,919    | 0.9   | 108.9 | 346,682  | 169   | 241,160             | 118   |
| 香川県        | 187,530    | 0.7   | 112.0 | 202,607  | 99    | 187,906             | 92    |
| 愛媛県        | 291,941    | 1.1   | 105.1 | 226,073  | 110   | 175,235             | 86    |
| 高知県        | 282,752    | 1.1   | 98.7  | 424,284  | 206   | 243,542             | 119   |
| 福岡県        | 905,267    | 3.5   | 101.3 | 177,408  | 86    | 329,668             | 162   |
| 佐賀県        | 245,759    | 1.0   | 86.1  | 309,186  | 150   | 184,504             | 90    |
| 長崎県        | 355,506    | 1.4   | 99.4  | 280,555  | 136   | 208,753             | 102   |
| 熊本県        | 541,490    | 2.1   | 99.5  | 316,877  | 154   | 192,086             | 94    |
| 大分県        | 334,999    | 1.3   | 107.4 | 305,572  | 149   | 182,959             | 90    |
| 宮崎県        | 300,032    | 1.2   | 102.1 | 287,877  | 140   | 159,506             | 78    |
| 鹿児島県       | 438,268    | 1.7   | 104.8 | 282,983  | 138   | 135,519             | 66    |
| 沖縄県        | 385,200    | 1.5   | 106.0 | 262,404  | 128   | 308,160             | 151   |

第13表の2 東日本大震災復旧・復興分を除いた都道府県別行政投資額

| 区分   | 総投資額       |       |       | 1人当たり投資額 |       | 可住地単位面積当たり行政投資額 |       |
|------|------------|-------|-------|----------|-------|-----------------|-------|
|      | 金額         | 構成比   | 対前年度比 | 金額       | 対全国指数 | 金額              | 対全国指数 |
| 都道府県 | 百万円        | %     | %     | 円        |       | 千円              |       |
| 全 国  | 25,413,338 | 100.0 | 102.5 | 204,366  | 100   | 202,721         | 100   |
| 北海道  | 1,920,852  | 7.6   | 105.6 | 377,196  | 185   | 70,297          | 35    |
| 青森県  | 355,250    | 1.4   | 100.2 | 299,947  | 147   | 111,749         | 55    |
| 岩手県  | 319,443    | 1.3   | 89.0  | 274,621  | 134   | 89,180          | 44    |
| 宮城県  | 509,433    | 2.0   | 91.1  | 224,971  | 110   | 163,385         | 81    |
| 秋田県  | 390,509    | 1.5   | 110.9 | 427,440  | 209   | 123,384         | 61    |
| 山形県  | 348,821    | 1.4   | 100.4 | 339,913  | 166   | 132,632         | 65    |
| 福島県  | 602,032    | 2.4   | 94.0  | 340,777  | 167   | 153,038         | 75    |
| 茨城県  | 561,152    | 2.2   | 100.5 | 198,666  | 97    | 140,887         | 69    |
| 栃木県  | 340,959    | 1.3   | 97.7  | 179,697  | 88    | 116,727         | 58    |
| 群馬県  | 318,032    | 1.3   | 106.0 | 167,229  | 82    | 150,655         | 74    |
| 埼玉県  | 812,698    | 3.2   | 104.8 | 110,852  | 54    | 311,976         | 154   |
| 千葉県  | 647,893    | 2.5   | 101.0 | 103,552  | 51    | 177,165         | 87    |
| 東京都  | 2,720,828  | 10.7  | 105.1 | 193,160  | 95    | 1,929,665       | 952   |
| 神奈川県 | 1,129,219  | 4.4   | 106.3 | 122,357  | 60    | 770,272         | 380   |
| 新潟県  | 655,198    | 2.6   | 108.6 | 308,133  | 151   | 162,742         | 80    |
| 富山県  | 249,526    | 1.0   | 97.1  | 247,855  | 121   | 177,346         | 87    |
| 石川県  | 324,712    | 1.3   | 100.4 | 292,809  | 143   | 245,251         | 121   |
| 福井県  | 345,625    | 1.4   | 88.5  | 464,297  | 227   | 323,619         | 160   |
| 山梨県  | 219,650    | 0.9   | 102.3 | 275,996  | 135   | 228,089         | 113   |
| 長野県  | 539,843    | 2.1   | 107.2 | 269,394  | 132   | 188,033         | 93    |
| 岐阜県  | 443,001    | 1.7   | 97.5  | 229,390  | 112   | 220,508         | 109   |
| 静岡県  | 663,620    | 2.6   | 108.6 | 186,657  | 91    | 242,020         | 119   |
| 愛知県  | 1,220,800  | 4.8   | 105.1 | 163,281  | 80    | 407,477         | 201   |
| 三重県  | 382,677    | 1.5   | 101.4 | 221,609  | 108   | 186,127         | 92    |
| 滋賀県  | 246,708    | 1.0   | 98.4  | 175,389  | 86    | 189,048         | 93    |
| 京都府  | 385,006    | 1.5   | 100.0 | 151,863  | 74    | 327,108         | 161   |
| 大阪府  | 1,113,458  | 4.4   | 102.0 | 127,066  | 62    | 832,803         | 411   |
| 兵庫県  | 816,403    | 3.2   | 93.2  | 152,034  | 74    | 290,225         | 143   |
| 奈良県  | 240,763    | 0.9   | 109.4 | 185,842  | 91    | 281,924         | 139   |
| 和歌山県 | 310,460    | 1.2   | 106.5 | 348,119  | 170   | 279,946         | 138   |
| 鳥取県  | 177,049    | 0.7   | 103.4 | 329,439  | 161   | 197,379         | 97    |
| 島根県  | 302,932    | 1.2   | 106.0 | 466,363  | 228   | 232,132         | 115   |
| 岡山県  | 391,977    | 1.5   | 108.2 | 212,257  | 104   | 172,906         | 85    |
| 広島県  | 586,106    | 2.3   | 102.6 | 214,075  | 105   | 248,035         | 122   |
| 山口県  | 311,040    | 1.2   | 113.9 | 239,710  | 117   | 178,247         | 88    |
| 徳島県  | 240,919    | 0.9   | 108.9 | 346,682  | 170   | 241,160         | 119   |
| 香川県  | 187,530    | 0.7   | 112.0 | 202,607  | 99    | 187,906         | 93    |
| 愛媛県  | 291,941    | 1.1   | 105.1 | 226,073  | 111   | 175,235         | 86    |
| 高知県  | 282,752    | 1.1   | 98.7  | 424,284  | 208   | 243,542         | 120   |
| 福岡県  | 905,267    | 3.6   | 101.3 | 177,408  | 87    | 329,668         | 163   |
| 佐賀県  | 245,759    | 1.0   | 86.1  | 309,186  | 151   | 184,504         | 91    |
| 長崎県  | 355,506    | 1.4   | 99.4  | 280,555  | 137   | 208,753         | 103   |
| 熊本県  | 541,490    | 2.1   | 99.5  | 316,877  | 155   | 192,086         | 95    |
| 大分県  | 334,999    | 1.3   | 107.4 | 305,572  | 150   | 182,959         | 90    |
| 宮崎県  | 300,032    | 1.2   | 102.1 | 287,877  | 141   | 159,506         | 79    |
| 鹿児島県 | 438,268    | 1.7   | 104.8 | 282,983  | 138   | 135,519         | 67    |
| 沖縄県  | 385,200    | 1.5   | 106.0 | 262,404  | 128   | 308,160         | 152   |

### Ⅲ ブロック別行政投資の動向

圏域別、地域別のブロック区分は、次のとおりとする。



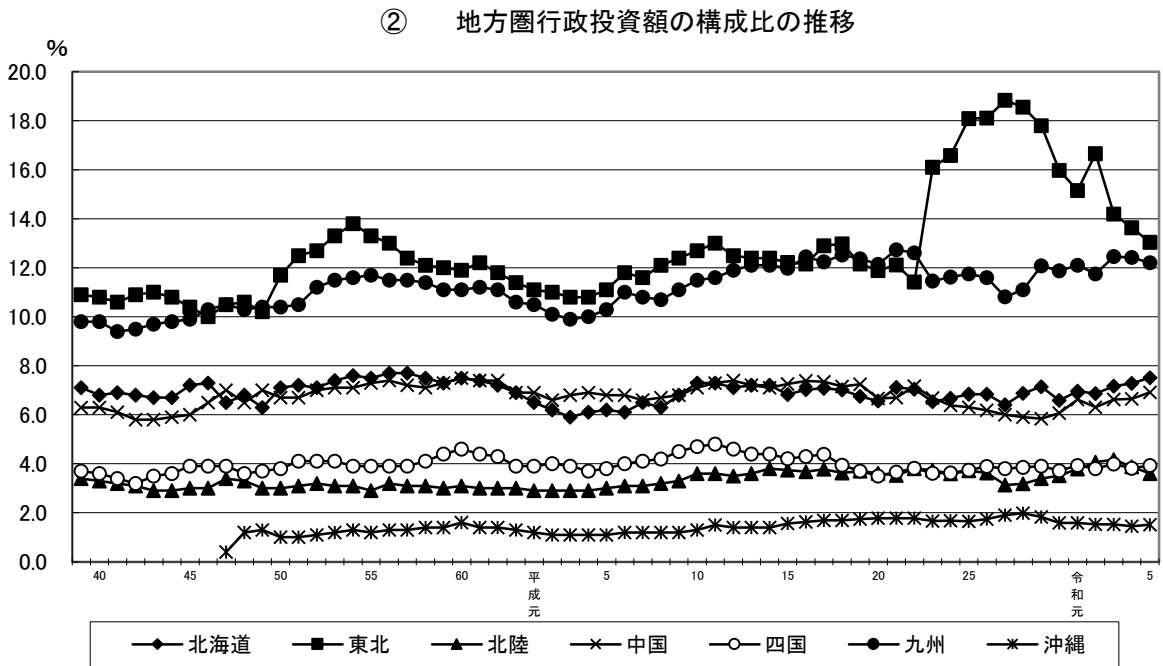
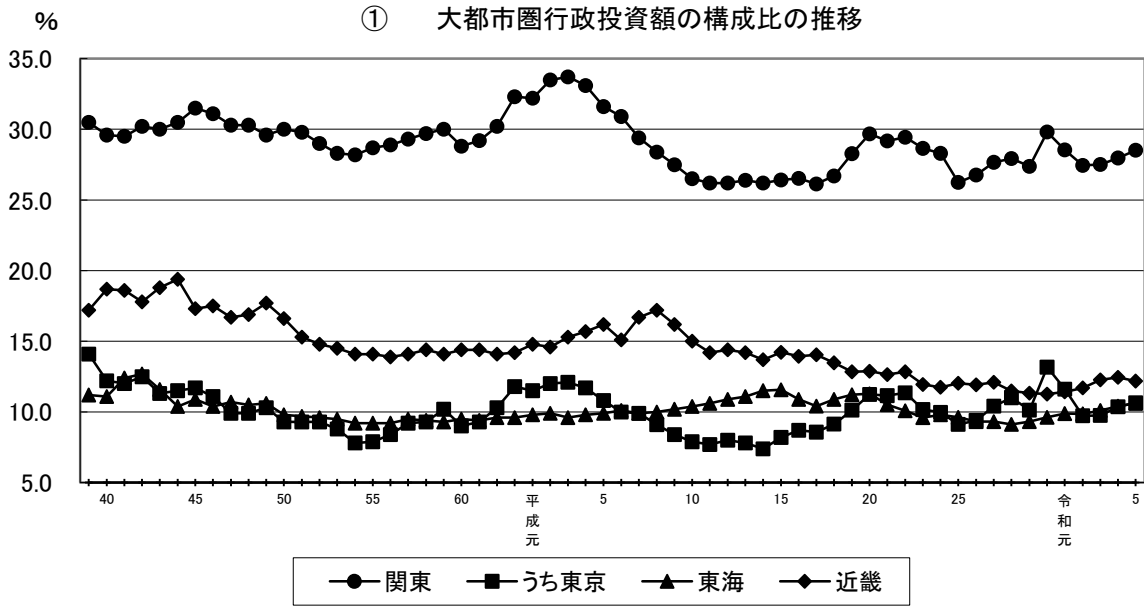
第14表 ブロック別行政投資額

| 区分<br>ブロック | 総投資額       | 構成比   | 対前年度増減率 |
|------------|------------|-------|---------|
|            | 百万円        | %     | %       |
| 全 国        | 25,565,807 | 100.0 | 2.3     |
| 大 都 市 圏    | 13,113,242 | 51.3  | 3.2     |
| 関 東        | 7,290,347  | 28.5  | 4.2     |
| うち内陸       | 1,979,642  | 7.7   | 2.8     |
| うち臨海       | 5,310,705  | 20.8  | 4.8     |
| 東 海        | 2,710,098  | 10.6  | 4.1     |
| 近 畿        | 3,112,798  | 12.2  | △ 0.0   |
| うち内陸       | 872,477    | 3.4   | 2.0     |
| うち臨海       | 2,240,321  | 8.8   | △ 0.8   |
| 地 方 圏      | 12,452,565 | 48.7  | 1.4     |
| 北 海 道      | 1,920,869  | 7.5   | 5.6     |
| 東 北        | 3,333,065  | 13.0  | △ 2.2   |
| 北 陸        | 919,863    | 3.6   | △ 5.2   |
| 中 国        | 1,769,105  | 6.9   | 6.3     |
| うち山陰       | 479,981    | 1.9   | 5.0     |
| うち山陽       | 1,289,124  | 5.0   | 6.8     |
| 四 国        | 1,003,142  | 3.9   | 5.3     |
| 九 州        | 3,121,321  | 12.2  | 0.5     |
| うち北九州      | 1,841,531  | 7.2   | △ 0.4   |
| うち南九州      | 1,279,790  | 5.0   | 1.9     |
| 沖 縄        | 385,200    | 1.5   | 6.0     |

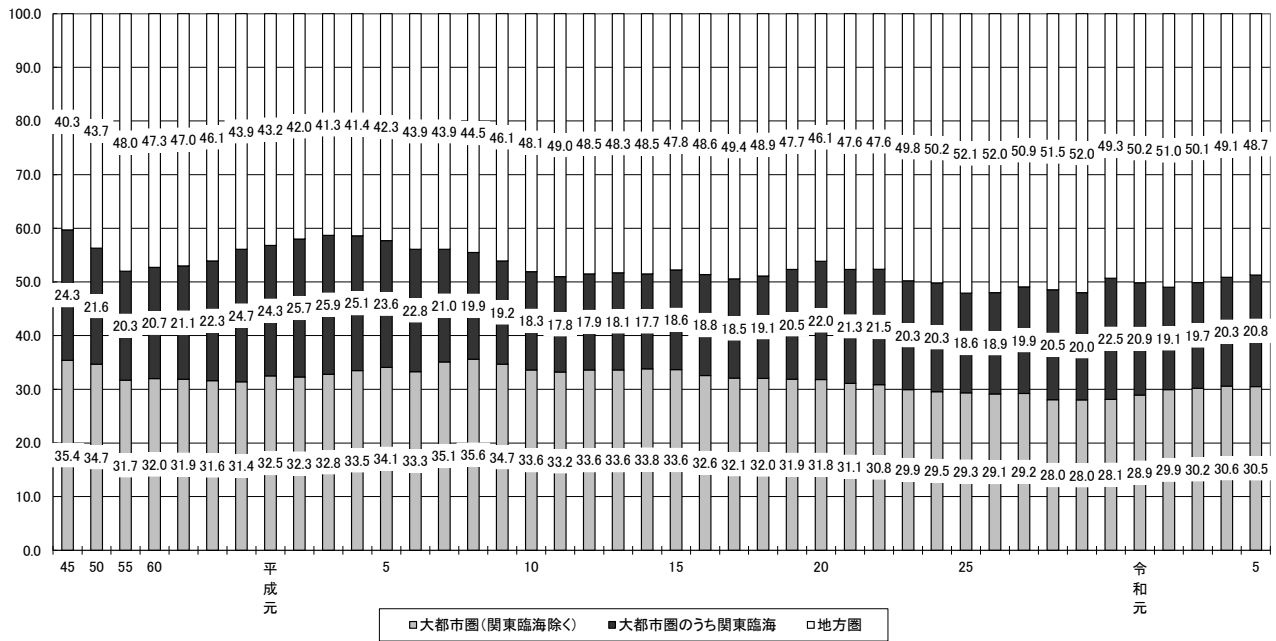
第 14 表の 2 東日本大震災復旧・復興分を除いたブロック別行政投資額

| 区分<br>ブロック | 総投資額       | 構成比   | 対前年度増減率 |
|------------|------------|-------|---------|
|            | 百万円        | %     | %       |
| 全 国        | 25,413,340 | 100.0 | 2.5     |
| 大 都 市 圏    | 13,113,170 | 51.6  | 3.2     |
| 関 東        | 7,290,275  | 28.7  | 4.2     |
| うち内陸       | 1,979,637  | 7.8   | 2.8     |
| うち臨海       | 5,310,638  | 20.9  | 4.8     |
| 東 海        | 2,710,098  | 10.7  | 4.1     |
| 近 畿        | 3,112,798  | 12.2  | △ 0.0   |
| うち内陸       | 872,477    | 3.4   | 2.0     |
| うち臨海       | 2,240,321  | 8.8   | △ 0.8   |
| 地 方 圏      | 12,300,170 | 48.4  | 1.7     |
| 北 海 道      | 1,920,852  | 7.6   | 5.6     |
| 東 北        | 3,180,687  | 12.5  | △ 1.1   |
| 北 陸        | 919,863    | 3.6   | △ 5.2   |
| 中 国        | 1,769,105  | 7.0   | 6.3     |
| うち山陰       | 479,981    | 1.9   | 5.0     |
| うち山陽       | 1,289,124  | 5.1   | 6.8     |
| 四 国        | 1,003,142  | 3.9   | 5.3     |
| 九 州        | 3,121,321  | 12.3  | 0.5     |
| うち北九州      | 1,841,531  | 7.2   | △ 0.4   |
| うち南九州      | 1,279,790  | 5.0   | 1.9     |
| 沖 縄        | 385,200    | 1.5   | 6.0     |

第8図 ブロック別行政投資額の構成比

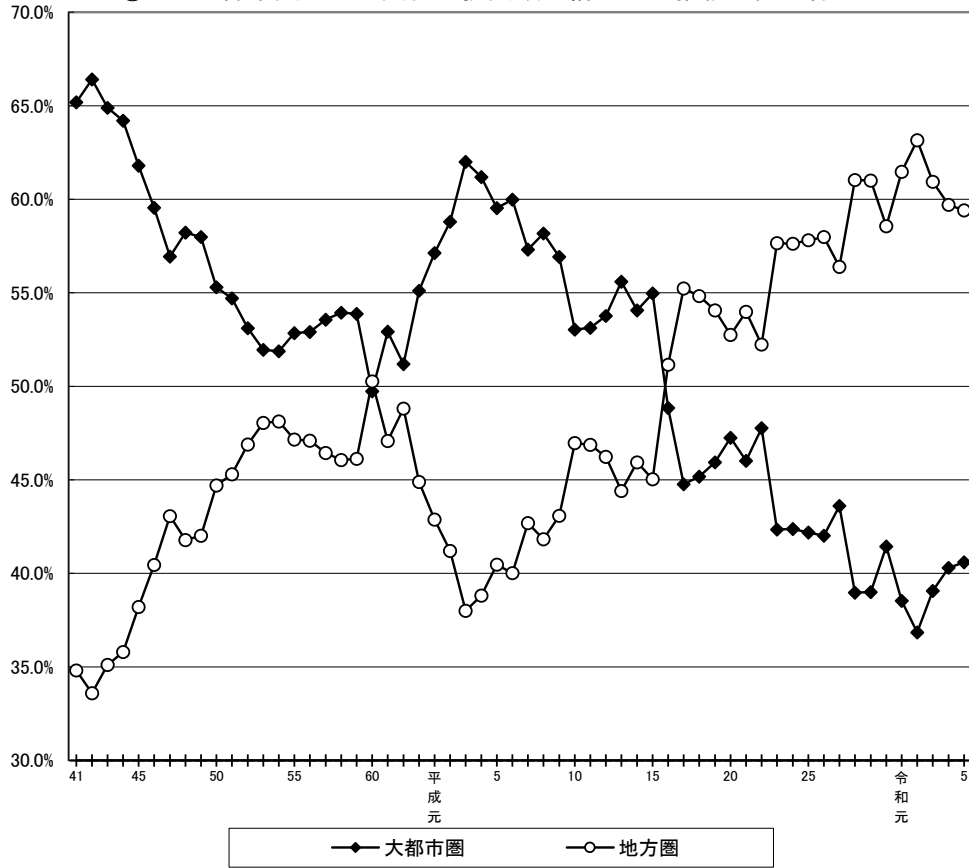


第9図 大都市圏・地方圏行政投資額の構成比の推移

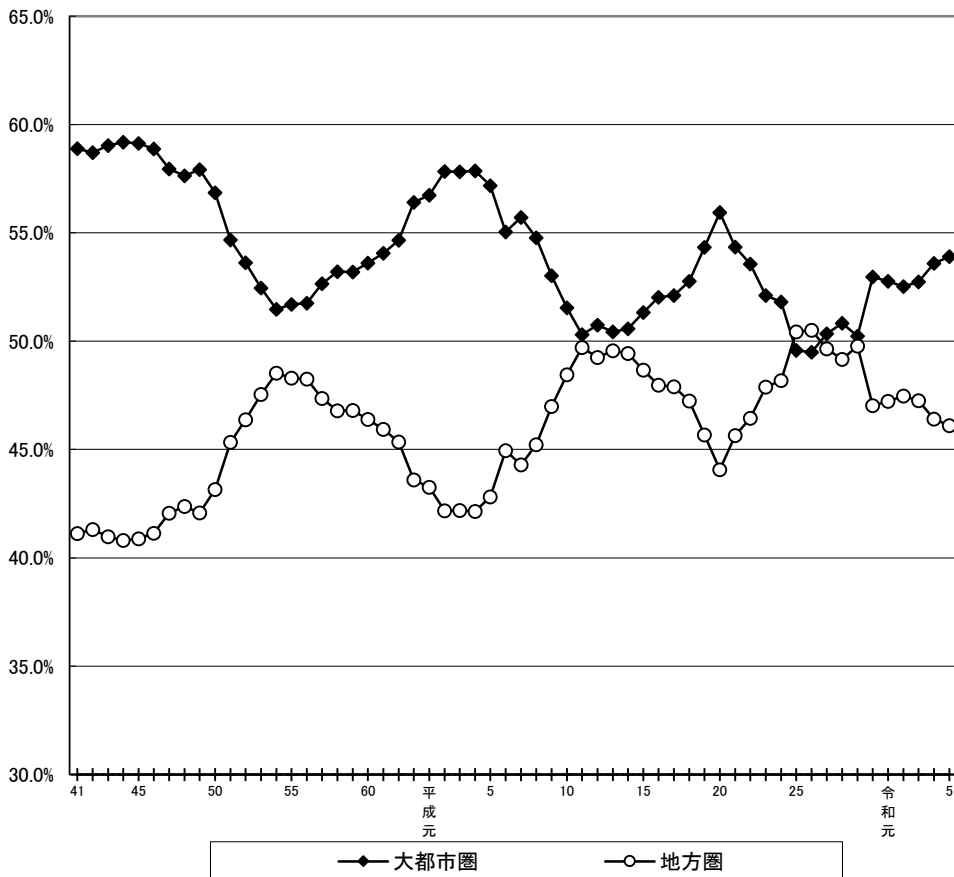


(参考図)

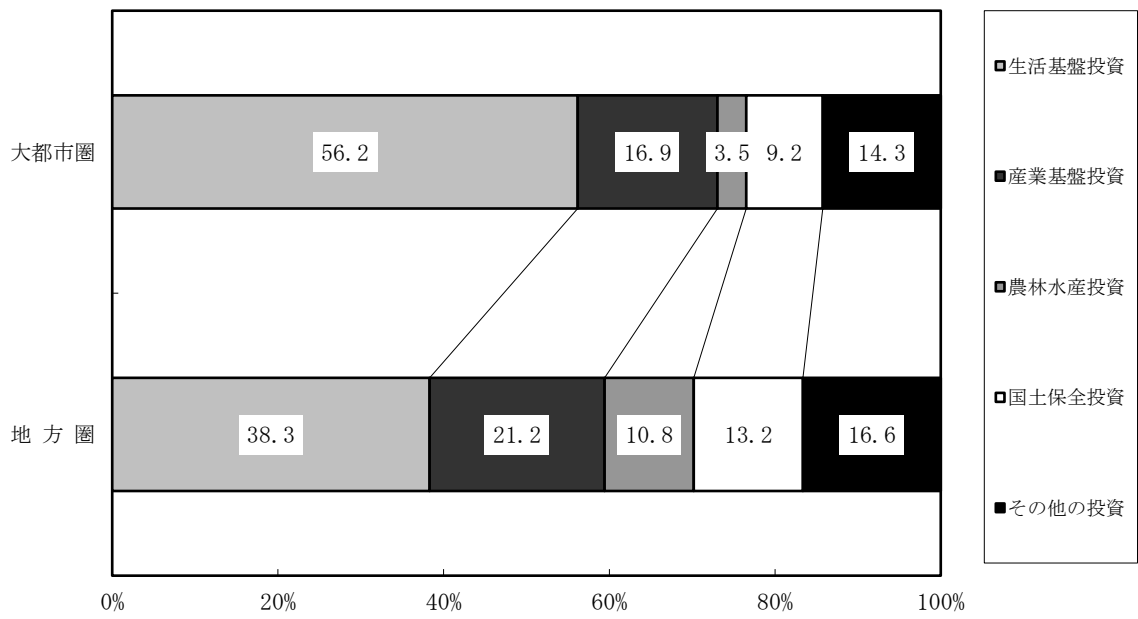
① 大都市圏・地方圏行政投資額の構成比の推移 (国主体)




② 大都市圏・地方圏行政投資額の構成比の推移 (地方公共団体主体)



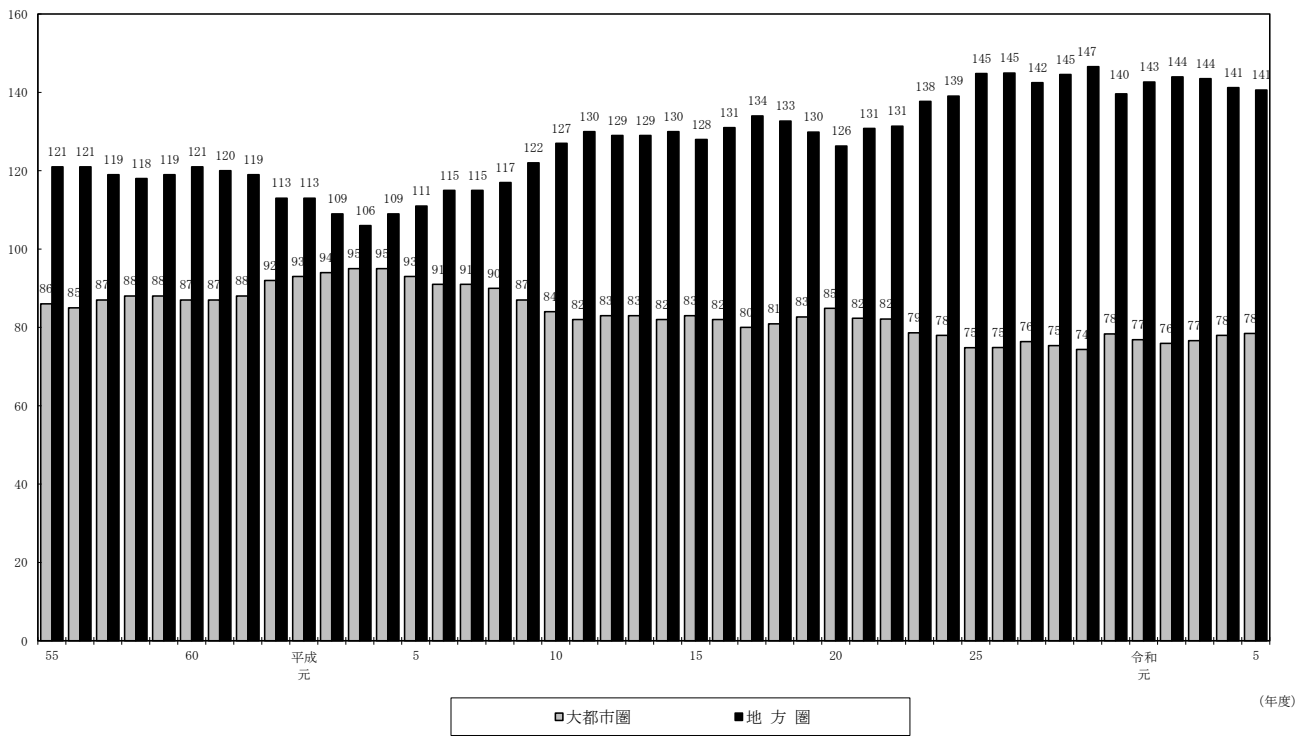
第10図 大都市圏・地方圏の事業目的別行政投資額の割合



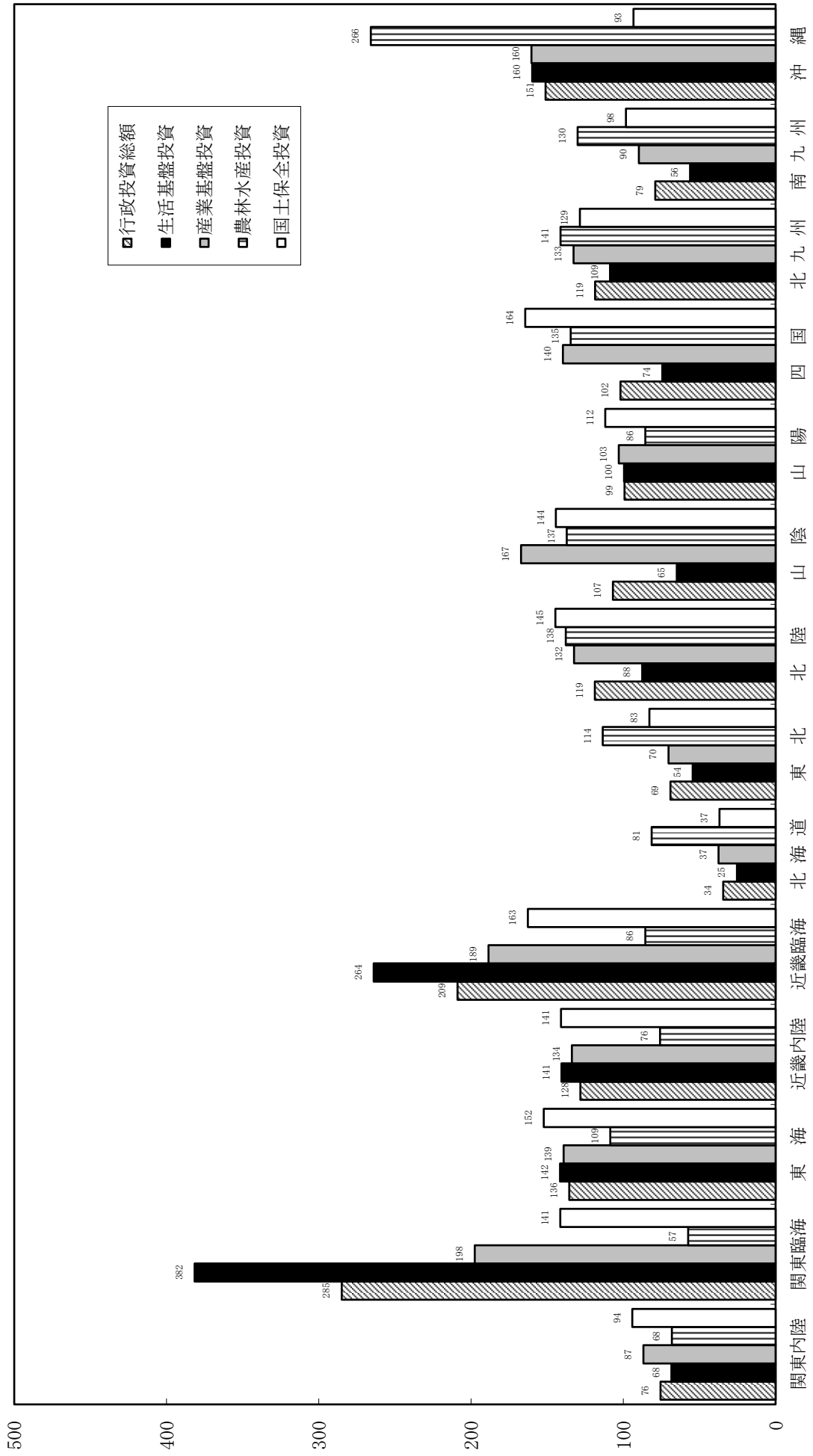
第11図 事業目的別にみたブロック別1人当たり行政投資額（全国平均=100）



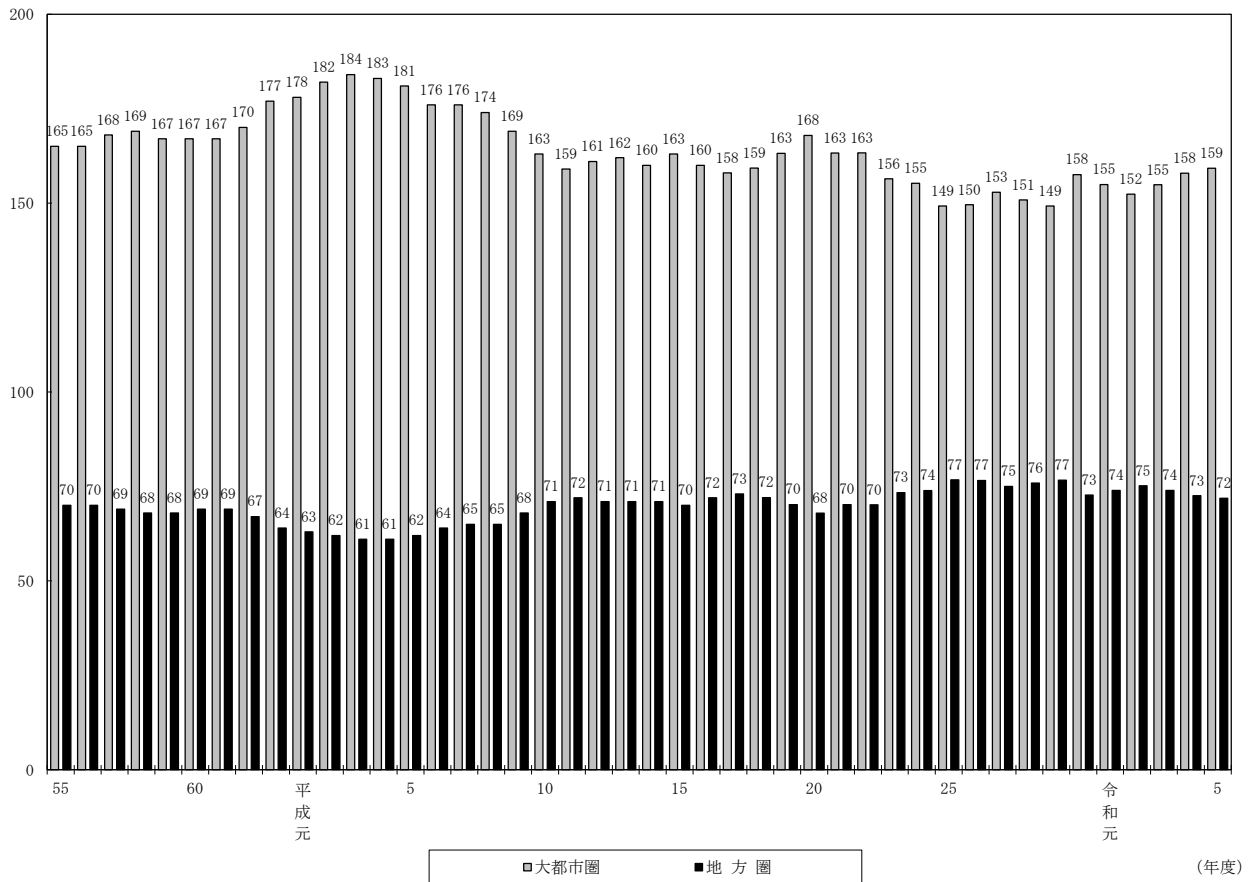
第12図 大都市圏・地方圏別の1人当たり行政投資額の推移（指数）（全国平均＝100）



第13図 事業目的別にみたブロック別可住地単位面積当たり行政投資額（全国平均=100）



第 14 図 大都市圏・地方圏別の可住地単位面積当たり行政投資額の推移（指数）（全国平均＝100）





# IV 統計表

## 第1表 行政投資と主要経済指標の推移

(単位:億円, %)

| 区分<br>年度 | ※ 国内総生産   |       |                  | ※ 民間企業設備投資 |       |                  | ※ 公的総固定資本形成 |       |                  | 行政投資    |       |                  |
|----------|-----------|-------|------------------|------------|-------|------------------|-------------|-------|------------------|---------|-------|------------------|
|          | 金額        | 前年度比  | 指数平成27<br>年度=100 | 金額         | 前年度比  | 指数平成27<br>年度=100 | 金額          | 前年度比  | 指数平成27<br>年度=100 | 金額      | 前年度比  | 指数平成27<br>年度=100 |
| 昭和35     | 166,806   | -     | 3                | 31,706     | -     | 4                | 12,200      | -     | 5                | 9,955   | -     | 4                |
| 36       | 201,708   | 120.9 | 4                | 42,274     | 133.3 | 5                | 16,410      | 134.5 | 6                | 13,099  | 131.6 | 6                |
| 37       | 223,288   | 110.7 | 4                | 42,292     | 100.0 | 5                | 20,899      | 127.4 | 8                | 16,891  | 128.9 | 7                |
| 38       | 262,286   | 117.5 | 5                | 46,702     | 110.4 | 5                | 23,676      | 113.3 | 9                | 19,050  | 112.8 | 8                |
| 39       | 303,997   | 115.9 | 6                | 54,670     | 117.1 | 6                | 25,762      | 108.8 | 10               | 22,681  | 119.1 | 10               |
| 40       | 337,653   | 111.1 | 6                | 50,883     | 93.1  | 6                | 29,541      | 114.7 | 11               | 26,766  | 118.0 | 11               |
| 41       | 396,989   | 117.6 | 7                | 65,160     | 128.1 | 7                | 34,887      | 118.1 | 13               | 31,388  | 117.3 | 13               |
| 42       | 464,454   | 117.0 | 9                | 84,691     | 130.0 | 10               | 39,423      | 113.0 | 15               | 35,269  | 112.4 | 15               |
| 43       | 549,470   | 118.3 | 10               | 103,499    | 122.2 | 12               | 45,160      | 114.6 | 17               | 41,043  | 116.4 | 17               |
| 44       | 650,614   | 118.4 | 12               | 135,607    | 131.0 | 16               | 51,085      | 113.1 | 19               | 48,470  | 118.1 | 20               |
| 45       | 752,985   | 115.7 | 14               | 156,685    | 115.5 | 18               | 61,717      | 120.8 | 23               | 59,111  | 122.0 | 25               |
| 46       | 828,993   | 110.1 | 15               | 152,967    | 97.6  | 18               | 78,257      | 126.8 | 29               | 76,212  | 128.9 | 32               |
| 47       | 964,863   | 116.4 | 18               | 168,937    | 110.4 | 19               | 94,556      | 120.8 | 35               | 93,208  | 122.3 | 39               |
| 48       | 1,167,150 | 121.0 | 22               | 224,299    | 132.8 | 26               | 105,519     | 111.6 | 39               | 106,924 | 114.7 | 45               |
| 49       | 1,384,511 | 118.6 | 26               | 245,518    | 109.5 | 28               | 128,194     | 121.5 | 47               | 142,043 | 132.8 | 60               |
| 50       | 1,523,616 | 110.0 | 28               | 243,739    | 99.3  | 28               | 139,729     | 109.0 | 52               | 165,137 | 116.3 | 70               |
| 51       | 1,712,934 | 112.4 | 32               | 256,077    | 105.1 | 29               | 147,634     | 105.7 | 55               | 175,980 | 106.6 | 74               |
| 52       | 1,900,945 | 111.0 | 35               | 264,534    | 103.3 | 30               | 176,520     | 119.6 | 65               | 208,684 | 118.6 | 88               |
| 53       | 2,086,022 | 109.7 | 39               | 293,354    | 110.9 | 34               | 208,171     | 117.9 | 77               | 243,725 | 116.8 | 103              |
| 54       | 2,252,372 | 108.0 | 42               | 340,188    | 116.0 | 39               | 220,699     | 106.0 | 82               | 261,104 | 107.1 | 110              |
| 55       | 2,455,466 | 109.0 | 45               | 385,395    | 113.3 | 44               | 234,252     | 106.1 | 87               | 278,765 | 106.8 | 118              |
| 56       | 2,608,013 | 106.2 | 48               | 400,358    | 103.9 | 46               | 240,409     | 102.6 | 89               | 287,934 | 103.3 | 122              |
| 57       | 2,733,224 | 104.8 | 51               | 405,502    | 101.3 | 47               | 240,189     | 99.9  | 89               | 287,621 | 99.9  | 122              |
| 58       | 2,855,934 | 104.5 | 53               | 420,764    | 103.8 | 48               | 233,757     | 97.3  | 87               | 279,873 | 97.3  | 118              |
| 59       | 3,051,441 | 106.8 | 56               | 472,186    | 112.2 | 54               | 229,202     | 98.1  | 85               | 276,401 | 98.8  | 117              |
| 60       | 3,242,896 | 106.3 | 60               | 529,102    | 112.1 | 61               | 214,885     | 93.8  | 80               | 265,055 | 95.9  | 112              |
| 61       | 3,393,633 | 104.6 | 63               | 538,371    | 101.8 | 62               | 225,363     | 104.9 | 83               | 278,608 | 105.1 | 118              |
| 62       | 3,555,218 | 104.8 | 66               | 573,466    | 106.5 | 66               | 245,464     | 108.9 | 91               | 304,116 | 109.2 | 129              |
| 63       | 3,796,568 | 106.8 | 70               | 664,982    | 116.0 | 76               | 248,839     | 101.4 | 92               | 316,790 | 104.2 | 134              |
| 平成元      | 4,064,768 | 107.1 | 75               | 754,509    | 113.5 | 87               | 264,235     | 106.2 | 98               | 338,276 | 106.8 | 143              |
| 2        | 4,514,728 | 111.1 | 83               | 920,401    | 122.0 | 106              | 290,819     | 110.1 | 108              | 367,937 | 108.8 | 156              |
| 3        | 4,749,933 | 105.2 | 88               | 936,744    | 101.8 | 108              | 315,356     | 108.4 | 117              | 403,362 | 109.6 | 171              |
| 4        | 4,836,074 | 101.8 | 89               | 856,463    | 91.4  | 98               | 372,513     | 118.1 | 138              | 463,373 | 114.9 | 196              |
| 5        | 4,878,912 | 100.9 | 90               | 758,412    | 88.6  | 87               | 412,380     | 110.7 | 153              | 511,270 | 110.3 | 216              |
| 6        | 5,119,588 | 104.9 | 95               | 804,845    | 106.1 | 93               | 449,553     | 109.0 | 166              | 478,287 | 93.5  | 202              |
| 7        | 5,252,995 | 102.6 | 97               | 858,975    | 106.7 | 99               | 478,668     | 106.5 | 177              | 508,944 | 106.4 | 215              |
| 8        | 5,386,596 | 102.5 | 100              | 896,926    | 104.4 | 103              | 470,877     | 98.4  | 174              | 491,267 | 96.5  | 208              |
| 9        | 5,425,080 | 100.7 | 100              | 914,111    | 101.9 | 105              | 443,304     | 94.1  | 164              | 458,379 | 93.3  | 194              |
| 10       | 5,345,641 | 98.5  | 99               | 870,087    | 95.2  | 100              | 443,866     | 100.1 | 164              | 472,613 | 103.1 | 200              |
| 11       | 5,302,986 | 99.2  | 98               | 842,123    | 96.8  | 97               | 435,236     | 98.1  | 161              | 447,438 | 94.7  | 189              |
| 12       | 5,376,142 | 101.4 | 99               | 879,662    | 104.5 | 101              | 401,528     | 92.3  | 149              | 413,913 | 92.5  | 175              |
| 13       | 5,274,105 | 98.1  | 98               | 824,994    | 93.8  | 95               | 373,990     | 93.1  | 138              | 384,492 | 92.9  | 163              |
| 14       | 5,234,659 | 99.3  | 97               | 782,219    | 94.8  | 90               | 351,425     | 94.0  | 130              | 360,073 | 93.6  | 152              |
| 15       | 5,262,199 | 100.5 | 97               | 787,963    | 100.7 | 91               | 324,923     | 92.5  | 120              | 315,941 | 87.7  | 134              |
| 16       | 5,296,379 | 100.6 | 98               | 810,379    | 102.8 | 93               | 300,195     | 92.4  | 111              | 272,099 | 86.1  | 115              |
| 17       | 5,341,062 | 100.8 | 99               | 870,093    | 107.4 | 100              | 279,791     | 93.2  | 104              | 254,691 | 93.6  | 108              |
| 18       | 5,372,579 | 100.6 | 99               | 890,822    | 102.4 | 102              | 265,442     | 94.9  | 98               | 241,518 | 94.8  | 102              |
| 19       | 5,384,855 | 100.2 | 100              | 885,179    | 99.4  | 102              | 258,116     | 97.2  | 96               | 230,645 | 95.5  | 98               |
| 20       | 5,161,749 | 95.9  | 95               | 834,953    | 94.3  | 96               | 252,395     | 97.8  | 93               | 223,945 | 97.1  | 95               |
| 21       | 4,973,642 | 96.4  | 92               | 718,132    | 86.0  | 83               | 267,225     | 105.9 | 99               | 238,577 | 106.5 | 101              |
| 22       | 5,048,737 | 101.5 | 93               | 725,398    | 101.0 | 83               | 248,018     | 92.8  | 92               | 219,901 | 92.2  | 93               |
| 23       | 5,000,462 | 99.0  | 92               | 749,201    | 103.3 | 86               | 242,947     | 98.0  | 90               | 214,657 | 97.6  | 91               |
| 24       | 4,994,206 | 99.9  | 92               | 757,948    | 101.2 | 87               | 245,132     | 100.9 | 91               | 218,698 | 101.9 | 92               |
| 25       | 5,126,775 | 102.7 | 95               | 805,473    | 106.3 | 93               | 270,244     | 110.2 | 100              | 247,498 | 113.2 | 105              |
| 26       | 5,234,228 | 102.1 | 97               | 837,926    | 104.0 | 96               | 273,142     | 101.1 | 101              | 246,672 | 99.7  | 104              |
| 27       | 5,407,408 | 103.3 | 100              | 869,624    | 103.8 | 100              | 270,215     | 98.9  | 100              | 236,542 | 95.9  | 100              |
| 28       | 5,448,299 | 100.8 | 101              | 870,006    | 100.0 | 100              | 270,848     | 100.2 | 100              | 241,376 | 102.0 | 102              |
| 29       | 5,557,125 | 102.0 | 103              | 901,834    | 103.7 | 104              | 276,869     | 102.2 | 102              | 243,270 | 100.8 | 103              |
| 30       | 5,565,705 | 100.2 | 103              | 923,858    | 102.4 | 106              | 283,909     | 102.5 | 105              | 250,908 | 103.1 | 106              |
| 令和元      | 5,568,007 | 100.0 | 103              | 915,025    | 99.0  | 105              | 292,970     | 103.2 | 108              | 259,296 | 103.3 | 110              |
| 2        | 5,387,878 | 96.8  | 100              | 859,407    | 93.9  | 99               | 308,142     | 105.2 | 114              | 275,510 | 106.3 | 116              |
| 3        | 5,545,824 | 102.9 | 103              | 910,437    | 105.9 | 105              | 298,149     | 96.8  | 110              | 261,080 | 94.8  | 110              |
| 4        | 5,672,689 | 102.3 | 105              | 983,916    | 108.1 | 113              | 294,604     | 98.8  | 109              | 249,953 | 95.7  | 106              |
| 5        | 5,951,843 | 104.9 | 110              | 1,018,432  | 103.5 | 117              | 303,784     | 103.1 | 112              | 255,658 | 102.3 | 108              |

※ 昭和39年度までは旧SNA、昭和40年度以降平成元年度までは68SNA、平成2年度以降平成5年度までは93SNA、平成6年度以降は2008SNAによる数値である。  
平成6年以降は「令和5年度国民経済計算年次推計」(内閣府)を参照し、遡及結果を反映している。

第2-1表 事業別行政投資額の推移

| 年度 |   |   | 平成16       | 17         | 18         | 19         | 20         | 21         | 22         | 23         | 24         |
|----|---|---|------------|------------|------------|------------|------------|------------|------------|------------|------------|
| 合  | 計 |   | 27,209,925 | 25,469,096 | 24,151,818 | 23,064,485 | 22,394,503 | 23,857,659 | 21,990,079 | 21,465,687 | 21,869,825 |
| 道  | 路 |   | 7,352,378  | 6,930,606  | 6,680,336  | 6,479,432  | 6,175,653  | 6,519,918  | 5,746,031  | 5,496,855  | 5,437,028  |
| 港  | 湾 |   | 608,731    | 532,010    | 496,502    | 471,930    | 514,017    | 571,391    | 525,398    | 415,335    | 444,834    |
| 空  | 港 |   | 189,251    | 174,169    | 206,865    | 314,723    | 346,443    | 366,375    | 236,772    | 96,120     | 87,264     |
| 国  | 土 | 保 | 2,573,206  | 2,529,518  | 2,432,657  | 2,299,032  | 2,172,275  | 2,371,304  | 2,041,292  | 1,905,041  | 1,925,330  |
| 農  | 林 | 漁 | 2,362,364  | 2,130,983  | 1,964,691  | 1,759,807  | 1,646,597  | 1,795,258  | 1,522,881  | 1,422,412  | 1,449,929  |
| 住  | 宅 |   | 1,291,673  | 1,051,828  | 978,407    | 955,535    | 964,077    | 968,024    | 861,668    | 751,731    | 814,609    |
| 都  | 画 |   | 1,452,417  | 1,392,335  | 1,362,363  | 1,324,462  | 1,291,374  | 1,304,248  | 1,085,385  | 966,405    | 993,877    |
| 環  | 生 | 計 | 751,638    | 730,166    | 635,161    | 577,161    | 533,538    | 576,594    | 550,765    | 572,748    | 575,519    |
| 厚  | 社 | 衛 | 1,183,616  | 1,049,354  | 978,948    | 837,227    | 849,807    | 968,226    | 1,163,574  | 1,638,464  | 1,293,016  |
| 文  | 設 | 福 | 1,977,268  | 1,885,845  | 1,817,528  | 1,839,032  | 1,843,919  | 2,360,132  | 2,323,513  | 1,987,135  | 2,157,393  |
| 水  | 道 |   | 1,266,599  | 1,200,989  | 1,214,854  | 1,137,957  | 1,174,282  | 1,184,768  | 1,202,568  | 1,139,135  | 1,201,281  |
| 下  | 道 |   | 2,624,281  | 2,394,243  | 2,225,516  | 2,112,730  | 2,012,159  | 1,924,562  | 1,707,683  | 1,611,552  | 1,614,982  |
| 工  | 水 |   | 55,543     | 51,176     | 45,844     | 41,182     | 45,703     | 38,745     | 35,105     | 39,445     | 42,792     |
| そ  | 他 |   | 3,520,961  | 3,415,872  | 3,112,146  | 2,914,276  | 2,824,661  | 2,908,112  | 2,987,443  | 3,423,310  | 3,831,972  |

第2-2表 事業別行政投資額の推移（前年度比）

| 年度 |   |   | 平成16 | 17   | 18    | 19    | 20    | 21    | 22    | 23    | 24    |
|----|---|---|------|------|-------|-------|-------|-------|-------|-------|-------|
| 合  | 計 |   | 86.1 | 93.6 | 94.8  | 95.5  | 97.1  | 106.5 | 92.2  | 97.6  | 101.9 |
| 道  | 路 |   | 80.1 | 94.3 | 96.4  | 97.0  | 95.3  | 105.6 | 88.1  | 95.7  | 98.9  |
| 港  | 湾 |   | 92.5 | 87.4 | 93.3  | 95.1  | 108.9 | 111.2 | 92.0  | 79.1  | 107.1 |
| 空  | 港 |   | 81.3 | 92.0 | 118.8 | 152.1 | 110.1 | 105.8 | 64.6  | 40.6  | 90.8  |
| 国  | 土 | 保 | 84.1 | 98.3 | 96.2  | 94.5  | 94.5  | 109.2 | 86.1  | 93.3  | 101.1 |
| 農  | 林 | 漁 | 87.6 | 90.2 | 92.2  | 89.6  | 93.6  | 109.0 | 84.8  | 93.4  | 101.9 |
| 住  | 宅 |   | 91.8 | 81.4 | 93.0  | 97.7  | 100.9 | 100.4 | 89.0  | 87.2  | 108.4 |
| 都  | 画 |   | 91.2 | 95.9 | 97.8  | 97.2  | 97.5  | 101.0 | 83.2  | 89.0  | 102.8 |
| 環  | 生 | 計 | 97.0 | 97.1 | 87.0  | 90.9  | 92.4  | 108.1 | 95.5  | 104.0 | 100.5 |
| 厚  | 社 | 衛 | 77.2 | 88.7 | 93.3  | 85.5  | 101.5 | 113.9 | 120.2 | 140.8 | 78.9  |
| 文  | 設 | 福 | 81.4 | 95.4 | 96.4  | 101.2 | 100.3 | 128.0 | 98.4  | 85.5  | 108.6 |
| 水  | 道 |   | 92.3 | 94.8 | 101.2 | 93.7  | 103.2 | 100.9 | 101.5 | 94.7  | 105.5 |
| 下  | 道 |   | 89.3 | 91.2 | 93.0  | 94.9  | 95.2  | 95.6  | 88.7  | 94.4  | 100.2 |
| 工  | 水 |   | 88.7 | 92.1 | 89.6  | 89.8  | 111.0 | 84.8  | 90.6  | 112.4 | 108.5 |
| そ  | 他 |   | 96.1 | 97.0 | 91.1  | 93.6  | 96.9  | 103.0 | 102.7 | 114.6 | 111.9 |

第2-3表 事業別行政投資額の推移（構成比）

| 年度 |   |   | 平成16  | 17    | 18    | 19    | 20    | 21    | 22    | 23    | 24    |
|----|---|---|-------|-------|-------|-------|-------|-------|-------|-------|-------|
| 合  | 計 |   | 100.0 | 100.0 | 100.0 | 100.0 | 100.0 | 100.0 | 100.0 | 100.0 | 100.0 |
| 道  | 路 |   | 27.0  | 27.2  | 27.7  | 28.1  | 27.6  | 27.3  | 26.1  | 25.6  | 24.9  |
| 港  | 湾 |   | 2.2   | 2.1   | 2.1   | 2.0   | 2.3   | 2.4   | 2.4   | 1.9   | 2.0   |
| 空  | 港 |   | 0.7   | 0.7   | 0.9   | 1.4   | 1.5   | 1.5   | 1.1   | 0.4   | 0.4   |
| 国  | 土 | 保 | 9.5   | 9.9   | 10.1  | 10.0  | 9.7   | 9.9   | 9.3   | 8.9   | 8.8   |
| 農  | 林 | 漁 | 8.7   | 8.4   | 8.1   | 7.6   | 7.4   | 7.5   | 6.9   | 6.6   | 6.6   |
| 住  | 宅 |   | 4.7   | 4.1   | 4.1   | 4.1   | 4.3   | 4.1   | 3.9   | 3.5   | 3.7   |
| 都  | 画 |   | 5.3   | 5.5   | 5.6   | 5.7   | 5.8   | 5.5   | 4.9   | 4.5   | 4.5   |
| 環  | 生 | 計 | 2.8   | 2.9   | 2.6   | 2.5   | 2.4   | 2.4   | 2.5   | 2.7   | 2.6   |
| 厚  | 社 | 衛 | 4.3   | 4.1   | 4.1   | 3.6   | 3.8   | 4.1   | 5.3   | 7.6   | 5.9   |
| 文  | 設 | 福 | 7.3   | 7.4   | 7.5   | 8.0   | 8.2   | 9.9   | 10.6  | 9.3   | 9.9   |
| 水  | 道 |   | 4.7   | 4.7   | 5.0   | 4.9   | 5.2   | 5.0   | 5.5   | 5.3   | 5.5   |
| 下  | 道 |   | 9.6   | 9.4   | 9.2   | 9.2   | 9.0   | 8.1   | 7.8   | 7.5   | 7.4   |
| 工  | 水 |   | 0.2   | 0.2   | 0.2   | 0.2   | 0.2   | 0.2   | 0.2   | 0.2   | 0.2   |
| そ  | 他 |   | 12.9  | 13.4  | 12.9  | 12.6  | 12.6  | 12.2  | 13.6  | 15.9  | 17.5  |

第2-4表 事業別行政投資額の推移（指数）

| 年度 |   |   | 平成16 | 17  | 18  | 19  | 20  | 21  | 22  | 23  | 24  |
|----|---|---|------|-----|-----|-----|-----|-----|-----|-----|-----|
| 合  | 計 |   | 115  | 108 | 102 | 98  | 95  | 101 | 93  | 91  | 92  |
| 道  | 路 |   | 129  | 122 | 117 | 114 | 109 | 115 | 101 | 97  | 96  |
| 港  | 湾 |   | 137  | 120 | 112 | 106 | 116 | 129 | 118 | 94  | 100 |
| 空  | 港 |   | 126  | 116 | 138 | 210 | 231 | 245 | 158 | 64  | 58  |
| 国  | 土 | 保 | 126  | 124 | 119 | 113 | 107 | 116 | 100 | 93  | 94  |
| 農  | 林 | 漁 | 148  | 133 | 123 | 110 | 103 | 112 | 95  | 89  | 91  |
| 住  | 宅 |   | 105  | 86  | 80  | 78  | 79  | 79  | 70  | 61  | 66  |
| 都  | 画 |   | 135  | 130 | 127 | 123 | 120 | 121 | 101 | 90  | 93  |
| 環  | 生 | 計 | 97   | 94  | 82  | 74  | 69  | 74  | 71  | 74  | 74  |
| 厚  | 社 | 衛 | 89   | 79  | 73  | 63  | 64  | 73  | 87  | 123 | 97  |
| 文  | 設 | 福 | 79   | 75  | 73  | 74  | 74  | 94  | 93  | 80  | 86  |
| 水  | 道 |   | 94   | 89  | 90  | 85  | 87  | 88  | 89  | 85  | 89  |
| 下  | 道 |   | 163  | 149 | 138 | 131 | 125 | 120 | 106 | 100 | 100 |
| 工  | 水 |   | 131  | 121 | 108 | 97  | 108 | 92  | 83  | 93  | 101 |
| そ  | 他 |   | 92   | 89  | 81  | 76  | 74  | 76  | 78  | 90  | 100 |

(単位：百万円)

| 25         | 26         | 27         | 28         | 29         | 30         | 令和元        | 2          | 3          | 4          | 5          |
|------------|------------|------------|------------|------------|------------|------------|------------|------------|------------|------------|
| 24,749,805 | 24,667,204 | 23,654,237 | 24,137,629 | 24,326,981 | 25,090,815 | 25,929,619 | 27,551,000 | 26,108,016 | 24,995,317 | 25,565,807 |
| 6,226,242  | 6,036,752  | 5,691,336  | 5,960,323  | 6,176,317  | 6,032,014  | 6,116,756  | 6,829,155  | 6,807,023  | 6,416,859  | 6,301,512  |
| 548,115    | 477,297    | 443,797    | 484,945    | 490,035    | 501,024    | 506,933    | 587,221    | 584,007    | 572,234    | 607,112    |
| 115,400    | 151,461    | 149,826    | 195,846    | 213,142    | 235,929    | 271,439    | 201,096    | 168,647    | 187,893    | 197,158    |
| 2,472,720  | 2,254,126  | 2,037,698  | 2,187,861  | 2,139,960  | 2,248,431  | 2,631,842  | 2,993,894  | 3,103,178  | 2,835,435  | 2,850,928  |
| 1,783,086  | 1,752,725  | 1,600,988  | 1,645,697  | 1,778,719  | 1,722,701  | 1,815,383  | 1,851,685  | 1,801,955  | 1,760,975  | 1,794,052  |
| 1,032,840  | 1,177,138  | 1,227,203  | 1,120,001  | 948,050    | 996,130    | 853,042    | 805,158    | 704,701    | 714,265    | 762,955    |
| 1,160,064  | 1,110,754  | 1,073,777  | 1,139,779  | 1,121,712  | 1,123,330  | 1,088,119  | 1,037,691  | 969,602    | 1,020,286  | 1,019,383  |
| 637,489    | 715,745    | 777,184    | 747,775    | 718,837    | 786,702    | 822,339    | 861,977    | 834,837    | 851,257    | 980,170    |
| 1,305,909  | 1,462,840  | 1,335,117  | 1,286,243  | 1,323,099  | 1,243,706  | 1,138,866  | 1,206,279  | 1,089,077  | 1,055,751  | 1,116,639  |
| 2,557,817  | 2,653,913  | 2,497,991  | 2,187,625  | 2,254,435  | 2,161,552  | 2,715,654  | 2,619,978  | 2,419,573  | 2,305,680  | 2,501,792  |
| 1,245,388  | 1,291,222  | 1,345,624  | 1,389,288  | 1,399,140  | 1,380,049  | 1,390,746  | 1,464,995  | 1,467,747  | 1,546,863  | 1,635,555  |
| 1,599,446  | 1,614,457  | 1,607,044  | 1,651,100  | 1,667,553  | 1,641,351  | 1,694,522  | 1,819,081  | 1,794,816  | 1,749,264  | 1,796,316  |
| 43,390     | 45,682     | 42,337     | 48,180     | 52,212     | 52,648     | 64,181     | 65,190     | 62,687     | 67,401     | 62,269     |
| 4,021,901  | 3,923,094  | 3,824,316  | 4,092,966  | 4,043,770  | 4,965,247  | 4,819,797  | 5,207,601  | 4,300,166  | 3,911,156  | 3,939,967  |

(単位：%)

| 25    | 26    | 27    | 28    | 29    | 30    | 令和元   | 2     | 3     | 4     | 5     |
|-------|-------|-------|-------|-------|-------|-------|-------|-------|-------|-------|
| 113.2 | 99.7  | 95.9  | 102.0 | 100.8 | 103.1 | 103.3 | 106.3 | 94.8  | 95.7  | 102.3 |
| 114.5 | 97.0  | 94.3  | 104.7 | 103.6 | 97.7  | 101.4 | 111.6 | 99.7  | 94.3  | 98.2  |
| 123.2 | 87.1  | 93.0  | 109.3 | 101.0 | 102.2 | 101.2 | 115.8 | 99.5  | 98.0  | 106.1 |
| 132.2 | 131.2 | 98.9  | 130.7 | 108.8 | 110.7 | 115.1 | 74.1  | 83.9  | 111.4 | 104.9 |
| 128.4 | 91.2  | 90.4  | 107.4 | 97.8  | 105.1 | 117.1 | 113.8 | 103.7 | 91.4  | 100.5 |
| 123.0 | 98.3  | 91.3  | 102.8 | 108.1 | 96.9  | 105.4 | 102.0 | 97.3  | 97.7  | 101.9 |
| 126.8 | 114.0 | 104.3 | 91.3  | 84.6  | 105.1 | 85.6  | 94.4  | 87.5  | 101.4 | 106.8 |
| 116.7 | 95.7  | 96.7  | 106.1 | 98.4  | 100.1 | 96.9  | 95.4  | 93.4  | 105.2 | 99.9  |
| 110.8 | 112.3 | 108.6 | 96.2  | 96.1  | 109.4 | 104.5 | 104.8 | 96.9  | 102.0 | 115.1 |
| 101.0 | 112.0 | 91.3  | 96.3  | 102.9 | 94.0  | 91.6  | 105.9 | 90.3  | 96.9  | 105.8 |
| 118.6 | 103.8 | 94.1  | 87.6  | 103.1 | 95.9  | 125.6 | 96.5  | 92.4  | 95.3  | 108.5 |
| 103.7 | 103.7 | 104.2 | 103.2 | 100.7 | 98.6  | 100.8 | 105.3 | 100.2 | 105.4 | 105.7 |
| 99.0  | 100.9 | 99.5  | 102.7 | 101.0 | 98.4  | 103.2 | 107.4 | 98.7  | 97.5  | 102.7 |
| 101.4 | 105.3 | 92.7  | 113.8 | 108.4 | 100.8 | 121.9 | 101.6 | 96.2  | 107.5 | 92.4  |
| 105.0 | 97.5  | 97.5  | 107.0 | 98.8  | 122.8 | 97.1  | 108.0 | 82.6  | 91.0  | 100.7 |

(単位：%)

| 25    | 26    | 27    | 28    | 29    | 30    | 令和元   | 2     | 3     | 4     | 5     |
|-------|-------|-------|-------|-------|-------|-------|-------|-------|-------|-------|
| 100.0 | 100.0 | 100.0 | 100.0 | 100.0 | 100.0 | 100.0 | 100.0 | 100.0 | 100.0 | 100.0 |
| 25.2  | 24.5  | 24.1  | 24.7  | 25.4  | 24.0  | 23.6  | 24.8  | 26.1  | 25.7  | 24.6  |
| 2.2   | 1.9   | 1.9   | 2.0   | 2.0   | 2.0   | 2.0   | 2.1   | 2.2   | 2.3   | 2.4   |
| 0.5   | 0.6   | 0.6   | 0.8   | 0.9   | 0.9   | 1.0   | 0.7   | 0.6   | 0.8   | 0.8   |
| 10.0  | 9.1   | 8.6   | 9.1   | 8.8   | 9.0   | 10.1  | 10.9  | 11.9  | 11.3  | 11.2  |
| 7.2   | 7.1   | 6.8   | 6.8   | 7.3   | 6.9   | 7.0   | 6.7   | 6.9   | 7.0   | 7.0   |
| 4.2   | 4.8   | 5.2   | 4.6   | 3.9   | 4.0   | 3.3   | 2.9   | 2.7   | 2.9   | 3.0   |
| 4.7   | 4.5   | 4.5   | 4.7   | 4.6   | 4.5   | 4.2   | 3.8   | 3.7   | 4.1   | 4.0   |
| 2.6   | 2.9   | 3.3   | 3.1   | 3.0   | 3.1   | 3.2   | 3.1   | 3.2   | 3.4   | 3.8   |
| 5.3   | 5.9   | 5.6   | 5.3   | 5.4   | 5.0   | 4.4   | 4.4   | 4.2   | 4.2   | 4.4   |
| 10.3  | 10.8  | 10.6  | 9.1   | 9.3   | 8.6   | 10.5  | 9.5   | 9.3   | 9.2   | 9.8   |
| 5.0   | 5.2   | 5.7   | 5.8   | 5.8   | 5.5   | 5.4   | 5.3   | 5.6   | 6.2   | 6.4   |
| 6.5   | 6.5   | 6.8   | 6.8   | 6.9   | 6.5   | 6.5   | 6.6   | 6.9   | 7.0   | 7.0   |
| 0.2   | 0.2   | 0.2   | 0.2   | 0.2   | 0.2   | 0.2   | 0.2   | 0.2   | 0.3   | 0.2   |
| 16.3  | 15.9  | 16.2  | 17.0  | 16.6  | 19.8  | 18.6  | 18.9  | 16.5  | 15.6  | 15.4  |

(平成27年度=100)

| 25  | 26  | 27  | 28  | 29  | 30  | 令和元 | 2   | 3   | 4   | 5   |
|-----|-----|-----|-----|-----|-----|-----|-----|-----|-----|-----|
| 105 | 104 | 100 | 102 | 103 | 106 | 110 | 116 | 110 | 106 | 108 |
| 109 | 106 | 100 | 105 | 109 | 106 | 107 | 120 | 120 | 113 | 111 |
| 124 | 108 | 100 | 109 | 110 | 113 | 114 | 132 | 132 | 129 | 137 |
| 77  | 101 | 100 | 131 | 142 | 157 | 181 | 134 | 113 | 125 | 132 |
| 121 | 111 | 100 | 107 | 105 | 110 | 129 | 147 | 152 | 139 | 140 |
| 111 | 109 | 100 | 103 | 111 | 108 | 113 | 116 | 113 | 110 | 112 |
| 84  | 96  | 100 | 91  | 77  | 81  | 70  | 66  | 57  | 58  | 62  |
| 108 | 103 | 100 | 106 | 104 | 105 | 101 | 97  | 90  | 95  | 95  |
| 82  | 92  | 100 | 96  | 92  | 101 | 106 | 111 | 107 | 110 | 126 |
| 98  | 110 | 100 | 96  | 99  | 93  | 85  | 90  | 82  | 79  | 84  |
| 102 | 106 | 100 | 88  | 90  | 87  | 109 | 105 | 97  | 92  | 100 |
| 93  | 96  | 100 | 103 | 104 | 103 | 103 | 109 | 109 | 115 | 122 |
| 100 | 100 | 100 | 103 | 104 | 102 | 105 | 113 | 112 | 109 | 112 |
| 102 | 108 | 100 | 114 | 123 | 124 | 152 | 154 | 148 | 159 | 147 |
| 105 | 103 | 100 | 107 | 106 | 130 | 126 | 136 | 112 | 102 | 103 |

第3-1表 経費負担別にみた主要事業別投資額の推移

| 年度   |     | 平成19      | 20        | 21        | 22        | 23        | 24        | 25        | 26        |
|------|-----|-----------|-----------|-----------|-----------|-----------|-----------|-----------|-----------|
| 区分   |     |           |           |           |           |           |           |           |           |
| 道    | 路   | 6,479,432 | 6,175,653 | 6,519,918 | 5,746,031 | 5,496,855 | 5,437,028 | 6,226,242 | 6,036,752 |
| 国    | 費   | 2,203,159 | 2,085,573 | 2,103,243 | 1,697,421 | 2,194,855 | 2,366,969 | 2,953,632 | 2,750,234 |
| 都道府県 | 費   | 2,491,748 | 2,397,588 | 2,588,733 | 2,338,176 | 1,832,989 | 1,679,062 | 1,815,784 | 1,813,458 |
| 市町村  | 費   | 1,784,525 | 1,692,491 | 1,827,942 | 1,710,433 | 1,469,010 | 1,390,997 | 1,456,827 | 1,473,059 |
| 港    | 湾   | 471,930   | 514,017   | 571,391   | 525,398   | 415,335   | 444,834   | 548,115   | 477,297   |
| 国    | 費   | 241,877   | 257,869   | 287,844   | 284,927   | 218,558   | 224,679   | 288,218   | 237,038   |
| 都道府県 | 費   | 129,485   | 147,855   | 178,374   | 140,638   | 128,908   | 138,235   | 157,883   | 144,799   |
| 市町村  | 費   | 100,568   | 108,292   | 105,173   | 99,833    | 67,869    | 81,919    | 102,014   | 95,460    |
| 空    | 港   | 314,723   | 346,443   | 366,375   | 236,772   | 96,120    | 87,264    | 115,400   | 151,461   |
| 国    | 費   | 282,350   | 313,959   | 340,877   | 218,224   | 71,271    | 71,978    | 100,769   | 128,798   |
| 都道府県 | 費   | 25,722    | 27,809    | 21,906    | 17,461    | 22,126    | 14,030    | 13,532    | 22,087    |
| 市町村  | 費   | 6,650     | 4,675     | 3,592     | 1,087     | 2,723     | 1,255     | 1,099     | 575       |
| 国    | 土保全 | 2,299,032 | 2,172,275 | 2,371,304 | 2,041,292 | 1,905,041 | 1,925,330 | 2,472,720 | 2,254,126 |
| 国    | 費   | 1,215,602 | 1,143,300 | 1,239,053 | 1,050,032 | 994,385   | 1,025,092 | 1,402,087 | 1,200,709 |
| 都道府県 | 費   | 954,901   | 902,446   | 974,854   | 837,567   | 766,903   | 766,116   | 931,232   | 905,094   |
| 市町村  | 費   | 128,529   | 126,529   | 157,397   | 153,693   | 143,754   | 134,122   | 139,401   | 148,323   |
| 農    | 林水産 | 1,759,807 | 1,646,597 | 1,795,258 | 1,522,881 | 1,422,412 | 1,449,929 | 1,783,086 | 1,752,725 |
| 国    | 費   | 898,373   | 845,972   | 922,015   | 719,299   | 654,802   | 690,299   | 911,389   | 837,957   |
| 都道府県 | 費   | 541,919   | 496,861   | 532,979   | 511,537   | 499,710   | 476,795   | 542,308   | 583,822   |
| 市町村  | 費   | 319,515   | 303,764   | 340,264   | 292,045   | 267,899   | 282,834   | 329,389   | 330,947   |
| 住    | 宅   | 955,535   | 964,077   | 968,024   | 861,668   | 751,731   | 814,609   | 1,032,840 | 1,177,138 |
| 国    | 費   | 576,556   | 573,823   | 575,542   | 472,101   | 371,422   | 383,261   | 422,888   | 422,015   |
| 都道府県 | 費   | 170,444   | 177,022   | 178,061   | 177,656   | 177,437   | 173,266   | 193,438   | 222,011   |
| 市町村  | 費   | 208,535   | 213,232   | 214,420   | 211,911   | 202,871   | 258,082   | 416,514   | 533,113   |
| 都    | 市計画 | 1,324,462 | 1,291,374 | 1,304,248 | 1,085,385 | 966,405   | 993,877   | 1,160,064 | 1,110,754 |
| 国    | 費   | 269,271   | 266,620   | 286,041   | 212,686   | 240,307   | 245,012   | 298,133   | 260,707   |
| 都道府県 | 費   | 277,621   | 259,953   | 278,677   | 225,062   | 191,754   | 197,801   | 232,880   | 202,041   |
| 市町村  | 費   | 777,570   | 764,801   | 739,529   | 647,638   | 534,344   | 551,064   | 629,051   | 648,006   |
| 環    | 境衛生 | 577,161   | 533,538   | 576,594   | 550,765   | 572,748   | 575,519   | 637,489   | 715,745   |
| 国    | 費   | 90,398    | 65,780    | 71,310    | 83,596    | 75,587    | 88,836    | 110,907   | 120,395   |
| 都道府県 | 費   | 50,381    | 42,293    | 50,201    | 54,468    | 51,895    | 52,225    | 58,694    | 58,225    |
| 市町村  | 費   | 436,382   | 425,465   | 455,082   | 412,702   | 445,266   | 434,458   | 467,888   | 537,124   |
| 厚    | 生福祉 | 837,227   | 849,807   | 968,226   | 1,163,574 | 1,638,464 | 1,293,016 | 1,305,909 | 1,462,840 |
| 国    | 費   | 121,729   | 130,463   | 124,634   | 112,837   | 362,307   | 148,830   | 111,543   | 109,383   |
| 都道府県 | 費   | 194,530   | 208,753   | 284,522   | 465,686   | 638,729   | 519,039   | 519,601   | 563,193   |
| 市町村  | 費   | 520,967   | 510,592   | 559,071   | 585,051   | 637,427   | 625,147   | 674,765   | 790,264   |
| 文    | 教施設 | 1,839,032 | 1,843,919 | 2,360,132 | 2,323,513 | 1,987,135 | 2,157,393 | 2,557,817 | 2,653,913 |
| 国    | 費   | 508,672   | 517,799   | 799,918   | 727,240   | 450,474   | 540,903   | 830,662   | 616,583   |
| 都道府県 | 費   | 326,265   | 296,400   | 341,344   | 337,660   | 341,833   | 327,918   | 350,465   | 430,988   |
| 市町村  | 費   | 1,004,095 | 1,029,719 | 1,218,871 | 1,258,613 | 1,194,828 | 1,288,573 | 1,376,690 | 1,606,342 |

(単位：百万円)

| 27        | 28        | 29        | 30        | 令和元       | 2         | 3         | 4         | 5         |
|-----------|-----------|-----------|-----------|-----------|-----------|-----------|-----------|-----------|
| 5,691,336 | 5,960,323 | 6,176,317 | 6,032,014 | 6,116,756 | 6,829,155 | 6,807,023 | 6,416,859 | 6,301,512 |
| 2,530,570 | 2,641,814 | 2,736,818 | 2,628,623 | 2,725,003 | 3,094,336 | 3,046,750 | 2,799,418 | 2,706,158 |
| 1,718,091 | 1,813,684 | 1,885,511 | 1,876,232 | 1,905,213 | 2,103,160 | 2,087,880 | 2,016,640 | 1,983,670 |
| 1,442,674 | 1,504,825 | 1,553,988 | 1,527,160 | 1,486,540 | 1,631,658 | 1,672,394 | 1,600,801 | 1,611,685 |
| 443,797   | 484,945   | 490,035   | 501,024   | 506,933   | 587,221   | 584,007   | 572,234   | 607,112   |
| 218,273   | 234,357   | 224,354   | 223,041   | 227,730   | 269,280   | 265,215   | 255,276   | 273,250   |
| 139,856   | 154,011   | 168,789   | 178,703   | 180,382   | 183,447   | 160,249   | 169,620   | 192,950   |
| 85,668    | 96,577    | 96,893    | 99,279    | 98,820    | 134,495   | 158,542   | 147,337   | 140,912   |
| 149,826   | 195,846   | 213,142   | 235,929   | 271,439   | 201,096   | 168,647   | 187,893   | 197,158   |
| 128,654   | 171,801   | 182,171   | 201,936   | 244,657   | 167,347   | 141,630   | 160,866   | 170,768   |
| 20,501    | 22,940    | 29,408    | 28,906    | 25,512    | 32,503    | 26,112    | 26,289    | 23,579    |
| 671       | 1,105     | 1,563     | 5,088     | 1,270     | 1,246     | 905       | 738       | 2,811     |
| 2,037,698 | 2,187,861 | 2,139,960 | 2,248,431 | 2,631,842 | 2,993,894 | 3,103,178 | 2,835,435 | 2,850,928 |
| 1,037,422 | 1,136,444 | 1,078,176 | 1,126,076 | 1,372,903 | 1,579,387 | 1,593,162 | 1,411,886 | 1,407,348 |
| 855,009   | 899,081   | 896,780   | 958,363   | 1,077,978 | 1,224,084 | 1,324,361 | 1,235,112 | 1,237,847 |
| 145,267   | 152,336   | 165,004   | 163,992   | 180,961   | 190,423   | 185,655   | 188,437   | 205,733   |
| 1,600,988 | 1,645,697 | 1,778,719 | 1722701   | 1,815,383 | 1,851,685 | 1,801,955 | 1,760,975 | 1,794,052 |
| 775,212   | 774,352   | 875,563   | 872,633   | 948,412   | 971,776   | 955,435   | 923,222   | 922,802   |
| 501,786   | 569,594   | 600,479   | 564,649   | 577,811   | 581,702   | 577,254   | 566,241   | 583,279   |
| 323,990   | 301,752   | 302,676   | 285,420   | 289,160   | 298,207   | 269,266   | 271,513   | 287,971   |
| 1,227,203 | 1,120,001 | 948,050   | 996,130   | 853,042   | 805,158   | 704,701   | 714,265   | 762,955   |
| 472,689   | 410,409   | 380,596   | 499,676   | 387,668   | 362,022   | 275,569   | 290,830   | 307,443   |
| 253,682   | 270,628   | 240,840   | 204,832   | 195,802   | 187,074   | 193,320   | 183,275   | 193,670   |
| 500,832   | 438,963   | 326,613   | 291,622   | 269,573   | 256,062   | 235,812   | 240,159   | 261,842   |
| 1,073,777 | 1,139,779 | 1,121,712 | 1,123,330 | 1,088,119 | 1,037,691 | 969,602   | 1,020,286 | 1,019,383 |
| 239,237   | 259,162   | 254,943   | 232,254   | 255,934   | 258,747   | 261,928   | 273,803   | 270,138   |
| 195,102   | 232,458   | 217,479   | 262,070   | 247,362   | 206,726   | 216,434   | 242,546   | 219,460   |
| 639,438   | 648,159   | 649,289   | 629,006   | 584,823   | 572,218   | 491,241   | 503,936   | 529,785   |
| 777,184   | 747,775   | 718,837   | 786,702   | 822,339   | 861,977   | 834,837   | 851,257   | 980,170   |
| 129,039   | 133,065   | 125,287   | 154,901   | 150,729   | 163,080   | 182,448   | 185,337   | 237,788   |
| 65,832    | 47,666    | 41,210    | 47,828    | 47,649    | 43,891    | 42,961    | 50,367    | 52,510    |
| 582,313   | 567,045   | 552,341   | 583,973   | 623,960   | 655,005   | 609,427   | 615,553   | 689,872   |
| 1,335,117 | 1,286,243 | 1,323,099 | 1,243,706 | 1,138,866 | 1,206,279 | 1,089,077 | 1,055,751 | 1,116,639 |
| 131,455   | 171,647   | 255,475   | 215,982   | 199,115   | 310,840   | 264,140   | 203,544   | 168,240   |
| 536,906   | 482,904   | 389,121   | 349,242   | 310,124   | 320,574   | 279,910   | 276,531   | 286,423   |
| 666,755   | 631,691   | 678,503   | 678,483   | 629,626   | 574,865   | 545,026   | 575,676   | 661,977   |
| 2,497,991 | 2,187,625 | 2,254,435 | 2,161,552 | 2,715,654 | 2,619,978 | 2,419,573 | 2,305,680 | 2,501,792 |
| 481,790   | 292,171   | 350,970   | 279,326   | 409,396   | 528,351   | 450,627   | 377,665   | 389,698   |
| 435,433   | 417,435   | 399,907   | 434,550   | 584,919   | 444,615   | 494,627   | 454,638   | 450,286   |
| 1,580,768 | 1,478,020 | 1,503,558 | 1,447,676 | 1,721,339 | 1,647,012 | 1,474,319 | 1,473,378 | 1,661,808 |

第3-2表 経費負担別にみた主要事業別投資額の推移（構成比）

| 区 分     | 年 度       | 平成19  | 20    | 21    | 22    | 23    | 24    | 25    | 26    |
|---------|-----------|-------|-------|-------|-------|-------|-------|-------|-------|
|         |           |       |       |       |       |       |       |       |       |
| 道 路     | 国 費       | 100.0 | 100.0 | 100.0 | 100.0 | 100.0 | 100.0 | 100.0 | 100.0 |
|         | 都 道 府 県 費 | 34.0  | 33.8  | 32.3  | 29.5  | 39.9  | 43.5  | 47.4  | 45.6  |
|         | 市 町 村 費   | 38.5  | 38.8  | 39.7  | 40.7  | 33.3  | 30.9  | 29.2  | 30.0  |
| 港 湾     | 国 費       | 27.5  | 27.4  | 28.0  | 29.8  | 26.7  | 25.6  | 23.4  | 24.4  |
|         | 都 道 府 県 費 | 100.0 | 100.0 | 100.0 | 100.0 | 100.0 | 100.0 | 100.0 | 100.0 |
|         | 市 町 村 費   | 51.3  | 50.2  | 50.4  | 54.2  | 52.6  | 50.5  | 52.6  | 49.7  |
| 空 港     | 国 費       | 27.4  | 28.8  | 31.2  | 26.8  | 31.0  | 31.1  | 28.8  | 30.3  |
|         | 都 道 府 県 費 | 21.3  | 21.1  | 18.4  | 19.0  | 16.3  | 18.4  | 18.6  | 20.0  |
|         | 市 町 村 費   | 100.0 | 100.0 | 100.0 | 100.0 | 100.0 | 100.0 | 100.0 | 100.0 |
| 国 土 保 全 | 国 費       | 89.7  | 90.6  | 93.0  | 92.2  | 74.1  | 82.5  | 87.3  | 85.0  |
|         | 都 道 府 県 費 | 8.2   | 8.0   | 6.0   | 7.4   | 23.0  | 16.1  | 11.7  | 14.6  |
|         | 市 町 村 費   | 2.1   | 1.3   | 1.0   | 0.5   | 2.8   | 1.4   | 1.0   | 0.4   |
| 農 林 水 産 | 国 費       | 100.0 | 100.0 | 100.0 | 100.0 | 100.0 | 100.0 | 100.0 | 100.0 |
|         | 都 道 府 県 費 | 52.9  | 52.6  | 52.3  | 51.4  | 52.2  | 53.2  | 56.7  | 53.3  |
|         | 市 町 村 費   | 41.5  | 41.5  | 41.1  | 41.0  | 40.3  | 39.8  | 37.7  | 40.2  |
| 住 宅     | 国 費       | 5.6   | 5.8   | 6.6   | 7.5   | 7.5   | 7.0   | 5.6   | 6.6   |
|         | 都 道 府 県 費 | 100.0 | 100.0 | 100.0 | 100.0 | 100.0 | 100.0 | 100.0 | 100.0 |
|         | 市 町 村 費   | 60.3  | 59.5  | 59.5  | 54.8  | 49.4  | 47.0  | 40.9  | 35.9  |
| 都 市 計 画 | 国 費       | 17.8  | 18.4  | 18.4  | 20.6  | 23.6  | 21.3  | 18.7  | 18.9  |
|         | 都 道 府 県 費 | 21.8  | 22.1  | 22.2  | 24.6  | 27.0  | 31.7  | 40.3  | 45.3  |
|         | 市 町 村 費   | 100.0 | 100.0 | 100.0 | 100.0 | 100.0 | 100.0 | 100.0 | 100.0 |
| 環 境 衛 生 | 国 費       | 20.3  | 20.6  | 21.9  | 19.6  | 24.9  | 24.7  | 25.7  | 23.5  |
|         | 都 道 府 県 費 | 21.0  | 20.1  | 21.4  | 20.7  | 19.8  | 19.9  | 20.1  | 18.2  |
|         | 市 町 村 費   | 58.7  | 59.2  | 56.7  | 59.7  | 55.3  | 55.4  | 54.2  | 58.3  |
| 厚 生 福 祉 | 国 費       | 100.0 | 100.0 | 100.0 | 100.0 | 100.0 | 100.0 | 100.0 | 100.0 |
|         | 都 道 府 県 費 | 15.7  | 12.3  | 12.4  | 15.2  | 13.2  | 15.4  | 17.4  | 16.8  |
|         | 市 町 村 費   | 8.7   | 7.9   | 8.7   | 9.9   | 9.1   | 9.1   | 9.2   | 8.1   |
| 文 教 施 設 | 国 費       | 75.6  | 79.7  | 78.9  | 74.9  | 77.7  | 75.5  | 73.4  | 75.0  |
|         | 都 道 府 県 費 | 100.0 | 100.0 | 100.0 | 100.0 | 100.0 | 100.0 | 100.0 | 100.0 |
|         | 市 町 村 費   | 14.5  | 15.4  | 12.9  | 9.7   | 22.1  | 11.5  | 8.5   | 7.5   |
| 厚 生 福 祉 | 国 費       | 23.2  | 24.6  | 29.4  | 40.0  | 39.0  | 40.1  | 39.8  | 38.5  |
|         | 都 道 府 県 費 | 62.2  | 60.1  | 57.7  | 50.3  | 38.9  | 48.3  | 51.7  | 54.0  |
|         | 市 町 村 費   | 100.0 | 100.0 | 100.0 | 100.0 | 100.0 | 100.0 | 100.0 | 100.0 |
| 文 教 施 設 | 国 費       | 27.7  | 28.1  | 33.9  | 31.3  | 22.7  | 25.1  | 32.5  | 23.2  |
|         | 都 道 府 県 費 | 17.7  | 16.1  | 14.5  | 14.5  | 17.2  | 15.2  | 13.7  | 16.2  |
|         | 市 町 村 費   | 54.6  | 55.8  | 51.6  | 54.2  | 60.1  | 59.7  | 53.8  | 60.5  |

(単位：%)

| 27    | 28    | 29    | 30    | 令和元   | 2     | 3     | 4     | 5     |
|-------|-------|-------|-------|-------|-------|-------|-------|-------|
| 100.0 | 100.0 | 100.0 | 100.0 | 100.0 | 100.0 | 100.0 | 100.0 | 100.0 |
| 44.5  | 44.3  | 44.3  | 43.6  | 44.5  | 45.3  | 44.8  | 43.6  | 42.9  |
| 30.2  | 30.4  | 30.5  | 31.1  | 31.1  | 30.8  | 30.7  | 31.4  | 31.5  |
| 25.3  | 25.2  | 25.2  | 25.3  | 24.3  | 23.9  | 24.6  | 24.9  | 25.6  |
| 100.0 | 100.0 | 100.0 | 100.0 | 100.0 | 100.0 | 100.0 | 100.0 | 100.0 |
| 49.2  | 48.3  | 45.8  | 44.5  | 44.9  | 45.9  | 45.4  | 44.6  | 45.0  |
| 31.5  | 31.8  | 34.4  | 35.7  | 35.6  | 31.2  | 27.4  | 29.6  | 31.8  |
| 19.3  | 19.9  | 19.8  | 19.8  | 19.5  | 22.9  | 27.1  | 25.7  | 23.2  |
| 100.0 | 100.0 | 100.0 | 100.0 | 100.0 | 100.0 | 100.0 | 100.0 | 100.0 |
| 85.9  | 87.7  | 85.5  | 85.6  | 90.1  | 83.2  | 84.0  | 85.6  | 86.6  |
| 13.7  | 11.7  | 13.8  | 12.3  | 9.4   | 16.2  | 15.5  | 14.0  | 12.0  |
| 0.4   | 0.6   | 0.7   | 2.2   | 0.5   | 0.6   | 0.5   | 0.4   | 1.4   |
| 100.0 | 100.0 | 100.0 | 100.0 | 100.0 | 100.0 | 100.0 | 100.0 | 100.0 |
| 50.9  | 51.9  | 50.4  | 50.1  | 52.2  | 52.8  | 51.3  | 49.8  | 49.4  |
| 42.0  | 41.1  | 41.9  | 42.6  | 41.0  | 40.9  | 42.7  | 43.6  | 43.4  |
| 7.1   | 7.0   | 7.7   | 7.3   | 6.9   | 6.4   | 6.0   | 6.6   | 7.2   |
| 100.0 | 100.0 | 100.0 | 100.0 | 100.0 | 100.0 | 100.0 | 100.0 | 100.0 |
| 48.4  | 47.1  | 49.2  | 50.7  | 52.2  | 52.5  | 53.0  | 52.4  | 51.4  |
| 31.3  | 34.6  | 33.8  | 32.8  | 31.8  | 31.4  | 32.0  | 32.2  | 32.5  |
| 20.2  | 18.3  | 17.0  | 16.6  | 15.9  | 16.1  | 14.9  | 15.4  | 16.1  |
| 100.0 | 100.0 | 100.0 | 100.0 | 100.0 | 100.0 | 100.0 | 100.0 | 100.0 |
| 38.5  | 36.6  | 40.1  | 50.2  | 45.4  | 45.0  | 39.1  | 40.7  | 40.3  |
| 20.7  | 24.2  | 25.4  | 20.6  | 23.0  | 23.2  | 27.4  | 25.7  | 25.4  |
| 40.8  | 39.2  | 34.5  | 29.3  | 31.6  | 31.8  | 33.5  | 33.6  | 34.3  |
| 100.0 | 100.0 | 100.0 | 100.0 | 100.0 | 100.0 | 100.0 | 100.0 | 100.0 |
| 22.3  | 22.7  | 22.7  | 20.7  | 23.5  | 24.9  | 27.0  | 26.8  | 26.5  |
| 18.2  | 20.4  | 19.4  | 23.3  | 22.7  | 19.9  | 22.3  | 23.8  | 21.5  |
| 59.6  | 56.9  | 57.9  | 56.0  | 53.7  | 55.1  | 50.7  | 49.4  | 52.0  |
| 100.0 | 100.0 | 100.0 | 100.0 | 100.0 | 100.0 | 100.0 | 100.0 | 100.0 |
| 16.6  | 17.8  | 17.4  | 19.7  | 18.3  | 18.9  | 21.9  | 21.8  | 24.3  |
| 8.5   | 6.4   | 5.7   | 6.1   | 5.8   | 5.1   | 5.1   | 5.9   | 5.4   |
| 74.9  | 75.8  | 76.8  | 74.2  | 75.9  | 76.0  | 73.0  | 72.3  | 70.4  |
| 100.0 | 100.0 | 100.0 | 100.0 | 100.0 | 100.0 | 100.0 | 100.0 | 100.0 |
| 9.8   | 13.3  | 19.3  | 17.4  | 17.5  | 25.8  | 24.3  | 19.3  | 15.1  |
| 40.2  | 37.5  | 29.4  | 28.1  | 27.2  | 26.6  | 25.7  | 26.2  | 25.7  |
| 49.9  | 49.1  | 51.3  | 54.6  | 55.3  | 47.7  | 50.0  | 54.5  | 59.3  |
| 100.0 | 100.0 | 100.0 | 100.0 | 100.0 | 100.0 | 100.0 | 100.0 | 100.0 |
| 19.3  | 13.4  | 15.6  | 12.9  | 15.1  | 20.2  | 18.6  | 16.4  | 15.6  |
| 17.4  | 19.1  | 17.7  | 20.1  | 21.5  | 17.0  | 20.4  | 19.7  | 18.0  |
| 63.3  | 67.6  | 66.7  | 67.0  | 63.4  | 62.9  | 60.9  | 63.9  | 66.4  |

第4-1表 都道府県別行政投資額の推移

| 都道府県 | 年 度 |  | 平成19       | 20         | 21         | 22         | 23         | 24         | 25         | 26         |
|------|-----|--|------------|------------|------------|------------|------------|------------|------------|------------|
|      |     |  |            |            |            |            |            |            |            |            |
| 合 計  |     |  | 23,064,485 | 22,394,503 | 23,857,659 | 21,990,079 | 21,465,687 | 21,869,825 | 24,749,805 | 24,667,204 |
| 北海道  |     |  | 1,557,036  | 1,468,626  | 1,697,156  | 1,547,363  | 1,402,458  | 1,458,945  | 1,691,588  | 1,687,477  |
| 青森県  |     |  | 367,292    | 364,176    | 375,847    | 343,192    | 364,611    | 387,762    | 415,600    | 364,312    |
| 岩手県  |     |  | 363,481    | 343,607    | 365,508    | 299,674    | 502,414    | 593,051    | 813,482    | 751,061    |
| 宮城県  |     |  | 391,832    | 387,957    | 441,106    | 322,168    | 823,555    | 868,848    | 1,162,366  | 1,210,562  |
| 秋田県  |     |  | 324,098    | 292,516    | 306,678    | 277,244    | 274,228    | 281,166    | 317,285    | 322,868    |
| 山形県  |     |  | 287,325    | 262,148    | 320,411    | 286,053    | 285,957    | 282,903    | 350,423    | 335,299    |
| 福島県  |     |  | 373,865    | 341,018    | 376,884    | 327,455    | 517,547    | 533,638    | 656,286    | 765,882    |
| 茨城県  |     |  | 466,974    | 473,216    | 524,184    | 436,491    | 534,826    | 557,785    | 573,266    | 568,186    |
| 栃木県  |     |  | 336,666    | 304,721    | 330,766    | 310,659    | 350,602    | 271,346    | 291,228    | 281,973    |
| 群馬県  |     |  | 310,750    | 303,168    | 347,380    | 323,515    | 289,833    | 279,031    | 327,900    | 345,215    |
| 埼玉県  |     |  | 766,210    | 771,088    | 793,266    | 735,824    | 687,812    | 737,670    | 754,988    | 784,866    |
| 千葉県  |     |  | 667,601    | 669,262    | 668,566    | 611,460    | 621,365    | 644,817    | 673,463    | 662,113    |
| 東京都  |     |  | 2,333,507  | 2,520,454  | 2,661,604  | 2,494,808  | 2,181,017  | 2,182,756  | 2,256,081  | 2,318,755  |
| 神奈川県 |     |  | 956,601    | 974,386    | 947,627    | 891,549    | 861,196    | 872,589    | 910,192    | 891,821    |
| 新潟県  |     |  | 695,696    | 672,156    | 704,920    | 656,407    | 687,735    | 679,813    | 761,429    | 717,138    |
| 富山県  |     |  | 297,196    | 314,404    | 345,120    | 344,046    | 319,863    | 310,733    | 358,662    | 343,419    |
| 石川県  |     |  | 296,975    | 270,965    | 266,985    | 270,727    | 268,733    | 270,706    | 317,845    | 302,630    |
| 福井県  |     |  | 260,841    | 224,564    | 229,190    | 221,200    | 214,205    | 201,905    | 242,048    | 247,042    |
| 山梨県  |     |  | 211,627    | 213,430    | 220,691    | 217,624    | 202,393    | 211,004    | 234,563    | 245,595    |
| 長野県  |     |  | 471,584    | 416,975    | 468,771    | 450,760    | 423,244    | 430,642    | 476,295    | 507,262    |
| 岐阜県  |     |  | 410,201    | 368,612    | 411,063    | 360,310    | 346,440    | 347,314    | 399,649    | 404,539    |
| 静岡県  |     |  | 659,788    | 675,111    | 649,651    | 565,315    | 528,508    | 562,055    | 593,922    | 531,712    |
| 愛知県  |     |  | 1,160,608  | 1,131,250  | 1,086,492  | 937,060    | 839,326    | 874,036    | 993,275    | 987,828    |
| 三重県  |     |  | 357,839    | 352,923    | 361,165    | 355,702    | 348,607    | 357,387    | 392,522    | 373,949    |
| 滋賀県  |     |  | 217,990    | 208,846    | 207,701    | 197,280    | 189,168    | 178,372    | 220,874    | 221,160    |
| 京都府  |     |  | 425,553    | 440,006    | 418,808    | 395,076    | 355,303    | 381,280    | 430,028    | 422,329    |
| 大阪府  |     |  | 1,051,166  | 1,013,121  | 1,067,623  | 910,100    | 847,330    | 830,662    | 911,248    | 952,660    |
| 兵庫県  |     |  | 821,551    | 790,974    | 847,110    | 851,400    | 724,796    | 700,170    | 834,407    | 790,205    |
| 奈良県  |     |  | 199,689    | 196,685    | 210,747    | 208,978    | 182,700    | 188,699    | 214,863    | 209,819    |
| 和歌山県 |     |  | 245,005    | 235,501    | 267,124    | 262,554    | 262,840    | 291,516    | 367,472    | 346,116    |
| 鳥取県  |     |  | 177,380    | 171,092    | 187,608    | 182,799    | 155,588    | 156,835    | 190,143    | 178,558    |
| 島根県  |     |  | 320,206    | 290,474    | 320,777    | 318,906    | 266,145    | 255,650    | 279,155    | 279,079    |
| 岡山県  |     |  | 336,221    | 299,222    | 308,589    | 301,649    | 289,052    | 297,980    | 337,267    | 334,300    |
| 広島県  |     |  | 522,616    | 461,753    | 465,948    | 465,393    | 433,133    | 417,689    | 456,871    | 428,036    |
| 山口県  |     |  | 313,469    | 268,277    | 314,964    | 306,908    | 291,137    | 269,173    | 298,441    | 306,300    |
| 徳島県  |     |  | 220,231    | 188,375    | 200,972    | 189,688    | 167,828    | 177,450    | 213,425    | 218,010    |
| 香川県  |     |  | 150,025    | 151,350    | 166,401    | 155,102    | 165,561    | 151,328    | 172,871    | 181,167    |
| 愛媛県  |     |  | 266,087    | 238,814    | 255,240    | 248,348    | 230,935    | 248,075    | 279,495    | 285,196    |
| 高知県  |     |  | 216,467    | 205,411    | 252,303    | 245,731    | 212,056    | 216,311    | 260,111    | 274,603    |
| 福岡県  |     |  | 875,101    | 855,604    | 965,445    | 848,977    | 715,148    | 764,371    | 849,595    | 866,545    |
| 佐賀県  |     |  | 240,096    | 229,269    | 251,248    | 225,997    | 203,308    | 205,560    | 228,523    | 238,089    |
| 長崎県  |     |  | 323,786    | 297,703    | 346,292    | 313,575    | 296,982    | 299,750    | 336,341    | 333,381    |
| 熊本県  |     |  | 406,236    | 383,535    | 444,564    | 420,255    | 340,785    | 365,532    | 452,924    | 404,147    |
| 大分県  |     |  | 277,820    | 254,414    | 273,944    | 259,073    | 243,147    | 263,365    | 297,375    | 282,476    |
| 宮崎県  |     |  | 285,292    | 283,314    | 292,972    | 279,703    | 249,057    | 240,943    | 293,008    | 291,396    |
| 鹿児島県 |     |  | 444,248    | 415,245    | 465,443    | 424,305    | 410,371    | 403,480    | 451,457    | 443,086    |
| 沖縄県  |     |  | 402,659    | 398,786    | 424,805    | 391,674    | 356,844    | 367,728    | 409,556    | 429,039    |

(単位：百万円)

| 27         | 28         | 29         | 30         | 令和元        | 2          | 3          | 4          | 5          |
|------------|------------|------------|------------|------------|------------|------------|------------|------------|
| 23,654,237 | 24,137,629 | 24,326,981 | 25,090,815 | 25,929,619 | 27,551,000 | 26,108,016 | 24,995,317 | 25,565,807 |
| 1,516,947  | 1,660,015  | 1,736,169  | 1,653,391  | 1,804,777  | 1,890,230  | 1,871,784  | 1,818,913  | 1,920,869  |
| 332,256    | 327,194    | 319,941    | 319,350    | 329,103    | 351,039    | 353,543    | 354,450    | 355,250    |
| 801,623    | 823,771    | 841,900    | 736,733    | 676,232    | 695,292    | 475,863    | 359,011    | 323,006    |
| 1,337,614  | 1,258,024  | 1,046,718  | 897,610    | 819,484    | 830,533    | 634,310    | 559,223    | 510,684    |
| 289,414    | 284,351    | 298,087    | 311,834    | 335,652    | 378,817    | 374,968    | 352,256    | 390,509    |
| 283,005    | 304,609    | 311,964    | 306,987    | 335,057    | 362,468    | 360,732    | 347,349    | 348,822    |
| 808,476    | 901,832    | 888,586    | 833,641    | 800,738    | 1,300,592  | 858,627    | 833,242    | 749,582    |
| 545,970    | 546,764    | 517,217    | 522,599    | 543,721    | 635,199    | 578,314    | 558,510    | 561,155    |
| 302,565    | 281,559    | 280,674    | 309,972    | 345,721    | 450,077    | 356,617    | 348,922    | 340,959    |
| 329,539    | 326,385    | 334,035    | 338,583    | 371,433    | 373,573    | 304,777    | 299,981    | 318,035    |
| 690,847    | 712,927    | 751,211    | 700,285    | 725,312    | 774,351    | 741,045    | 775,557    | 812,698    |
| 624,029    | 644,834    | 642,778    | 598,864    | 630,800    | 672,661    | 646,033    | 641,419    | 647,945    |
| 2,464,863  | 2,655,750  | 2,464,990  | 3,302,773  | 3,012,976  | 2,684,114  | 2,549,168  | 2,589,062  | 2,720,843  |
| 921,829    | 932,564    | 1,007,320  | 1,055,932  | 1,055,376  | 1,126,605  | 1,209,501  | 1,062,156  | 1,129,219  |
| 604,067    | 580,660    | 623,386    | 600,782    | 633,317    | 671,128    | 647,482    | 603,554    | 655,212    |
| 251,717    | 241,792    | 241,034    | 235,125    | 253,542    | 271,496    | 281,989    | 257,001    | 249,526    |
| 248,573    | 273,932    | 304,134    | 333,858    | 356,698    | 372,263    | 366,569    | 323,262    | 324,712    |
| 241,918    | 252,225    | 280,400    | 310,642    | 372,987    | 478,057    | 439,518    | 390,385    | 345,625    |
| 217,053    | 222,110    | 221,892    | 246,109    | 229,202    | 243,353    | 219,624    | 214,716    | 219,650    |
| 446,703    | 418,784    | 440,441    | 406,168    | 487,097    | 604,477    | 576,879    | 503,664    | 539,843    |
| 376,296    | 392,067    | 394,804    | 398,885    | 438,389    | 490,379    | 506,040    | 454,236    | 443,001    |
| 516,259    | 507,012    | 527,584    | 542,559    | 609,763    | 659,892    | 619,437    | 610,918    | 663,620    |
| 970,709    | 954,513    | 1,001,193  | 1,110,611  | 1,163,028  | 1,199,785  | 1,153,542  | 1,161,671  | 1,220,800  |
| 340,961    | 347,265    | 341,460    | 360,876    | 350,070    | 366,783    | 356,780    | 377,500    | 382,677    |
| 210,640    | 208,071    | 220,240    | 214,382    | 229,592    | 264,111    | 261,085    | 250,618    | 246,708    |
| 379,124    | 364,909    | 379,026    | 387,267    | 424,098    | 387,242    | 383,986    | 384,859    | 385,006    |
| 954,271    | 923,032    | 937,656    | 999,386    | 954,189    | 1,032,301  | 1,053,262  | 1,091,172  | 1,113,458  |
| 777,405    | 795,486    | 766,888    | 768,283    | 841,599    | 978,723    | 943,576    | 875,507    | 816,403    |
| 206,082    | 213,373    | 204,113    | 199,008    | 225,213    | 245,349    | 244,806    | 220,094    | 240,763    |
| 336,497    | 267,220    | 248,263    | 255,692    | 288,180    | 317,424    | 318,492    | 291,643    | 310,460    |
| 165,150    | 178,063    | 200,982    | 196,868    | 195,726    | 187,362    | 190,850    | 171,168    | 177,049    |
| 253,924    | 253,001    | 233,238    | 243,389    | 270,665    | 291,085    | 301,119    | 285,831    | 302,932    |
| 306,643    | 297,379    | 294,664    | 339,965    | 382,267    | 388,652    | 367,441    | 362,297    | 391,977    |
| 414,744    | 397,972    | 396,473    | 442,722    | 539,833    | 570,449    | 569,066    | 571,137    | 586,106    |
| 280,200    | 299,882    | 296,339    | 298,604    | 328,427    | 299,199    | 299,823    | 273,161    | 311,040    |
| 194,271    | 195,098    | 194,436    | 202,704    | 219,620    | 250,115    | 240,480    | 221,225    | 240,919    |
| 182,319    | 183,735    | 191,639    | 169,875    | 179,016    | 194,131    | 183,798    | 167,393    | 187,530    |
| 262,585    | 273,149    | 271,845    | 276,863    | 313,776    | 293,249    | 300,091    | 277,670    | 291,941    |
| 259,879    | 277,475    | 292,619    | 282,949    | 306,497    | 310,189    | 316,582    | 286,445    | 282,752    |
| 824,235    | 813,107    | 823,873    | 858,862    | 893,120    | 919,815    | 927,981    | 893,731    | 905,267    |
| 213,177    | 213,342    | 225,982    | 219,195    | 226,370    | 278,236    | 279,971    | 285,356    | 245,759    |
| 299,984    | 338,952    | 374,147    | 364,552    | 420,378    | 413,957    | 406,540    | 357,622    | 355,506    |
| 359,680    | 435,269    | 578,319    | 632,028    | 607,351    | 551,010    | 571,934    | 544,252    | 541,490    |
| 248,367    | 254,780    | 266,975    | 278,405    | 296,614    | 315,100    | 323,076    | 312,037    | 334,999    |
| 228,248    | 240,883    | 259,832    | 246,510    | 273,643    | 295,393    | 299,190    | 293,804    | 300,032    |
| 382,790    | 383,182    | 407,640    | 379,965    | 419,931    | 465,114    | 443,706    | 418,046    | 438,268    |
| 450,786    | 479,326    | 443,872    | 399,171    | 413,039    | 419,631    | 398,020    | 363,290    | 385,200    |

第4-2表 都道府県別行政投資額の推移（構成比）

（単位：％）

| 都道府県 | 年 度 |  | 平成23  | 24    | 25    | 26    | 27    | 28    | 29    | 30    | 令和元   | 2     | 3     | 4     | 5     |
|------|-----|--|-------|-------|-------|-------|-------|-------|-------|-------|-------|-------|-------|-------|-------|
|      |     |  |       |       |       |       |       |       |       |       |       |       |       |       |       |
| 合 計  |     |  | 100.0 | 100.0 | 100.0 | 100.0 | 100.0 | 100.0 | 100.0 | 100.0 | 100.0 | 100.0 | 100.0 | 100.0 | 100.0 |
| 北海道  |     |  | 6.5   | 6.7   | 6.8   | 6.8   | 6.4   | 6.9   | 7.1   | 6.6   | 7.0   | 6.9   | 7.2   | 7.3   | 7.5   |
| 青森県  |     |  | 1.7   | 1.8   | 1.7   | 1.5   | 1.4   | 1.4   | 1.3   | 1.3   | 1.3   | 1.3   | 1.4   | 1.4   | 1.4   |
| 岩手県  |     |  | 2.3   | 2.7   | 3.3   | 3.0   | 3.4   | 3.4   | 3.5   | 2.9   | 2.6   | 2.5   | 1.8   | 1.4   | 1.3   |
| 宮城県  |     |  | 3.8   | 4.0   | 4.7   | 4.9   | 5.7   | 5.2   | 4.3   | 3.6   | 3.2   | 3.0   | 2.4   | 2.2   | 2.0   |
| 秋田県  |     |  | 1.3   | 1.3   | 1.3   | 1.3   | 1.2   | 1.2   | 1.2   | 1.2   | 1.3   | 1.4   | 1.4   | 1.4   | 1.5   |
| 山形県  |     |  | 1.3   | 1.3   | 1.4   | 1.4   | 1.2   | 1.3   | 1.3   | 1.2   | 1.3   | 1.3   | 1.4   | 1.4   | 1.4   |
| 福島県  |     |  | 2.4   | 2.4   | 2.7   | 3.1   | 3.4   | 3.7   | 3.7   | 3.3   | 3.1   | 4.7   | 3.3   | 3.3   | 2.9   |
| 茨城県  |     |  | 2.5   | 2.6   | 2.3   | 2.3   | 2.3   | 2.3   | 2.1   | 2.1   | 2.1   | 2.3   | 2.2   | 2.2   | 2.2   |
| 栃木県  |     |  | 1.6   | 1.2   | 1.2   | 1.1   | 1.3   | 1.2   | 1.2   | 1.2   | 1.3   | 1.6   | 1.4   | 1.4   | 1.3   |
| 群馬県  |     |  | 1.4   | 1.3   | 1.3   | 1.4   | 1.4   | 1.4   | 1.4   | 1.3   | 1.4   | 1.4   | 1.2   | 1.2   | 1.2   |
| 埼玉県  |     |  | 3.2   | 3.4   | 3.1   | 3.2   | 2.9   | 3.0   | 3.1   | 2.8   | 2.8   | 2.8   | 2.8   | 3.1   | 3.2   |
| 千葉県  |     |  | 2.9   | 2.9   | 2.7   | 2.7   | 2.6   | 2.7   | 2.6   | 2.4   | 2.4   | 2.4   | 2.5   | 2.6   | 2.5   |
| 東京都  |     |  | 10.2  | 10.0  | 9.1   | 9.4   | 10.4  | 11.0  | 10.1  | 13.2  | 11.6  | 9.7   | 9.8   | 10.4  | 10.6  |
| 神奈川県 |     |  | 4.0   | 4.0   | 3.7   | 3.6   | 3.9   | 3.9   | 4.1   | 4.2   | 4.1   | 4.1   | 4.6   | 4.2   | 4.4   |
| 新潟県  |     |  | 3.2   | 3.1   | 3.1   | 2.9   | 2.6   | 2.4   | 2.6   | 2.4   | 2.4   | 2.4   | 2.5   | 2.4   | 2.6   |
| 富山県  |     |  | 1.5   | 1.4   | 1.4   | 1.4   | 1.1   | 1.0   | 1.0   | 0.9   | 1.0   | 1.0   | 1.1   | 1.0   | 1.0   |
| 石川県  |     |  | 1.3   | 1.2   | 1.3   | 1.2   | 1.1   | 1.1   | 1.3   | 1.3   | 1.4   | 1.4   | 1.4   | 1.3   | 1.3   |
| 福井県  |     |  | 1.0   | 0.9   | 1.0   | 1.0   | 1.0   | 1.0   | 1.2   | 1.2   | 1.4   | 1.7   | 1.7   | 1.6   | 1.4   |
| 山梨県  |     |  | 0.9   | 1.0   | 0.9   | 1.0   | 0.9   | 0.9   | 0.9   | 1.0   | 0.9   | 0.9   | 0.8   | 0.9   | 0.9   |
| 長野県  |     |  | 2.0   | 2.0   | 1.9   | 2.1   | 1.9   | 1.7   | 1.8   | 1.6   | 1.9   | 2.2   | 2.2   | 2.0   | 2.1   |
| 岐阜県  |     |  | 1.6   | 1.6   | 1.6   | 1.6   | 1.6   | 1.6   | 1.6   | 1.6   | 1.7   | 1.8   | 1.9   | 1.8   | 1.7   |
| 静岡県  |     |  | 2.5   | 2.6   | 2.4   | 2.2   | 2.2   | 2.1   | 2.2   | 2.2   | 2.4   | 2.4   | 2.4   | 2.4   | 2.6   |
| 愛知県  |     |  | 3.9   | 4.0   | 4.0   | 4.0   | 4.1   | 4.0   | 4.1   | 4.4   | 4.5   | 4.4   | 4.4   | 4.6   | 4.8   |
| 三重県  |     |  | 1.6   | 1.6   | 1.6   | 1.5   | 1.4   | 1.4   | 1.4   | 1.4   | 1.4   | 1.3   | 1.4   | 1.5   | 1.5   |
| 滋賀県  |     |  | 0.9   | 0.8   | 0.9   | 0.9   | 0.9   | 0.9   | 0.9   | 0.9   | 0.9   | 1.0   | 1.0   | 1.0   | 1.0   |
| 京都府  |     |  | 1.7   | 1.7   | 1.7   | 1.7   | 1.6   | 1.5   | 1.6   | 1.5   | 1.6   | 1.4   | 1.5   | 1.5   | 1.5   |
| 大阪府  |     |  | 3.9   | 3.8   | 3.7   | 3.9   | 4.0   | 3.8   | 3.9   | 4.0   | 3.7   | 3.7   | 4.0   | 4.4   | 4.4   |
| 兵庫県  |     |  | 3.4   | 3.2   | 3.4   | 3.2   | 3.3   | 3.3   | 3.2   | 3.1   | 3.2   | 3.6   | 3.6   | 3.5   | 3.2   |
| 奈良県  |     |  | 0.9   | 0.9   | 0.9   | 0.9   | 0.9   | 0.9   | 0.8   | 0.8   | 0.9   | 0.9   | 0.9   | 0.9   | 0.9   |
| 和歌山県 |     |  | 1.2   | 1.3   | 1.5   | 1.4   | 1.4   | 1.1   | 1.0   | 1.0   | 1.1   | 1.2   | 1.2   | 1.2   | 1.2   |
| 鳥取県  |     |  | 0.7   | 0.7   | 0.8   | 0.7   | 0.7   | 0.7   | 0.8   | 0.8   | 0.8   | 0.7   | 0.7   | 0.7   | 0.7   |
| 島根県  |     |  | 1.2   | 1.2   | 1.1   | 1.1   | 1.1   | 1.0   | 1.0   | 1.0   | 1.0   | 1.1   | 1.2   | 1.1   | 1.2   |
| 岡山県  |     |  | 1.3   | 1.4   | 1.4   | 1.4   | 1.3   | 1.2   | 1.2   | 1.4   | 1.5   | 1.4   | 1.4   | 1.4   | 1.5   |
| 広島県  |     |  | 2.0   | 1.9   | 1.8   | 1.7   | 1.8   | 1.6   | 1.6   | 1.8   | 2.1   | 2.1   | 2.2   | 2.3   | 2.3   |
| 山口県  |     |  | 1.4   | 1.2   | 1.2   | 1.2   | 1.2   | 1.2   | 1.2   | 1.2   | 1.3   | 1.1   | 1.1   | 1.1   | 1.2   |
| 徳島県  |     |  | 0.8   | 0.8   | 0.9   | 0.9   | 0.8   | 0.8   | 0.8   | 0.8   | 0.8   | 0.9   | 0.9   | 0.9   | 0.9   |
| 香川県  |     |  | 0.8   | 0.7   | 0.7   | 0.7   | 0.8   | 0.8   | 0.8   | 0.7   | 0.7   | 0.7   | 0.7   | 0.7   | 0.7   |
| 愛媛県  |     |  | 1.1   | 1.1   | 1.1   | 1.2   | 1.1   | 1.1   | 1.1   | 1.1   | 1.2   | 1.1   | 1.1   | 1.1   | 1.1   |
| 高知県  |     |  | 1.0   | 1.0   | 1.1   | 1.1   | 1.1   | 1.1   | 1.2   | 1.1   | 1.2   | 1.1   | 1.2   | 1.1   | 1.1   |
| 福岡県  |     |  | 3.3   | 3.5   | 3.4   | 3.5   | 3.5   | 3.4   | 3.4   | 3.4   | 3.4   | 3.3   | 3.6   | 3.6   | 3.5   |
| 佐賀県  |     |  | 0.9   | 0.9   | 0.9   | 1.0   | 0.9   | 0.9   | 0.9   | 0.9   | 0.9   | 1.0   | 1.1   | 1.1   | 1.0   |
| 長崎県  |     |  | 1.4   | 1.4   | 1.4   | 1.4   | 1.3   | 1.4   | 1.5   | 1.5   | 1.6   | 1.5   | 1.6   | 1.4   | 1.4   |
| 熊本県  |     |  | 1.6   | 1.7   | 1.8   | 1.6   | 1.5   | 1.8   | 2.4   | 2.5   | 2.3   | 2.0   | 2.2   | 2.2   | 2.1   |
| 大宮   |     |  | 1.1   | 1.2   | 1.2   | 1.1   | 1.0   | 1.1   | 1.1   | 1.1   | 1.1   | 1.1   | 1.2   | 1.2   | 1.3   |
| 宮崎県  |     |  | 1.2   | 1.1   | 1.2   | 1.2   | 1.0   | 1.0   | 1.1   | 1.0   | 1.1   | 1.1   | 1.1   | 1.2   | 1.2   |
| 鹿児島県 |     |  | 1.9   | 1.8   | 1.8   | 1.8   | 1.6   | 1.6   | 1.7   | 1.5   | 1.6   | 1.7   | 1.7   | 1.7   | 1.7   |
| 沖縄県  |     |  | 1.7   | 1.7   | 1.7   | 1.7   | 1.9   | 2.0   | 1.8   | 1.6   | 1.6   | 1.5   | 1.5   | 1.5   | 1.5   |

第4-3表 都道府県別行政投資額の推移（指数）

（平成27年度=100）

| 都道府県 | 年 度     |     | 平成23 | 24  | 25  | 26  | 27  | 28  | 29  | 30  | 令和元 | 2   | 3   | 4   | 5   |
|------|---------|-----|------|-----|-----|-----|-----|-----|-----|-----|-----|-----|-----|-----|-----|
|      |         |     |      |     |     |     |     |     |     |     |     |     |     |     |     |
| 合 計  |         |     | 91   | 92  | 105 | 104 | 100 | 102 | 103 | 106 | 110 | 116 | 110 | 106 | 108 |
| 北海道  | 北 海 道   | 道 道 | 92   | 96  | 112 | 111 | 100 | 109 | 114 | 109 | 119 | 125 | 123 | 120 | 127 |
| 青森県  | 青 森 県   | 県 県 | 110  | 117 | 125 | 110 | 100 | 98  | 96  | 96  | 99  | 106 | 106 | 107 | 107 |
| 岩手県  | 岩 手 県   | 県 県 | 63   | 74  | 101 | 94  | 100 | 103 | 105 | 92  | 84  | 87  | 59  | 45  | 40  |
| 宮城県  | 宮 城 県   | 県 県 | 62   | 65  | 87  | 91  | 100 | 94  | 78  | 67  | 61  | 62  | 47  | 42  | 38  |
| 秋田県  | 秋 田 県   | 県 県 | 95   | 97  | 110 | 112 | 100 | 98  | 103 | 108 | 116 | 131 | 130 | 122 | 135 |
| 山形県  | 山 形 県   | 県 県 | 101  | 100 | 124 | 118 | 100 | 108 | 110 | 108 | 118 | 128 | 127 | 123 | 123 |
| 福島県  | 福 島 県   | 県 県 | 64   | 66  | 81  | 95  | 100 | 112 | 110 | 103 | 99  | 161 | 106 | 103 | 93  |
| 茨城県  | 茨 城 県   | 県 県 | 98   | 102 | 105 | 104 | 100 | 100 | 95  | 96  | 100 | 116 | 106 | 102 | 103 |
| 栃木県  | 栃 木 県   | 県 県 | 116  | 90  | 96  | 93  | 100 | 93  | 93  | 102 | 114 | 149 | 118 | 115 | 113 |
| 群馬県  | 群 馬 県   | 県 県 | 88   | 85  | 100 | 105 | 100 | 99  | 101 | 103 | 113 | 113 | 92  | 91  | 97  |
| 埼玉県  | 埼 玉 県   | 県 県 | 100  | 107 | 109 | 114 | 100 | 103 | 109 | 101 | 105 | 112 | 107 | 112 | 118 |
| 千葉県  | 千 葉 県   | 県 県 | 100  | 103 | 108 | 106 | 100 | 103 | 103 | 96  | 101 | 108 | 104 | 103 | 104 |
| 東京都  | 東 京 都   | 都 都 | 88   | 89  | 92  | 94  | 100 | 108 | 100 | 134 | 122 | 109 | 103 | 105 | 110 |
| 神奈川県 | 神 奈 川 県 | 県 県 | 93   | 95  | 99  | 97  | 100 | 101 | 109 | 115 | 114 | 122 | 131 | 115 | 122 |
| 新潟県  | 新 潟 県   | 県 県 | 114  | 113 | 126 | 119 | 100 | 96  | 103 | 99  | 105 | 111 | 107 | 100 | 108 |
| 富山県  | 富 山 県   | 県 県 | 127  | 123 | 142 | 136 | 100 | 96  | 96  | 93  | 101 | 108 | 112 | 102 | 99  |
| 石川県  | 石 川 県   | 県 県 | 108  | 109 | 128 | 122 | 100 | 110 | 122 | 134 | 143 | 150 | 147 | 130 | 131 |
| 福井県  | 福 井 県   | 県 県 | 89   | 83  | 100 | 102 | 100 | 104 | 116 | 128 | 154 | 198 | 182 | 161 | 143 |
| 山梨県  | 山 梨 県   | 県 県 | 93   | 97  | 108 | 113 | 100 | 102 | 102 | 113 | 106 | 112 | 101 | 99  | 101 |
| 長野県  | 長 野 県   | 県 県 | 95   | 96  | 107 | 114 | 100 | 94  | 99  | 91  | 109 | 135 | 129 | 113 | 121 |
| 岐阜県  | 岐 阜 県   | 県 県 | 92   | 92  | 106 | 108 | 100 | 104 | 105 | 106 | 117 | 130 | 134 | 121 | 118 |
| 静岡県  | 静 岡 県   | 県 県 | 102  | 109 | 115 | 103 | 100 | 98  | 102 | 105 | 118 | 128 | 120 | 118 | 129 |
| 愛知県  | 愛 知 県   | 県 県 | 86   | 90  | 102 | 102 | 100 | 98  | 103 | 114 | 120 | 124 | 119 | 120 | 126 |
| 三重県  | 三 重 県   | 県 県 | 102  | 105 | 115 | 110 | 100 | 102 | 100 | 106 | 103 | 108 | 105 | 111 | 112 |
| 滋賀県  | 滋 賀 県   | 県 県 | 90   | 85  | 105 | 105 | 100 | 99  | 105 | 102 | 109 | 125 | 124 | 119 | 117 |
| 京都府  | 京 都 府   | 府 府 | 94   | 101 | 113 | 111 | 100 | 96  | 100 | 102 | 112 | 102 | 101 | 102 | 102 |
| 大阪府  | 大 阪 府   | 府 府 | 89   | 87  | 95  | 100 | 100 | 97  | 98  | 105 | 100 | 108 | 110 | 114 | 117 |
| 兵庫県  | 兵 庫 県   | 県 県 | 93   | 90  | 107 | 102 | 100 | 102 | 99  | 99  | 108 | 126 | 121 | 113 | 105 |
| 奈良県  | 奈 良 県   | 県 県 | 89   | 92  | 104 | 102 | 100 | 104 | 99  | 97  | 109 | 119 | 119 | 107 | 117 |
| 和歌山県 | 和 歌 山 県 | 県 県 | 78   | 87  | 109 | 103 | 100 | 79  | 74  | 76  | 86  | 94  | 95  | 87  | 92  |
| 鳥取県  | 鳥 取 県   | 県 県 | 94   | 95  | 115 | 108 | 100 | 108 | 122 | 119 | 119 | 113 | 116 | 104 | 107 |
| 島根県  | 島 根 県   | 県 県 | 105  | 101 | 110 | 110 | 100 | 100 | 92  | 96  | 107 | 115 | 119 | 113 | 119 |
| 岡山県  | 岡 山 県   | 県 県 | 94   | 97  | 110 | 109 | 100 | 97  | 96  | 111 | 125 | 127 | 120 | 118 | 128 |
| 広島県  | 広 島 県   | 県 県 | 104  | 101 | 110 | 103 | 100 | 96  | 96  | 107 | 130 | 138 | 137 | 138 | 141 |
| 山口県  | 山 口 県   | 県 県 | 104  | 96  | 107 | 109 | 100 | 107 | 106 | 107 | 117 | 107 | 107 | 97  | 111 |
| 徳島県  | 徳 島 県   | 県 県 | 86   | 91  | 110 | 112 | 100 | 100 | 100 | 104 | 113 | 129 | 124 | 114 | 124 |
| 香川県  | 香 川 県   | 県 県 | 91   | 83  | 95  | 99  | 100 | 101 | 105 | 93  | 98  | 106 | 101 | 92  | 103 |
| 愛媛県  | 愛 媛 県   | 県 県 | 88   | 94  | 106 | 109 | 100 | 104 | 104 | 105 | 119 | 112 | 114 | 106 | 111 |
| 高知県  | 高 知 県   | 県 県 | 82   | 83  | 100 | 106 | 100 | 107 | 113 | 109 | 118 | 119 | 122 | 110 | 109 |
| 福岡県  | 福 岡 県   | 県 県 | 87   | 93  | 103 | 105 | 100 | 99  | 100 | 104 | 108 | 112 | 113 | 108 | 110 |
| 佐賀県  | 佐 賀 県   | 県 県 | 95   | 96  | 107 | 112 | 100 | 100 | 106 | 103 | 106 | 131 | 131 | 134 | 115 |
| 長崎県  | 長 崎 県   | 県 県 | 99   | 100 | 112 | 111 | 100 | 113 | 125 | 122 | 140 | 138 | 136 | 119 | 119 |
| 熊本県  | 熊 本 県   | 県 県 | 95   | 102 | 126 | 112 | 100 | 121 | 161 | 176 | 169 | 153 | 159 | 151 | 151 |
| 大分県  | 大 分 県   | 県 県 | 98   | 106 | 120 | 114 | 100 | 103 | 107 | 112 | 119 | 127 | 130 | 126 | 135 |
| 宮崎県  | 宮 崎 県   | 県 県 | 109  | 106 | 128 | 128 | 100 | 106 | 114 | 108 | 120 | 129 | 131 | 129 | 131 |
| 鹿児島県 | 鹿 児 島 県 | 県 県 | 107  | 105 | 118 | 116 | 100 | 100 | 106 | 99  | 110 | 122 | 116 | 109 | 114 |
| 沖縄県  | 沖 縄 県   | 県 県 | 79   | 82  | 91  | 95  | 100 | 106 | 98  | 89  | 92  | 93  | 88  | 81  | 85  |

第5-1表 事業目的別にみた都道府県別投資額の推移

| 都道府県 | 年度区分   | 平成19      | 20   | 21   | 22   | 23   | 24   | 25   | 26   |
|------|--------|-----------|--|--|--|--|--|--|--|
|      |        | 合計        | 23,064,485<br>11,200,033<br>4,891,337<br>1,759,807<br>2,299,032<br>2,914,276 | 22,394,503<br>11,017,040<br>4,733,930<br>1,646,597<br>2,172,275<br>2,824,661 | 23,857,659<br>11,755,300<br>5,027,685<br>1,795,258<br>2,371,304<br>2,908,112 | 21,990,079<br>11,146,055<br>4,292,407<br>1,522,881<br>2,041,292<br>2,987,443 | 21,465,687<br>10,782,852<br>3,932,072<br>1,422,412<br>1,905,041<br>3,423,310 | 21,869,825<br>10,677,259<br>3,985,334<br>1,449,929<br>1,925,330<br>3,831,972 | 24,749,805<br>11,765,245<br>4,706,854<br>1,783,086<br>2,472,720<br>4,021,901 |
| 北海道  | 合計     | 1,557,036 | 1,468,626  | 1,697,156  | 1,547,363  | 1,402,458  | 1,458,945  | 1,691,588  | 1,687,477  |
|      | 生産     | 458,802   | 452,118  | 519,372  | 600,636  | 507,014  | 516,366  | 568,490  | 626,320  |
|      | 業林     | 459,139   | 425,690  | 458,843  | 353,642  | 344,307  | 353,671  | 404,510  | 397,240  |
|      | 農国     | 262,362   | 249,513  | 315,034  | 220,684  | 213,686  | 244,481  | 295,554  | 283,671  |
|      | その他    | 224,695   | 216,225  | 255,684  | 201,312  | 186,200  | 172,343  | 246,898  | 188,300  |
| 青森県  | 合計     | 367,292   | 364,176  | 375,847  | 343,192  | 364,611  | 387,762  | 415,600  | 364,312  |
|      | 生産     | 124,097   | 124,916  | 145,179  | 134,863  | 128,605  | 125,142  | 167,115  | 132,268  |
|      | 業林     | 71,299    | 66,079   | 71,268   | 59,433   | 63,344   | 66,296   | 68,936   | 59,416   |
|      | 農国     | 42,885    | 45,505   | 45,666   | 37,137   | 43,950   | 48,532   | 49,877   | 44,046   |
|      | その他    | 33,750    | 29,304   | 33,951   | 29,703   | 36,068   | 46,631   | 43,629   | 39,884   |
| 岩手県  | 合計     | 363,481   | 343,607  | 365,508  | 299,674  | 502,414  | 593,051  | 813,482  | 751,061  |
|      | 生産     | 141,343   | 138,874  | 147,011  | 131,033  | 186,761  | 158,004  | 253,282  | 276,753  |
|      | 業林     | 80,889    | 71,258   | 79,753   | 62,528   | 78,461   | 108,553  | 148,090  | 166,249  |
|      | 農国     | 46,656    | 44,570   | 48,532   | 38,619   | 47,163   | 42,308   | 60,190   | 65,785   |
|      | その他    | 43,309    | 43,859   | 53,581   | 37,863   | 41,618   | 42,027   | 41,237   | 36,784   |
| 宮城県  | 合計     | 391,832   | 387,957  | 441,106  | 322,168  | 823,555  | 868,848  | 1,162,366  | 1,210,562  |
|      | 生産     | 195,998   | 188,717  | 201,173  | 156,251  | 334,924  | 281,316  | 452,529  | 589,945  |
|      | 業林     | 69,170    | 66,900   | 68,303   | 49,185   | 76,194   | 79,739   | 101,964  | 128,124  |
|      | 農国     | 38,266    | 37,006   | 34,439   | 23,301   | 26,437   | 41,037   | 81,862   | 121,943  |
|      | その他    | 33,748    | 34,655   | 40,547   | 30,398   | 48,746   | 44,756   | 48,626   | 38,127   |
| 秋田県  | 合計     | 324,098   | 292,516  | 306,678  | 277,244  | 274,228  | 281,166  | 317,285  | 322,868  |
|      | 生産     | 130,412   | 110,825  | 123,882  | 116,013  | 109,088  | 108,420  | 108,930  | 118,741  |
|      | 業林     | 80,554    | 64,897   | 72,948   | 62,085   | 63,918   | 69,414   | 74,431   | 65,643   |
|      | 農国     | 39,411    | 37,332   | 35,875   | 32,250   | 36,449   | 33,492   | 47,253   | 44,632   |
|      | その他    | 42,166    | 45,449   | 43,659   | 34,373   | 34,531   | 30,551   | 45,845   | 39,028   |
| 山形県  | 合計     | 287,325   | 262,148  | 320,411  | 286,053  | 285,957  | 282,903  | 350,423  | 335,299  |
|      | 生産     | 108,292   | 98,208   | 116,768  | 121,645  | 117,624  | 111,913  | 128,091  | 135,531  |
|      | 業林     | 94,198    | 88,449   | 103,442  | 90,820   | 92,324   | 83,345   | 101,139  | 84,048   |
|      | 農国     | 18,746    | 19,074   | 23,253   | 19,735   | 24,520   | 27,074   | 34,624   | 33,265   |
|      | その他    | 40,000    | 30,505   | 50,397   | 30,699   | 30,711   | 28,110   | 43,709   | 38,728   |
| 福島県  | 合計     | 373,865   | 341,018  | 376,884  | 327,455  | 517,547  | 533,638  | 656,286  | 765,882  |
|      | 生産     | 175,851   | 150,129  | 167,441  | 154,994  | 231,628  | 199,746  | 253,003  | 313,961  |
|      | 業林     | 87,952    | 96,383   | 105,782  | 81,934   | 92,544   | 100,521  | 106,749  | 115,245  |
|      | 農国     | 41,057    | 37,586   | 41,120   | 25,883   | 26,585   | 30,875   | 33,866   | 45,812   |
|      | その他    | 29,455    | 25,911   | 29,469   | 20,575   | 28,467   | 28,203   | 36,189   | 36,854   |
| 茨城県  | 合計     | 466,974   | 473,216  | 524,184  | 436,491  | 534,826  | 557,785  | 573,266  | 568,186  |
|      | 生産     | 257,890   | 261,870  | 298,783  | 268,060  | 264,690  | 273,061  | 295,020  | 308,687  |
|      | 業林     | 93,469    | 96,028   | 101,765  | 75,156   | 81,179   | 90,184   | 117,786  | 116,298  |
|      | 農国     | 31,049    | 27,768   | 26,221   | 20,451   | 22,886   | 20,422   | 24,705   | 24,048   |
|      | その他    | 44,516    | 40,951   | 50,588   | 37,923   | 46,129   | 43,411   | 50,246   | 42,029   |
| 栃木県  | 合計     | 336,666   | 304,721  | 330,766  | 310,659  | 350,602  | 271,346  | 291,228  | 281,973  |
|      | 生産     | 167,284   | 159,961  | 178,509  | 168,316  | 143,215  | 142,387  | 148,480  | 155,517  |
|      | 業林     | 62,949    | 61,179   | 65,946   | 55,989   | 49,864   | 45,937   | 52,468   | 47,324   |
|      | 農国     | 20,506    | 19,506   | 20,119   | 19,482   | 17,299   | 15,795   | 18,354   | 19,467   |
|      | その他    | 37,954    | 35,065   | 38,495   | 38,429   | 41,012   | 30,875   | 32,464   | 27,297   |
| 群馬県  | 合計     | 310,750   | 303,168  | 347,380  | 323,515  | 289,833  | 279,031  | 327,900  | 345,215  |
|      | 生産     | 167,566   | 166,398  | 170,983  | 161,580  | 151,674  | 143,446  | 170,243  | 177,278  |
|      | 業林     | 50,463    | 49,292   | 64,841   | 62,131   | 56,083   | 55,923   | 69,409   | 71,089   |
|      | 農国     | 23,370    | 23,489   | 24,206   | 23,540   | 20,079   | 21,001   | 21,198   | 19,605   |
|      | その他    | 35,145    | 32,889   | 49,332   | 39,463   | 31,705   | 31,031   | 40,703   | 37,244   |
| 埼玉県  | 合計     | 766,210   | 771,088  | 793,266  | 735,824  | 687,812  | 737,670  | 754,988  | 784,866  |
|      | 生産     | 498,534   | 511,786  | 525,605  | 507,154  | 470,431  | 519,510  | 500,730  | 508,454  |
|      | 業林     | 113,510   | 105,301  | 100,919  | 83,212   | 76,337   | 80,940   | 89,299   | 92,242   |
|      | 農国     | 14,660    | 14,185   | 16,183   | 14,605   | 12,872   | 10,857   | 13,317   | 14,003   |
|      | その他    | 75,540    | 65,839   | 82,064   | 63,403   | 61,643   | 62,159   | 69,295   | 70,462   |
|      | 63,966 | 73,977    | 68,494   | 67,449   | 66,530   | 64,204   | 82,347   | 99,706   |  |

(単位：百万円)

| 27         | 28         | 29         | 30         | 令和元        | 2          | 3          | 4          | 5          |
|------------|------------|------------|------------|------------|------------|------------|------------|------------|
| 23,654,237 | 24,137,629 | 24,326,981 | 25,090,815 | 25,929,619 | 27,551,000 | 26,108,016 | 24,995,317 | 25,565,807 |
| 11,973,073 | 11,748,011 | 11,717,270 | 11,570,366 | 11,940,960 | 12,247,205 | 11,724,450 | 11,579,158 | 12,133,323 |
| 4,218,163  | 4,463,095  | 4,647,262  | 4,584,070  | 4,721,637  | 5,250,616  | 5,178,267  | 4,908,593  | 4,847,538  |
| 1,600,988  | 1,645,697  | 1,778,719  | 1,722,701  | 1,815,383  | 1,851,685  | 1,801,955  | 1,760,975  | 1,794,052  |
| 2,037,698  | 2,187,861  | 2,139,960  | 2,248,431  | 2,631,842  | 2,993,894  | 3,103,178  | 2,835,435  | 2,850,928  |
| 3,824,316  | 4,092,966  | 4,043,770  | 4,965,247  | 4,819,797  | 5,207,601  | 4,300,166  | 3,911,156  | 3,939,967  |
| 1,516,947  | 1,660,015  | 1,736,169  | 1,653,391  | 1,804,777  | 1,890,230  | 1,871,784  | 1,818,913  | 1,920,869  |
| 557,464    | 573,468    | 614,461    | 560,569    | 546,218    | 609,852    | 616,469    | 613,459    | 672,803    |
| 353,368    | 365,521    | 375,610    | 386,461    | 408,652    | 408,831    | 422,523    | 407,692    | 395,578    |
| 250,490    | 291,183    | 302,971    | 289,190    | 332,363    | 335,950    | 326,875    | 316,925    | 318,445    |
| 170,312    | 207,083    | 195,519    | 190,813    | 252,351    | 252,340    | 244,696    | 217,148    | 228,820    |
| 185,314    | 222,759    | 247,609    | 226,358    | 265,194    | 283,258    | 261,219    | 263,688    | 305,223    |
| 332,256    | 327,194    | 319,941    | 319,350    | 329,103    | 351,039    | 353,543    | 354,450    | 355,250    |
| 129,140    | 143,001    | 133,057    | 140,408    | 143,877    | 152,720    | 156,512    | 148,157    | 141,461    |
| 58,516     | 58,877     | 61,135     | 60,499     | 65,620     | 74,859     | 80,550     | 80,353     | 73,289     |
| 40,927     | 41,340     | 43,404     | 45,312     | 47,687     | 51,489     | 49,940     | 50,495     | 56,142     |
| 43,265     | 30,909     | 23,241     | 24,780     | 30,341     | 29,983     | 31,860     | 30,990     | 29,473     |
| 60,408     | 53,068     | 59,105     | 48,352     | 41,578     | 41,988     | 34,681     | 44,456     | 54,885     |
| 801,623    | 823,771    | 841,900    | 736,733    | 676,232    | 695,292    | 475,863    | 359,011    | 323,006    |
| 274,185    | 261,763    | 253,429    | 227,913    | 221,082    | 210,464    | 144,692    | 129,873    | 119,185    |
| 212,679    | 255,432    | 302,150    | 239,063    | 185,976    | 232,525    | 132,907    | 71,036     | 63,890     |
| 60,044     | 54,919     | 60,111     | 57,773     | 69,608     | 61,507     | 61,375     | 49,779     | 47,291     |
| 39,774     | 44,940     | 49,185     | 57,232     | 60,300     | 67,308     | 61,165     | 54,557     | 47,322     |
| 214,940    | 206,717    | 177,024    | 154,752    | 139,265    | 123,488    | 75,724     | 53,765     | 45,318     |
| 1,337,614  | 1,258,024  | 1,046,718  | 897,610    | 819,484    | 830,533    | 634,310    | 559,223    | 510,684    |
| 658,840    | 593,878    | 436,481    | 375,489    | 341,727    | 336,485    | 276,713    | 258,701    | 246,389    |
| 133,389    | 142,653    | 151,263    | 137,824    | 120,149    | 141,294    | 89,428     | 75,505     | 68,108     |
| 143,671    | 111,621    | 98,303     | 82,978     | 65,255     | 67,032     | 45,089     | 38,588     | 37,962     |
| 43,159     | 56,460     | 54,865     | 55,272     | 64,060     | 79,267     | 73,725     | 62,804     | 50,738     |
| 358,555    | 353,411    | 305,806    | 246,047    | 228,293    | 206,456    | 149,354    | 123,626    | 107,487    |
| 289,414    | 284,351    | 298,087    | 311,834    | 335,652    | 378,817    | 374,968    | 352,256    | 390,509    |
| 114,844    | 104,283    | 98,952     | 94,612     | 101,927    | 114,208    | 108,560    | 105,871    | 107,021    |
| 57,855     | 60,826     | 60,396     | 58,922     | 65,542     | 81,413     | 79,228     | 82,519     | 86,518     |
| 38,780     | 45,222     | 55,157     | 56,423     | 57,415     | 54,714     | 61,854     | 56,021     | 54,235     |
| 35,379     | 38,818     | 36,958     | 46,615     | 57,430     | 69,695     | 79,844     | 74,311     | 97,856     |
| 42,555     | 35,202     | 46,623     | 55,262     | 53,338     | 58,788     | 45,481     | 33,534     | 44,879     |
| 283,005    | 304,609    | 311,964    | 306,987    | 335,057    | 362,468    | 360,732    | 347,349    | 348,822    |
| 114,730    | 117,209    | 116,081    | 119,901    | 117,250    | 125,561    | 122,312    | 123,023    | 115,361    |
| 71,173     | 76,520     | 89,688     | 83,573     | 89,076     | 96,223     | 97,728     | 96,745     | 98,965     |
| 26,842     | 30,403     | 35,726     | 33,352     | 35,253     | 36,888     | 37,990     | 37,200     | 37,679     |
| 29,837     | 33,449     | 32,995     | 34,057     | 40,765     | 44,912     | 46,165     | 50,910     | 48,925     |
| 40,423     | 47,029     | 37,474     | 36,104     | 52,714     | 58,883     | 56,538     | 39,471     | 47,892     |
| 808,476    | 901,832    | 888,586    | 833,641    | 800,738    | 1,300,592  | 858,627    | 833,242    | 749,582    |
| 322,072    | 340,368    | 307,780    | 227,184    | 193,807    | 231,195    | 213,456    | 211,096    | 222,256    |
| 123,871    | 140,984    | 168,088    | 160,976    | 173,766    | 213,087    | 191,780    | 160,788    | 117,007    |
| 51,586     | 60,823     | 65,185     | 73,608     | 66,299     | 73,535     | 72,504     | 65,831     | 63,500     |
| 35,576     | 48,247     | 49,307     | 48,744     | 56,657     | 81,616     | 94,171     | 95,668     | 84,885     |
| 275,369    | 311,411    | 298,226    | 323,129    | 310,210    | 701,160    | 286,716    | 299,858    | 241,934    |
| 545,970    | 546,764    | 517,217    | 522,599    | 543,721    | 635,199    | 578,314    | 558,510    | 561,155    |
| 285,294    | 276,397    | 285,378    | 277,029    | 275,204    | 320,766    | 271,353    | 260,018    | 253,842    |
| 112,990    | 101,313    | 86,439     | 98,890     | 110,469    | 126,280    | 132,169    | 125,602    | 131,911    |
| 21,486     | 20,646     | 23,320     | 26,322     | 27,089     | 32,013     | 33,407     | 33,972     | 29,720     |
| 42,348     | 52,972     | 56,862     | 57,619     | 67,286     | 72,907     | 67,986     | 54,359     | 56,382     |
| 83,852     | 95,436     | 65,219     | 62,739     | 63,673     | 83,234     | 73,398     | 84,559     | 89,299     |
| 302,565    | 281,559    | 280,674    | 309,972    | 345,721    | 450,077    | 356,617    | 348,922    | 340,959    |
| 154,385    | 133,897    | 141,194    | 168,097    | 179,094    | 173,348    | 165,277    | 164,419    | 149,585    |
| 41,106     | 43,690     | 46,960     | 48,997     | 53,141     | 59,445     | 59,856     | 61,671     | 65,111     |
| 18,893     | 18,047     | 19,274     | 20,947     | 23,693     | 21,047     | 21,472     | 20,876     | 27,203     |
| 24,917     | 30,885     | 27,990     | 34,337     | 35,482     | 44,096     | 51,336     | 54,937     | 52,605     |
| 63,263     | 55,040     | 45,256     | 37,594     | 54,311     | 152,141    | 58,675     | 47,019     | 46,456     |
| 329,539    | 326,385    | 334,035    | 338,583    | 371,433    | 373,573    | 304,777    | 299,981    | 318,035    |
| 159,785    | 170,106    | 169,716    | 151,558    | 157,849    | 180,071    | 142,509    | 134,271    | 159,888    |
| 63,965     | 67,361     | 64,499     | 61,018     | 68,740     | 74,856     | 56,750     | 60,388     | 67,242     |
| 36,425     | 18,650     | 19,710     | 19,916     | 18,892     | 16,881     | 16,282     | 17,829     | 16,953     |
| 32,242     | 35,853     | 42,157     | 49,091     | 59,550     | 48,686     | 41,067     | 37,975     | 36,200     |
| 37,122     | 34,415     | 37,952     | 57,001     | 66,401     | 53,079     | 48,168     | 49,519     | 37,752     |
| 690,847    | 712,927    | 751,211    | 700,285    | 725,312    | 774,351    | 741,045    | 775,557    | 812,698    |
| 468,949    | 502,464    | 527,502    | 465,220    | 459,567    | 472,047    | 455,187    | 475,143    | 491,277    |
| 71,855     | 61,489     | 65,638     | 68,372     | 79,322     | 85,861     | 95,466     | 93,829     | 93,062     |
| 11,975     | 11,342     | 13,590     | 14,584     | 15,229     | 14,947     | 14,687     | 15,605     | 16,099     |
| 58,970     | 56,343     | 59,049     | 58,208     | 65,047     | 79,547     | 77,127     | 79,966     | 85,521     |
| 79,097     | 81,289     | 85,433     | 93,900     | 106,146    | 121,949    | 98,578     | 111,015    | 126,739    |

第5-1表 事業目的別にみた都道府県別投資額の推移（つづき）

| 都道府県 | 年度<br>区分                   | 平成19   | 20   | 21   | 22   | 23   | 24   | 25   | 26   |
|------|----------------------------|--|--|--|--|--|--|--|--|
|      |                            | 千葉県  | 合計<br>生産<br>農業<br>国<br>その他                                       | 667,601<br>400,852<br>104,760<br>34,731<br>46,684<br>80,574      | 669,262<br>395,745<br>110,221<br>29,137<br>43,323<br>90,837      | 668,566<br>412,159<br>108,843<br>33,661<br>45,647<br>68,255      | 611,460<br>396,107<br>89,643<br>23,100<br>41,107<br>61,503       | 621,365<br>367,950<br>94,845<br>23,480<br>38,767<br>96,321       | 644,817<br>367,073<br>90,367<br>28,087<br>33,729<br>125,561      |
| 東京都  | 合計<br>生産<br>農業<br>国<br>その他 | 2,333,507<br>1,521,981<br>391,718<br>14,957<br>59,044<br>345,807 | 2,520,454<br>1,645,701<br>397,397<br>13,812<br>71,079<br>392,464 | 2,661,604<br>1,746,475<br>444,737<br>13,205<br>76,140<br>381,046 | 2,494,808<br>1,541,118<br>351,118<br>14,095<br>59,149<br>529,327 | 2,181,017<br>1,465,588<br>214,900<br>17,904<br>59,715<br>422,909 | 2,182,756<br>1,482,430<br>213,972<br>12,078<br>65,543<br>408,733 | 2,256,081<br>1,482,484<br>241,116<br>17,067<br>78,516<br>436,898 | 2,318,755<br>1,527,386<br>262,519<br>18,982<br>88,105<br>421,763 |
| 神奈川県 | 合計<br>生産<br>農業<br>国<br>その他 | 956,601<br>631,648<br>119,092<br>16,826<br>49,081<br>139,954     | 974,386<br>628,717<br>148,789<br>17,660<br>55,945<br>123,275     | 947,627<br>644,754<br>131,199<br>16,192<br>52,838<br>102,644     | 891,549<br>600,525<br>124,564<br>14,639<br>43,607<br>108,215     | 861,196<br>572,943<br>119,064<br>13,706<br>42,239<br>113,244     | 872,589<br>562,454<br>142,601<br>12,753<br>38,857<br>115,924     | 910,192<br>562,722<br>168,477<br>12,822<br>39,882<br>126,289     | 891,821<br>580,447<br>132,323<br>13,171<br>42,574<br>123,306     |
| 新潟県  | 合計<br>生産<br>農業<br>国<br>その他 | 695,696<br>282,775<br>142,835<br>62,083<br>108,656<br>99,346     | 672,156<br>295,080<br>124,683<br>62,521<br>92,534<br>97,338      | 704,920<br>321,920<br>138,969<br>61,222<br>94,624<br>88,185      | 656,407<br>311,438<br>116,783<br>56,462<br>79,887<br>91,837      | 687,735<br>308,021<br>115,272<br>53,524<br>67,283<br>143,635     | 679,813<br>294,633<br>107,391<br>63,222<br>75,432<br>139,136     | 761,429<br>328,505<br>130,369<br>66,399<br>119,357<br>116,799    | 717,138<br>319,680<br>128,185<br>59,906<br>108,065<br>101,302    |
| 富山県  | 合計<br>生産<br>農業<br>国<br>その他 | 297,196<br>120,043<br>58,033<br>25,390<br>33,403<br>60,327       | 314,404<br>122,303<br>60,532<br>22,814<br>35,777<br>72,978       | 345,120<br>126,972<br>59,629<br>22,154<br>40,748<br>95,618       | 344,046<br>120,876<br>56,088<br>23,581<br>38,737<br>104,763      | 319,863<br>108,759<br>51,023<br>22,155<br>32,445<br>105,481      | 310,733<br>115,805<br>48,587<br>26,236<br>31,983<br>88,123       | 358,662<br>141,377<br>59,494<br>32,284<br>45,449<br>80,058       | 343,419<br>147,238<br>55,500<br>26,625<br>39,951<br>74,105       |
| 石川県  | 合計<br>生産<br>農業<br>国<br>その他 | 296,975<br>126,162<br>57,519<br>23,069<br>25,196<br>65,029       | 270,965<br>114,559<br>57,922<br>19,147<br>27,086<br>52,251       | 266,985<br>121,129<br>57,458<br>20,559<br>27,613<br>40,227       | 270,727<br>131,477<br>50,606<br>19,974<br>23,819<br>44,851       | 268,733<br>126,285<br>51,471<br>17,787<br>22,750<br>50,439       | 270,706<br>127,358<br>57,477<br>16,478<br>21,808<br>47,585       | 317,845<br>130,288<br>68,951<br>24,227<br>30,161<br>64,218       | 302,630<br>130,065<br>64,091<br>21,241<br>26,236<br>60,998       |
| 福井県  | 合計<br>生産<br>農業<br>国<br>その他 | 260,841<br>93,514<br>55,449<br>34,907<br>38,392<br>38,579        | 224,564<br>79,643<br>48,873<br>35,581<br>33,522<br>26,944        | 229,190<br>87,048<br>54,812<br>34,955<br>29,362<br>23,012        | 221,200<br>86,612<br>49,706<br>34,286<br>24,903<br>25,695        | 214,205<br>84,938<br>53,390<br>29,216<br>21,583<br>25,078        | 201,905<br>81,017<br>48,370<br>29,510<br>18,837<br>24,170        | 242,048<br>91,841<br>56,190<br>29,551<br>28,520<br>35,946        | 247,042<br>90,619<br>53,399<br>33,663<br>29,194<br>40,167        |
| 山梨県  | 合計<br>生産<br>農業<br>国<br>その他 | 211,627<br>86,611<br>54,534<br>23,403<br>32,974<br>14,104        | 213,430<br>85,249<br>55,251<br>23,825<br>30,249<br>18,855        | 220,691<br>90,971<br>53,642<br>23,580<br>34,064<br>18,435        | 217,624<br>93,635<br>52,651<br>22,648<br>27,920<br>20,770        | 202,393<br>78,491<br>56,239<br>21,012<br>27,285<br>19,366        | 211,004<br>83,898<br>52,811<br>19,364<br>25,003<br>29,929        | 234,563<br>85,764<br>66,165<br>21,815<br>31,923<br>28,895        | 245,595<br>92,962<br>75,383<br>23,509<br>27,545<br>26,197        |
| 長野県  | 合計<br>生産<br>農業<br>国<br>その他 | 471,584<br>204,215<br>91,135<br>29,874<br>68,514<br>77,848       | 416,975<br>193,823<br>77,719<br>32,181<br>57,486<br>55,766       | 468,771<br>216,398<br>87,045<br>38,671<br>67,887<br>58,771       | 450,760<br>193,393<br>87,607<br>35,380<br>61,636<br>72,744       | 423,244<br>195,333<br>73,017<br>31,048<br>58,173<br>65,673       | 430,642<br>198,235<br>75,414<br>31,351<br>54,387<br>71,255       | 476,295<br>207,727<br>86,408<br>38,926<br>70,782<br>72,452       | 507,262<br>231,641<br>87,109<br>39,957<br>62,377<br>86,179       |
| 岐阜県  | 合計<br>生産<br>農業<br>国<br>その他 | 410,201<br>173,114<br>84,633<br>31,454<br>79,240<br>41,760       | 368,612<br>172,685<br>83,944<br>31,640<br>50,491<br>29,851       | 411,063<br>205,868<br>83,051<br>31,807<br>56,888<br>33,449       | 360,310<br>173,775<br>74,853<br>31,052<br>47,716<br>32,914       | 346,440<br>166,415<br>79,639<br>26,550<br>43,297<br>30,540       | 347,314<br>158,451<br>87,619<br>23,054<br>43,121<br>35,069       | 399,649<br>161,835<br>104,491<br>31,957<br>63,818<br>37,548      | 404,539<br>168,430<br>108,672<br>30,727<br>55,770<br>40,940      |
| 静岡県  | 合計<br>生産<br>農業<br>国<br>その他 | 659,788<br>358,389<br>132,110<br>42,865<br>64,123<br>62,302      | 675,111<br>368,249<br>131,129<br>42,415<br>65,787<br>67,531      | 649,651<br>344,296<br>115,767<br>45,179<br>74,495<br>69,914      | 565,315<br>295,849<br>102,477<br>32,299<br>74,235<br>60,456      | 528,508<br>283,019<br>93,197<br>31,277<br>59,991<br>61,024       | 562,055<br>294,427<br>93,697<br>33,213<br>62,557<br>78,161       | 593,922<br>296,086<br>100,742<br>42,829<br>82,487<br>71,778      | 531,712<br>266,324<br>92,102<br>34,402<br>69,978<br>68,907       |
| 愛知県  | 合計<br>生産<br>農業<br>国<br>その他 | 1,160,608<br>661,192<br>221,139<br>54,620<br>95,236<br>128,420   | 1,131,250<br>664,178<br>206,212<br>47,352<br>100,409<br>113,098  | 1,086,492<br>627,815<br>213,210<br>43,042<br>80,407<br>122,017   | 937,060<br>559,857<br>168,357<br>37,877<br>65,685<br>105,285     | 839,326<br>503,407<br>138,114<br>32,895<br>67,885<br>97,025      | 874,036<br>518,095<br>143,525<br>36,062<br>83,150<br>93,205      | 993,275<br>574,779<br>177,386<br>47,043<br>90,982<br>103,085     | 987,828<br>577,997<br>170,729<br>38,484<br>84,386<br>116,233     |

(単位：百万円)

| 27        | 28        | 29        | 30        | 令和元       | 2         | 3         | 4         | 5         |
|-----------|-----------|-----------|-----------|-----------|-----------|-----------|-----------|-----------|
| 624,029   | 644,834   | 642,778   | 598,864   | 630,800   | 672,661   | 646,033   | 641,419   | 647,945   |
| 413,459   | 395,807   | 397,421   | 373,242   | 385,918   | 394,730   | 390,225   | 379,525   | 393,179   |
| 72,489    | 89,745    | 87,749    | 75,598    | 78,621    | 88,109    | 86,863    | 89,793    | 99,046    |
| 25,968    | 26,865    | 30,026    | 30,462    | 33,854    | 37,881    | 34,121    | 32,866    | 27,930    |
| 35,558    | 39,975    | 40,607    | 37,462    | 42,914    | 51,874    | 53,506    | 55,521    | 55,792    |
| 76,554    | 92,442    | 86,976    | 82,099    | 89,492    | 100,068   | 81,317    | 83,714    | 71,997    |
| 2,464,863 | 2,655,750 | 2,464,990 | 3,302,773 | 3,012,976 | 2,684,114 | 2,549,168 | 2,589,062 | 2,720,843 |
| 1,596,309 | 1,681,086 | 1,616,328 | 1,809,592 | 1,934,029 | 1,762,607 | 1,700,166 | 1,727,081 | 1,770,700 |
| 287,651   | 308,479   | 370,209   | 386,310   | 384,483   | 348,056   | 279,086   | 312,108   | 330,955   |
| 14,239    | 15,502    | 13,186    | 18,530    | 21,892    | 22,295    | 14,460    | 18,792    | 16,750    |
| 89,832    | 90,564    | 99,402    | 95,425    | 105,219   | 110,542   | 109,171   | 95,828    | 95,988    |
| 476,832   | 560,119   | 365,864   | 992,916   | 567,354   | 440,613   | 446,285   | 435,253   | 506,450   |
| 921,829   | 932,564   | 1,007,320 | 1,055,932 | 1,055,376 | 1,126,605 | 1,209,501 | 1,062,156 | 1,129,219 |
| 598,249   | 595,374   | 647,513   | 663,366   | 656,046   | 694,201   | 730,642   | 677,143   | 719,571   |
| 121,536   | 109,681   | 113,280   | 143,828   | 129,278   | 192,939   | 206,759   | 163,596   | 175,219   |
| 13,003    | 12,897    | 13,729    | 13,037    | 15,865    | 14,399    | 14,787    | 13,194    | 14,400    |
| 34,692    | 36,561    | 36,200    | 36,562    | 41,922    | 49,164    | 55,131    | 52,978    | 56,607    |
| 154,349   | 178,050   | 196,598   | 199,140   | 212,266   | 175,903   | 202,183   | 155,246   | 163,423   |
| 604,067   | 580,660   | 623,386   | 600,782   | 633,317   | 671,128   | 647,482   | 603,554   | 655,212   |
| 286,394   | 262,623   | 294,021   | 260,899   | 270,457   | 288,037   | 286,371   | 260,527   | 293,380   |
| 113,583   | 119,349   | 124,141   | 126,493   | 133,757   | 155,119   | 147,707   | 148,272   | 135,465   |
| 50,291    | 61,014    | 66,681    | 73,659    | 75,152    | 67,064    | 66,617    | 62,429    | 67,101    |
| 85,369    | 77,039    | 69,416    | 75,385    | 89,716    | 92,054    | 96,847    | 82,935    | 86,566    |
| 68,429    | 60,635    | 69,127    | 64,347    | 64,235    | 68,853    | 49,939    | 49,392    | 72,699    |
| 251,717   | 241,792   | 241,034   | 235,125   | 253,542   | 271,496   | 281,989   | 257,001   | 249,526   |
| 116,314   | 115,766   | 111,078   | 111,506   | 115,202   | 116,344   | 119,845   | 90,780    | 94,199    |
| 41,053    | 41,939    | 45,958    | 43,238    | 49,520    | 58,135    | 59,412    | 58,876    | 57,787    |
| 21,334    | 22,624    | 23,695    | 25,114    | 24,974    | 27,210    | 27,011    | 29,343    | 26,881    |
| 33,839    | 32,789    | 35,613    | 35,323    | 36,833    | 47,642    | 51,592    | 47,518    | 44,749    |
| 39,177    | 28,674    | 24,691    | 19,944    | 27,014    | 22,166    | 24,129    | 30,484    | 25,909    |
| 248,573   | 273,932   | 304,134   | 333,858   | 356,698   | 372,263   | 366,569   | 323,262   | 324,712   |
| 117,078   | 110,744   | 110,847   | 106,457   | 106,291   | 125,373   | 141,839   | 142,738   | 122,483   |
| 50,413    | 59,169    | 56,411    | 56,787    | 58,855    | 64,327    | 68,772    | 64,040    | 61,801    |
| 18,530    | 21,393    | 25,851    | 24,051    | 25,507    | 26,307    | 23,283    | 23,692    | 24,904    |
| 20,712    | 21,445    | 25,362    | 24,732    | 29,196    | 35,450    | 34,810    | 31,124    | 30,342    |
| 41,840    | 61,180    | 85,661    | 121,831   | 136,849   | 120,807   | 97,865    | 61,667    | 85,182    |
| 241,918   | 252,225   | 280,400   | 310,642   | 372,987   | 478,057   | 439,518   | 390,385   | 345,625   |
| 95,488    | 82,679    | 77,676    | 62,992    | 59,328    | 87,658    | 80,449    | 99,635    | 105,481   |
| 46,701    | 51,980    | 61,316    | 60,285    | 71,376    | 80,797    | 91,784    | 97,684    | 74,866    |
| 31,682    | 21,850    | 23,339    | 23,523    | 22,361    | 22,235    | 22,859    | 21,107    | 23,154    |
| 24,032    | 25,428    | 23,715    | 27,637    | 34,172    | 38,184    | 41,339    | 42,182    | 49,893    |
| 44,014    | 70,287    | 94,354    | 136,205   | 185,750   | 249,184   | 203,087   | 129,777   | 92,231    |
| 217,053   | 222,110   | 221,892   | 246,109   | 229,202   | 243,353   | 219,624   | 214,716   | 219,650   |
| 90,220    | 83,881    | 80,112    | 79,365    | 83,855    | 73,720    | 72,274    | 74,184    | 82,363    |
| 66,950    | 79,510    | 77,986    | 95,128    | 77,132    | 82,195    | 65,845    | 55,598    | 55,513    |
| 19,598    | 18,615    | 20,708    | 22,900    | 18,957    | 22,345    | 19,590    | 20,922    | 21,537    |
| 19,300    | 21,219    | 19,690    | 24,696    | 27,407    | 34,843    | 37,980    | 34,399    | 36,449    |
| 20,985    | 18,885    | 23,395    | 24,019    | 21,850    | 30,250    | 23,934    | 29,614    | 23,989    |
| 446,703   | 418,784   | 440,441   | 406,168   | 487,097   | 604,477   | 576,879   | 503,664   | 539,843   |
| 218,089   | 200,254   | 194,851   | 173,988   | 205,968   | 221,203   | 203,815   | 182,187   | 205,185   |
| 79,298    | 81,056    | 95,656    | 85,668    | 96,148    | 114,118   | 122,336   | 102,413   | 112,013   |
| 31,827    | 26,598    | 31,747    | 28,338    | 28,877    | 31,983    | 30,511    | 31,287    | 29,836    |
| 55,312    | 55,491    | 51,225    | 54,375    | 67,539    | 92,641    | 109,382   | 89,228    | 93,285    |
| 62,177    | 55,385    | 66,962    | 63,800    | 88,564    | 144,533   | 110,835   | 98,548    | 99,523    |
| 376,296   | 392,067   | 394,804   | 398,885   | 438,389   | 490,379   | 506,040   | 454,236   | 443,001   |
| 156,924   | 169,709   | 164,092   | 156,753   | 161,687   | 170,468   | 169,532   | 168,896   | 180,982   |
| 96,770    | 97,947    | 106,935   | 100,234   | 106,031   | 119,771   | 132,226   | 109,651   | 112,589   |
| 26,012    | 28,184    | 30,659    | 28,230    | 28,677    | 32,564    | 31,292    | 29,714    | 28,191    |
| 48,909    | 47,660    | 50,054    | 52,610    | 65,162    | 70,740    | 76,117    | 66,197    | 67,060    |
| 47,680    | 48,567    | 43,065    | 61,058    | 76,831    | 96,837    | 96,873    | 79,778    | 54,178    |
| 516,259   | 507,012   | 527,584   | 542,559   | 609,763   | 659,892   | 619,437   | 610,918   | 663,620   |
| 254,011   | 261,499   | 269,766   | 265,293   | 312,822   | 316,182   | 268,085   | 290,021   | 334,707   |
| 83,931    | 85,566    | 100,707   | 101,869   | 102,687   | 118,149   | 125,747   | 116,289   | 105,704   |
| 31,604    | 33,736    | 37,423    | 32,508    | 39,702    | 43,833    | 41,212    | 36,239    | 36,912    |
| 66,121    | 69,310    | 66,405    | 71,162    | 78,231    | 93,928    | 103,603   | 84,970    | 87,938    |
| 80,591    | 56,901    | 53,283    | 71,726    | 76,321    | 87,799    | 80,790    | 83,399    | 98,358    |
| 970,709   | 954,513   | 1,001,193 | 1,110,611 | 1,163,028 | 1,199,785 | 1,153,542 | 1,161,671 | 1,220,800 |
| 592,364   | 560,663   | 577,942   | 662,910   | 663,389   | 680,861   | 625,437   | 633,176   | 673,867   |
| 155,612   | 170,879   | 171,518   | 162,512   | 173,173   | 209,540   | 189,564   | 190,908   | 198,042   |
| 38,718    | 42,092    | 47,953    | 49,892    | 53,453    | 54,919    | 57,568    | 68,836    | 64,488    |
| 71,822    | 79,081    | 73,005    | 82,019    | 98,846    | 118,188   | 137,395   | 123,164   | 132,090   |
| 112,193   | 101,798   | 130,774   | 153,278   | 174,167   | 136,278   | 143,579   | 145,587   | 152,313   |

第5-1表 事業目的別にみた都道府県別投資額の推移（つづき）

| 都道府県 | 区分      | 年度        |           |           |         |         |         |         |         |  |
|------|---------|-----------|-----------|-----------|---------|---------|---------|---------|---------|--|
|      |         | 平成19      | 20        | 21        | 22      | 23      | 24      | 25      | 26      |  |
| 三重県  | 合       | 357,839   | 352,923   | 361,165   | 355,702 | 348,607 | 357,387 | 392,522 | 373,949 |  |
|      | 生       | 162,693   | 155,370   | 146,261   | 150,827 | 151,278 | 134,015 | 158,850 | 163,573 |  |
|      | 産       | 83,580    | 87,396    | 95,247    | 100,358 | 98,399  | 101,880 | 114,096 | 92,754  |  |
|      | 農       | 28,529    | 24,193    | 28,271    | 25,292  | 21,773  | 18,161  | 21,264  | 17,427  |  |
|      | 国       | 46,078    | 50,587    | 49,912    | 42,195  | 36,485  | 43,643  | 52,505  | 57,057  |  |
| その他  | 36,958  | 35,377    | 41,473    | 37,030    | 40,672  | 59,688  | 45,806  | 43,138  |         |  |
| 滋賀県  | 合       | 217,990   | 208,846   | 207,701   | 197,280 | 189,168 | 178,372 | 220,874 | 221,160 |  |
|      | 生       | 113,511   | 101,260   | 111,798   | 109,499 | 109,905 | 106,264 | 115,563 | 120,205 |  |
|      | 産       | 44,160    | 43,250    | 44,537    | 44,496  | 36,732  | 30,318  | 46,070  | 36,823  |  |
|      | 農       | 19,191    | 16,686    | 16,365    | 12,246  | 9,422   | 8,763   | 11,735  | 10,829  |  |
|      | 国       | 20,077    | 17,817    | 18,878    | 16,212  | 14,118  | 13,151  | 18,151  | 18,695  |  |
| その他  | 21,051  | 29,833    | 16,123    | 14,827    | 18,992  | 19,877  | 29,356  | 34,608  |         |  |
| 京都府  | 合       | 425,553   | 440,006   | 418,808   | 395,076 | 355,303 | 381,280 | 430,028 | 422,329 |  |
|      | 生       | 237,549   | 230,118   | 241,187   | 236,779 | 209,051 | 204,369 | 222,590 | 214,735 |  |
|      | 産       | 76,323    | 64,473    | 78,212    | 68,807  | 64,584  | 90,033  | 82,733  | 84,658  |  |
|      | 農       | 11,773    | 9,778     | 11,660    | 11,413  | 10,177  | 10,940  | 11,185  | 11,283  |  |
|      | 国       | 37,028    | 37,557    | 40,343    | 33,611  | 32,672  | 36,618  | 51,597  | 46,992  |  |
| その他  | 62,880  | 98,080    | 47,407    | 44,466    | 38,819  | 39,321  | 61,924  | 64,662  |         |  |
| 大阪府  | 合       | 1,051,166 | 1,013,121 | 1,067,623 | 910,100 | 847,330 | 830,662 | 911,248 | 952,660 |  |
|      | 生       | 640,358   | 620,613   | 639,348   | 596,453 | 566,517 | 554,487 | 610,300 | 647,160 |  |
|      | 産       | 171,669   | 204,185   | 214,869   | 103,414 | 87,404  | 83,224  | 102,040 | 91,238  |  |
|      | 農       | 7,491     | 6,694     | 6,213     | 6,051   | 6,130   | 7,745   | 6,018   | 5,689   |  |
|      | 国       | 80,951    | 69,787    | 67,119    | 60,513  | 49,423  | 46,990  | 60,150  | 66,079  |  |
| その他  | 150,697 | 111,842   | 140,074   | 143,670   | 137,856 | 138,216 | 132,740 | 142,494 |         |  |
| 兵庫県  | 合       | 821,551   | 790,974   | 847,110   | 851,400 | 724,796 | 700,170 | 834,407 | 790,205 |  |
|      | 生       | 458,568   | 438,374   | 466,212   | 453,271 | 390,823 | 388,508 | 463,429 | 447,322 |  |
|      | 産       | 143,345   | 137,715   | 155,834   | 171,871 | 124,679 | 106,352 | 141,926 | 128,034 |  |
|      | 農       | 38,120    | 37,464    | 37,233    | 36,190  | 34,163  | 25,149  | 31,751  | 30,936  |  |
|      | 国       | 78,033    | 72,256    | 77,104    | 80,868  | 77,346  | 82,855  | 93,139  | 81,890  |  |
| その他  | 103,484 | 105,165   | 110,726   | 109,200   | 97,786  | 97,306  | 104,163 | 102,022 |         |  |
| 奈良県  | 合       | 199,689   | 196,685   | 210,747   | 208,978 | 182,700 | 188,699 | 214,863 | 209,819 |  |
|      | 生       | 104,463   | 104,887   | 112,807   | 103,142 | 89,263  | 86,393  | 104,676 | 105,269 |  |
|      | 産       | 50,912    | 49,604    | 50,523    | 58,595  | 47,798  | 44,690  | 46,767  | 45,864  |  |
|      | 農       | 14,532    | 13,546    | 13,732    | 11,844  | 10,553  | 10,466  | 11,826  | 12,674  |  |
|      | 国       | 16,814    | 16,527    | 16,419    | 19,509  | 17,460  | 19,897  | 26,629  | 24,168  |  |
| その他  | 12,968  | 12,120    | 17,268    | 15,887    | 17,625  | 27,254  | 24,965  | 21,845  |         |  |
| 和歌山県 | 合       | 245,005   | 235,501   | 267,124   | 262,554 | 262,840 | 291,516 | 367,472 | 346,116 |  |
|      | 生       | 90,460    | 89,843    | 97,330    | 102,545 | 94,490  | 93,063  | 106,412 | 101,067 |  |
|      | 産       | 85,089    | 80,467    | 87,802    | 91,348  | 90,853  | 94,311  | 152,836 | 149,268 |  |
|      | 農       | 22,073    | 20,852    | 23,994    | 21,240  | 16,875  | 15,800  | 20,402  | 16,879  |  |
|      | 国       | 28,151    | 28,016    | 27,943    | 27,255  | 23,898  | 27,721  | 45,980  | 41,516  |  |
| その他  | 19,232  | 16,322    | 30,054    | 20,166    | 36,723  | 60,622  | 41,842  | 37,386  |         |  |
| 鳥取県  | 合       | 177,380   | 171,092   | 187,608   | 182,799 | 155,588 | 156,835 | 190,143 | 178,558 |  |
|      | 生       | 52,489    | 47,638    | 49,070    | 55,638  | 52,260  | 50,716  | 57,396  | 57,839  |  |
|      | 産       | 63,713    | 63,684    | 67,752    | 50,522  | 45,523  | 47,460  | 66,655  | 57,337  |  |
|      | 農       | 15,573    | 14,606    | 16,146    | 14,585  | 12,424  | 11,064  | 12,552  | 13,202  |  |
|      | 国       | 24,426    | 29,682    | 34,184    | 36,609  | 27,360  | 21,161  | 30,273  | 23,653  |  |
| その他  | 21,178  | 15,482    | 20,455    | 25,445    | 18,021  | 26,433  | 23,266  | 26,528  |         |  |
| 島根県  | 合       | 320,206   | 290,474   | 320,777   | 318,906 | 266,145 | 255,650 | 279,155 | 279,079 |  |
|      | 生       | 99,302    | 82,496    | 105,866   | 110,641 | 89,392  | 80,989  | 86,199  | 82,186  |  |
|      | 産       | 85,599    | 89,454    | 99,744    | 91,348  | 82,137  | 77,138  | 78,467  | 75,527  |  |
|      | 農       | 32,488    | 30,159    | 33,025    | 32,830  | 29,976  | 25,549  | 32,340  | 31,248  |  |
|      | 国       | 55,647    | 51,286    | 51,240    | 45,308  | 39,495  | 37,162  | 42,085  | 36,206  |  |
| その他  | 47,170  | 37,080    | 30,903    | 38,779    | 25,145  | 34,812  | 40,064  | 53,912  |         |  |
| 岡山県  | 合       | 336,221   | 299,222   | 308,589   | 301,649 | 289,052 | 297,980 | 337,267 | 334,300 |  |
|      | 生       | 161,330   | 152,088   | 154,226   | 156,589 | 150,712 | 155,885 | 166,522 | 173,314 |  |
|      | 産       | 77,639    | 66,689    | 64,494    | 56,608  | 53,661  | 55,066  | 62,645  | 60,066  |  |
|      | 農       | 34,279    | 30,130    | 30,184    | 27,846  | 25,414  | 25,640  | 29,450  | 29,543  |  |
|      | 国       | 25,048    | 22,572    | 22,465    | 22,854  | 20,126  | 25,919  | 32,246  | 28,196  |  |
| その他  | 37,925  | 27,743    | 37,219    | 37,753    | 39,139  | 35,471  | 46,403  | 43,181  |         |  |
| 広島県  | 合       | 522,616   | 461,753   | 465,948   | 465,393 | 433,133 | 417,689 | 456,871 | 428,036 |  |
|      | 生       | 242,778   | 218,674   | 214,310   | 228,744 | 217,606 | 216,442 | 241,580 | 226,147 |  |
|      | 産       | 139,503   | 130,643   | 126,710   | 115,857 | 106,845 | 100,514 | 107,117 | 85,813  |  |
|      | 農       | 29,439    | 27,177    | 25,051    | 20,178  | 17,878  | 18,062  | 19,568  | 18,978  |  |
|      | 国       | 47,854    | 41,203    | 43,063    | 41,214  | 39,316  | 34,180  | 39,248  | 36,830  |  |
| その他  | 63,041  | 44,057    | 56,814    | 59,400    | 51,488  | 48,492  | 49,358  | 60,267  |         |  |
| 山口県  | 合       | 313,469   | 268,277   | 314,964   | 306,908 | 291,137 | 269,173 | 298,441 | 306,300 |  |
|      | 生       | 124,571   | 110,920   | 134,789   | 136,276 | 134,654 | 124,016 | 121,790 | 133,708 |  |
|      | 産       | 94,337    | 81,018    | 81,488    | 73,144  | 70,019  | 53,934  | 63,656  | 68,616  |  |
|      | 農       | 30,436    | 27,502    | 28,293    | 23,144  | 20,212  | 19,384  | 24,026  | 16,734  |  |
|      | 国       | 32,927    | 31,892    | 32,006    | 31,854  | 25,814  | 27,631  | 35,724  | 32,806  |  |
| その他  | 31,198  | 16,945    | 38,389    | 42,490    | 40,439  | 44,208  | 53,246  | 54,436  |         |  |

(単位：百万円)

| 27      | 28      | 29      | 30      | 令和元     | 2         | 3         | 4         | 5         |
|---------|---------|---------|---------|---------|-----------|-----------|-----------|-----------|
| 340,961 | 347,265 | 341,460 | 360,876 | 350,070 | 366,783   | 356,780   | 377,500   | 382,677   |
| 154,304 | 155,430 | 155,948 | 160,359 | 170,810 | 151,719   | 142,465   | 155,765   | 153,238   |
| 82,850  | 95,175  | 90,085  | 93,894  | 82,234  | 98,232    | 100,731   | 114,212   | 111,513   |
| 15,575  | 17,457  | 20,686  | 17,422  | 21,730  | 20,405    | 19,352    | 20,523    | 22,783    |
| 42,303  | 42,273  | 35,444  | 35,833  | 41,396  | 55,813    | 61,006    | 52,560    | 52,395    |
| 45,929  | 36,930  | 39,297  | 53,367  | 33,900  | 40,613    | 33,225    | 34,440    | 42,748    |
| 210,640 | 208,071 | 220,240 | 214,382 | 229,592 | 264,111   | 261,085   | 250,618   | 246,708   |
| 125,112 | 114,378 | 118,807 | 110,482 | 116,537 | 138,017   | 125,703   | 113,118   | 116,864   |
| 33,734  | 36,885  | 41,672  | 44,275  | 52,074  | 55,483    | 70,631    | 70,747    | 63,448    |
| 10,358  | 12,829  | 14,251  | 14,697  | 14,328  | 16,793    | 17,349    | 18,702    | 15,547    |
| 17,240  | 18,195  | 17,495  | 18,798  | 24,250  | 25,584    | 28,704    | 26,797    | 25,859    |
| 24,196  | 25,783  | 28,014  | 26,130  | 22,404  | 28,233    | 18,698    | 21,255    | 24,990    |
| 379,124 | 364,909 | 379,026 | 387,267 | 424,098 | 387,242   | 383,986   | 384,859   | 385,006   |
| 214,353 | 212,350 | 219,958 | 197,362 | 215,474 | 195,815   | 197,149   | 199,385   | 214,633   |
| 49,968  | 48,184  | 41,948  | 43,715  | 48,628  | 57,824    | 60,367    | 59,261    | 56,733    |
| 9,424   | 10,871  | 12,610  | 10,014  | 10,226  | 12,257    | 10,644    | 12,389    | 12,944    |
| 50,679  | 47,270  | 48,785  | 49,489  | 54,990  | 61,098    | 59,601    | 48,167    | 47,666    |
| 54,700  | 46,234  | 55,724  | 86,688  | 94,781  | 60,247    | 56,225    | 65,657    | 53,031    |
| 954,271 | 923,032 | 937,656 | 999,386 | 954,189 | 1,032,301 | 1,053,262 | 1,091,172 | 1,113,458 |
| 668,051 | 618,324 | 638,125 | 730,380 | 696,319 | 735,406   | 746,142   | 784,876   | 808,093   |
| 89,153  | 109,255 | 87,522  | 89,543  | 92,753  | 103,458   | 106,791   | 108,784   | 115,351   |
| 4,999   | 8,238   | 7,425   | 4,848   | 5,913   | 5,827     | 6,274     | 5,004     | 6,145     |
| 69,419  | 70,822  | 65,028  | 71,294  | 75,507  | 85,574    | 86,955    | 82,373    | 71,168    |
| 122,650 | 116,393 | 139,557 | 103,321 | 83,698  | 102,037   | 107,100   | 110,135   | 112,701   |
| 777,405 | 795,486 | 766,888 | 768,283 | 841,599 | 978,723   | 943,576   | 875,507   | 816,403   |
| 446,015 | 422,391 | 426,006 | 401,306 | 433,683 | 531,714   | 494,722   | 459,207   | 445,529   |
| 116,896 | 142,753 | 130,436 | 129,554 | 141,698 | 158,713   | 185,121   | 173,574   | 159,611   |
| 34,248  | 52,289  | 36,349  | 38,275  | 39,302  | 36,723    | 37,952    | 39,872    | 39,987    |
| 70,380  | 74,196  | 74,003  | 76,326  | 87,110  | 105,656   | 110,882   | 91,601    | 79,436    |
| 109,865 | 103,858 | 100,094 | 122,822 | 139,806 | 145,916   | 114,899   | 111,253   | 91,841    |
| 206,082 | 213,373 | 204,113 | 199,008 | 225,213 | 245,349   | 244,806   | 220,094   | 240,763   |
| 98,662  | 107,743 | 100,315 | 93,750  | 116,052 | 114,487   | 111,991   | 98,144    | 122,698   |
| 46,552  | 46,090  | 52,302  | 50,755  | 48,654  | 57,998    | 59,300    | 57,032    | 52,464    |
| 11,140  | 11,033  | 8,511   | 6,955   | 6,874   | 8,437     | 8,018     | 7,432     | 7,750     |
| 27,182  | 25,977  | 26,032  | 25,439  | 29,374  | 37,259    | 36,306    | 32,788    | 33,392    |
| 22,546  | 22,530  | 16,954  | 22,109  | 24,259  | 27,167    | 29,191    | 24,697    | 24,459    |
| 336,497 | 267,220 | 248,263 | 255,692 | 288,180 | 317,424   | 318,492   | 291,643   | 310,460   |
| 91,895  | 80,954  | 86,102  | 78,475  | 96,528  | 105,429   | 85,003    | 89,334    | 90,077    |
| 159,427 | 100,876 | 76,773  | 84,671  | 85,330  | 101,206   | 116,695   | 110,769   | 108,452   |
| 15,083  | 17,163  | 17,914  | 17,618  | 20,099  | 22,248    | 22,752    | 19,205    | 18,282    |
| 35,119  | 31,506  | 35,401  | 42,245  | 44,635  | 46,966    | 53,646    | 44,157    | 44,012    |
| 34,973  | 36,721  | 32,073  | 32,683  | 41,588  | 41,575    | 40,396    | 28,178    | 49,637    |
| 165,150 | 178,063 | 200,982 | 196,868 | 195,726 | 187,362   | 190,850   | 171,168   | 177,049   |
| 51,380  | 55,080  | 58,347  | 67,205  | 53,244  | 58,981    | 67,226    | 53,845    | 55,383    |
| 60,477  | 68,552  | 71,042  | 54,386  | 52,920  | 55,376    | 54,786    | 53,676    | 53,071    |
| 10,054  | 10,407  | 19,069  | 13,570  | 14,950  | 14,365    | 13,606    | 12,168    | 11,526    |
| 21,112  | 20,888  | 21,243  | 22,386  | 26,594  | 31,564    | 31,129    | 27,239    | 26,726    |
| 22,127  | 23,135  | 31,280  | 39,321  | 48,018  | 27,076    | 24,102    | 24,241    | 30,343    |
| 253,924 | 253,001 | 233,238 | 243,389 | 270,665 | 291,085   | 301,119   | 285,831   | 302,932   |
| 85,138  | 80,203  | 75,863  | 70,687  | 84,804  | 87,769    | 86,959    | 75,588    | 83,111    |
| 69,352  | 78,643  | 75,380  | 83,731  | 83,824  | 92,068    | 94,111    | 85,508    | 89,287    |
| 25,554  | 23,577  | 23,240  | 26,049  | 28,233  | 29,930    | 31,278    | 31,002    | 31,698    |
| 28,653  | 33,171  | 28,422  | 28,257  | 32,469  | 38,241    | 40,139    | 42,106    | 45,541    |
| 45,227  | 37,408  | 30,333  | 34,665  | 41,334  | 43,077    | 48,633    | 51,626    | 53,295    |
| 306,643 | 297,379 | 294,664 | 339,965 | 382,267 | 388,652   | 367,441   | 362,297   | 391,977   |
| 170,927 | 157,094 | 159,712 | 156,126 | 152,200 | 174,966   | 163,651   | 170,998   | 189,439   |
| 55,845  | 54,281  | 53,232  | 58,741  | 61,054  | 64,718    | 65,150    | 64,578    | 68,878    |
| 27,045  | 25,157  | 27,315  | 27,745  | 29,150  | 30,443    | 27,384    | 29,945    | 32,692    |
| 23,390  | 23,664  | 22,913  | 26,136  | 46,813  | 51,926    | 56,453    | 46,466    | 48,784    |
| 29,435  | 37,184  | 31,494  | 71,218  | 93,050  | 66,600    | 54,802    | 50,309    | 52,184    |
| 414,744 | 397,972 | 396,473 | 442,722 | 539,833 | 570,449   | 569,066   | 571,137   | 586,106   |
| 223,177 | 215,894 | 216,036 | 202,924 | 225,963 | 243,332   | 252,056   | 261,720   | 299,625   |
| 65,949  | 70,276  | 73,324  | 65,228  | 90,036  | 99,044    | 104,317   | 115,291   | 110,844   |
| 17,642  | 18,611  | 18,687  | 14,117  | 17,223  | 19,731    | 21,115    | 20,076    | 22,167    |
| 40,823  | 41,763  | 44,430  | 44,593  | 69,014  | 87,977    | 71,568    | 77,070    | 83,554    |
| 67,152  | 51,428  | 43,996  | 115,860 | 137,598 | 120,366   | 120,010   | 96,981    | 69,916    |
| 280,200 | 299,882 | 296,339 | 298,604 | 328,427 | 299,199   | 299,823   | 273,161   | 311,040   |
| 129,250 | 127,259 | 131,061 | 131,939 | 132,691 | 118,349   | 103,543   | 105,273   | 125,347   |
| 59,899  | 63,855  | 69,409  | 62,091  | 72,842  | 78,059    | 82,468    | 74,399    | 74,098    |
| 17,354  | 19,597  | 23,760  | 22,954  | 23,910  | 24,910    | 23,221    | 25,066    | 23,171    |
| 31,832  | 31,835  | 27,999  | 25,934  | 32,101  | 34,652    | 36,811    | 30,632    | 29,893    |
| 41,865  | 57,335  | 44,110  | 55,687  | 66,883  | 43,230    | 53,780    | 37,791    | 58,530    |

第5-1表 事業目的別にみた都道府県別投資額の推移（つづき）

| 都道府県 | 年度区分 | 平成19    | 20      | 21      | 22      | 23      | 24      | 25      | 26      |
|------|------|---------|---------|---------|---------|---------|---------|---------|---------|
|      |      | 徳島県     | 合計      | 220,231 | 188,375 | 200,972 | 189,688 | 167,828 | 177,450 |
|      | 生産   | 74,958  | 66,335  | 72,101  | 77,513  | 69,876  | 66,974  | 80,398  | 74,230  |
|      | 林業   | 51,656  | 41,265  | 43,254  | 39,095  | 33,522  | 33,407  | 40,414  | 43,441  |
|      | 農業   | 31,917  | 27,749  | 29,371  | 22,679  | 20,302  | 20,787  | 22,296  | 23,880  |
|      | 国土   | 38,206  | 27,449  | 31,298  | 27,323  | 23,937  | 31,809  | 43,565  | 39,393  |
|      | その他  | 23,495  | 25,578  | 24,948  | 23,077  | 20,192  | 24,472  | 26,752  | 37,065  |
| 香川県  | 合計   | 150,025 | 151,350 | 166,401 | 155,102 | 165,561 | 151,328 | 172,871 | 181,167 |
|      | 生産   | 67,143  | 71,977  | 79,294  | 73,774  | 90,291  | 71,273  | 88,895  | 95,006  |
|      | 林業   | 32,501  | 30,808  | 34,413  | 33,286  | 30,586  | 30,099  | 34,489  | 31,834  |
|      | 農業   | 15,887  | 13,249  | 15,118  | 13,724  | 12,701  | 14,818  | 14,013  | 11,328  |
|      | 国土   | 21,232  | 18,339  | 16,092  | 14,811  | 13,246  | 14,331  | 17,455  | 15,032  |
|      | その他  | 13,263  | 16,978  | 21,484  | 19,507  | 18,737  | 20,806  | 18,018  | 27,969  |
| 愛媛県  | 合計   | 266,087 | 238,814 | 255,240 | 248,348 | 230,935 | 248,075 | 279,495 | 285,196 |
|      | 生産   | 99,820  | 96,182  | 96,456  | 101,499 | 103,953 | 109,845 | 113,699 | 121,148 |
|      | 林業   | 86,828  | 74,218  | 78,532  | 63,517  | 59,275  | 58,404  | 70,474  | 68,485  |
|      | 農業   | 30,204  | 24,114  | 24,385  | 24,787  | 21,638  | 25,276  | 25,402  | 22,929  |
|      | 国土   | 30,752  | 27,515  | 32,378  | 30,036  | 27,724  | 27,607  | 40,150  | 39,480  |
|      | その他  | 18,483  | 16,786  | 23,489  | 28,508  | 18,345  | 26,944  | 29,769  | 33,153  |
| 高知県  | 合計   | 216,467 | 205,411 | 252,303 | 245,731 | 212,056 | 216,311 | 260,111 | 274,603 |
|      | 生産   | 61,469  | 58,966  | 73,232  | 66,689  | 64,823  | 63,923  | 74,508  | 81,525  |
|      | 林業   | 79,123  | 69,284  | 78,182  | 76,919  | 60,870  | 65,776  | 80,913  | 78,039  |
|      | 農業   | 25,381  | 24,769  | 32,928  | 29,859  | 26,569  | 21,241  | 26,484  | 27,246  |
|      | 国土   | 30,643  | 27,524  | 38,668  | 34,896  | 33,524  | 36,292  | 41,882  | 42,449  |
|      | その他  | 19,852  | 24,868  | 29,293  | 37,368  | 26,271  | 29,080  | 36,323  | 45,345  |
| 福岡県  | 合計   | 875,101 | 855,604 | 965,445 | 848,977 | 715,148 | 764,371 | 849,595 | 866,545 |
|      | 生産   | 441,353 | 416,621 | 481,745 | 434,591 | 403,688 | 415,277 | 459,614 | 485,496 |
|      | 林業   | 178,080 | 160,985 | 182,055 | 169,540 | 131,129 | 133,981 | 151,822 | 140,717 |
|      | 農業   | 42,868  | 40,530  | 47,570  | 42,396  | 38,047  | 39,200  | 44,263  | 43,298  |
|      | 国土   | 90,347  | 90,091  | 90,680  | 84,535  | 74,843  | 76,936  | 97,250  | 97,186  |
|      | その他  | 122,453 | 147,377 | 163,396 | 117,915 | 67,441  | 98,977  | 96,646  | 99,849  |
| 佐賀県  | 合計   | 240,096 | 229,269 | 251,248 | 225,997 | 203,308 | 205,560 | 228,523 | 238,089 |
|      | 生産   | 81,090  | 78,367  | 82,511  | 79,446  | 81,663  | 85,142  | 96,694  | 97,944  |
|      | 林業   | 47,495  | 48,231  | 50,471  | 42,509  | 43,464  | 38,476  | 43,385  | 44,576  |
|      | 農業   | 28,726  | 26,230  | 31,567  | 27,839  | 21,813  | 19,021  | 27,901  | 31,671  |
|      | 国土   | 45,249  | 44,720  | 46,514  | 41,280  | 29,403  | 22,821  | 29,668  | 27,480  |
|      | その他  | 37,535  | 31,720  | 40,185  | 34,923  | 26,965  | 40,100  | 30,874  | 36,418  |
| 長崎県  | 合計   | 323,786 | 297,703 | 346,292 | 313,575 | 296,982 | 299,750 | 336,341 | 333,381 |
|      | 生産   | 130,383 | 116,468 | 137,529 | 131,444 | 131,393 | 133,279 | 142,665 | 134,646 |
|      | 林業   | 78,763  | 78,899  | 84,362  | 75,568  | 64,626  | 59,691  | 71,248  | 67,026  |
|      | 農業   | 50,181  | 40,212  | 47,221  | 39,088  | 34,554  | 33,188  | 43,294  | 44,029  |
|      | 国土   | 26,381  | 28,472  | 32,940  | 26,578  | 22,320  | 23,380  | 26,217  | 25,179  |
|      | その他  | 38,077  | 33,652  | 44,241  | 40,896  | 44,088  | 50,212  | 52,918  | 62,500  |
| 熊本県  | 合計   | 406,236 | 383,535 | 444,564 | 420,255 | 340,785 | 365,532 | 452,924 | 404,147 |
|      | 生産   | 147,482 | 133,653 | 164,013 | 170,815 | 160,615 | 175,404 | 192,977 | 166,831 |
|      | 林業   | 78,345  | 74,947  | 80,550  | 71,820  | 59,413  | 58,915  | 75,161  | 71,604  |
|      | 農業   | 50,131  | 41,925  | 50,331  | 51,658  | 38,182  | 37,130  | 53,275  | 50,988  |
|      | 国土   | 44,209  | 42,123  | 45,161  | 40,727  | 35,344  | 43,584  | 75,602  | 62,920  |
|      | その他  | 86,069  | 90,886  | 104,509 | 85,234  | 47,231  | 50,500  | 55,909  | 51,803  |
| 大分県  | 合計   | 277,820 | 254,414 | 273,944 | 259,073 | 243,147 | 263,365 | 297,375 | 282,476 |
|      | 生産   | 103,217 | 82,781  | 95,291  | 104,439 | 100,917 | 102,364 | 92,468  | 97,192  |
|      | 林業   | 74,699  | 69,740  | 76,015  | 68,165  | 65,849  | 65,761  | 83,240  | 84,431  |
|      | 農業   | 39,445  | 39,479  | 39,351  | 33,679  | 27,318  | 26,232  | 29,897  | 26,665  |
|      | 国土   | 33,726  | 33,034  | 31,892  | 26,016  | 20,707  | 25,292  | 38,654  | 32,487  |
|      | その他  | 26,733  | 29,380  | 31,395  | 26,775  | 28,356  | 43,717  | 53,116  | 41,702  |
| 宮崎県  | 合計   | 285,292 | 283,314 | 292,972 | 279,703 | 249,057 | 240,943 | 293,008 | 291,396 |
|      | 生産   | 91,050  | 91,552  | 96,208  | 87,882  | 83,694  | 78,549  | 95,884  | 98,952  |
|      | 林業   | 67,072  | 75,161  | 80,352  | 76,512  | 73,107  | 74,929  | 79,900  | 79,259  |
|      | 農業   | 50,136  | 50,067  | 55,154  | 46,579  | 38,229  | 34,234  | 49,370  | 49,667  |
|      | 国土   | 38,214  | 33,884  | 36,300  | 32,368  | 26,052  | 28,752  | 41,836  | 31,319  |
|      | その他  | 38,820  | 32,651  | 24,959  | 36,363  | 27,976  | 24,480  | 26,017  | 32,199  |
| 鹿児島県 | 合計   | 444,248 | 415,245 | 465,443 | 424,305 | 410,371 | 403,480 | 451,457 | 443,086 |
|      | 生産   | 149,768 | 153,848 | 165,247 | 166,860 | 166,011 | 156,718 | 160,588 | 173,920 |
|      | 林業   | 108,460 | 101,569 | 113,852 | 84,092  | 87,181  | 88,362  | 107,194 | 97,622  |
|      | 農業   | 89,015  | 76,951  | 84,674  | 74,390  | 67,364  | 65,672  | 77,146  | 66,465  |
|      | 国土   | 47,684  | 47,383  | 60,203  | 51,605  | 44,736  | 46,815  | 58,985  | 52,362  |
|      | その他  | 49,321  | 35,494  | 41,468  | 47,357  | 45,079  | 45,913  | 47,543  | 52,718  |
| 沖縄県  | 合計   | 402,659 | 398,786 | 424,805 | 391,674 | 356,844 | 367,728 | 409,556 | 429,039 |
|      | 生産   | 177,665 | 168,274 | 197,958 | 185,489 | 163,174 | 160,180 | 172,637 | 180,226 |
|      | 林業   | 115,897 | 116,116 | 116,261 | 104,449 | 99,691  | 96,261  | 106,605 | 99,395  |
|      | 農業   | 48,843  | 48,917  | 52,547  | 52,263  | 48,220  | 49,126  | 60,253  | 55,702  |
|      | 国土   | 18,532  | 18,218  | 20,020  | 20,570  | 21,447  | 16,283  | 15,931  | 29,883  |
|      | その他  | 41,723  | 47,261  | 38,019  | 28,903  | 24,312  | 45,878  | 54,130  | 63,833  |

(単位：百万円)

| 27      | 28      | 29      | 30      | 令和元     | 2       | 3       | 4       | 5       |
|---------|---------|---------|---------|---------|---------|---------|---------|---------|
| 194,271 | 195,098 | 194,436 | 202,704 | 219,620 | 250,115 | 240,480 | 221,225 | 240,919 |
| 70,823  | 62,474  | 66,558  | 64,969  | 63,568  | 63,088  | 65,422  | 69,352  | 73,676  |
| 37,496  | 42,518  | 45,908  | 50,269  | 55,906  | 71,080  | 69,694  | 59,594  | 64,529  |
| 20,285  | 21,275  | 25,002  | 24,224  | 23,657  | 24,807  | 25,705  | 21,936  | 25,025  |
| 34,999  | 40,535  | 32,565  | 38,629  | 47,773  | 60,574  | 58,677  | 49,309  | 52,472  |
| 30,668  | 28,297  | 24,403  | 24,613  | 28,716  | 30,565  | 20,981  | 21,034  | 25,217  |
| 182,319 | 183,735 | 191,639 | 169,875 | 179,016 | 194,131 | 183,798 | 167,393 | 187,530 |
| 99,865  | 97,889  | 93,879  | 74,453  | 83,903  | 80,190  | 84,063  | 80,881  | 93,747  |
| 28,272  | 32,479  | 33,851  | 33,048  | 35,471  | 44,131  | 41,210  | 37,803  | 42,915  |
| 11,705  | 13,164  | 16,442  | 15,531  | 15,045  | 15,944  | 14,316  | 12,739  | 11,619  |
| 14,010  | 15,251  | 17,671  | 20,544  | 21,756  | 23,905  | 19,586  | 16,434  | 16,566  |
| 28,467  | 24,952  | 29,796  | 26,298  | 22,841  | 29,961  | 24,623  | 19,537  | 22,683  |
| 262,585 | 273,149 | 271,845 | 276,863 | 313,776 | 293,249 | 300,091 | 277,670 | 291,941 |
| 116,664 | 111,796 | 117,771 | 105,738 | 109,882 | 98,188  | 94,789  | 91,734  | 104,260 |
| 63,559  | 71,929  | 71,673  | 65,050  | 64,578  | 74,033  | 78,083  | 68,872  | 68,736  |
| 20,292  | 22,941  | 23,307  | 21,310  | 23,674  | 25,091  | 24,894  | 26,866  | 28,253  |
| 35,191  | 34,824  | 33,087  | 36,255  | 47,353  | 50,209  | 59,220  | 54,141  | 60,991  |
| 26,878  | 31,658  | 26,007  | 48,510  | 68,288  | 45,727  | 43,105  | 36,057  | 29,701  |
| 259,879 | 277,475 | 292,619 | 282,949 | 306,497 | 310,189 | 316,582 | 286,445 | 282,752 |
| 75,539  | 92,162  | 100,649 | 90,743  | 81,400  | 79,111  | 77,217  | 79,404  | 76,142  |
| 67,886  | 71,137  | 80,909  | 74,222  | 82,649  | 89,513  | 92,339  | 83,667  | 84,302  |
| 25,064  | 21,426  | 26,591  | 22,697  | 25,408  | 25,136  | 27,837  | 27,431  | 28,042  |
| 42,926  | 51,321  | 42,697  | 45,173  | 50,579  | 57,317  | 64,754  | 51,098  | 50,372  |
| 48,464  | 41,430  | 41,773  | 50,115  | 66,460  | 59,112  | 54,435  | 44,845  | 43,894  |
| 824,235 | 813,107 | 823,873 | 858,862 | 893,120 | 919,815 | 927,981 | 893,731 | 905,267 |
| 477,689 | 452,847 | 442,822 | 442,914 | 439,223 | 470,351 | 463,392 | 445,266 | 470,553 |
| 132,433 | 139,327 | 145,939 | 145,110 | 160,384 | 166,660 | 171,094 | 167,829 | 175,541 |
| 36,038  | 39,414  | 44,193  | 41,245  | 40,620  | 40,206  | 41,934  | 45,797  | 43,245  |
| 90,347  | 98,119  | 90,380  | 95,561  | 110,867 | 106,376 | 104,506 | 104,254 | 85,655  |
| 87,729  | 83,400  | 100,539 | 134,032 | 142,025 | 136,223 | 147,055 | 130,585 | 130,273 |
| 213,177 | 213,342 | 225,982 | 219,195 | 226,370 | 278,236 | 279,971 | 285,356 | 245,759 |
| 89,606  | 80,316  | 83,563  | 76,382  | 82,229  | 95,241  | 102,823 | 108,194 | 95,294  |
| 40,130  | 39,367  | 45,153  | 41,453  | 40,760  | 55,491  | 51,204  | 48,683  | 43,238  |
| 27,242  | 25,845  | 29,378  | 28,031  | 24,502  | 26,031  | 27,511  | 27,906  | 26,533  |
| 22,850  | 26,562  | 28,843  | 29,860  | 31,097  | 37,403  | 39,660  | 45,766  | 45,423  |
| 33,349  | 41,252  | 39,045  | 43,469  | 47,782  | 64,069  | 58,773  | 54,806  | 35,271  |
| 299,984 | 338,952 | 374,147 | 364,552 | 420,378 | 413,957 | 406,540 | 357,622 | 355,506 |
| 124,449 | 115,604 | 129,697 | 124,876 | 154,005 | 133,866 | 130,687 | 117,435 | 122,110 |
| 62,687  | 66,216  | 62,662  | 62,547  | 68,846  | 70,129  | 90,704  | 79,263  | 89,401  |
| 32,371  | 35,438  | 38,870  | 38,631  | 40,069  | 42,757  | 39,343  | 40,495  | 46,389  |
| 23,123  | 25,491  | 25,260  | 29,647  | 33,942  | 36,787  | 45,176  | 46,490  | 48,288  |
| 57,355  | 96,202  | 117,658 | 108,850 | 123,516 | 130,418 | 100,630 | 73,938  | 49,317  |
| 359,680 | 435,269 | 578,319 | 632,028 | 607,351 | 551,010 | 571,934 | 544,252 | 541,490 |
| 165,579 | 142,045 | 168,987 | 191,555 | 221,596 | 185,682 | 182,369 | 181,046 | 183,751 |
| 64,364  | 57,154  | 73,533  | 81,423  | 88,042  | 91,321  | 100,367 | 93,795  | 92,127  |
| 37,526  | 38,119  | 49,190  | 47,175  | 52,416  | 46,534  | 49,240  | 46,751  | 48,663  |
| 49,955  | 57,656  | 68,975  | 79,048  | 69,080  | 79,165  | 80,558  | 81,776  | 88,791  |
| 42,256  | 140,296 | 217,634 | 232,827 | 176,218 | 148,308 | 159,400 | 140,885 | 128,157 |
| 248,367 | 254,780 | 266,975 | 278,405 | 296,614 | 315,100 | 323,076 | 312,037 | 334,999 |
| 96,986  | 90,341  | 95,371  | 91,674  | 98,335  | 100,042 | 95,283  | 97,265  | 112,736 |
| 58,689  | 65,665  | 66,348  | 64,019  | 65,838  | 72,719  | 78,820  | 77,544  | 82,509  |
| 26,967  | 28,512  | 29,826  | 36,058  | 36,709  | 39,843  | 34,839  | 36,244  | 37,801  |
| 33,811  | 43,577  | 36,348  | 39,215  | 47,634  | 47,925  | 52,919  | 51,968  | 43,298  |
| 31,914  | 26,685  | 39,083  | 47,440  | 48,098  | 54,571  | 61,215  | 49,016  | 58,656  |
| 228,248 | 240,883 | 259,832 | 246,510 | 273,643 | 295,393 | 299,190 | 293,804 | 300,032 |
| 79,988  | 77,420  | 73,639  | 71,838  | 86,218  | 92,638  | 85,961  | 83,656  | 85,855  |
| 62,581  | 71,535  | 67,041  | 66,782  | 67,648  | 71,074  | 90,079  | 78,898  | 72,859  |
| 35,044  | 33,489  | 48,777  | 42,250  | 41,963  | 38,736  | 40,094  | 42,524  | 40,742  |
| 25,772  | 29,051  | 29,393  | 31,411  | 34,799  | 44,472  | 42,221  | 38,712  | 42,779  |
| 24,862  | 29,387  | 40,982  | 34,229  | 43,015  | 48,474  | 40,835  | 50,015  | 57,796  |
| 382,790 | 383,182 | 407,640 | 379,965 | 419,931 | 465,114 | 443,706 | 418,046 | 438,268 |
| 146,054 | 135,075 | 149,345 | 141,531 | 163,828 | 167,511 | 145,352 | 139,531 | 162,527 |
| 82,829  | 84,893  | 80,648  | 77,929  | 85,347  | 104,870 | 105,559 | 111,282 | 110,645 |
| 58,680  | 54,787  | 69,619  | 56,917  | 65,914  | 64,768  | 64,497  | 56,611  | 58,176  |
| 41,907  | 46,150  | 39,620  | 37,737  | 42,493  | 52,488  | 55,213  | 48,292  | 45,860  |
| 53,321  | 62,277  | 68,409  | 65,851  | 62,348  | 75,477  | 73,086  | 62,331  | 61,060  |
| 450,786 | 479,326 | 443,872 | 399,171 | 413,039 | 419,631 | 398,020 | 363,290 | 385,200 |
| 196,977 | 206,022 | 183,031 | 158,354 | 169,873 | 167,214 | 158,758 | 168,217 | 193,469 |
| 110,374 | 136,084 | 126,741 | 119,092 | 112,607 | 91,489  | 94,158  | 88,180  | 77,505  |
| 47,373  | 48,490  | 45,959  | 43,722  | 45,413  | 50,725  | 48,015  | 42,748  | 47,556  |
| 23,395  | 25,242  | 29,103  | 24,464  | 23,791  | 29,356  | 31,473  | 25,569  | 26,518  |
| 72,668  | 63,488  | 59,038  | 53,540  | 61,356  | 80,847  | 65,616  | 38,576  | 40,152  |

第5-2表 事業目的別にみた都道府県別投資額の推移（構成比）

（単位：％）

| 都道府県 | 年度<br>区分 | 平成23  | 24    | 25    | 26    | 27    | 28    | 29    | 30    | 令和元   | 2     | 3     | 4     | 5     |
|------|----------|-------|-------|-------|-------|-------|-------|-------|-------|-------|-------|-------|-------|-------|
|      |          | 合計    | 100.0 | 100.0 | 100.0 | 100.0 | 100.0 | 100.0 | 100.0 | 100.0 | 100.0 | 100.0 | 100.0 | 100.0 |
|      | 計        | 100.0 | 100.0 | 100.0 | 100.0 | 100.0 | 100.0 | 100.0 | 100.0 | 100.0 | 100.0 | 100.0 | 100.0 | 100.0 |
|      | 生産       | 50.2  | 48.8  | 47.5  | 49.4  | 50.6  | 48.7  | 48.2  | 46.1  | 46.1  | 44.5  | 44.9  | 46.3  | 47.5  |
|      | 農業       | 18.3  | 18.2  | 19.0  | 18.4  | 17.8  | 18.5  | 19.1  | 18.3  | 18.2  | 19.1  | 19.8  | 19.6  | 19.0  |
|      | 林        | 6.6   | 6.6   | 7.2   | 7.1   | 6.8   | 6.8   | 7.3   | 6.9   | 7.0   | 6.7   | 6.9   | 7.0   | 7.0   |
|      | 土        | 8.9   | 8.8   | 10.0  | 9.1   | 8.6   | 9.1   | 8.8   | 9.0   | 10.1  | 10.9  | 11.9  | 11.3  | 11.2  |
|      | その他      | 15.9  | 17.5  | 16.3  | 15.9  | 16.2  | 17.0  | 16.6  | 19.8  | 18.6  | 18.9  | 16.5  | 15.6  | 15.4  |
| 北海道  | 計        | 100.0 | 100.0 | 100.0 | 100.0 | 100.0 | 100.0 | 100.0 | 100.0 | 100.0 | 100.0 | 100.0 | 100.0 | 100.0 |
|      | 生産       | 36.2  | 35.4  | 33.6  | 37.1  | 36.7  | 34.5  | 35.4  | 33.9  | 30.3  | 32.3  | 32.9  | 33.7  | 35.0  |
|      | 農業       | 24.6  | 24.2  | 23.9  | 23.5  | 23.3  | 22.0  | 21.6  | 23.4  | 22.6  | 21.6  | 22.6  | 22.4  | 20.6  |
|      | 林        | 15.2  | 16.8  | 17.5  | 16.8  | 16.5  | 17.5  | 17.5  | 17.5  | 18.4  | 17.8  | 17.5  | 17.4  | 16.6  |
|      | 土        | 13.3  | 11.8  | 14.6  | 11.2  | 11.2  | 12.5  | 11.3  | 11.5  | 14.0  | 13.3  | 13.1  | 11.9  | 11.9  |
|      | その他      | 10.8  | 11.8  | 10.4  | 11.4  | 12.2  | 13.4  | 14.3  | 13.7  | 14.7  | 15.0  | 14.0  | 14.5  | 15.9  |
| 青森県  | 計        | 100.0 | 100.0 | 100.0 | 100.0 | 100.0 | 100.0 | 100.0 | 100.0 | 100.0 | 100.0 | 100.0 | 100.0 | 100.0 |
|      | 生産       | 35.3  | 32.3  | 40.2  | 36.3  | 38.9  | 43.7  | 41.6  | 44.0  | 43.7  | 43.5  | 44.3  | 41.8  | 39.8  |
|      | 農業       | 17.4  | 17.1  | 16.6  | 16.3  | 17.6  | 18.0  | 19.1  | 18.9  | 19.9  | 21.3  | 22.8  | 22.7  | 20.6  |
|      | 林        | 12.1  | 12.5  | 12.0  | 12.1  | 12.3  | 12.6  | 13.6  | 14.2  | 14.5  | 14.7  | 14.1  | 14.2  | 15.8  |
|      | 土        | 9.9   | 12.0  | 10.5  | 10.9  | 13.0  | 9.4   | 7.3   | 7.8   | 9.2   | 8.5   | 9.0   | 8.7   | 8.3   |
|      | その他      | 25.4  | 26.1  | 20.7  | 24.3  | 18.2  | 16.2  | 18.5  | 15.1  | 12.6  | 12.0  | 9.8   | 12.5  | 15.4  |
| 岩手県  | 計        | 100.0 | 100.0 | 100.0 | 100.0 | 100.0 | 100.0 | 100.0 | 100.0 | 100.0 | 100.0 | 100.0 | 100.0 | 100.0 |
|      | 生産       | 37.2  | 26.6  | 31.1  | 36.8  | 34.2  | 31.8  | 30.1  | 30.9  | 32.7  | 30.3  | 30.4  | 36.2  | 36.9  |
|      | 農業       | 15.6  | 18.3  | 18.2  | 22.1  | 26.5  | 31.0  | 35.9  | 32.4  | 27.5  | 33.4  | 27.9  | 19.8  | 19.8  |
|      | 林        | 9.4   | 7.1   | 7.4   | 8.8   | 7.5   | 6.7   | 7.1   | 7.8   | 10.3  | 8.8   | 12.9  | 13.9  | 14.6  |
|      | 土        | 8.3   | 7.1   | 5.1   | 4.9   | 5.0   | 5.5   | 5.8   | 7.8   | 8.9   | 9.7   | 12.9  | 15.2  | 14.7  |
|      | その他      | 29.5  | 40.8  | 38.2  | 27.4  | 26.8  | 25.1  | 21.0  | 21.0  | 20.6  | 17.8  | 15.9  | 15.0  | 14.0  |
| 宮城県  | 計        | 100.0 | 100.0 | 100.0 | 100.0 | 100.0 | 100.0 | 100.0 | 100.0 | 100.0 | 100.0 | 100.0 | 100.0 | 100.0 |
|      | 生産       | 40.7  | 32.4  | 38.9  | 48.7  | 49.3  | 47.2  | 41.7  | 41.8  | 41.7  | 40.5  | 43.6  | 46.3  | 48.2  |
|      | 農業       | 9.3   | 9.2   | 8.8   | 10.6  | 10.0  | 11.3  | 14.5  | 15.4  | 14.7  | 17.0  | 14.1  | 13.5  | 13.3  |
|      | 林        | 3.2   | 4.7   | 7.0   | 10.1  | 10.7  | 8.9   | 9.4   | 9.2   | 8.0   | 8.1   | 7.1   | 6.9   | 7.4   |
|      | 土        | 5.9   | 5.2   | 4.2   | 3.1   | 3.2   | 4.5   | 5.2   | 6.2   | 7.8   | 9.5   | 11.6  | 11.2  | 9.9   |
|      | その他      | 41.0  | 48.6  | 41.1  | 27.5  | 26.8  | 28.1  | 29.2  | 27.4  | 27.9  | 24.9  | 23.5  | 22.1  | 21.0  |
| 秋田県  | 計        | 100.0 | 100.0 | 100.0 | 100.0 | 100.0 | 100.0 | 100.0 | 100.0 | 100.0 | 100.0 | 100.0 | 100.0 | 100.0 |
|      | 生産       | 39.8  | 38.6  | 34.3  | 36.8  | 39.7  | 36.7  | 33.2  | 30.3  | 30.4  | 30.1  | 29.0  | 30.1  | 27.4  |
|      | 農業       | 23.3  | 24.7  | 23.5  | 20.3  | 20.0  | 21.4  | 20.3  | 18.9  | 19.5  | 21.5  | 21.1  | 23.4  | 22.2  |
|      | 林        | 13.3  | 11.9  | 14.9  | 13.8  | 13.4  | 15.9  | 18.5  | 18.1  | 17.1  | 14.4  | 16.5  | 15.9  | 13.9  |
|      | 土        | 12.6  | 10.9  | 14.4  | 12.1  | 12.2  | 13.7  | 12.4  | 14.9  | 17.1  | 18.4  | 21.3  | 21.1  | 25.1  |
|      | その他      | 11.0  | 14.0  | 12.9  | 17.0  | 14.7  | 12.4  | 15.6  | 17.7  | 15.9  | 15.5  | 12.1  | 9.5   | 11.5  |
| 山形県  | 計        | 100.0 | 100.0 | 100.0 | 100.0 | 100.0 | 100.0 | 100.0 | 100.0 | 100.0 | 100.0 | 100.0 | 100.0 | 100.0 |
|      | 生産       | 41.1  | 39.6  | 36.6  | 40.4  | 40.5  | 38.5  | 37.2  | 39.1  | 35.0  | 34.6  | 33.9  | 35.4  | 33.1  |
|      | 農業       | 32.3  | 29.5  | 28.9  | 25.1  | 25.1  | 25.1  | 28.7  | 27.2  | 26.6  | 26.5  | 27.1  | 27.9  | 28.4  |
|      | 林        | 8.6   | 9.6   | 9.9   | 9.9   | 9.5   | 10.0  | 11.5  | 10.9  | 10.5  | 10.2  | 10.5  | 10.7  | 10.8  |
|      | 土        | 10.7  | 9.9   | 12.5  | 11.6  | 10.5  | 11.0  | 10.6  | 11.1  | 12.2  | 12.4  | 12.8  | 14.7  | 14.0  |
|      | その他      | 7.3   | 11.5  | 12.2  | 13.0  | 14.3  | 15.4  | 12.0  | 11.8  | 15.7  | 16.2  | 15.7  | 11.4  | 13.7  |
| 福島県  | 計        | 100.0 | 100.0 | 100.0 | 100.0 | 100.0 | 100.0 | 100.0 | 100.0 | 100.0 | 100.0 | 100.0 | 100.0 | 100.0 |
|      | 生産       | 44.8  | 37.4  | 38.6  | 41.0  | 39.8  | 37.7  | 34.6  | 27.3  | 24.2  | 17.8  | 24.9  | 25.3  | 29.7  |
|      | 農業       | 17.9  | 18.8  | 16.3  | 15.0  | 15.3  | 15.6  | 18.9  | 19.3  | 21.7  | 16.4  | 22.3  | 19.3  | 15.6  |
|      | 林        | 5.1   | 5.8   | 5.2   | 6.0   | 6.4   | 6.7   | 7.3   | 8.8   | 8.3   | 5.7   | 8.4   | 7.9   | 11.1  |
|      | 土        | 5.5   | 5.3   | 5.5   | 4.8   | 4.4   | 5.3   | 5.5   | 5.8   | 7.1   | 6.3   | 11.0  | 11.5  | 11.3  |
|      | その他      | 26.7  | 32.7  | 34.5  | 33.2  | 34.1  | 34.5  | 33.6  | 38.8  | 38.7  | 53.9  | 33.4  | 36.0  | 32.3  |
| 茨城県  | 計        | 100.0 | 100.0 | 100.0 | 100.0 | 100.0 | 100.0 | 100.0 | 100.0 | 100.0 | 100.0 | 100.0 | 100.0 | 100.0 |
|      | 生産       | 49.5  | 49.0  | 51.5  | 54.3  | 52.3  | 50.6  | 55.2  | 53.0  | 50.6  | 50.5  | 46.9  | 46.6  | 45.2  |
|      | 農業       | 15.2  | 16.2  | 20.5  | 20.5  | 20.7  | 18.5  | 16.7  | 18.9  | 20.3  | 19.9  | 22.9  | 22.5  | 23.5  |
|      | 林        | 4.3   | 3.7   | 4.3   | 4.2   | 3.9   | 3.8   | 4.5   | 5.0   | 5.0   | 5.0   | 5.8   | 6.1   | 5.3   |
|      | 土        | 8.6   | 7.8   | 8.8   | 7.4   | 7.8   | 9.7   | 11.0  | 11.0  | 12.4  | 11.5  | 11.8  | 9.7   | 10.0  |
|      | その他      | 22.4  | 23.4  | 14.9  | 13.6  | 15.4  | 17.5  | 12.6  | 12.0  | 11.7  | 13.1  | 12.7  | 15.1  | 15.9  |
| 栃木県  | 計        | 100.0 | 100.0 | 100.0 | 100.0 | 100.0 | 100.0 | 100.0 | 100.0 | 100.0 | 100.0 | 100.0 | 100.0 | 100.0 |
|      | 生産       | 40.8  | 52.5  | 51.0  | 55.2  | 51.0  | 47.6  | 50.3  | 54.2  | 51.8  | 38.5  | 46.3  | 47.1  | 43.9  |
|      | 農業       | 14.2  | 16.9  | 18.0  | 16.8  | 13.6  | 15.5  | 16.7  | 15.8  | 15.4  | 13.2  | 16.8  | 17.7  | 19.1  |
|      | 林        | 4.9   | 5.8   | 6.3   | 6.9   | 6.2   | 6.4   | 6.9   | 6.8   | 6.9   | 4.7   | 6.0   | 6.0   | 8.0   |
|      | 土        | 11.7  | 11.4  | 11.1  | 9.7   | 8.2   | 11.0  | 10.0  | 11.1  | 10.3  | 9.8   | 14.4  | 15.7  | 15.4  |
|      | その他      | 28.3  | 13.4  | 13.6  | 11.5  | 20.9  | 19.5  | 16.1  | 12.1  | 15.7  | 33.8  | 16.5  | 13.5  | 13.6  |
| 群馬県  | 計        | 100.0 | 100.0 | 100.0 | 100.0 | 100.0 | 100.0 | 100.0 | 100.0 | 100.0 | 100.0 | 100.0 | 100.0 | 100.0 |
|      | 生産       | 52.3  | 51.4  | 51.9  | 51.4  | 48.5  | 52.1  | 50.8  | 44.8  | 42.5  | 48.2  | 46.8  | 44.8  | 50.3  |
|      | 農業       | 19.4  | 20.0  | 21.2  | 20.6  | 19.4  | 20.6  | 19.3  | 18.0  | 18.5  | 20.0  | 18.6  | 20.1  | 21.1  |
|      | 林        | 6.9   | 7.5   | 6.5   | 5.7   | 11.1  | 5.7   | 5.9   | 5.9   | 5.1   | 4.5   | 5.3   | 5.9   | 5.3   |
|      | 土        | 10.9  | 11.1  | 12.4  | 10.8  | 9.8   | 11.0  | 12.6  | 14.5  | 16.0  | 13.0  | 13.5  | 12.7  | 11.4  |
|      | その他      | 10.5  | 9.9   | 8.0   | 11.6  | 11.3  | 10.5  | 11.4  | 16.8  | 17.9  | 14.2  | 15.8  | 16.5  | 11.9  |
| 埼玉県  | 計        | 100.0 | 100.0 | 100.0 | 100.0 | 100.0 | 100.0 | 100.0 | 100.0 | 100.0 | 100.0 | 100.0 | 100.0 | 100.0 |
|      | 生産       | 68.4  | 70.4  | 66.3  | 64.8  | 67.9  | 70.5  | 70.2  | 66.4  | 63.4  | 61.0  | 61.4  | 61.3  | 60.5  |
|      | 農業       | 11.1  | 11.0  | 11.8  | 11.8  | 10.4  | 8.6   | 8.7   | 9.8   | 10.9  | 11.1  | 12.9  | 12.1  | 11.5  |
|      | 林        | 1.9   | 1.5   | 1.8   | 1.8   | 1.7   | 1.6   | 1.8   | 2.1   | 2.1   | 1.9   | 2.0   | 2.0   | 2.0   |
|      | 土        | 9.0   | 8.4   | 9.2   | 9.0   | 8.5   | 7.9   | 7.9   | 8.3   | 9.0   | 10.3  | 10.4  | 10.3  | 10.5  |
|      | その他      | 9.7   | 8.7   | 10.9  | 12.7  | 11.4  | 11.4  | 11.4  | 13.4  | 14.6  | 15.7  | 13.3  | 14.3  | 15.6  |

第5-2表 事業目的別にみた都道府県別投資額の推移（構成比）（つづき）

（単位：％）

| 都道府県    | 年<br>度<br>区<br>分 | 平成23  | 24    | 25    | 26    | 27    | 28    | 29    | 30    | 令和元   | 2     | 3     | 4     | 5     |
|---------|------------------|-------|-------|-------|-------|-------|-------|-------|-------|-------|-------|-------|-------|-------|
|         |                  | 千 葉 県 | 合 計   | 100.0 | 100.0 | 100.0 | 100.0 | 100.0 | 100.0 | 100.0 | 100.0 | 100.0 | 100.0 | 100.0 |
|         | 生 産              | 59.2  | 56.9  | 63.8  | 65.7  | 66.3  | 61.4  | 61.8  | 62.3  | 61.2  | 58.7  | 60.4  | 59.2  | 60.7  |
|         | 業 林              | 15.3  | 14.0  | 15.2  | 13.8  | 11.6  | 13.9  | 13.7  | 12.6  | 12.5  | 13.1  | 13.4  | 14.0  | 15.3  |
|         | 農 土              | 3.8   | 4.4   | 4.7   | 4.0   | 4.2   | 4.2   | 4.7   | 5.1   | 5.4   | 5.6   | 5.3   | 5.1   | 4.3   |
|         | 国 土              | 6.2   | 5.2   | 5.5   | 5.4   | 5.7   | 6.2   | 6.3   | 6.3   | 6.8   | 7.7   | 8.3   | 8.7   | 8.6   |
|         | 其 他              | 15.5  | 19.5  | 10.8  | 11.1  | 12.3  | 14.3  | 13.5  | 13.7  | 14.2  | 14.9  | 12.6  | 13.1  | 11.1  |
| 東 京 都   | 合 計              | 100.0 | 100.0 | 100.0 | 100.0 | 100.0 | 100.0 | 100.0 | 100.0 | 100.0 | 100.0 | 100.0 | 100.0 | 100.0 |
|         | 生 産              | 67.2  | 67.9  | 65.7  | 65.9  | 64.8  | 63.3  | 65.6  | 54.8  | 64.2  | 65.7  | 66.7  | 66.7  | 65.1  |
|         | 業 林              | 9.9   | 9.8   | 10.7  | 11.3  | 11.7  | 11.6  | 15.0  | 11.7  | 12.8  | 13.0  | 10.9  | 12.1  | 12.2  |
|         | 農 土              | 0.8   | 0.6   | 0.8   | 0.8   | 0.6   | 0.6   | 0.5   | 0.6   | 0.7   | 0.8   | 0.6   | 0.7   | 0.6   |
|         | 国 土              | 2.7   | 3.0   | 3.5   | 3.8   | 3.6   | 3.4   | 4.0   | 2.9   | 3.5   | 4.1   | 4.3   | 3.7   | 3.5   |
|         | 其 他              | 19.4  | 18.7  | 19.4  | 18.2  | 19.3  | 21.1  | 14.8  | 30.1  | 18.8  | 16.4  | 17.5  | 16.8  | 18.6  |
| 神 奈 川 県 | 合 計              | 100.0 | 100.0 | 100.0 | 100.0 | 100.0 | 100.0 | 100.0 | 100.0 | 100.0 | 100.0 | 100.0 | 100.0 | 100.0 |
|         | 生 産              | 66.5  | 64.5  | 61.8  | 65.1  | 64.9  | 63.8  | 64.3  | 62.8  | 62.2  | 61.6  | 60.4  | 63.8  | 63.7  |
|         | 業 林              | 13.8  | 16.3  | 18.5  | 14.8  | 13.2  | 11.8  | 11.2  | 13.6  | 12.2  | 17.1  | 17.1  | 15.4  | 15.5  |
|         | 農 土              | 1.6   | 1.5   | 1.4   | 1.5   | 1.4   | 1.4   | 1.4   | 1.2   | 1.5   | 1.3   | 1.2   | 1.2   | 1.3   |
|         | 国 土              | 4.9   | 4.5   | 4.4   | 4.8   | 3.8   | 3.9   | 3.6   | 3.5   | 4.0   | 4.4   | 4.6   | 5.0   | 5.0   |
|         | 其 他              | 13.1  | 13.3  | 13.9  | 13.8  | 16.7  | 19.1  | 19.5  | 18.9  | 20.1  | 15.6  | 16.7  | 14.6  | 14.5  |
| 新 潟 県   | 合 計              | 100.0 | 100.0 | 100.0 | 100.0 | 100.0 | 100.0 | 100.0 | 100.0 | 100.0 | 100.0 | 100.0 | 100.0 | 100.0 |
|         | 生 産              | 44.8  | 43.3  | 43.1  | 44.6  | 47.4  | 45.2  | 47.2  | 43.4  | 42.7  | 42.9  | 44.2  | 43.2  | 44.8  |
|         | 業 林              | 16.8  | 15.8  | 17.1  | 17.9  | 18.8  | 20.6  | 19.9  | 21.1  | 21.1  | 23.1  | 22.8  | 24.6  | 20.7  |
|         | 農 土              | 7.8   | 9.3   | 8.7   | 8.4   | 8.3   | 10.5  | 10.7  | 12.3  | 11.9  | 10.0  | 10.3  | 10.3  | 10.2  |
|         | 国 土              | 9.8   | 11.1  | 15.7  | 15.1  | 14.1  | 13.3  | 11.1  | 12.5  | 14.2  | 13.7  | 15.0  | 13.7  | 13.2  |
|         | 其 他              | 20.9  | 20.5  | 15.3  | 14.1  | 11.3  | 10.4  | 11.1  | 10.7  | 10.1  | 10.3  | 7.7   | 8.2   | 11.1  |
| 富 山 県   | 合 計              | 100.0 | 100.0 | 100.0 | 100.0 | 100.0 | 100.0 | 100.0 | 100.0 | 100.0 | 100.0 | 100.0 | 100.0 | 100.0 |
|         | 生 産              | 34.0  | 37.3  | 39.4  | 42.9  | 46.2  | 47.9  | 46.1  | 47.4  | 45.4  | 42.9  | 42.5  | 35.3  | 37.8  |
|         | 業 林              | 16.0  | 15.6  | 16.6  | 16.2  | 16.3  | 17.3  | 19.1  | 18.4  | 19.5  | 21.4  | 21.1  | 22.9  | 23.2  |
|         | 農 土              | 6.9   | 8.4   | 9.0   | 7.8   | 8.5   | 9.4   | 9.8   | 10.7  | 9.9   | 10.0  | 9.6   | 11.4  | 10.8  |
|         | 国 土              | 10.1  | 10.3  | 12.7  | 11.6  | 13.4  | 13.6  | 14.8  | 15.0  | 14.5  | 17.5  | 18.3  | 18.5  | 17.9  |
|         | 其 他              | 33.0  | 28.4  | 22.3  | 21.6  | 15.6  | 11.9  | 10.2  | 8.5   | 10.7  | 8.2   | 8.6   | 11.9  | 10.4  |
| 石 川 県   | 合 計              | 100.0 | 100.0 | 100.0 | 100.0 | 100.0 | 100.0 | 100.0 | 100.0 | 100.0 | 100.0 | 100.0 | 100.0 | 100.0 |
|         | 生 産              | 47.0  | 47.0  | 41.0  | 43.0  | 47.1  | 40.4  | 36.4  | 31.9  | 29.8  | 33.7  | 38.7  | 44.2  | 37.7  |
|         | 業 林              | 19.2  | 21.2  | 21.7  | 21.2  | 20.3  | 21.6  | 18.5  | 17.0  | 16.5  | 17.3  | 18.8  | 19.8  | 19.0  |
|         | 農 土              | 6.6   | 6.1   | 7.6   | 7.0   | 7.5   | 7.8   | 8.5   | 7.2   | 7.2   | 7.1   | 6.4   | 7.3   | 7.7   |
|         | 国 土              | 8.5   | 8.1   | 9.5   | 8.7   | 8.3   | 7.8   | 8.3   | 7.4   | 8.2   | 9.5   | 9.5   | 9.6   | 9.3   |
|         | 其 他              | 18.8  | 17.6  | 20.2  | 20.2  | 16.8  | 22.3  | 28.2  | 36.5  | 38.4  | 32.5  | 26.7  | 19.1  | 26.2  |
| 福 井 県   | 合 計              | 100.0 | 100.0 | 100.0 | 100.0 | 100.0 | 100.0 | 100.0 | 100.0 | 100.0 | 100.0 | 100.0 | 100.0 | 100.0 |
|         | 生 産              | 39.7  | 40.1  | 37.9  | 36.7  | 39.5  | 32.8  | 27.7  | 20.3  | 15.9  | 18.3  | 18.3  | 25.5  | 30.5  |
|         | 業 林              | 24.9  | 24.0  | 23.2  | 21.6  | 19.3  | 20.6  | 21.9  | 19.4  | 19.1  | 16.9  | 20.9  | 25.0  | 21.7  |
|         | 農 土              | 13.6  | 14.6  | 12.2  | 13.6  | 13.1  | 8.7   | 8.3   | 7.6   | 6.0   | 4.7   | 5.2   | 5.4   | 6.7   |
|         | 国 土              | 10.1  | 9.3   | 11.8  | 11.8  | 9.9   | 10.1  | 8.5   | 8.9   | 9.2   | 8.0   | 9.4   | 10.8  | 14.4  |
|         | 其 他              | 11.7  | 12.0  | 14.9  | 16.3  | 18.2  | 27.9  | 33.6  | 43.8  | 49.8  | 52.1  | 46.2  | 33.2  | 26.7  |
| 山 梨 県   | 合 計              | 100.0 | 100.0 | 100.0 | 100.0 | 100.0 | 100.0 | 100.0 | 100.0 | 100.0 | 100.0 | 100.0 | 100.0 | 100.0 |
|         | 生 産              | 38.8  | 39.8  | 36.6  | 37.9  | 41.6  | 37.8  | 36.1  | 32.2  | 36.6  | 30.3  | 32.9  | 34.5  | 37.5  |
|         | 業 林              | 27.8  | 25.0  | 28.2  | 30.7  | 30.8  | 35.8  | 35.1  | 38.7  | 33.7  | 33.8  | 30.0  | 25.9  | 25.2  |
|         | 農 土              | 10.4  | 9.2   | 9.3   | 9.6   | 9.0   | 8.4   | 9.3   | 9.3   | 8.3   | 9.2   | 8.9   | 9.7   | 9.8   |
|         | 国 土              | 13.5  | 11.8  | 13.6  | 11.2  | 8.9   | 9.6   | 8.9   | 10.0  | 12.0  | 14.3  | 17.3  | 16.0  | 16.6  |
|         | 其 他              | 9.6   | 14.2  | 12.3  | 10.7  | 9.7   | 8.5   | 10.5  | 9.8   | 9.5   | 12.4  | 10.9  | 13.8  | 10.9  |
| 長 野 県   | 合 計              | 100.0 | 100.0 | 100.0 | 100.0 | 100.0 | 100.0 | 100.0 | 100.0 | 100.0 | 100.0 | 100.0 | 100.0 | 100.0 |
|         | 生 産              | 46.2  | 46.0  | 43.6  | 45.7  | 48.8  | 47.8  | 44.2  | 42.8  | 42.3  | 36.6  | 35.3  | 36.2  | 38.0  |
|         | 業 林              | 17.3  | 17.5  | 18.1  | 17.2  | 17.8  | 19.4  | 21.7  | 21.1  | 19.7  | 18.9  | 21.2  | 20.3  | 20.7  |
|         | 農 土              | 7.3   | 7.3   | 8.2   | 7.9   | 7.1   | 6.4   | 7.2   | 7.0   | 5.9   | 5.3   | 5.3   | 6.2   | 5.5   |
|         | 国 土              | 13.7  | 12.6  | 14.9  | 12.3  | 12.4  | 13.3  | 11.6  | 13.4  | 13.9  | 15.3  | 19.0  | 17.7  | 17.3  |
|         | 其 他              | 15.5  | 16.5  | 15.2  | 17.0  | 13.9  | 13.2  | 15.2  | 15.7  | 18.2  | 23.9  | 19.2  | 19.6  | 18.4  |
| 岐 阜 県   | 合 計              | 100.0 | 100.0 | 100.0 | 100.0 | 100.0 | 100.0 | 100.0 | 100.0 | 100.0 | 100.0 | 100.0 | 100.0 | 100.0 |
|         | 生 産              | 48.0  | 45.6  | 40.5  | 41.6  | 41.7  | 43.3  | 41.6  | 39.3  | 36.9  | 34.8  | 33.5  | 37.2  | 40.9  |
|         | 業 林              | 23.0  | 25.2  | 26.1  | 26.9  | 25.7  | 25.0  | 27.1  | 25.1  | 24.2  | 24.4  | 26.1  | 24.1  | 25.4  |
|         | 農 土              | 7.7   | 6.6   | 8.0   | 7.6   | 6.9   | 7.2   | 7.8   | 7.1   | 6.5   | 6.6   | 6.2   | 6.5   | 6.4   |
|         | 国 土              | 12.5  | 12.4  | 16.0  | 13.8  | 13.0  | 12.2  | 12.7  | 13.2  | 14.9  | 14.4  | 15.0  | 14.6  | 15.1  |
|         | 其 他              | 8.8   | 10.1  | 9.4   | 10.1  | 12.7  | 12.4  | 10.9  | 15.3  | 17.5  | 19.7  | 19.1  | 17.6  | 12.2  |
| 静 岡 県   | 合 計              | 100.0 | 100.0 | 100.0 | 100.0 | 100.0 | 100.0 | 100.0 | 100.0 | 100.0 | 100.0 | 100.0 | 100.0 | 100.0 |
|         | 生 産              | 53.6  | 52.4  | 49.9  | 50.1  | 49.2  | 51.6  | 51.1  | 48.9  | 51.3  | 47.9  | 43.3  | 47.5  | 50.4  |
|         | 業 林              | 17.6  | 16.7  | 17.0  | 17.3  | 16.3  | 16.9  | 19.1  | 18.8  | 16.8  | 17.9  | 20.3  | 19.0  | 15.9  |
|         | 農 土              | 5.9   | 5.9   | 7.2   | 6.5   | 6.1   | 6.7   | 7.1   | 6.0   | 6.5   | 6.6   | 6.7   | 5.9   | 5.6   |
|         | 国 土              | 11.4  | 11.1  | 13.9  | 13.2  | 12.8  | 13.7  | 12.6  | 13.1  | 12.8  | 14.2  | 16.7  | 13.9  | 13.3  |
|         | 其 他              | 11.5  | 13.9  | 12.1  | 13.0  | 15.6  | 11.2  | 10.1  | 13.2  | 12.5  | 13.3  | 13.0  | 13.7  | 14.8  |
| 愛 知 県   | 合 計              | 100.0 | 100.0 | 100.0 | 100.0 | 100.0 | 100.0 | 100.0 | 100.0 | 100.0 | 100.0 | 100.0 | 100.0 | 100.0 |
|         | 生 産              | 60.0  | 59.3  | 57.9  | 58.5  | 61.0  | 58.7  | 57.7  | 59.7  | 57.0  | 56.7  | 54.2  | 54.5  | 55.2  |
|         | 業 林              | 16.5  | 16.4  | 17.9  | 17.3  | 16.0  | 17.9  | 17.1  | 14.6  | 14.9  | 17.5  | 16.4  | 16.4  | 16.2  |
|         | 農 土              | 3.9   | 4.1   | 4.7   | 3.9   | 4.0   | 4.4   | 4.8   | 4.5   | 4.6   | 4.6   | 5.0   | 5.9   | 5.3   |
|         | 国 土              | 8.1   | 9.5   | 9.2   | 8.5   | 7.4   | 8.3   | 7.3   | 7.4   | 8.5   | 9.9   | 11.9  | 10.6  | 10.8  |
|         | 其 他              | 11.6  | 10.7  | 10.4  | 11.8  | 11.6  | 10.7  | 13.1  | 13.8  | 15.0  | 11.4  | 12.4  | 12.5  | 12.5  |

第5-2表 事業目的別にみた都道府県別投資額の推移（構成比）（つづき）（単位：％）

| 都道府県 | 年度<br>区分 | 平成23  | 24    | 25    | 26    | 27    | 28    | 29    | 30    | 令和元   | 2     | 3     | 4     | 5     |
|------|----------|-------|-------|-------|-------|-------|-------|-------|-------|-------|-------|-------|-------|-------|
|      |          |       |       |       |       |       |       |       |       |       |       |       |       |       |
| 三重県  | 合計       | 100.0 | 100.0 | 100.0 | 100.0 | 100.0 | 100.0 | 100.0 | 100.0 | 100.0 | 100.0 | 100.0 | 100.0 | 100.0 |
|      | 生産       | 43.4  | 37.5  | 40.5  | 43.7  | 45.3  | 44.8  | 45.7  | 44.4  | 48.8  | 41.4  | 39.9  | 41.3  | 40.0  |
|      | 業        | 28.2  | 28.5  | 29.1  | 24.8  | 24.3  | 27.4  | 26.4  | 26.0  | 23.5  | 26.8  | 28.2  | 30.3  | 29.1  |
|      | 林        | 6.2   | 5.1   | 5.4   | 4.7   | 4.6   | 5.0   | 6.1   | 4.8   | 6.2   | 5.6   | 5.4   | 5.4   | 6.0   |
|      | 土        | 10.5  | 12.2  | 13.4  | 15.3  | 12.4  | 12.2  | 10.4  | 9.9   | 11.8  | 15.2  | 17.1  | 13.9  | 13.7  |
| 滋賀県  | 合計       | 100.0 | 100.0 | 100.0 | 100.0 | 100.0 | 100.0 | 100.0 | 100.0 | 100.0 | 100.0 | 100.0 | 100.0 | 100.0 |
|      | 生産       | 58.1  | 59.6  | 52.3  | 54.4  | 59.4  | 55.0  | 53.9  | 51.5  | 50.8  | 52.3  | 48.1  | 45.1  | 47.4  |
|      | 業        | 19.4  | 17.0  | 20.9  | 16.6  | 16.0  | 17.7  | 18.9  | 20.7  | 22.7  | 21.0  | 27.1  | 28.2  | 25.7  |
|      | 林        | 5.0   | 4.9   | 5.3   | 4.9   | 4.9   | 6.2   | 6.5   | 6.9   | 6.2   | 6.4   | 6.6   | 7.5   | 6.3   |
|      | 土        | 7.5   | 7.4   | 8.2   | 8.5   | 8.2   | 8.7   | 7.9   | 8.8   | 10.6  | 9.7   | 11.0  | 10.7  | 10.5  |
| 京都府  | 合計       | 100.0 | 100.0 | 100.0 | 100.0 | 100.0 | 100.0 | 100.0 | 100.0 | 100.0 | 100.0 | 100.0 | 100.0 | 100.0 |
|      | 生産       | 58.8  | 53.6  | 51.8  | 50.8  | 56.5  | 58.2  | 58.0  | 51.0  | 50.8  | 50.6  | 51.3  | 51.8  | 55.7  |
|      | 業        | 18.2  | 23.6  | 19.2  | 20.0  | 13.2  | 13.2  | 11.1  | 11.3  | 11.5  | 14.9  | 15.7  | 15.4  | 14.7  |
|      | 林        | 2.9   | 2.9   | 2.6   | 2.7   | 2.5   | 3.0   | 3.3   | 2.6   | 2.4   | 3.2   | 2.8   | 3.2   | 3.4   |
|      | 土        | 9.2   | 9.6   | 12.0  | 11.1  | 13.4  | 13.0  | 12.9  | 12.8  | 13.0  | 15.8  | 15.5  | 12.5  | 12.4  |
| 大阪府  | 合計       | 100.0 | 100.0 | 100.0 | 100.0 | 100.0 | 100.0 | 100.0 | 100.0 | 100.0 | 100.0 | 100.0 | 100.0 | 100.0 |
|      | 生産       | 66.9  | 66.8  | 67.0  | 67.9  | 70.0  | 67.0  | 68.1  | 73.1  | 73.0  | 71.2  | 70.8  | 71.9  | 72.6  |
|      | 業        | 10.3  | 10.0  | 11.2  | 9.6   | 9.3   | 11.8  | 9.3   | 9.0   | 9.7   | 10.0  | 10.1  | 10.0  | 10.4  |
|      | 林        | 0.7   | 0.9   | 0.7   | 0.6   | 0.5   | 0.9   | 0.8   | 0.5   | 0.6   | 0.6   | 0.6   | 0.5   | 0.6   |
|      | 土        | 5.8   | 5.7   | 6.6   | 6.9   | 7.3   | 7.7   | 6.9   | 7.1   | 7.9   | 8.3   | 8.3   | 7.5   | 6.4   |
| 兵庫県  | 合計       | 100.0 | 100.0 | 100.0 | 100.0 | 100.0 | 100.0 | 100.0 | 100.0 | 100.0 | 100.0 | 100.0 | 100.0 | 100.0 |
|      | 生産       | 53.9  | 55.5  | 55.5  | 56.6  | 57.4  | 53.1  | 55.5  | 52.2  | 51.5  | 54.3  | 52.4  | 52.5  | 54.6  |
|      | 業        | 17.2  | 15.2  | 17.0  | 16.2  | 15.0  | 17.9  | 17.0  | 16.9  | 16.8  | 16.2  | 19.6  | 19.8  | 19.6  |
|      | 林        | 4.7   | 3.6   | 3.8   | 3.9   | 4.4   | 6.6   | 4.7   | 5.0   | 4.7   | 3.8   | 4.0   | 4.6   | 4.9   |
|      | 土        | 10.7  | 11.8  | 11.2  | 10.4  | 9.1   | 9.3   | 9.6   | 9.9   | 10.4  | 10.8  | 11.8  | 10.5  | 9.7   |
| 奈良県  | 合計       | 100.0 | 100.0 | 100.0 | 100.0 | 100.0 | 100.0 | 100.0 | 100.0 | 100.0 | 100.0 | 100.0 | 100.0 | 100.0 |
|      | 生産       | 48.9  | 45.8  | 48.7  | 50.2  | 47.9  | 50.5  | 49.1  | 47.1  | 51.5  | 46.7  | 45.7  | 44.6  | 51.0  |
|      | 業        | 26.2  | 23.7  | 21.8  | 21.9  | 22.6  | 21.6  | 25.6  | 25.5  | 21.6  | 23.6  | 24.2  | 25.9  | 21.8  |
|      | 林        | 5.8   | 5.5   | 5.5   | 6.0   | 5.4   | 5.2   | 4.2   | 3.5   | 3.1   | 3.4   | 3.3   | 3.4   | 3.2   |
|      | 土        | 9.6   | 10.5  | 12.4  | 11.5  | 13.2  | 12.2  | 12.8  | 12.8  | 13.0  | 15.2  | 14.8  | 14.9  | 13.9  |
| 和歌山県 | 合計       | 100.0 | 100.0 | 100.0 | 100.0 | 100.0 | 100.0 | 100.0 | 100.0 | 100.0 | 100.0 | 100.0 | 100.0 | 100.0 |
|      | 生産       | 35.9  | 31.9  | 29.0  | 29.2  | 27.3  | 30.3  | 34.7  | 30.7  | 33.5  | 33.2  | 26.7  | 30.6  | 29.0  |
|      | 業        | 34.6  | 32.4  | 41.6  | 43.1  | 47.4  | 37.8  | 30.9  | 33.1  | 29.6  | 31.9  | 36.6  | 38.0  | 34.9  |
|      | 林        | 6.4   | 5.4   | 5.6   | 4.9   | 4.5   | 6.4   | 7.2   | 6.9   | 7.0   | 7.0   | 7.1   | 6.6   | 5.9   |
|      | 土        | 9.1   | 9.5   | 12.5  | 12.0  | 10.4  | 11.8  | 14.3  | 16.5  | 15.5  | 14.8  | 16.8  | 15.1  | 14.2  |
| 鳥取県  | 合計       | 100.0 | 100.0 | 100.0 | 100.0 | 100.0 | 100.0 | 100.0 | 100.0 | 100.0 | 100.0 | 100.0 | 100.0 | 100.0 |
|      | 生産       | 33.6  | 32.3  | 30.2  | 32.4  | 31.1  | 30.9  | 29.0  | 34.1  | 27.2  | 31.5  | 35.2  | 31.5  | 31.3  |
|      | 業        | 29.3  | 30.3  | 35.1  | 32.1  | 36.6  | 38.5  | 35.3  | 27.6  | 27.0  | 29.6  | 28.7  | 31.4  | 30.0  |
|      | 林        | 8.0   | 7.1   | 6.6   | 7.4   | 6.1   | 5.8   | 9.5   | 6.9   | 7.6   | 7.7   | 7.1   | 7.1   | 6.5   |
|      | 土        | 17.6  | 13.5  | 15.9  | 13.2  | 12.8  | 11.7  | 10.6  | 11.4  | 13.6  | 16.8  | 16.3  | 15.9  | 15.1  |
| 島根県  | 合計       | 100.0 | 100.0 | 100.0 | 100.0 | 100.0 | 100.0 | 100.0 | 100.0 | 100.0 | 100.0 | 100.0 | 100.0 | 100.0 |
|      | 生産       | 33.6  | 31.7  | 30.9  | 29.4  | 33.5  | 31.7  | 32.5  | 29.0  | 31.3  | 30.2  | 28.9  | 26.4  | 27.4  |
|      | 業        | 30.9  | 30.2  | 28.1  | 27.1  | 27.3  | 31.1  | 32.3  | 34.4  | 31.0  | 31.6  | 31.3  | 29.9  | 29.5  |
|      | 林        | 11.3  | 10.0  | 11.6  | 11.2  | 10.1  | 9.3   | 10.0  | 10.7  | 10.4  | 10.3  | 10.4  | 10.8  | 10.5  |
|      | 土        | 14.8  | 14.5  | 15.1  | 13.0  | 11.3  | 13.1  | 12.2  | 11.6  | 12.0  | 13.1  | 13.3  | 14.7  | 15.0  |
| 岡山県  | 合計       | 100.0 | 100.0 | 100.0 | 100.0 | 100.0 | 100.0 | 100.0 | 100.0 | 100.0 | 100.0 | 100.0 | 100.0 | 100.0 |
|      | 生産       | 52.1  | 52.3  | 49.4  | 51.8  | 55.7  | 52.8  | 54.2  | 45.9  | 39.8  | 45.0  | 44.5  | 47.2  | 48.3  |
|      | 業        | 18.6  | 18.5  | 18.6  | 18.0  | 18.2  | 18.3  | 18.1  | 17.3  | 16.0  | 16.7  | 17.7  | 17.8  | 17.6  |
|      | 林        | 8.8   | 8.6   | 8.7   | 8.8   | 8.8   | 8.5   | 9.3   | 8.2   | 7.6   | 7.8   | 7.5   | 8.3   | 8.3   |
|      | 土        | 7.0   | 8.7   | 9.6   | 8.4   | 7.6   | 8.0   | 7.8   | 7.7   | 12.2  | 13.4  | 15.4  | 12.8  | 12.4  |
| 広島県  | 合計       | 100.0 | 100.0 | 100.0 | 100.0 | 100.0 | 100.0 | 100.0 | 100.0 | 100.0 | 100.0 | 100.0 | 100.0 | 100.0 |
|      | 生産       | 50.2  | 51.8  | 52.9  | 52.8  | 53.8  | 54.2  | 54.5  | 45.8  | 41.9  | 42.7  | 44.3  | 45.8  | 51.1  |
|      | 業        | 24.7  | 24.1  | 23.4  | 20.0  | 15.9  | 17.7  | 18.5  | 14.7  | 16.7  | 17.4  | 18.3  | 20.2  | 18.9  |
|      | 林        | 4.1   | 4.3   | 4.3   | 4.4   | 4.3   | 4.7   | 4.7   | 3.2   | 3.2   | 3.5   | 3.7   | 3.5   | 3.8   |
|      | 土        | 9.1   | 8.2   | 8.6   | 8.6   | 9.8   | 10.5  | 11.2  | 10.1  | 12.8  | 15.4  | 12.6  | 13.5  | 14.3  |
| 山口県  | 合計       | 100.0 | 100.0 | 100.0 | 100.0 | 100.0 | 100.0 | 100.0 | 100.0 | 100.0 | 100.0 | 100.0 | 100.0 | 100.0 |
|      | 生産       | 46.3  | 46.1  | 40.8  | 43.7  | 46.1  | 42.4  | 44.2  | 44.2  | 40.4  | 39.6  | 34.5  | 38.5  | 40.3  |
|      | 業        | 24.1  | 20.0  | 21.3  | 22.4  | 21.4  | 21.3  | 23.4  | 20.8  | 22.2  | 26.1  | 27.5  | 27.2  | 23.8  |
|      | 林        | 6.9   | 7.2   | 8.1   | 5.5   | 6.2   | 6.5   | 8.0   | 7.7   | 7.3   | 8.3   | 7.7   | 9.2   | 7.4   |
|      | 土        | 8.9   | 10.3  | 12.0  | 10.7  | 11.4  | 10.6  | 9.4   | 8.7   | 9.8   | 11.6  | 12.3  | 11.2  | 9.6   |
|      | その他      | 13.9  | 16.4  | 17.8  | 17.8  | 14.9  | 19.1  | 14.9  | 18.6  | 20.4  | 14.4  | 17.9  | 13.8  | 18.8  |

第5-2表 事業目的別にみた都道府県別投資額の推移（構成比）（つづき）

（単位：％）

| 都道府県 | 年度区分 | 平成23  | 24    | 25    | 26    | 27    | 28    | 29    | 30    | 令和元   | 2     | 3     | 4     | 5     |
|------|------|-------|-------|-------|-------|-------|-------|-------|-------|-------|-------|-------|-------|-------|
|      |      |       |       |       |       |       |       |       |       |       |       |       |       |       |
| 徳島県  | 計    | 100.0 | 100.0 | 100.0 | 100.0 | 100.0 | 100.0 | 100.0 | 100.0 | 100.0 | 100.0 | 100.0 | 100.0 | 100.0 |
|      | 生産   | 41.6  | 37.7  | 37.7  | 34.0  | 36.5  | 32.0  | 34.2  | 32.1  | 28.9  | 25.2  | 27.2  | 31.3  | 30.6  |
|      | 業    | 20.0  | 18.8  | 18.9  | 19.9  | 19.3  | 21.8  | 23.6  | 24.8  | 25.5  | 28.4  | 29.0  | 26.9  | 26.8  |
|      | 農    | 12.1  | 11.7  | 10.4  | 11.0  | 10.4  | 10.9  | 12.9  | 12.0  | 10.8  | 9.9   | 10.7  | 9.9   | 10.4  |
|      | 林    | 14.3  | 17.9  | 20.4  | 18.1  | 18.0  | 20.8  | 16.7  | 19.1  | 21.8  | 24.2  | 24.4  | 22.3  | 21.8  |
| 香川県  | 計    | 100.0 | 100.0 | 100.0 | 100.0 | 100.0 | 100.0 | 100.0 | 100.0 | 100.0 | 100.0 | 100.0 | 100.0 | 100.0 |
|      | 生産   | 54.5  | 47.1  | 51.4  | 52.4  | 54.8  | 53.3  | 49.0  | 43.8  | 46.9  | 41.3  | 45.7  | 48.3  | 50.0  |
|      | 業    | 18.5  | 19.9  | 20.0  | 17.6  | 15.5  | 17.7  | 17.7  | 19.5  | 19.8  | 22.7  | 22.4  | 22.6  | 22.9  |
|      | 農    | 7.7   | 9.8   | 8.1   | 6.3   | 6.4   | 7.2   | 8.6   | 9.1   | 8.4   | 8.2   | 7.8   | 7.6   | 6.2   |
|      | 林    | 8.0   | 9.5   | 10.1  | 8.3   | 7.7   | 8.3   | 9.2   | 12.1  | 12.2  | 12.3  | 10.7  | 9.8   | 8.8   |
| 愛媛県  | 計    | 100.0 | 100.0 | 100.0 | 100.0 | 100.0 | 100.0 | 100.0 | 100.0 | 100.0 | 100.0 | 100.0 | 100.0 | 100.0 |
|      | 生産   | 45.0  | 44.3  | 40.7  | 42.5  | 44.4  | 40.9  | 43.3  | 38.2  | 35.0  | 33.5  | 31.6  | 33.0  | 35.7  |
|      | 業    | 25.7  | 23.5  | 25.2  | 24.0  | 24.2  | 26.3  | 26.4  | 23.5  | 20.6  | 25.2  | 26.0  | 24.8  | 23.5  |
|      | 農    | 9.4   | 10.2  | 9.1   | 8.0   | 7.7   | 8.4   | 8.6   | 7.7   | 7.5   | 8.6   | 8.3   | 9.7   | 9.7   |
|      | 林    | 12.0  | 11.1  | 14.4  | 13.8  | 13.4  | 12.7  | 12.2  | 13.1  | 15.1  | 17.1  | 19.7  | 19.5  | 20.9  |
| 高知県  | 計    | 100.0 | 100.0 | 100.0 | 100.0 | 100.0 | 100.0 | 100.0 | 100.0 | 100.0 | 100.0 | 100.0 | 100.0 | 100.0 |
|      | 生産   | 30.6  | 29.6  | 28.6  | 29.7  | 29.1  | 33.2  | 34.4  | 32.1  | 26.6  | 25.5  | 24.4  | 27.7  | 26.9  |
|      | 業    | 28.7  | 30.4  | 31.1  | 28.4  | 26.1  | 25.6  | 27.6  | 26.2  | 27.0  | 28.9  | 29.2  | 29.2  | 29.8  |
|      | 農    | 12.5  | 9.8   | 10.2  | 9.9   | 9.6   | 7.7   | 9.1   | 8.0   | 8.3   | 8.1   | 8.8   | 9.6   | 9.9   |
|      | 林    | 15.8  | 16.8  | 16.1  | 15.5  | 16.5  | 18.5  | 14.6  | 16.0  | 16.5  | 18.5  | 20.5  | 17.8  | 17.8  |
| 福岡県  | 計    | 100.0 | 100.0 | 100.0 | 100.0 | 100.0 | 100.0 | 100.0 | 100.0 | 100.0 | 100.0 | 100.0 | 100.0 | 100.0 |
|      | 生産   | 56.4  | 54.3  | 54.1  | 56.0  | 58.0  | 55.7  | 53.7  | 51.6  | 49.2  | 51.1  | 49.9  | 49.8  | 52.0  |
|      | 業    | 18.3  | 17.5  | 17.9  | 16.2  | 16.1  | 17.1  | 17.7  | 16.9  | 18.0  | 18.1  | 18.4  | 18.8  | 19.4  |
|      | 農    | 5.3   | 5.1   | 5.2   | 5.0   | 4.4   | 4.8   | 5.4   | 4.8   | 4.5   | 4.4   | 4.5   | 5.1   | 4.8   |
|      | 林    | 10.5  | 10.1  | 11.4  | 11.2  | 11.0  | 12.1  | 11.0  | 11.1  | 12.4  | 11.6  | 11.3  | 11.7  | 9.5   |
| 佐賀県  | 計    | 100.0 | 100.0 | 100.0 | 100.0 | 100.0 | 100.0 | 100.0 | 100.0 | 100.0 | 100.0 | 100.0 | 100.0 | 100.0 |
|      | 生産   | 40.2  | 41.4  | 42.3  | 41.1  | 42.0  | 37.6  | 37.0  | 34.8  | 36.3  | 34.2  | 36.7  | 37.9  | 38.8  |
|      | 業    | 21.4  | 18.7  | 19.0  | 18.7  | 18.8  | 18.5  | 20.0  | 18.9  | 18.0  | 19.9  | 18.3  | 17.1  | 17.6  |
|      | 農    | 10.7  | 9.3   | 12.2  | 13.3  | 12.8  | 12.1  | 13.0  | 12.8  | 10.8  | 9.4   | 9.8   | 9.8   | 10.8  |
|      | 林    | 14.5  | 11.1  | 13.0  | 11.5  | 10.7  | 12.5  | 12.8  | 13.6  | 13.7  | 13.4  | 14.2  | 16.0  | 18.5  |
| 長崎県  | 計    | 100.0 | 100.0 | 100.0 | 100.0 | 100.0 | 100.0 | 100.0 | 100.0 | 100.0 | 100.0 | 100.0 | 100.0 | 100.0 |
|      | 生産   | 44.2  | 44.5  | 42.4  | 40.4  | 41.5  | 34.1  | 34.7  | 34.3  | 36.6  | 32.3  | 32.1  | 32.8  | 34.3  |
|      | 業    | 21.8  | 19.9  | 21.2  | 20.1  | 20.9  | 19.5  | 16.7  | 17.2  | 16.4  | 16.9  | 22.3  | 22.2  | 25.1  |
|      | 農    | 11.6  | 11.1  | 12.9  | 13.2  | 10.8  | 10.5  | 10.4  | 10.6  | 9.5   | 10.3  | 9.7   | 11.3  | 13.0  |
|      | 林    | 7.5   | 7.8   | 7.8   | 7.6   | 7.7   | 7.5   | 6.8   | 8.1   | 8.1   | 8.9   | 11.1  | 13.0  | 13.6  |
| 熊本県  | 計    | 100.0 | 100.0 | 100.0 | 100.0 | 100.0 | 100.0 | 100.0 | 100.0 | 100.0 | 100.0 | 100.0 | 100.0 | 100.0 |
|      | 生産   | 47.1  | 48.0  | 42.6  | 41.3  | 46.0  | 32.6  | 29.2  | 30.3  | 36.5  | 33.7  | 31.9  | 33.3  | 33.9  |
|      | 業    | 17.4  | 16.1  | 16.6  | 17.7  | 17.9  | 13.1  | 12.7  | 12.9  | 14.5  | 16.6  | 17.5  | 17.2  | 17.0  |
|      | 農    | 11.2  | 10.2  | 11.8  | 12.6  | 10.4  | 8.8   | 8.5   | 7.5   | 8.6   | 8.4   | 8.6   | 8.6   | 9.0   |
|      | 林    | 10.4  | 11.9  | 16.7  | 15.6  | 13.9  | 13.2  | 11.9  | 12.5  | 11.4  | 14.4  | 14.1  | 15.0  | 16.4  |
| 大分県  | 計    | 100.0 | 100.0 | 100.0 | 100.0 | 100.0 | 100.0 | 100.0 | 100.0 | 100.0 | 100.0 | 100.0 | 100.0 | 100.0 |
|      | 生産   | 41.5  | 38.9  | 31.1  | 34.4  | 39.0  | 35.5  | 35.7  | 32.9  | 33.2  | 31.7  | 29.5  | 31.2  | 33.7  |
|      | 業    | 27.1  | 25.0  | 28.0  | 29.9  | 23.6  | 25.8  | 24.9  | 23.0  | 22.2  | 23.1  | 24.4  | 24.9  | 24.6  |
|      | 農    | 11.2  | 10.0  | 10.1  | 9.4   | 10.9  | 11.2  | 11.2  | 13.0  | 12.4  | 12.6  | 10.8  | 11.6  | 11.3  |
|      | 林    | 8.5   | 9.6   | 13.0  | 11.5  | 13.6  | 17.1  | 13.6  | 14.1  | 16.1  | 15.2  | 16.4  | 16.7  | 12.9  |
| 宮崎県  | 計    | 100.0 | 100.0 | 100.0 | 100.0 | 100.0 | 100.0 | 100.0 | 100.0 | 100.0 | 100.0 | 100.0 | 100.0 | 100.0 |
|      | 生産   | 33.6  | 32.6  | 32.7  | 34.0  | 35.0  | 32.1  | 28.3  | 29.1  | 31.5  | 31.4  | 28.7  | 28.5  | 28.6  |
|      | 業    | 29.4  | 31.1  | 27.3  | 27.2  | 27.4  | 29.7  | 25.8  | 27.1  | 24.7  | 24.1  | 30.1  | 26.9  | 24.3  |
|      | 農    | 15.3  | 14.2  | 16.8  | 17.0  | 15.4  | 13.9  | 18.8  | 17.1  | 15.3  | 13.1  | 13.4  | 14.5  | 13.6  |
|      | 林    | 10.5  | 11.9  | 14.3  | 10.7  | 11.3  | 12.1  | 11.3  | 12.7  | 12.7  | 15.1  | 14.1  | 13.2  | 14.3  |
| 鹿児島県 | 計    | 100.0 | 100.0 | 100.0 | 100.0 | 100.0 | 100.0 | 100.0 | 100.0 | 100.0 | 100.0 | 100.0 | 100.0 | 100.0 |
|      | 生産   | 40.5  | 38.8  | 35.6  | 39.3  | 38.2  | 35.3  | 36.6  | 37.2  | 39.0  | 36.0  | 32.8  | 33.4  | 37.1  |
|      | 業    | 21.2  | 21.9  | 23.7  | 22.0  | 21.6  | 22.2  | 19.8  | 20.5  | 20.3  | 22.5  | 23.8  | 26.6  | 25.2  |
|      | 農    | 16.4  | 16.3  | 17.1  | 15.0  | 15.3  | 14.3  | 17.1  | 15.0  | 15.7  | 13.9  | 14.5  | 13.5  | 13.3  |
|      | 林    | 10.9  | 11.6  | 13.1  | 11.8  | 10.9  | 12.0  | 9.7   | 9.9   | 10.1  | 11.3  | 12.4  | 11.6  | 10.5  |
| 沖縄県  | 計    | 100.0 | 100.0 | 100.0 | 100.0 | 100.0 | 100.0 | 100.0 | 100.0 | 100.0 | 100.0 | 100.0 | 100.0 | 100.0 |
|      | 生産   | 45.7  | 43.6  | 42.2  | 42.0  | 43.7  | 43.0  | 41.2  | 39.7  | 41.1  | 39.8  | 39.9  | 46.3  | 50.2  |
|      | 業    | 27.9  | 26.2  | 26.0  | 23.2  | 24.5  | 28.4  | 28.6  | 29.8  | 27.3  | 21.8  | 23.7  | 24.3  | 20.1  |
|      | 農    | 13.5  | 13.4  | 14.7  | 13.0  | 10.5  | 10.1  | 10.4  | 11.0  | 11.0  | 12.1  | 12.1  | 11.8  | 12.3  |
|      | 林    | 6.0   | 4.4   | 3.9   | 7.0   | 5.2   | 5.3   | 6.6   | 6.1   | 5.8   | 7.0   | 7.9   | 7.0   | 6.9   |

第6-1表 事業主体別にみた事業目的別投資額の推移

| 区 分     | 年 度     | 平成11       | 12         | 13         | 14         | 15         | 16         | 17         | 18         |
|---------|---------|------------|------------|------------|------------|------------|------------|------------|------------|
|         |         |            |            |            |            |            |            |            |            |
| 合 計     | 国       | 44,743,778 | 41,391,349 | 38,449,163 | 36,007,311 | 31,594,065 | 27,209,925 | 25,469,096 | 24,151,818 |
|         | 都 道 府 県 | 10,750,122 | 10,439,397 | 9,594,187  | 9,280,076  | 7,801,063  | 5,570,730  | 5,285,200  | 5,309,744  |
|         | 市 町 村   | 15,177,737 | 13,741,718 | 12,576,346 | 11,536,367 | 10,440,792 | 9,372,567  | 8,803,657  | 8,196,006  |
|         |         | 18,815,919 | 17,210,234 | 16,278,629 | 15,190,868 | 13,352,211 | 12,266,628 | 11,380,239 | 10,646,069 |
| 生 活 基 盤 | 国       | 21,020,679 | 19,222,255 | 18,003,949 | 16,952,402 | 15,166,324 | 13,355,008 | 12,352,197 | 11,698,663 |
|         | 都 道 府 県 | 1,622,625  | 1,601,191  | 1,369,828  | 1,382,400  | 1,358,546  | 912,177    | 744,721    | 721,312    |
|         | 市 町 村   | 4,669,129  | 4,083,602  | 3,693,674  | 3,514,499  | 3,252,822  | 2,896,804  | 2,703,511  | 2,515,540  |
|         |         | 14,728,924 | 13,537,463 | 12,940,447 | 12,055,503 | 10,554,956 | 9,546,027  | 8,903,966  | 8,461,811  |
| 産 業 基 盤 | 国       | 9,468,005  | 9,154,507  | 8,584,832  | 8,314,494  | 7,008,462  | 5,398,386  | 5,040,525  | 4,943,661  |
|         | 都 道 府 県 | 5,128,240  | 5,191,662  | 4,846,731  | 4,823,522  | 3,870,976  | 2,600,370  | 2,495,691  | 2,592,268  |
|         | 市 町 村   | 4,103,708  | 3,765,314  | 3,556,756  | 3,319,661  | 2,992,655  | 2,665,312  | 2,425,677  | 2,245,949  |
|         |         | 236,057    | 197,531    | 181,344    | 171,311    | 144,831    | 132,704    | 119,157    | 105,444    |
| 農 林 水 産 | 国       | 4,086,373  | 3,752,507  | 3,454,246  | 3,064,955  | 2,696,250  | 2,362,364  | 2,130,983  | 1,964,691  |
|         | 都 道 府 県 | 580,761    | 577,251    | 545,408    | 490,450    | 452,292    | 425,015    | 430,376    | 423,508    |
|         | 市 町 村   | 2,284,105  | 2,105,284  | 1,946,977  | 1,713,022  | 1,482,796  | 1,301,160  | 1,165,234  | 1,067,924  |
|         |         | 1,221,507  | 1,069,973  | 961,860    | 861,483    | 761,162    | 636,188    | 535,374    | 473,259    |
| 国 土 保 全 | 国       | 4,453,558  | 4,053,598  | 3,691,996  | 3,522,217  | 3,057,993  | 2,573,206  | 2,529,518  | 2,432,657  |
|         | 都 道 府 県 | 1,629,829  | 1,475,682  | 1,392,934  | 1,455,461  | 1,254,344  | 1,001,014  | 1,003,116  | 986,407    |
|         | 市 町 村   | 2,517,518  | 2,291,177  | 2,040,256  | 1,829,282  | 1,588,789  | 1,384,080  | 1,350,946  | 1,288,003  |
|         |         | 306,211    | 286,739    | 258,806    | 237,474    | 214,859    | 188,112    | 175,456    | 158,246    |
| そ の 他   | 国       | 5,715,162  | 5,208,482  | 4,714,139  | 4,153,243  | 3,665,036  | 3,520,961  | 3,415,872  | 3,112,146  |
|         | 都 道 府 県 | 1,788,667  | 1,593,611  | 1,439,285  | 1,128,243  | 864,904    | 632,153    | 611,296    | 586,249    |
|         | 市 町 村   | 1,603,276  | 1,496,342  | 1,338,682  | 1,159,903  | 1,123,730  | 1,125,211  | 1,158,290  | 1,078,589  |
|         |         | 2,323,219  | 2,118,529  | 1,936,172  | 1,865,096  | 1,676,403  | 1,763,597  | 1,646,286  | 1,447,308  |

(単位：百万円)

| 区 分     | 年 度     | 28         | 29         | 30         | 令和元        | 2          | 3          | 4          | 5          |
|---------|---------|------------|------------|------------|------------|------------|------------|------------|------------|
|         |         |            |            |            |            |            |            |            |            |
| 合 計     | 国       | 24,137,629 | 24,326,981 | 25,090,815 | 25,929,619 | 27,551,000 | 26,108,016 | 24,995,317 | 25,565,807 |
|         | 都 道 府 県 | 4,674,821  | 4,777,944  | 4,965,391  | 5,322,687  | 6,157,757  | 5,463,676  | 5,140,146  | 5,010,967  |
|         | 市 町 村   | 8,036,551  | 7,945,252  | 8,726,360  | 8,681,153  | 8,928,907  | 8,984,907  | 8,545,199  | 8,565,116  |
|         |         | 11,426,257 | 11,603,785 | 11,399,063 | 11,925,779 | 12,464,337 | 11,659,433 | 11,309,972 | 11,989,724 |
| 生 活 基 盤 | 国       | 11,748,011 | 11,717,270 | 11,570,366 | 11,940,960 | 12,247,205 | 11,724,450 | 11,579,158 | 12,133,323 |
|         | 都 道 府 県 | 364,860    | 363,283    | 428,874    | 357,692    | 414,097    | 360,015    | 356,890    | 387,860    |
|         | 市 町 村   | 2,439,497  | 2,331,877  | 2,376,168  | 2,489,385  | 2,475,955  | 2,492,816  | 2,421,595  | 2,405,739  |
|         |         | 8,943,653  | 9,022,109  | 8,765,324  | 9,093,884  | 9,357,152  | 8,871,618  | 8,800,673  | 9,339,723  |
| 産 業 基 盤 | 国       | 4,463,095  | 4,647,262  | 4,584,070  | 4,721,637  | 5,250,616  | 5,178,267  | 4,908,593  | 4,847,538  |
|         | 都 道 府 県 | 2,288,013  | 2,417,076  | 2,357,021  | 2,378,528  | 2,640,548  | 2,444,907  | 2,309,621  | 2,305,169  |
|         | 市 町 村   | 2,081,696  | 2,130,334  | 2,120,058  | 2,238,701  | 2,472,400  | 2,574,343  | 2,449,119  | 2,392,699  |
|         |         | 93,386     | 99,852     | 106,992    | 104,407    | 137,668    | 159,017    | 149,853    | 149,670    |
| 農 林 水 産 | 国       | 1,645,697  | 1,778,719  | 1,722,701  | 1,815,383  | 1,851,685  | 1,801,955  | 1,760,975  | 1,794,052  |
|         | 都 道 府 県 | 347,662    | 341,492    | 353,075    | 389,532    | 392,909    | 388,494    | 387,819    | 383,399    |
|         | 市 町 村   | 877,304    | 955,431    | 956,305    | 1,005,100  | 1,038,003  | 1,027,449  | 1,005,193  | 1,022,815  |
|         |         | 420,731    | 481,795    | 413,322    | 420,751    | 420,773    | 386,013    | 367,963    | 387,837    |
| 国 土 保 全 | 国       | 2,187,861  | 2,139,960  | 2,248,431  | 2,631,842  | 2,993,894  | 3,103,178  | 2,835,435  | 2,850,928  |
|         | 都 道 府 県 | 940,158    | 867,417    | 850,346    | 1,083,169  | 1,242,947  | 1,248,599  | 1,079,572  | 1,081,509  |
|         | 市 町 村   | 1,108,238  | 1,122,741  | 1,248,368  | 1,385,455  | 1,559,594  | 1,672,587  | 1,573,795  | 1,574,467  |
|         |         | 139,464    | 149,803    | 149,717    | 163,218    | 191,353    | 181,992    | 182,068    | 194,952    |
| そ の 他   | 国       | 4,092,966  | 4,043,770  | 4,965,247  | 4,819,797  | 5,207,601  | 4,300,166  | 3,911,156  | 3,939,967  |
|         | 都 道 府 県 | 734,128    | 788,676    | 976,077    | 1,113,766  | 1,467,255  | 1,021,661  | 1,006,243  | 853,029    |
|         | 市 町 村   | 1,529,816  | 1,404,869  | 2,025,461  | 1,562,512  | 1,382,955  | 1,217,712  | 1,095,498  | 1,169,395  |
|         |         | 1,829,022  | 1,850,225  | 1,963,709  | 2,143,519  | 2,357,391  | 2,060,793  | 1,809,416  | 1,917,542  |

| 19         | 20         | 21         | 22         | 23         | 24         | 25         | 26         | 27         |
|------------|------------|------------|------------|------------|------------|------------|------------|------------|
| 23,064,485 | 22,394,503 | 23,857,659 | 21,990,079 | 21,465,687 | 21,869,825 | 24,749,805 | 24,667,204 | 23,654,237 |
| 5,469,139  | 5,381,728  | 5,715,959  | 4,497,059  | 4,196,917  | 4,590,210  | 5,597,041  | 4,856,525  | 4,430,421  |
| 7,507,717  | 7,121,688  | 7,612,911  | 7,197,270  | 7,397,845  | 7,103,610  | 7,843,827  | 7,837,565  | 7,582,783  |
| 10,087,629 | 9,891,086  | 10,528,789 | 10,295,750 | 9,870,926  | 10,176,005 | 11,308,937 | 11,973,113 | 11,641,033 |
| 11,200,033 | 11,017,040 | 11,755,300 | 11,146,055 | 10,782,852 | 10,677,259 | 11,765,245 | 12,190,712 | 11,973,073 |
| 774,345    | 747,611    | 810,698    | 552,118    | 486,084    | 568,125    | 690,277    | 556,121    | 539,982    |
| 2,339,060  | 2,318,568  | 2,469,369  | 2,356,486  | 2,602,668  | 2,268,002  | 2,302,371  | 2,398,756  | 2,410,423  |
| 8,086,628  | 7,950,861  | 8,475,233  | 8,237,451  | 7,694,101  | 7,841,132  | 8,772,598  | 9,235,834  | 9,022,668  |
| 4,891,337  | 4,733,930  | 5,027,685  | 4,292,407  | 3,932,072  | 3,985,334  | 4,706,854  | 4,546,547  | 4,218,163  |
| 2,713,535  | 2,647,285  | 2,743,188  | 2,197,956  | 1,956,865  | 2,061,383  | 2,476,855  | 2,357,507  | 2,183,176  |
| 2,078,035  | 1,980,546  | 2,188,343  | 2,010,244  | 1,898,943  | 1,838,347  | 2,125,600  | 2,097,402  | 1,961,125  |
| 99,767     | 106,099    | 96,153     | 84,208     | 76,264     | 85,604     | 104,399    | 91,638     | 73,861     |
| 1,759,807  | 1,646,597  | 1,795,258  | 1,522,881  | 1,422,412  | 1,449,929  | 1,783,086  | 1,752,725  | 1,600,988  |
| 405,424    | 374,874    | 408,548    | 290,868    | 283,145    | 292,256    | 386,022    | 381,203    | 337,981    |
| 949,052    | 877,265    | 926,691    | 828,448    | 778,700    | 769,077    | 922,467    | 909,423    | 806,173    |
| 405,331    | 394,458    | 460,020    | 403,565    | 360,566    | 388,596    | 474,597    | 462,099    | 456,834    |
| 2,299,032  | 2,172,275  | 2,371,304  | 2,041,292  | 1,905,041  | 1,925,330  | 2,472,720  | 2,254,126  | 2,037,698  |
| 970,757    | 945,300    | 1,090,827  | 887,487    | 802,427    | 831,741    | 1,158,685  | 981,833    | 841,020    |
| 1,179,535  | 1,081,139  | 1,134,139  | 1,021,429  | 976,703    | 966,107    | 1,176,704  | 1,128,079  | 1,058,926  |
| 148,740    | 145,836    | 146,338    | 132,377    | 125,911    | 127,482    | 137,330    | 144,214    | 137,752    |
| 2,914,276  | 2,824,661  | 2,908,112  | 2,987,443  | 3,423,310  | 3,831,972  | 4,021,901  | 3,923,094  | 3,824,316  |
| 605,077    | 666,659    | 662,698    | 568,631    | 668,396    | 836,704    | 885,203    | 579,860    | 528,262    |
| 962,035    | 864,171    | 894,369    | 980,663    | 1,140,830  | 1,262,077  | 1,316,684  | 1,303,905  | 1,346,137  |
| 1,347,163  | 1,293,832  | 1,351,044  | 1,438,149  | 1,614,083  | 1,733,191  | 1,820,014  | 2,039,329  | 1,949,917  |

第6-2表 事業主体別にみた事業目的別投資額の推移（構成比）

| 区 分     | 年 度 |  | 平成11  | 12    | 13    | 14    | 15    | 16    | 17    | 18    | 19    | 20    | 21    | 22    |
|---------|-----|--|-------|-------|-------|-------|-------|-------|-------|-------|-------|-------|-------|-------|
|         |     |  |       |       |       |       |       |       |       |       |       |       |       |       |
| 合 計     |     |  | 100.0 | 100.0 | 100.0 | 100.0 | 100.0 | 100.0 | 100.0 | 100.0 | 100.0 | 100.0 | 100.0 | 100.0 |
| 国       |     |  | 24.0  | 25.2  | 25.0  | 25.8  | 24.7  | 20.5  | 20.8  | 22.0  | 23.7  | 24.0  | 24.0  | 20.5  |
| 都 道 府 県 |     |  | 33.9  | 33.2  | 32.7  | 32.0  | 33.0  | 34.4  | 34.6  | 33.9  | 32.6  | 31.8  | 31.9  | 32.7  |
| 市 町 村   |     |  | 42.1  | 41.6  | 42.3  | 42.2  | 42.3  | 45.1  | 44.7  | 44.1  | 43.7  | 44.2  | 44.1  | 46.8  |
| 生 活 基 盤 |     |  | 100.0 | 100.0 | 100.0 | 100.0 | 100.0 | 100.0 | 100.0 | 100.0 | 100.0 | 100.0 | 100.0 | 100.0 |
| 国       |     |  | 7.7   | 8.3   | 7.6   | 8.2   | 9.0   | 6.8   | 6.0   | 6.2   | 6.9   | 6.8   | 6.9   | 5.0   |
| 都 道 府 県 |     |  | 22.2  | 21.2  | 20.5  | 20.7  | 21.4  | 21.7  | 21.9  | 21.5  | 20.9  | 21.0  | 21.0  | 21.1  |
| 市 町 村   |     |  | 70.1  | 70.4  | 71.9  | 71.1  | 69.6  | 71.5  | 72.1  | 72.3  | 72.2  | 72.2  | 72.1  | 73.9  |
| 産 業 基 盤 |     |  | 100.0 | 100.0 | 100.0 | 100.0 | 100.0 | 100.0 | 100.0 | 100.0 | 100.0 | 100.0 | 100.0 | 100.0 |
| 国       |     |  | 54.2  | 56.7  | 56.5  | 58.0  | 55.2  | 48.2  | 49.5  | 52.4  | 55.5  | 55.9  | 54.6  | 51.2  |
| 都 道 府 県 |     |  | 43.3  | 41.1  | 41.4  | 39.9  | 42.7  | 49.4  | 48.1  | 45.4  | 42.5  | 41.8  | 43.5  | 46.8  |
| 市 町 村   |     |  | 2.5   | 2.2   | 2.1   | 2.1   | 2.1   | 2.5   | 2.4   | 2.1   | 2.0   | 2.2   | 1.9   | 2.0   |
| 農 林 水 産 |     |  | 100.0 | 100.0 | 100.0 | 100.0 | 100.0 | 100.0 | 100.0 | 100.0 | 100.0 | 100.0 | 100.0 | 100.0 |
| 国       |     |  | 14.2  | 15.4  | 15.8  | 16.0  | 16.8  | 18.0  | 20.2  | 21.6  | 23.0  | 22.8  | 22.8  | 19.1  |
| 都 道 府 県 |     |  | 55.9  | 56.1  | 56.4  | 55.9  | 55.0  | 55.1  | 54.7  | 54.4  | 53.9  | 53.3  | 51.6  | 54.4  |
| 市 町 村   |     |  | 29.9  | 28.5  | 27.8  | 28.1  | 28.2  | 26.9  | 25.1  | 24.1  | 23.0  | 24.0  | 25.6  | 26.5  |
| 国 土 保 全 |     |  | 100.0 | 100.0 | 100.0 | 100.0 | 100.0 | 100.0 | 100.0 | 100.0 | 100.0 | 100.0 | 100.0 | 100.0 |
| 国       |     |  | 36.6  | 36.4  | 37.7  | 41.3  | 41.0  | 38.9  | 39.7  | 40.5  | 42.2  | 43.5  | 46.0  | 43.5  |
| 都 道 府 県 |     |  | 56.5  | 56.5  | 55.3  | 51.9  | 52.0  | 53.8  | 53.4  | 52.9  | 51.3  | 49.8  | 47.8  | 50.0  |
| 市 町 村   |     |  | 6.9   | 7.1   | 7.0   | 6.7   | 7.0   | 7.3   | 6.9   | 6.5   | 6.5   | 6.7   | 6.2   | 6.5   |
| そ の 他   |     |  | 100.0 | 100.0 | 100.0 | 100.0 | 100.0 | 100.0 | 100.0 | 100.0 | 100.0 | 100.0 | 100.0 | 100.0 |
| 国       |     |  | 31.3  | 30.6  | 30.5  | 27.2  | 23.6  | 18.0  | 17.9  | 18.8  | 20.8  | 23.6  | 22.8  | 19.0  |
| 都 道 府 県 |     |  | 28.1  | 28.7  | 28.4  | 27.9  | 30.7  | 32.0  | 33.9  | 34.7  | 33.0  | 30.6  | 30.8  | 32.8  |
| 市 町 村   |     |  | 40.7  | 40.7  | 41.1  | 44.9  | 45.7  | 50.1  | 48.2  | 46.5  | 46.2  | 45.8  | 46.5  | 48.1  |

第7-1表 経費負担別にみた事業目的別投資額の推移

| 区 分     | 年 度 |  | 平成11       | 12         | 13         | 14         | 15         | 16         | 17         | 18         |
|---------|-----|--|------------|------------|------------|------------|------------|------------|------------|------------|
|         |     |  |            |            |            |            |            |            |            |            |
| 合 計     |     |  | 44,743,778 | 41,391,349 | 38,449,163 | 36,007,311 | 31,594,065 | 27,209,925 | 25,469,096 | 24,151,818 |
| 国       |     |  | 17,125,288 | 15,967,298 | 14,584,493 | 13,115,653 | 11,926,257 | 9,062,641  | 8,725,669  | 8,314,341  |
| 都 道 府 県 |     |  | 12,155,237 | 11,072,138 | 10,298,859 | 10,016,105 | 8,529,461  | 7,825,575  | 7,314,149  | 7,016,851  |
| 市 町 村   |     |  | 15,463,253 | 14,351,913 | 13,565,811 | 12,875,553 | 11,138,347 | 10,321,709 | 9,429,278  | 8,820,627  |
| 生 活 基 盤 |     |  | 21,020,679 | 19,222,255 | 18,003,949 | 16,952,402 | 15,166,324 | 13,355,008 | 12,352,197 | 11,698,663 |
| 国       |     |  | 5,446,833  | 4,930,623  | 4,595,915  | 4,024,526  | 4,001,585  | 3,184,481  | 2,847,954  | 2,700,193  |
| 都 道 府 県 |     |  | 3,563,320  | 3,142,327  | 2,813,741  | 2,880,752  | 2,508,676  | 2,278,293  | 2,185,152  | 2,082,195  |
| 市 町 村   |     |  | 12,010,526 | 11,149,306 | 10,594,294 | 10,047,124 | 8,656,063  | 7,892,234  | 7,319,091  | 6,916,275  |
| 産 業 基 盤 |     |  | 9,468,005  | 9,154,507  | 8,584,832  | 8,314,494  | 7,008,462  | 5,398,386  | 5,040,525  | 4,943,661  |
| 国       |     |  | 5,212,050  | 5,222,469  | 4,841,897  | 4,614,293  | 3,895,624  | 2,429,666  | 2,326,583  | 2,358,730  |
| 都 道 府 県 |     |  | 3,834,505  | 3,565,293  | 3,393,024  | 3,358,874  | 2,840,559  | 2,701,200  | 2,465,766  | 2,354,108  |
| 市 町 村   |     |  | 421,450    | 366,745    | 349,911    | 341,327    | 272,278    | 267,520    | 248,175    | 230,823    |
| 農 林 水 産 |     |  | 4,086,373  | 3,752,507  | 3,454,246  | 3,064,955  | 2,696,250  | 2,362,364  | 2,130,983  | 1,964,691  |
| 国       |     |  | 1,912,917  | 1,771,013  | 1,622,207  | 1,334,061  | 1,284,368  | 1,132,814  | 1,045,764  | 984,321    |
| 都 道 府 県 |     |  | 1,325,465  | 1,216,700  | 1,125,816  | 1,097,879  | 846,402    | 740,943    | 665,326    | 612,194    |
| 市 町 村   |     |  | 847,991    | 764,794    | 706,223    | 633,016    | 565,481    | 488,607    | 419,893    | 368,176    |
| 国 土 保 全 |     |  | 4,453,558  | 4,053,598  | 3,691,996  | 3,522,217  | 3,057,993  | 2,573,206  | 2,529,518  | 2,432,657  |
| 国       |     |  | 2,229,800  | 2,047,712  | 1,740,350  | 1,757,338  | 1,604,279  | 1,322,964  | 1,318,709  | 1,267,084  |
| 都 道 府 県 |     |  | 1,962,954  | 1,761,647  | 1,728,594  | 1,558,467  | 1,270,245  | 1,090,106  | 1,060,750  | 1,031,945  |
| 市 町 村   |     |  | 260,803    | 244,239    | 223,052    | 206,412    | 183,469    | 160,135    | 150,059    | 133,628    |
| そ の 他   |     |  | 5,715,162  | 5,208,482  | 4,714,139  | 4,153,243  | 3,665,036  | 3,520,961  | 3,415,872  | 3,112,146  |
| 国       |     |  | 2,323,688  | 1,995,482  | 1,784,125  | 1,385,435  | 1,140,401  | 992,715    | 1,186,658  | 1,004,013  |
| 都 道 府 県 |     |  | 1,468,992  | 1,386,171  | 1,237,684  | 1,120,134  | 1,063,580  | 1,015,033  | 937,154    | 936,409    |
| 市 町 村   |     |  | 1,922,483  | 1,826,829  | 1,692,331  | 1,647,674  | 1,461,056  | 1,513,213  | 1,292,060  | 1,171,724  |

(単位：%)

| 23    | 24    | 25    | 26    | 27    | 28    | 29    | 30    | 令和元   | 2     | 3     | 4     | 5     |
|-------|-------|-------|-------|-------|-------|-------|-------|-------|-------|-------|-------|-------|
| 100.0 | 100.0 | 100.0 | 100.0 | 100.0 | 100.0 | 100.0 | 100.0 | 100.0 | 100.0 | 100.0 | 100.0 | 100.0 |
| 19.6  | 21.0  | 22.6  | 19.7  | 18.7  | 19.4  | 19.6  | 19.8  | 20.5  | 22.4  | 20.9  | 20.6  | 19.6  |
| 34.5  | 32.5  | 31.7  | 31.8  | 32.1  | 33.3  | 32.7  | 34.8  | 33.5  | 32.4  | 34.4  | 34.2  | 33.5  |
| 46.0  | 46.5  | 45.7  | 48.5  | 49.2  | 47.3  | 47.7  | 45.4  | 46.0  | 45.2  | 44.7  | 45.2  | 46.9  |
| 100.0 | 100.0 | 100.0 | 100.0 | 100.0 | 100.0 | 100.0 | 100.0 | 100.0 | 100.0 | 100.0 | 100.0 | 100.0 |
| 4.5   | 5.3   | 5.9   | 4.6   | 4.5   | 3.1   | 3.1   | 3.7   | 3.0   | 3.4   | 3.1   | 3.1   | 3.2   |
| 24.1  | 21.2  | 19.6  | 19.7  | 20.1  | 20.8  | 19.9  | 20.5  | 20.8  | 20.2  | 21.3  | 20.9  | 19.8  |
| 71.4  | 73.4  | 74.6  | 75.8  | 75.4  | 76.1  | 77.0  | 75.8  | 76.2  | 76.4  | 75.7  | 76.0  | 77.0  |
| 100.0 | 100.0 | 100.0 | 100.0 | 100.0 | 100.0 | 100.0 | 100.0 | 100.0 | 100.0 | 100.0 | 100.0 | 100.0 |
| 49.8  | 51.7  | 52.6  | 51.9  | 51.8  | 51.3  | 52.0  | 51.4  | 50.4  | 50.3  | 47.2  | 47.1  | 47.6  |
| 48.3  | 46.1  | 45.2  | 46.1  | 46.5  | 46.6  | 45.8  | 46.2  | 47.4  | 47.1  | 49.7  | 49.9  | 49.4  |
| 1.9   | 2.1   | 2.2   | 2.0   | 1.8   | 2.1   | 2.1   | 2.3   | 2.2   | 2.6   | 3.1   | 3.1   | 3.1   |
| 100.0 | 100.0 | 100.0 | 100.0 | 100.0 | 100.0 | 100.0 | 100.0 | 100.0 | 100.0 | 100.0 | 100.0 | 100.0 |
| 19.9  | 20.2  | 21.6  | 21.7  | 21.1  | 21.1  | 19.2  | 20.5  | 21.5  | 21.2  | 21.6  | 22.0  | 21.4  |
| 54.7  | 53.0  | 51.7  | 51.9  | 50.4  | 53.3  | 53.7  | 55.5  | 55.4  | 56.1  | 57.0  | 57.1  | 57.0  |
| 25.3  | 26.8  | 26.6  | 26.4  | 28.5  | 25.6  | 27.1  | 24.0  | 23.2  | 22.7  | 21.4  | 20.9  | 21.6  |
| 100.0 | 100.0 | 100.0 | 100.0 | 100.0 | 100.0 | 100.0 | 100.0 | 100.0 | 100.0 | 100.0 | 100.0 | 100.0 |
| 42.1  | 43.2  | 46.9  | 43.6  | 41.3  | 43.0  | 40.5  | 37.8  | 41.2  | 41.5  | 40.2  | 38.1  | 37.9  |
| 51.3  | 50.2  | 47.6  | 50.0  | 52.0  | 50.7  | 52.5  | 55.5  | 52.6  | 52.1  | 53.9  | 55.5  | 55.2  |
| 6.6   | 6.6   | 5.6   | 6.4   | 6.8   | 6.4   | 7.0   | 6.7   | 6.2   | 6.4   | 5.9   | 6.4   | 6.8   |
| 100.0 | 100.0 | 100.0 | 100.0 | 100.0 | 100.0 | 100.0 | 100.0 | 100.0 | 100.0 | 100.0 | 100.0 | 100.0 |
| 19.5  | 21.8  | 22.0  | 14.8  | 13.8  | 17.9  | 19.5  | 19.7  | 23.1  | 28.2  | 23.8  | 25.7  | 21.7  |
| 33.3  | 32.9  | 32.7  | 33.2  | 35.2  | 37.4  | 34.7  | 40.8  | 32.4  | 26.6  | 28.3  | 28.0  | 29.7  |
| 47.1  | 45.2  | 45.3  | 52.0  | 51.0  | 44.7  | 45.8  | 39.5  | 44.5  | 45.3  | 47.9  | 46.3  | 48.7  |

(単位：百万円)

| 19         | 20         | 21         | 22         | 23         | 24         | 25         | 26         | 27         |
|------------|------------|------------|------------|------------|------------|------------|------------|------------|
| 23,064,485 | 22,394,503 | 23,857,659 | 21,990,079 | 21,465,687 | 21,869,825 | 24,749,805 | 24,667,204 | 23,654,237 |
| 8,140,842  | 7,872,623  | 8,382,359  | 7,154,372  | 7,407,623  | 7,895,251  | 9,598,138  | 8,447,628  | 7,852,964  |
| 6,523,299  | 6,258,092  | 6,779,639  | 6,521,533  | 6,069,532  | 5,834,968  | 6,319,195  | 6,501,133  | 6,328,628  |
| 8,400,344  | 8,263,788  | 8,695,660  | 8,314,174  | 7,988,532  | 8,139,606  | 8,832,472  | 9,718,443  | 9,472,645  |
| 11,200,033 | 11,017,040 | 11,755,300 | 11,146,055 | 10,782,852 | 10,677,259 | 11,765,245 | 12,190,712 | 11,973,073 |
| 2,652,632  | 2,646,882  | 2,907,307  | 2,464,699  | 2,594,602  | 2,506,320  | 2,995,409  | 2,677,425  | 2,543,226  |
| 1,942,805  | 1,911,669  | 2,069,098  | 2,147,811  | 2,100,467  | 1,975,277  | 2,046,427  | 2,172,617  | 2,212,933  |
| 6,604,596  | 6,458,489  | 6,778,896  | 6,533,546  | 6,087,783  | 6,195,663  | 6,723,410  | 7,340,670  | 7,216,914  |
| 4,891,337  | 4,733,930  | 5,027,685  | 4,292,407  | 3,932,072  | 3,985,334  | 4,706,854  | 4,546,547  | 4,218,163  |
| 2,440,496  | 2,367,979  | 2,447,227  | 2,004,193  | 2,022,304  | 2,196,934  | 2,736,815  | 2,578,825  | 2,363,606  |
| 2,222,020  | 2,143,806  | 2,363,181  | 2,099,252  | 1,750,969  | 1,624,174  | 1,783,371  | 1,801,865  | 1,707,682  |
| 228,820    | 222,145    | 217,277    | 188,963    | 158,800    | 164,226    | 186,667    | 165,857    | 146,874    |
| 1,759,807  | 1,646,597  | 1,795,258  | 1,522,881  | 1,422,412  | 1,449,929  | 1,783,086  | 1,752,725  | 1,600,988  |
| 898,373    | 845,972    | 922,015    | 719,299    | 654,802    | 690,299    | 911,389    | 837,957    | 775,212    |
| 541,919    | 496,861    | 532,979    | 511,537    | 499,710    | 476,795    | 542,308    | 583,822    | 501,786    |
| 319,515    | 303,764    | 340,264    | 292,045    | 267,899    | 282,834    | 329,389    | 330,947    | 323,990    |
| 2,299,032  | 2,172,275  | 2,371,304  | 2,041,292  | 1,905,041  | 1,925,330  | 2,472,720  | 2,254,126  | 2,037,698  |
| 1,215,602  | 1,143,300  | 1,239,053  | 1,050,032  | 994,385    | 1,025,092  | 1,402,087  | 1,200,709  | 1,037,422  |
| 954,901    | 902,446    | 974,854    | 837,567    | 766,903    | 766,116    | 931,232    | 905,094    | 855,009    |
| 128,529    | 126,529    | 157,397    | 153,693    | 143,754    | 134,122    | 139,401    | 148,323    | 145,267    |
| 2,914,276  | 2,824,661  | 2,908,112  | 2,987,443  | 3,423,310  | 3,831,972  | 4,021,901  | 3,923,094  | 3,824,316  |
| 933,739    | 868,490    | 866,758    | 916,149    | 1,141,530  | 1,476,606  | 1,552,438  | 1,152,713  | 1,133,498  |
| 861,653    | 803,310    | 839,528    | 925,367    | 951,483    | 992,605    | 1,015,858  | 1,037,735  | 1,051,218  |
| 1,118,883  | 1,152,861  | 1,201,826  | 1,145,927  | 1,330,296  | 1,362,761  | 1,453,605  | 1,732,646  | 1,639,599  |

第7-1表 経費負担別にみた事業目的別投資額の推移 (つづき)

(単位：百万円)

| 区 分     | 年 度        | 28         | 29         | 30         | 令和元        | 2          | 3          | 4          | 5          |
|---------|------------|------------|------------|------------|------------|------------|------------|------------|------------|
|         |            | 合 計        | 24,137,629 | 24,326,981 | 25,090,815 | 25,929,619 | 27,551,000 | 26,108,016 | 24,995,317 |
| 国 計     | 8,145,571  | 8,462,142  | 8,640,645  | 9,279,924  | 10,457,459 | 9,575,717  | 8,826,932  | 8,663,547  |            |
| 都 道 府 県 | 6,651,584  | 6,495,218  | 7,151,533  | 6,993,945  | 7,051,760  | 7,051,101  | 6,838,281  | 6,910,094  |            |
| 市 町 村   | 9,340,474  | 9,369,621  | 9,298,636  | 9,655,750  | 10,041,781 | 9,481,198  | 9,330,104  | 9,992,156  |            |
| 生 活 基 盤 | 11,748,011 | 11,717,270 | 11,570,366 | 11,940,960 | 12,247,205 | 11,724,450 | 11,579,158 | 12,133,323 |            |
| 国 計     | 2,397,761  | 2,488,409  | 2,470,420  | 2,539,495  | 2,858,271  | 2,668,438  | 2,492,325  | 2,527,685  |            |
| 都 道 府 県 | 2,171,045  | 2,032,041  | 2,082,180  | 2,156,311  | 2,024,791  | 2,017,500  | 2,020,325  | 2,012,596  |            |
| 市 町 村   | 7,179,204  | 7,196,820  | 7,017,766  | 7,245,155  | 7,364,143  | 7,038,511  | 7,066,508  | 7,593,043  |            |
| 産 業 基 盤 | 4,463,095  | 4,647,262  | 4,584,070  | 4,721,637  | 5,250,616  | 5,178,267  | 4,908,593  | 4,847,538  |            |
| 国 計     | 2,503,649  | 2,596,427  | 2,537,082  | 2,655,620  | 2,943,635  | 2,852,846  | 2,650,519  | 2,615,922  |            |
| 都 道 府 県 | 1,800,688  | 1,889,355  | 1,870,967  | 1,905,555  | 2,089,910  | 2,082,186  | 2,034,008  | 2,014,762  |            |
| 市 町 村   | 158,757    | 161,481    | 176,021    | 160,462    | 217,070    | 243,235    | 224,065    | 216,854    |            |
| 農 林 水 産 | 1,645,697  | 1,778,719  | 1,722,701  | 1,815,383  | 1,851,685  | 1,801,955  | 1,760,975  | 1,794,052  |            |
| 国 計     | 774,352    | 875,563    | 872,633    | 948,412    | 971,776    | 955,435    | 923,222    | 922,802    |            |
| 都 道 府 県 | 569,594    | 600,479    | 564,649    | 577,811    | 581,702    | 577,254    | 566,241    | 583,279    |            |
| 市 町 村   | 301,752    | 302,676    | 285,420    | 289,160    | 298,207    | 269,266    | 271,513    | 287,971    |            |
| 国 土 保 全 | 2,187,861  | 2,139,960  | 2,248,431  | 2,631,842  | 2,993,894  | 3,103,178  | 2,835,435  | 2,850,928  |            |
| 国 計     | 1,136,444  | 1,078,176  | 1,126,076  | 1,372,903  | 1,579,387  | 1,593,162  | 1,411,886  | 1,407,348  |            |
| 都 道 府 県 | 899,081    | 896,780    | 958,363    | 1,077,978  | 1,224,084  | 1,324,361  | 1,235,112  | 1,237,847  |            |
| 市 町 村   | 152,336    | 165,004    | 163,992    | 180,961    | 190,423    | 185,655    | 188,437    | 205,733    |            |
| そ の 他   | 4,092,966  | 4,043,770  | 4,965,247  | 4,819,797  | 5,207,601  | 4,300,166  | 3,911,156  | 3,939,967  |            |
| 国 計     | 1,333,365  | 1,423,566  | 1,634,434  | 1,763,494  | 2,104,391  | 1,505,835  | 1,348,980  | 1,189,791  |            |
| 都 道 府 県 | 1,211,176  | 1,076,563  | 1,675,376  | 1,276,290  | 1,131,273  | 1,049,799  | 982,596    | 1,061,610  |            |
| 市 町 村   | 1,548,425  | 1,543,641  | 1,655,437  | 1,780,013  | 1,971,938  | 1,744,532  | 1,579,581  | 1,688,556  |            |

第7-2表 経費負担別にみた事業目的別投資額の推移 (構成比)

| 区 分     | 年 度   | 平成11  | 12    | 13    | 14    | 15    | 16    | 17    | 18    | 19    | 20    | 21    | 22    |
|---------|-------|-------|-------|-------|-------|-------|-------|-------|-------|-------|-------|-------|-------|
|         |       | 合 計   | 100.0 | 100.0 | 100.0 | 100.0 | 100.0 | 100.0 | 100.0 | 100.0 | 100.0 | 100.0 | 100.0 |
| 国 計     | 38.3  | 38.6  | 37.9  | 36.4  | 37.7  | 33.3  | 34.3  | 34.4  | 34.4  | 35.3  | 35.2  | 35.1  | 32.5  |
| 都 道 府 県 | 27.2  | 26.7  | 26.8  | 27.8  | 27.0  | 28.8  | 28.7  | 29.1  | 28.3  | 27.9  | 27.9  | 28.4  | 29.7  |
| 市 町 村   | 34.6  | 34.7  | 35.3  | 35.8  | 35.3  | 37.9  | 37.0  | 36.5  | 36.4  | 36.9  | 36.9  | 36.4  | 37.8  |
| 生 活 基 盤 | 100.0 | 100.0 | 100.0 | 100.0 | 100.0 | 100.0 | 100.0 | 100.0 | 100.0 | 100.0 | 100.0 | 100.0 | 100.0 |
| 国 計     | 25.9  | 25.7  | 25.5  | 23.7  | 26.4  | 23.8  | 23.1  | 23.1  | 23.7  | 24.0  | 24.0  | 24.7  | 22.1  |
| 都 道 府 県 | 17.0  | 16.3  | 15.6  | 17.0  | 16.5  | 17.1  | 17.7  | 17.8  | 17.3  | 17.4  | 17.6  | 17.6  | 19.3  |
| 市 町 村   | 57.1  | 58.0  | 58.8  | 59.3  | 57.1  | 59.1  | 59.3  | 59.1  | 59.0  | 58.6  | 57.7  | 58.6  |       |
| 産 業 基 盤 | 100.0 | 100.0 | 100.0 | 100.0 | 100.0 | 100.0 | 100.0 | 100.0 | 100.0 | 100.0 | 100.0 | 100.0 | 100.0 |
| 国 計     | 55.0  | 57.0  | 56.4  | 55.5  | 55.6  | 45.0  | 46.2  | 47.7  | 49.9  | 50.0  | 48.7  | 46.7  |       |
| 都 道 府 県 | 40.5  | 38.9  | 39.5  | 40.4  | 40.5  | 50.0  | 48.9  | 47.6  | 45.4  | 45.3  | 47.0  | 48.9  |       |
| 市 町 村   | 4.5   | 4.0   | 4.1   | 4.1   | 3.9   | 5.0   | 4.9   | 4.7   | 4.7   | 4.7   | 4.3   | 4.4   |       |
| 農 林 水 産 | 100.0 | 100.0 | 100.0 | 100.0 | 100.0 | 100.0 | 100.0 | 100.0 | 100.0 | 100.0 | 100.0 | 100.0 | 100.0 |
| 国 計     | 46.8  | 47.2  | 47.0  | 43.5  | 47.6  | 48.0  | 49.1  | 50.1  | 51.0  | 51.4  | 51.4  | 47.2  |       |
| 都 道 府 県 | 32.4  | 32.4  | 32.6  | 35.8  | 31.4  | 31.4  | 31.2  | 31.2  | 30.8  | 30.2  | 29.7  | 33.6  |       |
| 市 町 村   | 20.8  | 20.4  | 20.4  | 20.7  | 21.0  | 20.7  | 19.7  | 18.7  | 18.2  | 18.4  | 19.0  | 19.2  |       |
| 国 土 保 全 | 100.0 | 100.0 | 100.0 | 100.0 | 100.0 | 100.0 | 100.0 | 100.0 | 100.0 | 100.0 | 100.0 | 100.0 | 100.0 |
| 国 計     | 50.1  | 50.5  | 47.1  | 49.9  | 52.5  | 51.4  | 52.1  | 52.1  | 52.9  | 52.6  | 52.3  | 51.4  |       |
| 都 道 府 県 | 44.1  | 43.5  | 46.8  | 44.2  | 41.5  | 42.4  | 41.9  | 42.4  | 41.5  | 41.5  | 41.1  | 41.0  |       |
| 市 町 村   | 5.9   | 6.0   | 6.0   | 5.9   | 6.0   | 6.2   | 5.9   | 5.5   | 5.6   | 5.8   | 6.6   | 7.5   |       |
| そ の 他   | 100.0 | 100.0 | 100.0 | 100.0 | 100.0 | 100.0 | 100.0 | 100.0 | 100.0 | 100.0 | 100.0 | 100.0 | 100.0 |
| 国 計     | 40.7  | 38.3  | 37.8  | 33.4  | 31.1  | 28.2  | 34.7  | 32.3  | 32.0  | 30.7  | 29.8  | 30.7  |       |
| 都 道 府 県 | 25.7  | 26.6  | 26.3  | 27.0  | 29.0  | 28.8  | 27.4  | 30.1  | 29.6  | 28.4  | 28.9  | 31.0  |       |
| 市 町 村   | 33.6  | 35.1  | 35.9  | 39.7  | 39.9  | 43.0  | 37.8  | 37.7  | 38.4  | 40.8  | 41.3  | 38.4  |       |

(単位：%)

| 23    | 24    | 25    | 26    | 27    | 28    | 29    | 30    | 令和元   | 2     | 3     | 4     | 5     |
|-------|-------|-------|-------|-------|-------|-------|-------|-------|-------|-------|-------|-------|
| 100.0 | 100.0 | 100.0 | 100.0 | 100.0 | 100.0 | 100.0 | 100.0 | 100.0 | 100.0 | 100.0 | 100.0 | 100.0 |
| 34.5  | 36.1  | 38.8  | 34.2  | 33.2  | 33.7  | 34.8  | 34.4  | 35.8  | 38.0  | 36.7  | 35.3  | 33.9  |
| 28.3  | 26.7  | 25.5  | 26.4  | 26.8  | 27.6  | 26.7  | 28.5  | 27.0  | 25.6  | 27.0  | 27.4  | 27.0  |
| 37.2  | 37.2  | 35.7  | 39.4  | 40.0  | 38.7  | 38.5  | 37.1  | 37.2  | 36.4  | 36.3  | 37.3  | 39.1  |
| 100.0 | 100.0 | 100.0 | 100.0 | 100.0 | 100.0 | 100.0 | 100.0 | 100.0 | 100.0 | 100.0 | 100.0 | 100.0 |
| 24.1  | 23.5  | 25.5  | 22.0  | 21.2  | 20.4  | 21.2  | 21.4  | 21.3  | 23.3  | 22.8  | 21.5  | 20.8  |
| 19.5  | 18.5  | 17.4  | 17.8  | 18.5  | 18.5  | 17.3  | 18.0  | 18.1  | 16.5  | 17.2  | 17.4  | 16.6  |
| 56.5  | 58.0  | 57.1  | 60.2  | 60.3  | 61.1  | 61.4  | 60.7  | 60.7  | 60.1  | 60.0  | 61.0  | 62.6  |
| 100.0 | 100.0 | 100.0 | 100.0 | 100.0 | 100.0 | 100.0 | 100.0 | 100.0 | 100.0 | 100.0 | 100.0 | 100.0 |
| 51.4  | 55.1  | 58.1  | 56.7  | 56.0  | 56.1  | 55.9  | 55.3  | 56.2  | 56.1  | 55.1  | 54.0  | 54.0  |
| 44.5  | 40.8  | 37.9  | 39.6  | 40.5  | 40.3  | 40.7  | 40.8  | 40.4  | 39.8  | 40.2  | 41.4  | 41.6  |
| 4.0   | 4.1   | 4.0   | 3.6   | 3.5   | 3.6   | 3.5   | 3.8   | 3.4   | 4.1   | 4.7   | 4.6   | 4.5   |
| 100.0 | 100.0 | 100.0 | 100.0 | 100.0 | 100.0 | 100.0 | 100.0 | 100.0 | 100.0 | 100.0 | 100.0 | 100.0 |
| 46.0  | 47.6  | 51.1  | 47.8  | 48.4  | 47.1  | 49.2  | 50.7  | 52.2  | 52.5  | 53.0  | 52.4  | 51.4  |
| 35.1  | 32.9  | 30.4  | 33.3  | 31.3  | 34.6  | 33.8  | 32.8  | 31.8  | 31.4  | 32.0  | 32.2  | 32.5  |
| 18.8  | 19.5  | 18.5  | 18.9  | 20.2  | 18.3  | 17.0  | 16.6  | 15.9  | 16.1  | 14.9  | 15.4  | 16.1  |
| 100.0 | 100.0 | 100.0 | 100.0 | 100.0 | 100.0 | 100.0 | 100.0 | 100.0 | 100.0 | 100.0 | 100.0 | 100.0 |
| 52.2  | 53.2  | 56.7  | 53.3  | 50.9  | 51.9  | 50.4  | 50.1  | 52.2  | 52.8  | 51.3  | 49.8  | 49.4  |
| 40.3  | 39.8  | 37.7  | 40.2  | 42.0  | 41.1  | 41.9  | 42.6  | 41.0  | 40.9  | 42.7  | 43.6  | 43.4  |
| 7.5   | 7.0   | 5.6   | 6.6   | 7.1   | 7.0   | 7.7   | 7.3   | 6.9   | 6.4   | 6.0   | 6.6   | 7.2   |
| 100.0 | 100.0 | 100.0 | 100.0 | 100.0 | 100.0 | 100.0 | 100.0 | 100.0 | 100.0 | 100.0 | 100.0 | 100.0 |
| 33.3  | 38.5  | 38.6  | 29.4  | 29.6  | 32.6  | 35.2  | 32.9  | 36.6  | 40.4  | 35.0  | 34.5  | 30.2  |
| 27.8  | 25.9  | 25.3  | 26.5  | 27.5  | 29.6  | 26.6  | 33.7  | 26.5  | 21.7  | 24.4  | 25.1  | 26.9  |
| 38.9  | 35.6  | 36.1  | 44.2  | 42.9  | 37.8  | 38.2  | 33.3  | 36.9  | 37.9  | 40.6  | 40.4  | 42.9  |

第8表 事業目的別にみた都道府県別1人当たり行政投資額の推移（対全国指数）

1 合 計

| 都道府県 | 年 度 |   |  | 平成23 | 24  | 25  | 26  | 27  | 28  | 29  | 30  | 令和元 | 2   | 3   | 4   | 5   |     |
|------|-----|---|--|------|-----|-----|-----|-----|-----|-----|-----|-----|-----|-----|-----|-----|-----|
|      | 合   | 計 |  |      |     |     |     |     |     |     |     |     |     |     |     |     |     |
| 合    | 計   |   |  | 100  | 100 | 100 | 100 | 100 | 100 | 100 | 100 | 100 | 100 | 100 | 100 | 100 | 100 |
| 北海道  |     |   |  | 152  | 156 | 160 | 161 | 151 | 163 | 170 | 158 | 167 | 163 | 174 | 177 | 183 |     |
| 青森県  |     |   |  | 159  | 168 | 160 | 142 | 136 | 133 | 130 | 127 | 128 | 128 | 139 | 147 | 146 |     |
| 岩手県  |     |   |  | 228  | 265 | 323 | 301 | 337 | 342 | 349 | 299 | 268 | 259 | 191 | 152 | 135 |     |
| 宮城県  |     |   |  | 211  | 218 | 257 | 268 | 308 | 284 | 235 | 195 | 173 | 163 | 133 | 123 | 110 |     |
| 秋田県  |     |   |  | 152  | 154 | 155 | 160 | 152 | 148 | 156 | 160 | 169 | 178 | 191 | 189 | 208 |     |
| 山形県  |     |   |  | 147  | 143 | 158 | 153 | 135 | 144 | 147 | 142 | 151 | 153 | 164 | 167 | 165 |     |
| 福島県  |     |   |  | 155  | 159 | 173 | 204 | 227 | 250 | 246 | 225 | 211 | 320 | 228 | 233 | 206 |     |
| 茨城県  |     |   |  | 108  | 110 | 101 | 100 | 101 | 99  | 93  | 92  | 92  | 102 | 97  | 98  | 97  |     |
| 栃木県  |     |   |  | 104  | 79  | 75  | 73  | 82  | 75  | 75  | 80  | 87  | 107 | 89  | 91  | 87  |     |
| 群馬県  |     |   |  | 86   | 82  | 85  | 90  | 90  | 87  | 89  | 87  | 93  | 89  | 76  | 78  | 81  |     |
| 埼玉県  |     |   |  | 57   | 60  | 54  | 56  | 51  | 51  | 54  | 48  | 48  | 48  | 49  | 53  | 54  |     |
| 千葉県  |     |   |  | 60   | 61  | 56  | 55  | 54  | 54  | 54  | 48  | 49  | 49  | 49  | 51  | 50  |     |
| 東京都  |     |   |  | 98   | 96  | 87  | 89  | 98  | 103 | 94  | 120 | 105 | 89  | 87  | 92  | 94  |     |
| 神奈川県 |     |   |  | 57   | 56  | 52  | 51  | 54  | 54  | 57  | 58  | 56  | 56  | 63  | 58  | 60  |     |
| 新潟県  |     |   |  | 173  | 169 | 168 | 160 | 141 | 134 | 143 | 135 | 139 | 138 | 143 | 140 | 150 |     |
| 富山県  |     |   |  | 175  | 167 | 171 | 165 | 127 | 120 | 119 | 113 | 118 | 120 | 132 | 126 | 121 |     |
| 石川県  |     |   |  | 137  | 136 | 141 | 135 | 116 | 125 | 138 | 147 | 153 | 149 | 157 | 145 | 142 |     |
| 福井県  |     |   |  | 159  | 147 | 157 | 161 | 165 | 170 | 188 | 202 | 236 | 285 | 278 | 259 | 226 |     |
| 山梨県  |     |   |  | 141  | 144 | 142 | 150 | 140 | 141 | 140 | 152 | 138 | 137 | 131 | 134 | 134 |     |
| 長野県  |     |   |  | 118  | 118 | 115 | 124 | 114 | 105 | 111 | 99  | 116 | 134 | 136 | 125 | 131 |     |
| 岐阜県  |     |   |  | 100  | 98  | 100 | 102 | 100 | 102 | 102 | 101 | 107 | 114 | 124 | 117 | 112 |     |
| 静岡県  |     |   |  | 84   | 88  | 82  | 74  | 75  | 72  | 75  | 75  | 81  | 83  | 83  | 85  | 91  |     |
| 愛知県  |     |   |  | 67   | 69  | 69  | 68  | 70  | 67  | 69  | 74  | 75  | 74  | 74  | 77  | 79  |     |
| 三重県  |     |   |  | 112  | 113 | 110 | 106 | 101 | 101 | 99  | 102 | 96  | 96  | 98  | 108 | 108 |     |
| 滋賀県  |     |   |  | 80   | 74  | 80  | 80  | 80  | 77  | 81  | 76  | 79  | 86  | 89  | 89  | 85  |     |
| 京都府  |     |   |  | 80   | 85  | 85  | 83  | 78  | 74  | 76  | 75  | 80  | 69  | 72  | 75  | 74  |     |
| 大阪府  |     |   |  | 57   | 55  | 53  | 56  | 58  | 55  | 55  | 57  | 53  | 54  | 57  | 62  | 62  |     |
| 兵庫県  |     |   |  | 77   | 73  | 77  | 73  | 75  | 76  | 73  | 71  | 75  | 82  | 83  | 81  | 74  |     |
| 奈良県  |     |   |  | 78   | 79  | 80  | 79  | 81  | 83  | 79  | 75  | 82  | 84  | 89  | 84  | 90  |     |
| 和歌山県 |     |   |  | 157  | 172 | 193 | 184 | 188 | 147 | 137 | 138 | 152 | 155 | 168 | 161 | 169 |     |
| 鳥取県  |     |   |  | 158  | 157 | 169 | 160 | 155 | 164 | 185 | 177 | 171 | 153 | 167 | 157 | 160 |     |
| 島根県  |     |   |  | 222  | 211 | 205 | 206 | 196 | 193 | 177 | 180 | 195 | 197 | 218 | 217 | 227 |     |
| 岡山県  |     |   |  | 89   | 90  | 90  | 90  | 86  | 82  | 80  | 90  | 98  | 94  | 94  | 97  | 103 |     |
| 広島県  |     |   |  | 90   | 86  | 83  | 78  | 78  | 74  | 73  | 79  | 94  | 93  | 98  | 103 | 104 |     |
| 山口県  |     |   |  | 120  | 110 | 108 | 112 | 107 | 113 | 112 | 110 | 118 | 101 | 109 | 104 | 117 |     |
| 徳島県  |     |   |  | 128  | 133 | 143 | 147 | 138 | 137 | 136 | 139 | 147 | 157 | 162 | 157 | 169 |     |
| 香川県  |     |   |  | 99   | 89  | 90  | 95  | 100 | 99  | 103 | 89  | 91  | 93  | 94  | 99  |     |     |
| 愛媛県  |     |   |  | 97   | 102 | 102 | 105 | 102 | 104 | 104 | 103 | 114 | 99  | 109 | 106 | 110 |     |
| 高知県  |     |   |  | 166  | 168 | 180 | 192 | 192 | 202 | 214 | 202 | 214 | 202 | 222 | 212 | 206 |     |
| 福岡県  |     |   |  | 84   | 88  | 86  | 88  | 87  | 84  | 84  | 85  | 85  | 81  | 87  | 87  | 86  |     |
| 佐賀県  |     |   |  | 143  | 142 | 140 | 147 | 138 | 135 | 143 | 135 | 135 | 155 | 167 | 178 | 150 |     |
| 長崎県  |     |   |  | 125  | 124 | 124 | 124 | 117 | 130 | 144 | 137 | 154 | 142 | 151 | 139 | 136 |     |
| 熊本県  |     |   |  | 112  | 118 | 129 | 116 | 108 | 129 | 171 | 181 | 169 | 143 | 159 | 158 | 154 |     |
| 大分県  |     |   |  | 122  | 130 | 130 | 124 | 114 | 116 | 121 | 123 | 127 | 127 | 139 | 141 | 149 |     |
| 宮崎県  |     |   |  | 131  | 125 | 134 | 135 | 111 | 116 | 124 | 115 | 124 | 125 | 136 | 140 | 140 |     |
| 鹿児島県 |     |   |  | 144  | 139 | 138 | 137 | 125 | 123 | 131 | 119 | 128 | 132 | 135 | 134 | 138 |     |
| 沖縄県  |     |   |  | 152  | 152 | 149 | 156 | 169 | 175 | 160 | 139 | 138 | 130 | 130 | 124 | 128 |     |

## 2 生活基盤投資

| 都道府県 | 年 度 |  |  | 平成23 | 24  | 25  | 26  | 27  | 28  | 29  | 30  | 令和元 | 2   | 3   | 4   | 5   |
|------|-----|--|--|------|-----|-----|-----|-----|-----|-----|-----|-----|-----|-----|-----|-----|
|      | 合 計 |  |  |      |     |     |     |     |     |     |     |     |     |     |     |     |
| 合 計  |     |  |  | 100  | 100 | 100 | 100 | 100 | 100 | 100 | 100 | 100 | 100 | 100 | 100 | 100 |
| 北海道  |     |  |  | 110  | 113 | 113 | 121 | 110 | 116 | 125 | 116 | 110 | 118 | 127 | 129 | 135 |
| 青森県  |     |  |  | 112  | 111 | 135 | 104 | 105 | 119 | 113 | 122 | 122 | 125 | 137 | 133 | 122 |
| 岩手県  |     |  |  | 168  | 145 | 212 | 225 | 227 | 223 | 218 | 201 | 190 | 176 | 129 | 119 | 105 |
| 宮城県  |     |  |  | 171  | 144 | 210 | 264 | 300 | 275 | 203 | 177 | 157 | 149 | 129 | 122 | 112 |
| 秋田県  |     |  |  | 120  | 122 | 112 | 119 | 119 | 112 | 107 | 105 | 111 | 120 | 123 | 123 | 120 |
| 山形県  |     |  |  | 120  | 116 | 121 | 125 | 108 | 114 | 114 | 120 | 115 | 119 | 124 | 128 | 115 |
| 福島県  |     |  |  | 138  | 122 | 141 | 169 | 179 | 193 | 177 | 133 | 111 | 128 | 126 | 127 | 129 |
| 茨城県  |     |  |  | 106  | 111 | 109 | 110 | 104 | 103 | 107 | 105 | 102 | 115 | 102 | 99  | 92  |
| 栃木県  |     |  |  | 85   | 85  | 81  | 82  | 83  | 74  | 78  | 94  | 98  | 92  | 92  | 93  | 81  |
| 群馬県  |     |  |  | 90   | 86  | 93  | 94  | 86  | 93  | 94  | 85  | 86  | 97  | 79  | 76  | 86  |
| 埼玉県  |     |  |  | 77   | 86  | 75  | 73  | 69  | 74  | 78  | 69  | 66  | 66  | 66  | 70  | 69  |
| 千葉県  |     |  |  | 70   | 71  | 75  | 73  | 71  | 69  | 69  | 65  | 65  | 65  | 67  | 65  | 64  |
| 東京都  |     |  |  | 132  | 134 | 121 | 119 | 125 | 133 | 127 | 143 | 147 | 132 | 130 | 133 | 129 |
| 神奈川県 |     |  |  | 75   | 74  | 67  | 67  | 70  | 70  | 76  | 79  | 75  | 78  | 85  | 79  | 80  |
| 新潟県  |     |  |  | 155  | 150 | 153 | 144 | 132 | 124 | 140 | 127 | 129 | 133 | 141 | 131 | 141 |
| 富山県  |     |  |  | 119  | 128 | 142 | 143 | 116 | 118 | 114 | 116 | 117 | 115 | 125 | 96  | 96  |
| 石川県  |     |  |  | 128  | 131 | 122 | 117 | 108 | 104 | 104 | 102 | 99  | 113 | 135 | 138 | 113 |
| 福井県  |     |  |  | 125  | 121 | 125 | 120 | 129 | 114 | 108 | 89  | 82  | 117 | 113 | 143 | 145 |
| 山梨県  |     |  |  | 108  | 118 | 110 | 115 | 115 | 109 | 105 | 106 | 109 | 94  | 96  | 100 | 106 |
| 長野県  |     |  |  | 108  | 111 | 106 | 114 | 110 | 104 | 102 | 92  | 106 | 111 | 107 | 97  | 105 |
| 岐阜県  |     |  |  | 95   | 92  | 85  | 86  | 82  | 91  | 88  | 86  | 86  | 89  | 93  | 94  | 96  |
| 静岡県  |     |  |  | 89   | 94  | 86  | 75  | 73  | 77  | 79  | 79  | 91  | 90  | 80  | 87  | 96  |
| 愛知県  |     |  |  | 80   | 83  | 84  | 81  | 84  | 81  | 83  | 96  | 93  | 94  | 89  | 91  | 92  |
| 三重県  |     |  |  | 97   | 87  | 94  | 93  | 90  | 93  | 94  | 98  | 101 | 89  | 87  | 96  | 91  |
| 滋賀県  |     |  |  | 92   | 90  | 88  | 89  | 94  | 87  | 91  | 85  | 87  | 101 | 95  | 87  | 85  |
| 京都府  |     |  |  | 94   | 93  | 92  | 86  | 87  | 88  | 92  | 83  | 88  | 78  | 82  | 84  | 87  |
| 大阪府  |     |  |  | 76   | 75  | 75  | 76  | 80  | 76  | 78  | 91  | 84  | 86  | 91  | 96  | 95  |
| 兵庫県  |     |  |  | 83   | 83  | 90  | 84  | 86  | 83  | 84  | 80  | 84  | 100 | 97  | 92  | 85  |
| 奈良県  |     |  |  | 76   | 74  | 82  | 80  | 77  | 86  | 80  | 77  | 92  | 88  | 91  | 81  | 97  |
| 和歌山県 |     |  |  | 113  | 113 | 118 | 108 | 101 | 92  | 99  | 92  | 110 | 116 | 100 | 107 | 104 |
| 鳥取県  |     |  |  | 106  | 104 | 108 | 105 | 95  | 104 | 112 | 131 | 101 | 108 | 131 | 107 | 106 |
| 島根県  |     |  |  | 149  | 137 | 133 | 123 | 130 | 126 | 120 | 114 | 133 | 134 | 140 | 124 | 131 |
| 岡山県  |     |  |  | 92   | 96  | 93  | 94  | 94  | 89  | 91  | 90  | 85  | 95  | 93  | 99  | 105 |
| 広島県  |     |  |  | 90   | 91  | 92  | 83  | 83  | 82  | 83  | 79  | 85  | 89  | 97  | 102 | 112 |
| 山口県  |     |  |  | 111  | 104 | 93  | 99  | 98  | 99  | 102 | 105 | 103 | 90  | 83  | 86  | 99  |
| 徳島県  |     |  |  | 106  | 103 | 113 | 101 | 99  | 90  | 97  | 96  | 92  | 89  | 98  | 106 | 109 |
| 香川県  |     |  |  | 108  | 86  | 98  | 101 | 109 | 109 | 105 | 85  | 93  | 86  | 96  | 93  | 104 |
| 愛媛県  |     |  |  | 87   | 93  | 88  | 91  | 89  | 88  | 93  | 85  | 87  | 75  | 77  | 76  | 83  |
| 高知県  |     |  |  | 101  | 102 | 108 | 115 | 110 | 138 | 153 | 140 | 123 | 116 | 121 | 127 | 117 |
| 福岡県  |     |  |  | 94   | 98  | 98  | 99  | 99  | 96  | 94  | 95  | 91  | 94  | 97  | 94  | 95  |
| 佐賀県  |     |  |  | 114  | 121 | 125 | 122 | 114 | 105 | 110 | 102 | 107 | 119 | 137 | 146 | 123 |
| 長崎県  |     |  |  | 110  | 113 | 111 | 101 | 96  | 91  | 104 | 102 | 123 | 104 | 108 | 99  | 99  |
| 熊本県  |     |  |  | 105  | 116 | 116 | 97  | 98  | 87  | 104 | 119 | 134 | 109 | 113 | 114 | 110 |
| 大分県  |     |  |  | 100  | 103 | 85  | 87  | 88  | 84  | 90  | 88  | 92  | 91  | 92  | 95  | 105 |
| 宮崎県  |     |  |  | 88   | 83  | 93  | 93  | 77  | 76  | 73  | 73  | 85  | 88  | 87  | 86  | 84  |
| 鹿児島県 |     |  |  | 116  | 111 | 103 | 109 | 94  | 89  | 99  | 96  | 108 | 107 | 99  | 96  | 108 |
| 沖縄県  |     |  |  | 138  | 136 | 132 | 132 | 146 | 155 | 137 | 120 | 124 | 116 | 116 | 124 | 135 |

### 3 産業基盤投資

| 都道府県 | 年 度 |  |  | 平成23 | 24  | 25  | 26  | 27  | 28  | 29  | 30  | 令和元 | 2   | 3   | 4   | 5   |
|------|-----|--|--|------|-----|-----|-----|-----|-----|-----|-----|-----|-----|-----|-----|-----|
|      | 合 計 |  |  |      |     |     |     |     |     |     |     |     |     |     |     |     |
| 合 計  |     |  |  | 100  | 100 | 100 | 100 | 100 | 100 | 100 | 100 | 100 | 100 | 100 | 100 | 100 |
| 北海道  |     |  |  | 204  | 207 | 201 | 206 | 198 | 194 | 192 | 202 | 208 | 185 | 198 | 202 | 199 |
| 青森県  |     |  |  | 151  | 157 | 140 | 126 | 135 | 129 | 130 | 132 | 141 | 143 | 160 | 170 | 159 |
| 岩手県  |     |  |  | 194  | 267 | 309 | 362 | 501 | 573 | 657 | 531 | 405 | 454 | 269 | 153 | 141 |
| 宮城県  |     |  |  | 106  | 110 | 118 | 154 | 172 | 174 | 178 | 164 | 139 | 146 | 95  | 84  | 77  |
| 秋田県  |     |  |  | 193  | 209 | 192 | 177 | 170 | 171 | 165 | 166 | 181 | 200 | 203 | 226 | 243 |
| 山形県  |     |  |  | 258  | 232 | 240 | 208 | 191 | 196 | 222 | 211 | 221 | 213 | 225 | 237 | 247 |
| 福島県  |     |  |  | 151  | 164 | 148 | 166 | 195 | 211 | 243 | 238 | 252 | 275 | 257 | 229 | 170 |
| 茨城県  |     |  |  | 89   | 98  | 109 | 111 | 117 | 99  | 81  | 95  | 103 | 106 | 112 | 113 | 120 |
| 栃木県  |     |  |  | 81   | 74  | 71  | 67  | 63  | 63  | 65  | 69  | 73  | 74  | 76  | 82  | 88  |
| 群馬県  |     |  |  | 91   | 90  | 95  | 101 | 98  | 97  | 90  | 86  | 95  | 94  | 71  | 80  | 91  |
| 埼玉県  |     |  |  | 34   | 36  | 33  | 36  | 30  | 24  | 24  | 26  | 29  | 28  | 32  | 33  | 33  |
| 千葉県  |     |  |  | 50   | 47  | 45  | 41  | 35  | 41  | 38  | 33  | 34  | 34  | 34  | 36  | 41  |
| 東京都  |     |  |  | 53   | 52  | 49  | 55  | 64  | 64  | 74  | 77  | 74  | 61  | 48  | 57  | 60  |
| 神奈川県 |     |  |  | 43   | 50  | 50  | 41  | 40  | 34  | 34  | 43  | 38  | 50  | 54  | 45  | 49  |
| 新潟県  |     |  |  | 159  | 146 | 151 | 155 | 149 | 148 | 149 | 155 | 161 | 167 | 164 | 175 | 163 |
| 富山県  |     |  |  | 152  | 144 | 150 | 145 | 116 | 112 | 119 | 114 | 127 | 134 | 140 | 147 | 147 |
| 石川県  |     |  |  | 143  | 158 | 161 | 155 | 132 | 146 | 134 | 137 | 138 | 135 | 148 | 146 | 143 |
| 福井県  |     |  |  | 216  | 194 | 191 | 189 | 179 | 189 | 215 | 215 | 248 | 253 | 293 | 330 | 258 |
| 山梨県  |     |  |  | 213  | 198 | 211 | 250 | 242 | 273 | 258 | 321 | 254 | 243 | 198 | 176 | 178 |
| 長野県  |     |  |  | 111  | 113 | 110 | 115 | 114 | 110 | 126 | 115 | 125 | 133 | 146 | 129 | 143 |
| 岐阜県  |     |  |  | 125  | 136 | 138 | 149 | 143 | 138 | 145 | 138 | 143 | 146 | 163 | 143 | 150 |
| 静岡県  |     |  |  | 81   | 80  | 73  | 69  | 68  | 66  | 75  | 77  | 75  | 78  | 84  | 83  | 76  |
| 愛知県  |     |  |  | 61   | 62  | 64  | 64  | 63  | 65  | 62  | 59  | 61  | 68  | 61  | 65  | 68  |
| 三重県  |     |  |  | 173  | 177 | 168 | 142 | 137 | 150 | 136 | 145 | 123 | 134 | 139 | 167 | 166 |
| 滋賀県  |     |  |  | 84   | 69  | 88  | 73  | 72  | 74  | 80  | 86  | 98  | 94  | 121 | 128 | 116 |
| 京都府  |     |  |  | 80   | 110 | 85  | 91  | 58  | 53  | 44  | 47  | 50  | 54  | 57  | 59  | 57  |
| 大阪府  |     |  |  | 32   | 30  | 31  | 29  | 30  | 35  | 27  | 28  | 28  | 28  | 29  | 32  | 34  |
| 兵庫県  |     |  |  | 73   | 61  | 69  | 65  | 64  | 74  | 65  | 65  | 69  | 70  | 83  | 82  | 76  |
| 奈良県  |     |  |  | 111  | 103 | 91  | 93  | 103 | 97  | 106 | 105 | 98  | 104 | 109 | 111 | 104 |
| 和歌山県 |     |  |  | 297  | 306 | 422 | 430 | 499 | 301 | 222 | 250 | 247 | 260 | 310 | 312 | 312 |
| 鳥取県  |     |  |  | 253  | 261 | 312 | 279 | 318 | 342 | 343 | 268 | 255 | 237 | 242 | 251 | 253 |
| 島根県  |     |  |  | 375  | 349 | 302 | 303 | 301 | 324 | 300 | 340 | 332 | 327 | 343 | 331 | 353 |
| 岡山県  |     |  |  | 90   | 91  | 88  | 87  | 88  | 81  | 76  | 85  | 86  | 82  | 84  | 88  | 96  |
| 広島県  |     |  |  | 122  | 113 | 102 | 85  | 70  | 70  | 71  | 64  | 86  | 85  | 91  | 106 | 104 |
| 山口県  |     |  |  | 158  | 121 | 121 | 136 | 128 | 130 | 137 | 125 | 143 | 138 | 151 | 144 | 146 |
| 徳島県  |     |  |  | 140  | 138 | 142 | 159 | 149 | 161 | 168 | 188 | 205 | 234 | 237 | 216 | 238 |
| 香川県  |     |  |  | 100  | 97  | 95  | 91  | 87  | 95  | 95  | 95  | 99  | 111 | 106 | 103 | 119 |
| 愛媛県  |     |  |  | 135  | 132 | 136 | 137 | 138 | 149 | 143 | 133 | 129 | 132 | 143 | 134 | 137 |
| 高知県  |     |  |  | 261  | 280 | 294 | 296 | 281 | 281 | 309 | 290 | 316 | 306 | 327 | 315 | 325 |
| 福岡県  |     |  |  | 84   | 84  | 81  | 77  | 78  | 78  | 78  | 78  | 84  | 77  | 81  | 84  | 88  |
| 佐賀県  |     |  |  | 167  | 146 | 140 | 149 | 145 | 135 | 149 | 140 | 134 | 162 | 154 | 155 | 140 |
| 長崎県  |     |  |  | 148  | 136 | 138 | 135 | 137 | 138 | 126 | 129 | 139 | 126 | 170 | 157 | 181 |
| 熊本県  |     |  |  | 107  | 104 | 113 | 112 | 109 | 92  | 114 | 128 | 135 | 125 | 141 | 139 | 138 |
| 大分県  |     |  |  | 180  | 177 | 191 | 202 | 152 | 161 | 157 | 154 | 155 | 154 | 171 | 178 | 193 |
| 宮崎県  |     |  |  | 210  | 213 | 193 | 199 | 171 | 186 | 168 | 170 | 168 | 157 | 206 | 191 | 179 |
| 鹿児島県 |     |  |  | 167  | 167 | 173 | 164 | 151 | 147 | 135 | 133 | 142 | 156 | 162 | 181 | 183 |
| 沖縄県  |     |  |  | 231  | 219 | 204 | 196 | 232 | 269 | 239 | 227 | 207 | 149 | 155 | 153 | 135 |

#### 4 農林水産投資

| 都道府県 |   |   | 年 度  |     |     |     |     |     |     |     |     |     |     |     |     |     |
|------|---|---|------|-----|-----|-----|-----|-----|-----|-----|-----|-----|-----|-----|-----|-----|
|      |   |   | 平成23 | 24  | 25  | 26  | 27  | 28  | 29  | 30  | 令和元 | 2   | 3   | 4   | 5   |     |
| 合    | 計 |   | 100  | 100 | 100 | 100 | 100 | 100 | 100 | 100 | 100 | 100 | 100 | 100 | 100 | 100 |
| 北    | 海 | 道 | 350  | 394 | 389 | 381 | 369 | 420 | 406 | 402 | 440 | 431 | 439 | 437 | 433 |     |
| 青    | 森 | 県 | 290  | 316 | 267 | 242 | 248 | 247 | 242 | 263 | 266 | 278 | 285 | 297 | 329 |     |
| 岩    | 手 | 県 | 322  | 286 | 332 | 371 | 373 | 334 | 341 | 342 | 394 | 341 | 357 | 299 | 282 |     |
| 宮    | 城 | 県 | 102  | 155 | 251 | 380 | 489 | 369 | 301 | 263 | 197 | 196 | 137 | 120 | 116 |     |
| 秋    | 田 | 県 | 305  | 277 | 321 | 312 | 301 | 345 | 395 | 422 | 413 | 382 | 456 | 427 | 411 |     |
| 山    | 形 | 県 | 190  | 207 | 217 | 213 | 190 | 211 | 231 | 225 | 227 | 232 | 251 | 254 | 255 |     |
| 福    | 島 | 県 | 120  | 138 | 124 | 172 | 214 | 247 | 247 | 290 | 250 | 269 | 279 | 261 | 328 |     |
| 茨    | 城 | 県 | 70   | 61  | 60  | 60  | 58  | 55  | 57  | 67  | 66  | 76  | 82  | 85  | 73  |     |
| 栃    | 木 | 県 | 78   | 70  | 66  | 71  | 76  | 71  | 70  | 79  | 85  | 74  | 78  | 78  | 99  |     |
| 群    | 馬 | 県 | 90   | 93  | 76  | 72  | 147 | 73  | 72  | 75  | 68  | 60  | 59  | 66  | 62  |     |
| 埼    | 玉 | 県 | 16   | 13  | 13  | 14  | 13  | 12  | 13  | 15  | 14  | 14  | 14  | 15  | 15  |     |
| 千    | 葉 | 県 | 34   | 40  | 36  | 31  | 33  | 33  | 34  | 36  | 38  | 41  | 38  | 37  | 31  |     |
| 東    | 京 | 都 | 12   | 8   | 9   | 10  | 8   | 9   | 7   | 10  | 11  | 11  | 7   | 10  | 8   |     |
| 神    | 奈 | 川 | 14   | 12  | 10  | 10  | 11  | 11  | 11  | 10  | 12  | 11  | 11  | 10  | 11  |     |
| 新    | 潟 | 県 | 204  | 237 | 203 | 188 | 173 | 206 | 210 | 241 | 235 | 205 | 213 | 206 | 219 |     |
| 富    | 山 | 県 | 183  | 213 | 214 | 180 | 159 | 164 | 160 | 175 | 166 | 178 | 183 | 205 | 185 |     |
| 石    | 川 | 県 | 137  | 125 | 149 | 133 | 127 | 143 | 160 | 154 | 156 | 157 | 144 | 150 | 156 |     |
| 福    | 井 | 県 | 327  | 325 | 265 | 309 | 320 | 215 | 214 | 223 | 202 | 197 | 209 | 199 | 216 |     |
| 山    | 梨 | 県 | 220  | 200 | 184 | 203 | 186 | 173 | 179 | 206 | 162 | 187 | 169 | 185 | 188 |     |
| 長    | 野 | 県 | 130  | 129 | 131 | 137 | 120 | 98  | 109 | 101 | 98  | 106 | 105 | 110 | 103 |     |
| 岐    | 阜 | 県 | 115  | 98  | 111 | 109 | 102 | 108 | 109 | 104 | 100 | 113 | 111 | 108 | 101 |     |
| 静    | 岡 | 県 | 75   | 78  | 82  | 67  | 68  | 71  | 73  | 65  | 76  | 82  | 80  | 72  | 72  |     |
| 愛    | 知 | 県 | 40   | 43  | 45  | 37  | 41  | 43  | 45  | 49  | 49  | 50  | 53  | 65  | 60  |     |
| 三    | 重 | 県 | 106  | 87  | 83  | 69  | 68  | 74  | 82  | 71  | 85  | 79  | 77  | 84  | 91  |     |
| 滋    | 賀 | 県 | 60   | 54  | 59  | 55  | 58  | 70  | 72  | 76  | 70  | 81  | 86  | 94  | 77  |     |
| 京    | 都 | 府 | 35   | 37  | 31  | 31  | 29  | 32  | 35  | 28  | 28  | 32  | 29  | 34  | 35  |     |
| 大    | 阪 | 府 | 6    | 8   | 5   | 5   | 4   | 7   | 6   | 4   | 5   | 5   | 5   | 4   | 5   |     |
| 兵    | 庫 | 県 | 55   | 40  | 41  | 40  | 49  | 73  | 47  | 51  | 50  | 46  | 49  | 52  | 52  |     |
| 奈    | 良 | 県 | 68   | 66  | 61  | 67  | 65  | 63  | 45  | 38  | 36  | 43  | 42  | 40  | 41  |     |
| 和    | 歌 | 山 | 152  | 141 | 149 | 126 | 124 | 139 | 135 | 138 | 151 | 162 | 173 | 151 | 142 |     |
| 鳥    | 取 | 県 | 191  | 167 | 155 | 167 | 139 | 141 | 240 | 178 | 187 | 174 | 173 | 159 | 149 |     |
| 島    | 根 | 県 | 378  | 318 | 329 | 325 | 292 | 264 | 242 | 281 | 291 | 301 | 328 | 334 | 338 |     |
| 岡    | 山 | 県 | 118  | 116 | 109 | 111 | 112 | 101 | 102 | 107 | 107 | 109 | 102 | 114 | 123 |     |
| 広    | 島 | 県 | 56   | 56  | 49  | 49  | 49  | 51  | 47  | 37  | 43  | 48  | 53  | 52  | 56  |     |
| 山    | 口 | 県 | 126  | 119 | 121 | 86  | 98  | 108 | 122 | 123 | 122 | 125 | 122 | 135 | 124 |     |
| 徳    | 島 | 県 | 234  | 236 | 207 | 227 | 213 | 219 | 240 | 242 | 226 | 232 | 251 | 221 | 250 |     |
| 香    | 川 | 県 | 115  | 132 | 102 | 84  | 95  | 104 | 121 | 118 | 109 | 113 | 106 | 97  | 87  |     |
| 愛    | 媛 | 県 | 137  | 157 | 129 | 119 | 116 | 129 | 122 | 116 | 123 | 126 | 131 | 146 | 152 |     |
| 高    | 知 | 県 | 315  | 249 | 254 | 268 | 273 | 229 | 265 | 236 | 253 | 244 | 283 | 288 | 292 |     |
| 福    | 岡 | 県 | 67   | 68  | 62  | 62  | 56  | 60  | 62  | 59  | 55  | 53  | 57  | 64  | 59  |     |
| 佐    | 賀 | 県 | 231  | 198 | 237 | 275 | 260 | 241 | 254 | 251 | 209 | 216 | 238 | 247 | 231 |     |
| 長    | 崎 | 県 | 219  | 207 | 221 | 230 | 187 | 200 | 204 | 212 | 210 | 219 | 211 | 224 | 254 |     |
| 熊    | 本 | 県 | 189  | 181 | 211 | 206 | 167 | 166 | 198 | 197 | 208 | 180 | 198 | 193 | 197 |     |
| 大    | 分 | 県 | 206  | 195 | 181 | 165 | 184 | 190 | 184 | 231 | 225 | 239 | 218 | 232 | 239 |     |
| 宮    | 崎 | 県 | 304  | 267 | 315 | 323 | 252 | 236 | 319 | 287 | 272 | 243 | 263 | 287 | 271 |     |
| 鹿    | 児 | 島 | 356  | 342 | 328 | 289 | 283 | 258 | 305 | 259 | 286 | 274 | 285 | 257 | 260 |     |
| 沖    | 繩 | 県 | 309  | 307 | 304 | 284 | 262 | 260 | 227 | 222 | 217 | 234 | 228 | 207 | 225 |     |

5 国土保全投資

| 都道府県 |   |   | 年 度  |     |     |     |     |     |     |     |     |     |     |     |     |     |     |
|------|---|---|------|-----|-----|-----|-----|-----|-----|-----|-----|-----|-----|-----|-----|-----|-----|
|      |   |   | 平成23 | 24  | 25  | 26  | 27  | 28  | 29  | 30  | 令和元 | 2   | 3   | 4   | 5   |     |     |
| 合    | 計 |   | 100  | 100 | 100 | 100 | 100 | 100 | 100 | 100 | 100 | 100 | 100 | 100 | 100 | 100 | 100 |
| 北    | 海 | 道 | 228  | 209 | 234 | 197 | 197 | 224 | 218 | 203 | 230 | 200 | 191 | 186 | 196 |     |     |
| 青    | 森 | 県 | 178  | 229 | 168 | 170 | 206 | 139 | 108 | 110 | 117 | 100 | 106 | 113 | 109 |     |     |
| 岩    | 手 | 県 | 212  | 214 | 164 | 161 | 194 | 206 | 232 | 259 | 236 | 231 | 207 | 204 | 177 |     |     |
| 宮    | 城 | 県 | 141  | 127 | 108 | 92  | 115 | 141 | 140 | 134 | 133 | 143 | 130 | 121 | 98  |     |     |
| 秋    | 田 | 県 | 216  | 190 | 225 | 212 | 216 | 223 | 220 | 267 | 285 | 301 | 342 | 352 | 467 |     |     |
| 山    | 形 | 県 | 177  | 162 | 197 | 193 | 166 | 174 | 177 | 176 | 181 | 175 | 177 | 216 | 208 |     |     |
| 福    | 島 | 県 | 96   | 95  | 96  | 107 | 116 | 147 | 155 | 147 | 147 | 185 | 210 | 235 | 210 |     |     |
| 茨    | 城 | 県 | 105  | 98  | 88  | 81  | 91  | 106 | 116 | 113 | 113 | 107 | 96  | 84  | 87  |     |     |
| 栃    | 木 | 県 | 138  | 103 | 84  | 78  | 79  | 91  | 85  | 99  | 88  | 96  | 108 | 127 | 121 |     |     |
| 群    | 馬 | 県 | 106  | 103 | 106 | 106 | 102 | 106 | 127 | 141 | 147 | 107 | 86  | 87  | 83  |     |     |
| 埼    | 玉 | 県 | 57   | 57  | 49  | 55  | 51  | 45  | 48  | 45  | 42  | 46  | 42  | 48  | 51  |     |     |
| 千    | 葉 | 県 | 42   | 36  | 31  | 33  | 36  | 37  | 38  | 34  | 33  | 35  | 34  | 39  | 39  |     |     |
| 東    | 京 | 都 | 30   | 33  | 30  | 37  | 41  | 39  | 43  | 39  | 36  | 34  | 32  | 30  | 30  |     |     |
| 神    | 奈 | 川 | 31   | 28  | 23  | 26  | 24  | 23  | 23  | 22  | 22  | 23  | 24  | 25  | 27  |     |     |
| 新    | 潟 | 県 | 191  | 213 | 264 | 263 | 231 | 196 | 181 | 189 | 193 | 174 | 180 | 170 | 178 |     |     |
| 富    | 山 | 県 | 200  | 196 | 217 | 211 | 198 | 179 | 200 | 189 | 169 | 193 | 203 | 206 | 194 |     |     |
| 石    | 川 | 県 | 131  | 124 | 134 | 128 | 112 | 108 | 131 | 122 | 123 | 131 | 125 | 123 | 119 |     |     |
| 福    | 井 | 県 | 180  | 156 | 185 | 208 | 191 | 189 | 180 | 201 | 213 | 209 | 220 | 247 | 292 |     |     |
| 山    | 梨 | 県 | 213  | 194 | 194 | 185 | 144 | 148 | 142 | 170 | 162 | 181 | 191 | 189 | 200 |     |     |
| 長    | 野 | 県 | 182  | 169 | 172 | 167 | 164 | 154 | 146 | 148 | 158 | 190 | 218 | 195 | 203 |     |     |
| 岐    | 阜 | 県 | 140  | 139 | 160 | 154 | 150 | 137 | 148 | 148 | 157 | 151 | 157 | 150 | 151 |     |     |
| 静    | 岡 | 県 | 107  | 111 | 114 | 106 | 111 | 109 | 107 | 109 | 103 | 109 | 116 | 105 | 108 |     |     |
| 愛    | 知 | 県 | 61   | 74  | 63  | 64  | 60  | 61  | 57  | 61  | 63  | 67  | 74  | 72  | 77  |     |     |
| 三    | 重 | 県 | 132  | 157 | 147 | 176 | 145 | 136 | 117 | 112 | 111 | 134 | 141 | 133 | 132 |     |     |
| 滋    | 賀 | 県 | 67   | 62  | 66  | 74  | 76  | 75  | 73  | 75  | 82  | 76  | 82  | 84  | 80  |     |     |
| 京    | 都 | 府 | 83   | 92  | 101 | 102 | 121 | 105 | 111 | 107 | 102 | 100 | 94  | 83  | 82  |     |     |
| 大    | 阪 | 府 | 37   | 35  | 35  | 42  | 49  | 47  | 44  | 45  | 41  | 41  | 40  | 41  | 35  |     |     |
| 兵    | 庫 | 県 | 93   | 99  | 86  | 83  | 79  | 78  | 80  | 78  | 76  | 81  | 83  | 75  | 65  |     |     |
| 奈    | 良 | 県 | 84   | 95  | 99  | 99  | 124 | 111 | 114 | 107 | 106 | 117 | 112 | 111 | 112 |     |     |
| 和    | 歌 | 山 | 161  | 186 | 242 | 241 | 227 | 192 | 222 | 254 | 231 | 211 | 237 | 215 | 215 |     |     |
| 鳥    | 取 | 県 | 313  | 241 | 270 | 232 | 230 | 213 | 223 | 225 | 229 | 237 | 229 | 221 | 217 |     |     |
| 島    | 根 | 県 | 372  | 348 | 309 | 293 | 257 | 279 | 246 | 234 | 231 | 238 | 244 | 282 | 306 |     |     |
| 岡    | 山 | 県 | 70   | 89  | 86  | 83  | 76  | 72  | 71  | 77  | 119 | 115 | 122 | 110 | 115 |     |     |
| 広    | 島 | 県 | 92   | 79  | 71  | 73  | 90  | 85  | 93  | 89  | 118 | 132 | 104 | 123 | 133 |     |     |
| 山    | 口 | 県 | 120  | 128 | 130 | 131 | 141 | 132 | 120 | 106 | 113 | 108 | 112 | 103 | 100 |     |     |
| 徳    | 島 | 県 | 206  | 272 | 291 | 291 | 289 | 313 | 259 | 295 | 315 | 350 | 333 | 309 | 329 |     |     |
| 香    | 川 | 県 | 90   | 96  | 91  | 86  | 90  | 91  | 108 | 120 | 109 | 105 | 84  | 78  | 78  |     |     |
| 愛    | 媛 | 県 | 131  | 129 | 147 | 160 | 158 | 147 | 144 | 151 | 170 | 157 | 181 | 183 | 206 |     |     |
| 高    | 知 | 県 | 297  | 320 | 289 | 324 | 368 | 413 | 354 | 360 | 347 | 344 | 383 | 333 | 330 |     |     |
| 福    | 岡 | 県 | 99   | 100 | 98  | 108 | 110 | 112 | 105 | 105 | 104 | 87  | 82  | 90  | 73  |     |     |
| 佐    | 賀 | 県 | 233  | 179 | 182 | 186 | 171 | 186 | 207 | 205 | 183 | 192 | 199 | 252 | 249 |     |     |
| 長    | 崎 | 県 | 106  | 110 | 97  | 102 | 105 | 108 | 110 | 124 | 123 | 116 | 141 | 160 | 166 |     |     |
| 熊    | 本 | 県 | 131  | 160 | 216 | 198 | 174 | 189 | 231 | 253 | 189 | 189 | 189 | 210 | 227 |     |     |
| 大    | 分 | 県 | 117  | 141 | 169 | 156 | 181 | 218 | 187 | 193 | 201 | 178 | 192 | 207 | 172 |     |     |
| 宮    | 崎 | 県 | 155  | 169 | 192 | 158 | 146 | 154 | 160 | 163 | 155 | 173 | 161 | 162 | 179 |     |     |
| 鹿    | 児 | 島 | 177  | 184 | 181 | 177 | 159 | 164 | 144 | 131 | 127 | 137 | 142 | 136 | 129 |     |     |
| 沖    | 繩 | 県 | 103  | 77  | 58  | 119 | 102 | 102 | 119 | 95  | 78  | 84  | 87  | 77  | 79  |     |     |

6 その他の投資

| 都道府県 | 年 度 |  | 平成23 | 24  | 25  | 26  | 27  | 28  | 29  | 30  | 令和元 | 2   | 3   | 4   | 5   |
|------|-----|--|------|-----|-----|-----|-----|-----|-----|-----|-----|-----|-----|-----|-----|
|      |     |  |      |     |     |     |     |     |     |     |     |     |     |     |     |
| 合 計  |     |  | 100  | 100 | 100 | 100 | 100 | 100 | 100 | 100 | 100 | 100 | 100 | 100 | 100 |
| 北海道  |     |  | 103  | 105 | 103 | 115 | 114 | 129 | 146 | 109 | 132 | 129 | 147 | 164 | 189 |
| 青森県  |     |  | 254  | 249 | 204 | 217 | 153 | 127 | 145 | 97  | 87  | 81  | 83  | 118 | 146 |
| 岩手県  |     |  | 422  | 618 | 760 | 518 | 558 | 506 | 442 | 318 | 297 | 243 | 185 | 145 | 123 |
| 宮城県  |     |  | 541  | 604 | 649 | 463 | 511 | 470 | 412 | 271 | 259 | 215 | 190 | 173 | 150 |
| 秋田県  |     |  | 105  | 123 | 123 | 171 | 138 | 108 | 147 | 143 | 144 | 146 | 140 | 115 | 155 |
| 山形県  |     |  | 67   | 94  | 119 | 125 | 120 | 131 | 107 | 84  | 128 | 132 | 156 | 121 | 147 |
| 福島県  |     |  | 260  | 296 | 368 | 425 | 478 | 508 | 496 | 442 | 440 | 913 | 462 | 535 | 432 |
| 茨城県  |     |  | 151  | 148 | 92  | 86  | 96  | 102 | 71  | 56  | 58  | 70  | 75  | 95  | 100 |
| 栃木県  |     |  | 185  | 61  | 63  | 53  | 106 | 87  | 72  | 49  | 74  | 191 | 89  | 79  | 77  |
| 群馬県  |     |  | 57   | 46  | 42  | 66  | 63  | 54  | 61  | 74  | 89  | 67  | 73  | 83  | 63  |
| 埼玉県  |     |  | 34   | 30  | 36  | 45  | 36  | 35  | 37  | 33  | 38  | 40  | 39  | 48  | 55  |
| 千葉県  |     |  | 58   | 67  | 37  | 39  | 41  | 46  | 44  | 33  | 37  | 39  | 38  | 43  | 36  |
| 東京都  |     |  | 120  | 103 | 104 | 102 | 117 | 128 | 84  | 183 | 107 | 77  | 93  | 99  | 113 |
| 神奈川県 |     |  | 47   | 43  | 44  | 44  | 56  | 60  | 67  | 55  | 60  | 46  | 64  | 54  | 56  |
| 新潟県  |     |  | 227  | 197 | 159 | 142 | 99  | 82  | 96  | 73  | 76  | 75  | 67  | 73  | 108 |
| 富山県  |     |  | 362  | 271 | 235 | 224 | 122 | 84  | 73  | 48  | 68  | 52  | 69  | 96  | 81  |
| 石川県  |     |  | 161  | 136 | 175 | 171 | 120 | 165 | 234 | 271 | 315 | 256 | 254 | 176 | 242 |
| 福井県  |     |  | 117  | 101 | 143 | 165 | 186 | 279 | 380 | 448 | 633 | 785 | 779 | 551 | 391 |
| 山梨県  |     |  | 84   | 117 | 108 | 101 | 84  | 71  | 89  | 75  | 71  | 90  | 87  | 118 | 95  |
| 長野県  |     |  | 114  | 111 | 108 | 132 | 98  | 82  | 101 | 79  | 113 | 170 | 159 | 156 | 157 |
| 岐阜県  |     |  | 55   | 57  | 58  | 65  | 78  | 74  | 67  | 78  | 101 | 119 | 144 | 131 | 89  |
| 静岡県  |     |  | 61   | 70  | 61  | 60  | 72  | 48  | 45  | 50  | 55  | 59  | 65  | 74  | 87  |
| 愛知県  |     |  | 49   | 42  | 44  | 51  | 50  | 42  | 54  | 52  | 60  | 44  | 56  | 62  | 64  |
| 三重県  |     |  | 82   | 108 | 79  | 77  | 84  | 63  | 68  | 76  | 50  | 56  | 55  | 63  | 78  |
| 滋賀県  |     |  | 50   | 47  | 66  | 79  | 57  | 57  | 62  | 47  | 41  | 48  | 39  | 48  | 56  |
| 京都府  |     |  | 55   | 50  | 75  | 80  | 70  | 55  | 67  | 85  | 96  | 57  | 64  | 82  | 66  |
| 大阪府  |     |  | 58   | 52  | 47  | 52  | 46  | 41  | 50  | 30  | 25  | 28  | 35  | 40  | 41  |
| 兵庫県  |     |  | 65   | 58  | 59  | 60  | 66  | 58  | 57  | 57  | 67  | 65  | 62  | 66  | 54  |
| 奈良県  |     |  | 47   | 65  | 57  | 51  | 55  | 52  | 39  | 42  | 48  | 49  | 65  | 60  | 60  |
| 和歌山県 |     |  | 138  | 204 | 135 | 125 | 121 | 119 | 106 | 89  | 118 | 108 | 129 | 100 | 176 |
| 鳥取県  |     |  | 115  | 151 | 127 | 150 | 128 | 126 | 173 | 179 | 226 | 117 | 128 | 142 | 178 |
| 島根県  |     |  | 132  | 164 | 181 | 251 | 216 | 168 | 139 | 130 | 160 | 154 | 213 | 251 | 259 |
| 岡山県  |     |  | 75   | 61  | 76  | 73  | 51  | 60  | 52  | 96  | 129 | 85  | 85  | 86  | 89  |
| 広島県  |     |  | 67   | 57  | 55  | 69  | 78  | 56  | 49  | 105 | 128 | 104 | 126 | 112 | 81  |
| 山口県  |     |  | 105  | 103 | 119 | 125 | 99  | 128 | 100 | 103 | 129 | 77  | 118 | 92  | 142 |
| 徳島県  |     |  | 97   | 105 | 110 | 157 | 135 | 117 | 103 | 85  | 103 | 101 | 86  | 95  | 115 |
| 香川県  |     |  | 71   | 70  | 58  | 92  | 97  | 80  | 97  | 70  | 63  | 76  | 76  | 67  | 77  |
| 愛媛県  |     |  | 48   | 63  | 67  | 77  | 64  | 71  | 60  | 91  | 133 | 82  | 95  | 88  | 73  |
| 高知県  |     |  | 129  | 129 | 154 | 199 | 221 | 178 | 183 | 181 | 249 | 204 | 232 | 212 | 208 |
| 福岡県  |     |  | 50   | 65  | 60  | 64  | 57  | 51  | 62  | 67  | 73  | 64  | 84  | 82  | 81  |
| 佐賀県  |     |  | 119  | 158 | 116 | 141 | 133 | 154 | 149 | 135 | 154 | 189 | 213 | 219 | 140 |
| 長崎県  |     |  | 116  | 119 | 120 | 146 | 138 | 218 | 272 | 207 | 244 | 237 | 226 | 184 | 123 |
| 熊本県  |     |  | 97   | 93  | 98  | 94  | 79  | 245 | 386 | 337 | 264 | 204 | 269 | 262 | 237 |
| 大分県  |     |  | 89   | 123 | 143 | 115 | 91  | 71  | 106 | 106 | 111 | 116 | 160 | 141 | 169 |
| 宮崎県  |     |  | 92   | 72  | 73  | 94  | 75  | 83  | 118 | 81  | 105 | 108 | 112 | 152 | 175 |
| 鹿児島県 |     |  | 99   | 90  | 90  | 102 | 108 | 118 | 132 | 104 | 102 | 113 | 135 | 127 | 124 |
| 沖縄県  |     |  | 65   | 108 | 121 | 146 | 168 | 137 | 128 | 94  | 111 | 132 | 130 | 84  | 86  |

第9-1表 都道府県別可住地単位面積（1km<sup>2</sup>）当たり投資額の推移

| 都道府県 | 年 度 |  | 平成19      | 20        | 21        | 22        | 23        | 24        | 25        | 26        |
|------|-----|--|-----------|-----------|-----------|-----------|-----------|-----------|-----------|-----------|
|      |     |  |           |           |           |           |           |           |           |           |
| 合 計  |     |  | 185,104   | 179,707   | 191,443   | 176,453   | 172,023   | 175,254   | 198,330   | 197,652   |
| 北海道  |     |  | 56,945    | 53,711    | 62,069    | 56,591    | 51,366    | 53,435    | 61,956    | 61,883    |
| 青森県  |     |  | 116,085   | 115,100   | 118,751   | 108,434   | 115,310   | 122,632   | 131,436   | 115,179   |
| 岩手県  |     |  | 102,853   | 97,229    | 103,426   | 84,797    | 141,366   | 166,868   | 228,892   | 211,566   |
| 宮城県  |     |  | 126,806   | 125,552   | 142,753   | 104,261   | 266,609   | 281,272   | 376,292   | 392,402   |
| 秋田県  |     |  | 102,401   | 92,422    | 96,897    | 87,597    | 86,726    | 88,920    | 100,343   | 102,076   |
| 山形県  |     |  | 108,384   | 98,886    | 120,864   | 107,904   | 108,440   | 107,282   | 132,887   | 127,152   |
| 福島県  |     |  | 95,107    | 86,751    | 95,875    | 83,301    | 132,738   | 136,865   | 168,322   | 196,380   |
| 茨城県  |     |  | 117,301   | 118,869   | 131,672   | 109,644   | 133,740   | 139,481   | 143,352   | 142,047   |
| 栃木県  |     |  | 117,469   | 106,323   | 115,410   | 108,394   | 121,106   | 93,729    | 100,597   | 97,400    |
| 群馬県  |     |  | 146,098   | 142,533   | 163,319   | 152,171   | 136,843   | 131,743   | 154,816   | 162,991   |
| 埼玉県  |     |  | 297,673   | 299,568   | 308,184   | 285,757   | 266,078   | 285,366   | 292,065   | 303,623   |
| 千葉県  |     |  | 189,713   | 190,185   | 189,988   | 173,760   | 175,180   | 181,792   | 189,868   | 186,616   |
| 東京都  |     |  | 1,677,575 | 1,811,972 | 1,913,446 | 1,793,535 | 1,564,574 | 1,565,822 | 1,618,422 | 1,659,811 |
| 神奈川県 |     |  | 656,105   | 668,303   | 649,950   | 611,487   | 590,265   | 598,073   | 623,419   | 611,255   |
| 新潟県  |     |  | 175,636   | 169,694   | 177,965   | 165,718   | 171,591   | 169,614   | 189,977   | 178,927   |
| 富山県  |     |  | 211,829   | 224,094   | 245,987   | 245,221   | 227,337   | 220,848   | 254,913   | 244,079   |
| 石川県  |     |  | 226,009   | 206,214   | 203,185   | 206,032   | 204,515   | 205,860   | 241,707   | 230,312   |
| 福井県  |     |  | 247,477   | 213,059   | 217,447   | 209,868   | 203,038   | 191,379   | 229,430   | 233,941   |
| 山梨県  |     |  | 219,530   | 221,400   | 228,933   | 225,751   | 208,868   | 217,755   | 242,067   | 253,452   |
| 長野県  |     |  | 160,239   | 141,684   | 159,283   | 153,163   | 148,820   | 151,421   | 167,473   | 178,362   |
| 岐阜県  |     |  | 208,860   | 187,684   | 209,299   | 183,457   | 172,874   | 173,310   | 199,425   | 201,866   |
| 静岡県  |     |  | 245,183   | 250,877   | 241,416   | 210,076   | 195,889   | 208,323   | 220,134   | 197,150   |
| 愛知県  |     |  | 391,172   | 381,277   | 366,192   | 315,828   | 282,221   | 293,893   | 333,986   | 331,264   |
| 三重県  |     |  | 175,154   | 172,747   | 176,782   | 174,108   | 169,970   | 174,250   | 191,381   | 182,592   |
| 滋賀県  |     |  | 168,462   | 161,396   | 160,511   | 152,458   | 145,514   | 137,209   | 169,903   | 169,992   |
| 京都府  |     |  | 364,968   | 377,363   | 359,184   | 338,830   | 302,386   | 324,494   | 365,982   | 359,735   |
| 大阪府  |     |  | 799,366   | 770,434   | 811,880   | 692,091   | 642,403   | 628,813   | 689,816   | 718,989   |
| 兵庫県  |     |  | 296,161   | 285,036   | 305,265   | 306,811   | 259,877   | 251,047   | 299,178   | 282,822   |
| 奈良県  |     |  | 236,039   | 232,488   | 249,111   | 247,019   | 216,726   | 223,842   | 254,879   | 248,896   |
| 和歌山県 |     |  | 224,775   | 216,056   | 245,068   | 240,875   | 240,036   | 266,225   | 335,591   | 316,376   |
| 鳥取県  |     |  | 194,709   | 187,807   | 205,936   | 200,658   | 173,068   | 174,454   | 211,505   | 198,619   |
| 島根県  |     |  | 248,030   | 224,999   | 248,472   | 247,023   | 205,835   | 197,718   | 215,897   | 215,839   |
| 岡山県  |     |  | 147,660   | 131,411   | 135,524   | 132,477   | 127,056   | 130,980   | 148,249   | 146,881   |
| 広島県  |     |  | 222,390   | 196,491   | 198,276   | 198,040   | 183,686   | 177,137   | 193,754   | 181,525   |
| 山口県  |     |  | 181,827   | 155,523   | 182,482   | 177,815   | 167,320   | 154,697   | 171,518   | 176,237   |
| 徳島県  |     |  | 215,490   | 184,140   | 196,453   | 185,423   | 166,496   | 176,041   | 211,731   | 216,279   |
| 香川県  |     |  | 150,477   | 151,806   | 166,902   | 155,569   | 165,561   | 151,328   | 172,871   | 181,167   |
| 愛媛県  |     |  | 159,716   | 143,346   | 153,205   | 149,068   | 138,533   | 148,816   | 167,664   | 171,392   |
| 高知県  |     |  | 194,489   | 184,556   | 226,687   | 220,783   | 186,505   | 190,247   | 228,770   | 241,728   |
| 福岡県  |     |  | 317,987   | 310,790   | 350,688   | 308,383   | 259,112   | 276,846   | 307,713   | 313,058   |
| 佐賀県  |     |  | 180,252   | 172,124   | 188,625   | 169,667   | 153,093   | 154,789   | 172,081   | 179,149   |
| 長崎県  |     |  | 194,349   | 177,733   | 206,742   | 187,209   | 176,880   | 178,423   | 200,203   | 195,417   |
| 熊本県  |     |  | 147,830   | 139,569   | 161,777   | 152,987   | 123,205   | 132,152   | 163,747   | 145,901   |
| 大分県  |     |  | 153,238   | 140,328   | 151,100   | 142,898   | 134,782   | 145,990   | 164,842   | 156,497   |
| 宮崎県  |     |  | 154,882   | 153,808   | 159,051   | 151,765   | 135,578   | 131,161   | 159,504   | 158,712   |
| 鹿児島県 |     |  | 135,814   | 126,909   | 142,250   | 129,677   | 123,087   | 121,020   | 135,410   | 132,939   |
| 沖縄県  |     |  | 328,702   | 325,539   | 346,780   | 319,734   | 290,117   | 298,966   | 332,973   | 347,400   |

(単位：千円)

| 27        | 28        | 29        | 30        | 令和元       | 2         | 3         | 4         | 5         |
|-----------|-----------|-----------|-----------|-----------|-----------|-----------|-----------|-----------|
| 189,542   | 192,900   | 194,409   | 200,513   | 207,215   | 220,172   | 208,254   | 199,379   | 203,937   |
| 55,629    | 60,784    | 63,573    | 60,542    | 66,085    | 69,214    | 68,481    | 66,546    | 70,297    |
| 105,045   | 102,794   | 100,516   | 100,330   | 103,394   | 110,286   | 111,212   | 111,497   | 111,749   |
| 225,809   | 231,396   | 236,489   | 206,947   | 189,953   | 195,307   | 132,886   | 100,254   | 90,175    |
| 433,868   | 406,864   | 338,525   | 290,301   | 265,034   | 268,607   | 203,435   | 179,353   | 163,786   |
| 91,500    | 89,814    | 94,153    | 98,495    | 106,018   | 119,652   | 118,473   | 111,297   | 123,384   |
| 107,321   | 115,821   | 118,618   | 116,725   | 127,398   | 137,820   | 137,161   | 132,072   | 132,632   |
| 207,301   | 230,294   | 226,912   | 212,881   | 204,479   | 332,123   | 218,258   | 211,805   | 190,539   |
| 136,492   | 136,452   | 129,078   | 130,421   | 135,693   | 158,522   | 145,232   | 140,223   | 140,888   |
| 104,513   | 96,889    | 96,584    | 106,666   | 118,968   | 154,879   | 122,087   | 119,453   | 116,727   |
| 155,590   | 153,377   | 156,971   | 159,109   | 174,546   | 175,551   | 144,376   | 142,104   | 150,656   |
| 267,252   | 274,308   | 289,038   | 269,444   | 279,073   | 297,942   | 284,470   | 297,719   | 311,976   |
| 175,882   | 180,626   | 180,050   | 167,749   | 176,695   | 188,473   | 176,656   | 175,395   | 177,179   |
| 1,764,397 | 1,895,610 | 1,755,691 | 2,352,403 | 2,145,994 | 1,911,762 | 1,815,647 | 1,844,061 | 1,929,676 |
| 631,822   | 638,305   | 689,001   | 722,252   | 721,871   | 770,592   | 825,035   | 724,527   | 770,272   |
| 150,715   | 144,227   | 154,840   | 149,226   | 157,307   | 166,698   | 160,825   | 149,914   | 162,745   |
| 178,903   | 173,079   | 172,537   | 168,307   | 181,490   | 194,342   | 200,418   | 182,659   | 177,346   |
| 189,173   | 207,839   | 230,754   | 253,306   | 270,636   | 282,445   | 276,865   | 244,155   | 245,251   |
| 229,089   | 238,398   | 265,028   | 293,613   | 352,539   | 451,850   | 411,534   | 365,529   | 323,619   |
| 223,996   | 229,453   | 229,227   | 254,244   | 236,779   | 251,398   | 228,062   | 222,966   | 228,089   |
| 157,068   | 146,736   | 154,324   | 142,315   | 170,672   | 211,800   | 200,933   | 175,432   | 188,033   |
| 187,772   | 195,935   | 197,303   | 199,343   | 219,085   | 245,067   | 251,887   | 226,101   | 220,508   |
| 191,562   | 185,447   | 192,971   | 198,449   | 223,029   | 241,365   | 225,907   | 222,800   | 242,020   |
| 325,523   | 319,128   | 334,735   | 371,318   | 388,843   | 401,132   | 385,027   | 387,740   | 407,477   |
| 166,485   | 169,232   | 166,403   | 175,865   | 170,599   | 178,744   | 173,531   | 183,609   | 186,127   |
| 161,906   | 158,229   | 167,483   | 163,028   | 174,595   | 200,845   | 200,065   | 192,045   | 189,048   |
| 322,934   | 310,033   | 322,027   | 329,029   | 360,321   | 329,008   | 326,241   | 326,983   | 327,108   |
| 720,205   | 692,967   | 703,946   | 749,727   | 715,821   | 774,420   | 787,780   | 816,135   | 832,803   |
| 278,241   | 284,102   | 273,888   | 274,387   | 300,571   | 349,544   | 335,434   | 311,236   | 290,225   |
| 244,463   | 250,145   | 239,289   | 233,304   | 264,024   | 287,630   | 286,658   | 257,722   | 281,924   |
| 307,584   | 240,522   | 223,459   | 230,146   | 259,388   | 285,710   | 287,189   | 262,979   | 279,946   |
| 183,704   | 198,288   | 223,811   | 219,230   | 217,957   | 208,644   | 212,764   | 190,823   | 197,379   |
| 196,383   | 194,019   | 178,863   | 186,648   | 207,565   | 223,225   | 230,743   | 219,028   | 232,132   |
| 134,729   | 130,430   | 129,239   | 149,108   | 167,661   | 170,461   | 162,082   | 159,813   | 172,906   |
| 175,888   | 168,133   | 167,500   | 187,039   | 228,066   | 241,001   | 240,823   | 241,700   | 248,035   |
| 161,220   | 172,148   | 170,114   | 171,414   | 188,534   | 171,756   | 171,818   | 156,539   | 178,247   |
| 192,730   | 195,489   | 194,825   | 203,110   | 220,060   | 250,616   | 240,720   | 221,446   | 241,160   |
| 182,319   | 183,552   | 191,447   | 169,705   | 178,837   | 193,937   | 184,166   | 167,729   | 187,906   |
| 157,803   | 164,053   | 163,270   | 166,284   | 188,454   | 176,125   | 180,126   | 166,669   | 175,235   |
| 228,767   | 240,655   | 253,789   | 245,403   | 265,826   | 269,028   | 272,446   | 246,510   | 243,542   |
| 297,773   | 294,391   | 298,289   | 310,957   | 323,360   | 333,025   | 337,939   | 325,467   | 329,668   |
| 160,404   | 159,687   | 169,148   | 164,068   | 169,439   | 208,260   | 210,189   | 214,231   | 184,504   |
| 175,841   | 198,682   | 219,570   | 213,939   | 246,556   | 242,790   | 238,720   | 209,996   | 208,753   |
| 129,802   | 156,628   | 208,103   | 227,430   | 218,550   | 198,276   | 202,885   | 193,066   | 192,086   |
| 137,599   | 140,607   | 147,337   | 153,645   | 163,694   | 173,896   | 176,448   | 170,419   | 182,959   |
| 124,318   | 128,197   | 138,282   | 131,192   | 145,632   | 157,208   | 159,059   | 156,196   | 159,506   |
| 114,883   | 116,292   | 123,715   | 115,316   | 127,445   | 141,157   | 137,200   | 129,266   | 135,519   |
| 365,009   | 395,158   | 365,929   | 329,078   | 340,511   | 345,375   | 318,416   | 290,632   | 308,160   |

第9-2表 都道府県別可住地単位面積（1km<sup>2</sup>）当たり投資額の推移（対全国指数）

| 都道府県 | 年 度 |   |   | 平成19 | 20    | 21  | 22    | 23  | 24  | 25  | 26  |
|------|-----|---|---|------|-------|-----|-------|-----|-----|-----|-----|
|      |     |   |   |      |       |     |       |     |     |     |     |
| 合 計  |     |   |   | 100  | 100   | 100 | 100   | 100 | 100 | 100 | 100 |
| 北海道  | 北   | 海 | 道 | 31   | 30    | 32  | 32    | 30  | 30  | 31  | 31  |
| 青森県  | 青   | 森 | 県 | 63   | 64    | 62  | 61    | 67  | 70  | 66  | 58  |
| 岩手県  | 岩   | 手 | 県 | 56   | 54    | 54  | 48    | 82  | 95  | 115 | 107 |
| 宮城県  | 宮   | 城 | 県 | 69   | 70    | 75  | 59    | 155 | 160 | 190 | 199 |
| 秋田県  | 秋   | 田 | 県 | 55   | 51    | 51  | 50    | 50  | 51  | 51  | 52  |
| 山形県  | 山   | 形 | 県 | 59   | 55    | 63  | 61    | 63  | 61  | 67  | 64  |
| 福島県  | 福   | 島 | 県 | 51   | 48    | 50  | 47    | 77  | 78  | 85  | 99  |
| 茨城県  | 茨   | 城 | 県 | 63   | 66    | 69  | 62    | 78  | 80  | 72  | 72  |
| 栃木県  | 栃   | 木 | 県 | 63   | 59    | 60  | 61    | 70  | 53  | 51  | 49  |
| 群馬県  | 群   | 馬 | 県 | 79   | 79    | 85  | 86    | 80  | 75  | 78  | 82  |
| 埼玉県  | 埼   | 玉 | 県 | 161  | 167   | 161 | 162   | 155 | 163 | 147 | 154 |
| 千葉県  | 千   | 葉 | 県 | 102  | 106   | 99  | 98    | 102 | 104 | 96  | 94  |
| 東京都  | 東   | 京 | 都 | 906  | 1,008 | 999 | 1,016 | 910 | 893 | 816 | 840 |
| 神奈川県 | 神   | 奈 | 川 | 県    | 354   | 372 | 340   | 347 | 343 | 341 | 309 |
| 新潟県  | 新   | 潟 | 県 | 95   | 94    | 93  | 94    | 100 | 97  | 96  | 91  |
| 富山県  | 富   | 山 | 県 | 114  | 125   | 128 | 139   | 132 | 126 | 129 | 123 |
| 石川県  | 石   | 川 | 県 | 122  | 115   | 106 | 117   | 119 | 117 | 122 | 117 |
| 福井県  | 福   | 井 | 県 | 134  | 119   | 114 | 119   | 118 | 109 | 116 | 118 |
| 山梨県  | 山   | 梨 | 県 | 119  | 123   | 120 | 128   | 121 | 124 | 122 | 128 |
| 長野県  | 長   | 野 | 県 | 87   | 79    | 83  | 87    | 87  | 86  | 84  | 90  |
| 岐阜県  | 岐   | 阜 | 県 | 113  | 104   | 109 | 104   | 100 | 99  | 101 | 102 |
| 静岡県  | 静   | 岡 | 県 | 132  | 140   | 126 | 119   | 114 | 119 | 111 | 100 |
| 愛知県  | 愛   | 知 | 県 | 211  | 212   | 191 | 179   | 164 | 168 | 168 | 168 |
| 三重県  | 三   | 重 | 県 | 95   | 96    | 92  | 99    | 99  | 99  | 96  | 92  |
| 滋賀県  | 滋   | 賀 | 県 | 91   | 90    | 84  | 86    | 85  | 78  | 86  | 86  |
| 京都府  | 京   | 都 | 府 | 197  | 210   | 188 | 192   | 176 | 185 | 185 | 182 |
| 大阪府  | 大   | 阪 | 府 | 432  | 429   | 424 | 392   | 373 | 359 | 348 | 364 |
| 兵庫県  | 兵   | 庫 | 県 | 160  | 159   | 159 | 174   | 151 | 143 | 151 | 143 |
| 奈良県  | 奈   | 良 | 県 | 128  | 129   | 130 | 140   | 126 | 128 | 129 | 126 |
| 和歌山県 | 和   | 歌 | 山 | 県    | 121   | 120 | 128   | 137 | 140 | 152 | 169 |
| 鳥取県  | 鳥   | 取 | 県 | 105  | 105   | 108 | 114   | 101 | 100 | 107 | 100 |
| 島根県  | 島   | 根 | 県 | 134  | 125   | 130 | 140   | 120 | 113 | 109 | 109 |
| 岡山県  | 岡   | 山 | 県 | 80   | 73    | 71  | 75    | 74  | 75  | 75  | 74  |
| 広島県  | 広   | 島 | 県 | 120  | 109   | 104 | 112   | 107 | 101 | 98  | 92  |
| 山口県  | 山   | 口 | 県 | 98   | 87    | 95  | 101   | 97  | 88  | 86  | 89  |
| 徳島県  | 徳   | 島 | 県 | 116  | 102   | 103 | 105   | 97  | 100 | 107 | 109 |
| 香川県  | 香   | 川 | 県 | 81   | 84    | 87  | 88    | 96  | 86  | 87  | 92  |
| 愛媛県  | 愛   | 媛 | 県 | 86   | 80    | 80  | 84    | 81  | 85  | 85  | 87  |
| 高知県  | 高   | 知 | 県 | 105  | 103   | 118 | 125   | 108 | 109 | 115 | 122 |
| 福岡県  | 福   | 岡 | 県 | 172  | 173   | 183 | 175   | 151 | 158 | 155 | 158 |
| 佐賀県  | 佐   | 賀 | 県 | 97   | 96    | 99  | 96    | 89  | 88  | 87  | 91  |
| 長崎県  | 長   | 崎 | 県 | 105  | 99    | 108 | 106   | 103 | 102 | 101 | 99  |
| 熊本県  | 熊   | 本 | 県 | 80   | 78    | 85  | 87    | 72  | 75  | 83  | 74  |
| 大宮県  | 大   | 宮 | 県 | 83   | 78    | 79  | 81    | 78  | 83  | 83  | 79  |
| 宮崎県  | 宮   | 崎 | 県 | 84   | 86    | 83  | 86    | 79  | 75  | 80  | 80  |
| 鹿児島県 | 鹿   | 児 | 島 | 県    | 73    | 71  | 74    | 73  | 72  | 69  | 67  |
| 沖縄県  | 沖   | 縄 | 県 | 178  | 181   | 181 | 181   | 169 | 171 | 168 | 176 |

| 27  | 28  | 29  | 30    | 令和元   | 2   | 3   | 4   | 5   |
|-----|-----|-----|-------|-------|-----|-----|-----|-----|
| 100 | 100 | 100 | 100   | 100   | 100 | 100 | 100 | 100 |
| 29  | 32  | 33  | 30    | 32    | 31  | 33  | 33  | 34  |
| 55  | 53  | 52  | 50    | 50    | 50  | 53  | 56  | 55  |
| 119 | 120 | 122 | 103   | 92    | 89  | 64  | 50  | 44  |
| 229 | 211 | 174 | 145   | 128   | 122 | 98  | 90  | 80  |
| 48  | 47  | 48  | 49    | 51    | 54  | 57  | 56  | 61  |
| 57  | 60  | 61  | 58    | 61    | 63  | 66  | 66  | 65  |
| 109 | 119 | 117 | 106   | 99    | 151 | 105 | 106 | 93  |
| 72  | 71  | 66  | 65    | 65    | 72  | 70  | 70  | 69  |
| 55  | 50  | 50  | 53    | 57    | 70  | 59  | 60  | 57  |
| 82  | 80  | 81  | 79    | 84    | 80  | 69  | 71  | 74  |
| 141 | 142 | 149 | 134   | 135   | 135 | 137 | 149 | 153 |
| 93  | 94  | 93  | 84    | 85    | 86  | 85  | 88  | 87  |
| 931 | 983 | 903 | 1,173 | 1,036 | 868 | 872 | 925 | 946 |
| 333 | 331 | 354 | 360   | 348   | 350 | 396 | 363 | 378 |
| 80  | 75  | 80  | 74    | 76    | 76  | 77  | 75  | 80  |
| 94  | 90  | 89  | 84    | 88    | 88  | 96  | 92  | 87  |
| 100 | 108 | 119 | 126   | 131   | 128 | 133 | 122 | 120 |
| 121 | 124 | 136 | 146   | 170   | 205 | 198 | 183 | 159 |
| 118 | 119 | 118 | 127   | 114   | 114 | 110 | 112 | 112 |
| 83  | 76  | 79  | 71    | 82    | 96  | 96  | 88  | 92  |
| 99  | 102 | 101 | 99    | 106   | 111 | 121 | 113 | 108 |
| 101 | 96  | 99  | 99    | 108   | 110 | 108 | 112 | 119 |
| 172 | 165 | 172 | 185   | 188   | 182 | 185 | 194 | 200 |
| 88  | 88  | 86  | 88    | 82    | 81  | 83  | 92  | 91  |
| 85  | 82  | 86  | 81    | 84    | 91  | 96  | 96  | 93  |
| 170 | 161 | 166 | 164   | 174   | 149 | 157 | 164 | 160 |
| 380 | 359 | 362 | 374   | 345   | 352 | 378 | 409 | 408 |
| 147 | 147 | 141 | 137   | 145   | 159 | 161 | 156 | 142 |
| 129 | 130 | 123 | 116   | 127   | 131 | 138 | 129 | 138 |
| 162 | 125 | 115 | 115   | 125   | 130 | 138 | 132 | 137 |
| 97  | 103 | 115 | 109   | 105   | 95  | 102 | 96  | 97  |
| 104 | 101 | 92  | 93    | 100   | 101 | 111 | 110 | 114 |
| 71  | 68  | 66  | 74    | 81    | 77  | 78  | 80  | 85  |
| 93  | 87  | 86  | 93    | 110   | 109 | 116 | 121 | 122 |
| 85  | 89  | 88  | 85    | 91    | 78  | 83  | 79  | 87  |
| 102 | 101 | 100 | 101   | 106   | 114 | 116 | 111 | 118 |
| 96  | 95  | 98  | 85    | 86    | 88  | 88  | 84  | 92  |
| 83  | 85  | 84  | 83    | 91    | 80  | 86  | 84  | 86  |
| 121 | 125 | 131 | 122   | 128   | 122 | 131 | 124 | 119 |
| 157 | 153 | 153 | 155   | 156   | 151 | 162 | 163 | 162 |
| 85  | 83  | 87  | 82    | 82    | 95  | 101 | 107 | 90  |
| 93  | 103 | 113 | 107   | 119   | 110 | 115 | 105 | 102 |
| 68  | 81  | 107 | 113   | 105   | 90  | 97  | 97  | 94  |
| 73  | 73  | 76  | 77    | 79    | 79  | 85  | 85  | 90  |
| 66  | 66  | 71  | 65    | 70    | 71  | 76  | 78  | 78  |
| 61  | 60  | 64  | 58    | 62    | 64  | 66  | 65  | 66  |
| 193 | 205 | 188 | 164   | 164   | 157 | 153 | 146 | 151 |

第10-1表 ブロック別にみた事業目的別投資額の推移

1 合 計

| 区 分 \ 年 度 | 平成19       | 20         | 21         | 22         | 23         | 24         | 25         | 26         |
|-----------|------------|------------|------------|------------|------------|------------|------------|------------|
| 全 国       | 23,064,485 | 22,394,503 | 23,857,659 | 21,990,079 | 21,465,687 | 21,869,825 | 24,749,805 | 24,667,204 |
| 大 都 市 圏   | 12,070,907 | 12,059,728 | 12,490,339 | 11,516,466 | 10,777,306 | 10,899,134 | 11,856,234 | 11,846,106 |
| 関 東       | 6,521,519  | 6,646,699  | 6,962,854  | 6,472,690  | 6,152,287  | 6,187,641  | 6,497,974  | 6,605,789  |
| う ち 内 陸 海 | 1,797,601  | 1,711,509  | 1,891,792  | 1,739,049  | 1,800,897  | 1,749,809  | 1,903,251  | 1,948,232  |
|           | 4,723,918  | 4,935,190  | 5,071,062  | 4,733,640  | 4,351,390  | 4,437,832  | 4,594,723  | 4,657,557  |
| 東 海       | 2,588,436  | 2,527,895  | 2,508,371  | 2,218,388  | 2,062,882  | 2,140,793  | 2,379,367  | 2,298,029  |
| 近 畿       | 2,960,953  | 2,885,133  | 3,019,113  | 2,825,389  | 2,562,137  | 2,570,701  | 2,978,893  | 2,942,289  |
| う ち 内 陸 海 | 843,231    | 845,537    | 837,256    | 801,334    | 727,171    | 748,352    | 865,766    | 853,309    |
|           | 2,117,722  | 2,039,596  | 2,181,857  | 2,024,055  | 1,834,966  | 1,822,349  | 2,113,127  | 2,088,980  |
| 地 方 圏     | 10,993,578 | 10,334,775 | 11,367,320 | 10,473,613 | 10,688,381 | 10,970,690 | 12,893,571 | 12,821,098 |
| 北 海 道     | 1,557,036  | 1,468,626  | 1,697,156  | 1,547,363  | 1,402,458  | 1,458,945  | 1,691,588  | 1,687,477  |
| 東 北       | 2,803,588  | 2,663,578  | 2,891,353  | 2,512,193  | 3,456,046  | 3,627,181  | 4,476,869  | 4,467,121  |
| 北 陸       | 855,012    | 809,933    | 841,295    | 835,973    | 802,801    | 783,345    | 918,555    | 893,091    |
| 中 国       | 1,669,893  | 1,490,818  | 1,597,886  | 1,575,657  | 1,435,055  | 1,397,326  | 1,561,876  | 1,526,274  |
| う ち 山 陰 陽 | 497,586    | 461,566    | 508,385    | 501,706    | 421,733    | 412,484    | 469,297    | 457,638    |
|           | 1,172,306  | 1,029,252  | 1,089,501  | 1,073,951  | 1,013,322  | 984,842    | 1,092,579  | 1,068,636  |
| 四 国       | 852,810    | 783,951    | 874,916    | 838,869    | 776,380    | 793,163    | 925,902    | 958,976    |
| 九 州       | 2,852,580  | 2,719,085  | 3,039,910  | 2,771,885  | 2,458,798  | 2,543,002  | 2,909,224  | 2,859,120  |
| う ち 北 九 州 | 1,716,804  | 1,636,991  | 1,836,930  | 1,647,622  | 1,458,585  | 1,533,047  | 1,711,835  | 1,720,492  |
| 南 九 州     | 1,135,776  | 1,082,094  | 1,202,980  | 1,124,262  | 1,000,213  | 1,009,956  | 1,197,389  | 1,138,628  |
| 沖 縄       | 402,659    | 398,786    | 424,805    | 391,674    | 356,844    | 367,728    | 409,556    | 429,039    |

第10-2表 ブロック別にみた事業目的別投資額の推移（構成比）

1 合 計

| 区 分 \ 年 度 | 平成19  | 20    | 21    | 22    | 23    | 24    | 25    | 26    |
|-----------|-------|-------|-------|-------|-------|-------|-------|-------|
| 全 国       | 100.0 | 100.0 | 100.0 | 100.0 | 100.0 | 100.0 | 100.0 | 100.0 |
| 大 都 市 圏   | 52.3  | 53.9  | 52.4  | 52.4  | 50.2  | 49.8  | 47.9  | 48.0  |
| 関 東       | 28.3  | 29.7  | 29.2  | 29.4  | 28.7  | 28.3  | 26.3  | 26.8  |
| う ち 内 陸 海 | 7.8   | 7.6   | 7.9   | 7.9   | 8.4   | 8.0   | 7.7   | 7.9   |
|           | 20.5  | 22.0  | 21.3  | 21.5  | 20.3  | 20.3  | 18.6  | 18.9  |
| 東 海       | 11.2  | 11.3  | 10.5  | 10.1  | 9.6   | 9.8   | 9.6   | 9.3   |
| 近 畿       | 12.8  | 12.9  | 12.7  | 12.8  | 11.9  | 11.8  | 12.0  | 11.9  |
| う ち 内 陸 海 | 3.7   | 3.8   | 3.5   | 3.6   | 3.4   | 3.4   | 3.5   | 3.5   |
|           | 9.2   | 9.1   | 9.1   | 9.2   | 8.5   | 8.3   | 8.5   | 8.5   |
| 地 方 圏     | 47.7  | 46.1  | 47.6  | 47.6  | 49.8  | 50.2  | 52.1  | 52.0  |
| 北 海 道     | 6.8   | 6.6   | 7.1   | 7.0   | 6.5   | 6.7   | 6.8   | 6.8   |
| 東 北       | 12.2  | 11.9  | 12.1  | 11.4  | 16.1  | 16.6  | 18.1  | 18.1  |
| 北 陸       | 3.7   | 3.6   | 3.5   | 3.8   | 3.7   | 3.6   | 3.7   | 3.6   |
| 中 国       | 7.2   | 6.7   | 6.7   | 7.2   | 6.7   | 6.4   | 6.3   | 6.2   |
| う ち 山 陰 陽 | 2.2   | 2.1   | 2.1   | 2.3   | 2.0   | 1.9   | 1.9   | 1.9   |
|           | 5.1   | 4.6   | 4.6   | 4.9   | 4.7   | 4.5   | 4.4   | 4.3   |
| 四 国       | 3.7   | 3.5   | 3.7   | 3.8   | 3.6   | 3.6   | 3.7   | 3.9   |
| 九 州       | 12.4  | 12.1  | 12.7  | 12.6  | 11.5  | 11.6  | 11.8  | 11.6  |
| う ち 北 九 州 | 7.4   | 7.3   | 7.7   | 7.5   | 6.8   | 7.0   | 6.9   | 7.0   |
| 南 九 州     | 4.9   | 4.8   | 5.0   | 5.1   | 4.7   | 4.6   | 4.8   | 4.6   |
| 沖 縄       | 1.7   | 1.8   | 1.8   | 1.8   | 1.7   | 1.7   | 1.7   | 1.7   |

(単位：百万円)

| 27         | 28         | 29         | 30         | 令和元        | 2          | 3          | 4          | 5          |
|------------|------------|------------|------------|------------|------------|------------|------------|------------|
| 23,654,237 | 24,137,629 | 24,326,981 | 25,090,815 | 25,929,619 | 27,551,000 | 26,108,016 | 24,995,317 | 25,565,807 |
| 11,611,643 | 11,714,627 | 11,681,784 | 12,718,233 | 12,925,758 | 13,506,397 | 13,022,964 | 12,712,206 | 13,113,242 |
| 6,543,397  | 6,741,679  | 6,660,558  | 7,481,284  | 7,401,637  | 7,564,409  | 7,181,958  | 6,993,986  | 7,290,347  |
| 1,841,829  | 1,795,604  | 1,794,260  | 1,823,431  | 1,977,173  | 2,306,679  | 2,036,210  | 1,925,793  | 1,979,642  |
| 4,701,568  | 4,946,075  | 4,866,299  | 5,657,854  | 5,424,464  | 5,257,731  | 5,145,747  | 5,068,193  | 5,310,705  |
| 2,204,226  | 2,200,856  | 2,265,040  | 2,412,931  | 2,561,250  | 2,716,838  | 2,635,800  | 2,604,325  | 2,710,098  |
| 2,864,020  | 2,772,092  | 2,756,185  | 2,824,018  | 2,962,871  | 3,225,150  | 3,205,207  | 3,113,895  | 3,112,798  |
| 795,847    | 786,354    | 803,379    | 800,657    | 878,903    | 896,701    | 889,877    | 855,572    | 872,477    |
| 2,068,173  | 1,985,738  | 1,952,806  | 2,023,361  | 2,083,968  | 2,328,448  | 2,315,330  | 2,258,323  | 2,240,321  |
| 12,042,595 | 12,423,002 | 12,645,196 | 12,372,581 | 13,003,861 | 14,044,603 | 13,085,051 | 12,283,111 | 12,452,565 |
| 1,516,947  | 1,660,015  | 1,736,169  | 1,653,391  | 1,804,777  | 1,890,230  | 1,871,784  | 1,818,913  | 1,920,869  |
| 4,456,456  | 4,480,442  | 4,330,583  | 4,006,937  | 3,929,583  | 4,589,869  | 3,705,526  | 3,409,085  | 3,333,065  |
| 742,208    | 767,949    | 825,568    | 879,625    | 983,227    | 1,121,816  | 1,088,076  | 970,647    | 919,863    |
| 1,420,660  | 1,426,297  | 1,421,696  | 1,521,549  | 1,716,918  | 1,736,749  | 1,728,298  | 1,663,594  | 1,769,105  |
| 419,074    | 431,064    | 434,220    | 440,258    | 466,391    | 478,448    | 491,969    | 456,999    | 479,981    |
| 1,001,586  | 995,233    | 987,476    | 1,081,291  | 1,250,527  | 1,258,301  | 1,236,329  | 1,206,595  | 1,289,124  |
| 899,055    | 929,458    | 950,538    | 932,391    | 1,018,909  | 1,047,683  | 1,040,950  | 952,733    | 1,003,142  |
| 2,556,482  | 2,679,515  | 2,936,770  | 2,979,517  | 3,137,408  | 3,238,625  | 3,252,398  | 3,104,850  | 3,121,321  |
| 1,585,764  | 1,620,181  | 1,690,978  | 1,721,014  | 1,836,483  | 1,927,108  | 1,937,568  | 1,848,747  | 1,841,531  |
| 970,718    | 1,059,334  | 1,245,792  | 1,258,503  | 1,300,925  | 1,311,517  | 1,314,830  | 1,256,103  | 1,279,790  |
| 450,786    | 479,326    | 443,872    | 399,171    | 413,039    | 419,631    | 398,020    | 363,290    | 385,200    |

(単位：%)

| 27    | 28    | 29    | 30    | 令和元   | 2     | 3     | 4     | 5     |
|-------|-------|-------|-------|-------|-------|-------|-------|-------|
| 100.0 | 100.0 | 100.0 | 100.0 | 100.0 | 100.0 | 100.0 | 100.0 | 100.0 |
| 49.1  | 48.5  | 48.0  | 50.7  | 49.8  | 49.0  | 49.9  | 50.9  | 51.3  |
| 27.7  | 27.9  | 27.4  | 29.8  | 28.5  | 27.5  | 27.5  | 28.0  | 28.5  |
| 7.8   | 7.4   | 7.4   | 7.3   | 7.6   | 8.4   | 7.8   | 7.7   | 7.7   |
| 19.9  | 20.5  | 20.0  | 22.5  | 20.9  | 19.1  | 19.7  | 20.3  | 20.8  |
| 9.3   | 9.1   | 9.3   | 9.6   | 9.9   | 9.9   | 10.1  | 10.4  | 10.6  |
| 12.1  | 11.5  | 11.3  | 11.3  | 11.4  | 11.7  | 12.3  | 12.5  | 12.2  |
| 3.4   | 3.3   | 3.3   | 3.2   | 3.4   | 3.3   | 3.4   | 3.4   | 3.4   |
| 8.7   | 8.2   | 8.0   | 8.1   | 8.0   | 8.5   | 8.9   | 9.0   | 8.8   |
| 50.9  | 51.5  | 52.0  | 49.3  | 50.2  | 51.0  | 50.1  | 49.1  | 48.7  |
| 6.4   | 6.9   | 7.1   | 6.6   | 7.0   | 6.9   | 7.2   | 7.3   | 7.5   |
| 18.8  | 18.6  | 17.8  | 16.0  | 15.2  | 16.7  | 14.2  | 13.6  | 13.0  |
| 3.1   | 3.2   | 3.4   | 3.5   | 3.8   | 4.1   | 4.2   | 3.9   | 3.6   |
| 6.0   | 5.9   | 5.8   | 6.1   | 6.6   | 6.3   | 6.6   | 6.7   | 6.9   |
| 1.8   | 1.8   | 1.8   | 1.8   | 1.8   | 1.7   | 1.9   | 1.8   | 1.9   |
| 4.2   | 4.1   | 4.1   | 4.3   | 4.8   | 4.6   | 4.7   | 4.8   | 5.0   |
| 3.8   | 3.9   | 3.9   | 3.7   | 3.9   | 3.8   | 4.0   | 3.8   | 3.9   |
| 10.8  | 11.1  | 12.1  | 11.9  | 12.1  | 11.8  | 12.5  | 12.4  | 12.2  |
| 6.7   | 6.7   | 7.0   | 6.9   | 7.1   | 7.0   | 7.4   | 7.4   | 7.2   |
| 4.1   | 4.4   | 5.1   | 5.0   | 5.0   | 4.8   | 5.0   | 5.0   | 5.0   |
| 1.9   | 2.0   | 1.8   | 1.6   | 1.6   | 1.5   | 1.5   | 1.5   | 1.5   |

## 2 生活基盤投資

| 区 分 \ 年 度       | 平成19       | 20         | 21         | 22         | 23         | 24         | 25         | 26         |
|-----------------|------------|------------|------------|------------|------------|------------|------------|------------|
| 全 国             | 11,200,033 | 11,017,040 | 11,755,300 | 11,146,055 | 10,782,852 | 10,677,259 | 11,765,245 | 12,190,712 |
| 大 都 市 圏         | 6,936,876  | 6,994,827  | 7,277,559  | 6,711,884  | 6,274,483  | 6,310,565  | 6,697,280  | 6,829,282  |
| 関 東             | 3,936,580  | 4,049,250  | 4,284,637  | 3,929,888  | 3,710,316  | 3,772,493  | 3,882,760  | 4,017,200  |
| う ち 内 陸 海       | 883,565    | 867,301    | 955,644    | 884,984    | 833,403    | 841,027    | 907,235    | 966,086    |
|                 | 3,053,014  | 3,181,949  | 3,328,993  | 3,044,904  | 2,876,913  | 2,931,467  | 2,975,525  | 3,051,114  |
| 東 海             | 1,355,388  | 1,360,482  | 1,324,241  | 1,180,307  | 1,104,119  | 1,104,988  | 1,191,551  | 1,176,324  |
| 近 畿             | 1,644,908  | 1,585,096  | 1,668,681  | 1,601,689  | 1,460,048  | 1,433,084  | 1,622,968  | 1,635,758  |
| う ち 内 陸 海       | 455,522    | 436,265    | 465,792    | 449,420    | 408,218    | 397,026    | 442,829    | 440,209    |
|                 | 1,189,386  | 1,148,830  | 1,202,890  | 1,152,269  | 1,051,830  | 1,036,058  | 1,180,140  | 1,195,549  |
| 地 方 圏           | 4,263,158  | 4,022,212  | 4,477,740  | 4,434,171  | 4,508,369  | 4,366,694  | 5,067,966  | 5,361,430  |
| 北 海 道           | 458,802    | 452,118    | 519,372    | 600,636    | 507,014    | 516,366    | 568,490    | 626,320    |
| 東 北             | 1,158,767  | 1,106,749  | 1,223,374  | 1,126,239  | 1,416,651  | 1,279,173  | 1,691,455  | 1,886,878  |
| 北 陸             | 339,720    | 316,506    | 335,148    | 338,965    | 319,983    | 324,180    | 363,506    | 367,922    |
| 中 国             | 680,471    | 611,815    | 658,261    | 687,888    | 644,624    | 628,047    | 673,486    | 673,195    |
| う ち 山 陰 山 陽     | 151,792    | 130,134    | 154,936    | 166,279    | 141,653    | 131,705    | 143,595    | 140,025    |
|                 | 528,680    | 481,681    | 503,325    | 521,609    | 502,971    | 496,342    | 529,892    | 533,170    |
| 四 国             | 303,389    | 293,460    | 321,083    | 319,476    | 328,943    | 312,015    | 357,501    | 371,909    |
| 九 州             | 1,144,343  | 1,073,291  | 1,222,544  | 1,175,478  | 1,127,980  | 1,146,733  | 1,240,891  | 1,254,980  |
| う ち 北 九 州 南 九 州 | 756,044    | 694,237    | 797,076    | 749,921    | 717,661    | 736,062    | 791,442    | 815,278    |
|                 | 388,300    | 379,053    | 425,468    | 425,557    | 410,320    | 410,670    | 449,449    | 439,702    |
| 沖 縄             | 177,665    | 168,274    | 197,958    | 185,489    | 163,174    | 160,180    | 172,637    | 180,226    |

## 2 生活基盤投資

| 区 分 \ 年 度       | 平成19  | 20    | 21    | 22    | 23    | 24    | 25    | 26    |
|-----------------|-------|-------|-------|-------|-------|-------|-------|-------|
| 全 国             | 100.0 | 100.0 | 100.0 | 100.0 | 100.0 | 100.0 | 100.0 | 100.0 |
| 大 都 市 圏         | 61.9  | 63.5  | 61.9  | 60.2  | 58.2  | 59.1  | 56.9  | 56.0  |
| 関 東             | 35.1  | 36.8  | 36.4  | 35.3  | 34.4  | 35.3  | 33.0  | 33.0  |
| う ち 内 陸 海       | 7.9   | 7.9   | 8.1   | 7.9   | 7.7   | 7.9   | 7.7   | 7.9   |
|                 | 27.3  | 28.9  | 28.3  | 27.3  | 26.7  | 27.5  | 25.3  | 25.0  |
| 東 海             | 12.1  | 12.3  | 11.3  | 10.6  | 10.2  | 10.3  | 10.1  | 9.6   |
| 近 畿             | 14.7  | 14.4  | 14.2  | 14.4  | 13.5  | 13.4  | 13.8  | 13.4  |
| う ち 内 陸 海       | 4.1   | 4.0   | 4.0   | 4.0   | 3.8   | 3.7   | 3.8   | 3.6   |
|                 | 10.6  | 10.4  | 10.2  | 10.3  | 9.8   | 9.7   | 10.0  | 9.8   |
| 地 方 圏           | 38.1  | 36.5  | 38.1  | 39.8  | 41.8  | 40.9  | 43.1  | 44.0  |
| 北 海 道           | 4.1   | 4.1   | 4.4   | 5.4   | 4.7   | 4.8   | 4.8   | 5.1   |
| 東 北             | 10.3  | 10.0  | 10.4  | 10.1  | 13.1  | 12.0  | 14.4  | 15.5  |
| 北 陸             | 3.0   | 2.9   | 2.9   | 3.0   | 3.0   | 3.0   | 3.1   | 3.0   |
| 中 国             | 6.1   | 5.6   | 5.6   | 6.2   | 6.0   | 5.9   | 5.7   | 5.5   |
| う ち 山 陰 山 陽     | 1.4   | 1.2   | 1.3   | 1.5   | 1.3   | 1.2   | 1.2   | 1.1   |
|                 | 4.7   | 4.4   | 4.3   | 4.7   | 4.7   | 4.6   | 4.5   | 4.4   |
| 四 国             | 2.7   | 2.7   | 2.7   | 2.9   | 3.1   | 2.9   | 3.0   | 3.1   |
| 九 州             | 10.2  | 9.7   | 10.4  | 10.5  | 10.5  | 10.7  | 10.5  | 10.3  |
| う ち 北 九 州 南 九 州 | 6.8   | 6.3   | 6.8   | 6.7   | 6.7   | 6.9   | 6.7   | 6.7   |
|                 | 3.5   | 3.4   | 3.6   | 3.8   | 3.8   | 3.8   | 3.8   | 3.6   |
| 沖 縄             | 1.6   | 1.5   | 1.7   | 1.7   | 1.5   | 1.5   | 1.5   | 1.5   |

(単位：百万円)

| 27         | 28         | 29         | 30         | 令和元        | 2          | 3          | 4          | 5          |
|------------|------------|------------|------------|------------|------------|------------|------------|------------|
| 11,973,073 | 11,748,011 | 11,717,270 | 11,570,366 | 11,940,960 | 12,247,205 | 11,724,450 | 11,579,158 | 12,133,323 |
| 6,786,432  | 6,742,707  | 6,817,078  | 7,018,529  | 7,320,832  | 7,432,791  | 7,097,678  | 7,065,894  | 7,366,277  |
| 3,984,740  | 4,039,266  | 4,060,016  | 4,161,459  | 4,337,531  | 4,292,692  | 4,131,447  | 4,073,971  | 4,225,589  |
| 907,773    | 864,535    | 871,252    | 850,038    | 901,970    | 969,108    | 855,229    | 815,079    | 850,863    |
| 3,076,967  | 3,174,731  | 3,188,764  | 3,311,421  | 3,435,561  | 3,323,585  | 3,276,219  | 3,258,891  | 3,374,726  |
| 1,157,604  | 1,147,301  | 1,167,748  | 1,245,316  | 1,308,709  | 1,319,229  | 1,205,520  | 1,247,859  | 1,342,795  |
| 1,644,088  | 1,556,141  | 1,589,314  | 1,611,754  | 1,674,592  | 1,820,869  | 1,760,710  | 1,744,065  | 1,797,894  |
| 438,128    | 434,472    | 439,081    | 401,593    | 448,062    | 448,320    | 434,843    | 410,647    | 454,195    |
| 1,205,961  | 1,121,669  | 1,150,233  | 1,210,161  | 1,226,530  | 1,372,549  | 1,325,867  | 1,333,418  | 1,343,699  |
| 5,186,641  | 5,005,303  | 4,900,192  | 4,551,837  | 4,620,128  | 4,814,414  | 4,626,772  | 4,513,263  | 4,767,046  |
| 557,464    | 573,468    | 614,461    | 560,569    | 546,218    | 609,852    | 616,469    | 613,459    | 672,803    |
| 1,900,207  | 1,823,125  | 1,639,801  | 1,446,406  | 1,390,126  | 1,458,670  | 1,308,617  | 1,237,248  | 1,245,054  |
| 328,879    | 309,189    | 299,601    | 280,954    | 280,821    | 329,374    | 342,133    | 333,153    | 322,163    |
| 659,872    | 635,530    | 641,018    | 628,881    | 648,903    | 683,396    | 673,435    | 667,424    | 752,906    |
| 136,518    | 135,283    | 134,210    | 137,892    | 138,048    | 146,750    | 154,185    | 129,433    | 138,494    |
| 523,354    | 500,247    | 506,808    | 490,989    | 510,854    | 536,646    | 519,250    | 537,991    | 614,412    |
| 362,891    | 364,321    | 378,856    | 335,903    | 338,753    | 320,577    | 321,491    | 321,371    | 347,825    |
| 1,180,350  | 1,093,648  | 1,143,424  | 1,140,771  | 1,245,434  | 1,245,331  | 1,205,867  | 1,172,392  | 1,232,827  |
| 788,730    | 739,108    | 751,453    | 735,846    | 773,792    | 799,500    | 792,186    | 768,160    | 800,693    |
| 391,621    | 354,539    | 391,971    | 404,925    | 471,642    | 445,831    | 413,681    | 404,233    | 432,134    |
| 196,977    | 206,022    | 183,031    | 158,354    | 169,873    | 167,214    | 158,758    | 168,217    | 193,469    |

(単位：%)

| 27    | 28    | 29    | 30    | 令和元   | 2     | 3     | 4     | 5     |
|-------|-------|-------|-------|-------|-------|-------|-------|-------|
| 100.0 | 100.0 | 100.0 | 100.0 | 100.0 | 100.0 | 100.0 | 100.0 | 100.0 |
| 56.7  | 57.4  | 58.2  | 60.7  | 61.3  | 60.7  | 60.5  | 61.0  | 60.7  |
| 33.3  | 34.4  | 34.6  | 36.0  | 36.3  | 35.1  | 35.2  | 35.2  | 34.8  |
| 7.6   | 7.4   | 7.4   | 7.3   | 7.6   | 7.9   | 7.3   | 7.0   | 7.0   |
| 25.7  | 27.0  | 27.2  | 28.6  | 28.8  | 27.1  | 27.9  | 28.1  | 27.8  |
| 9.7   | 9.8   | 10.0  | 10.8  | 11.0  | 10.8  | 10.3  | 10.8  | 11.1  |
| 13.7  | 13.2  | 13.6  | 13.9  | 14.0  | 14.9  | 15.0  | 15.1  | 14.8  |
| 3.7   | 3.7   | 3.7   | 3.5   | 3.8   | 3.7   | 3.7   | 3.5   | 3.7   |
| 10.1  | 9.5   | 9.8   | 10.5  | 10.3  | 11.2  | 11.3  | 11.5  | 11.1  |
| 43.3  | 42.6  | 41.8  | 39.3  | 38.7  | 39.3  | 39.5  | 39.0  | 39.3  |
| 4.7   | 4.9   | 5.2   | 4.8   | 4.6   | 5.0   | 5.3   | 5.3   | 5.5   |
| 15.9  | 15.5  | 14.0  | 12.5  | 11.6  | 11.9  | 11.2  | 10.7  | 10.3  |
| 2.7   | 2.6   | 2.6   | 2.4   | 2.4   | 2.7   | 2.9   | 2.9   | 2.7   |
| 5.5   | 5.4   | 5.5   | 5.4   | 5.4   | 5.6   | 5.7   | 5.8   | 6.2   |
| 1.1   | 1.2   | 1.1   | 1.2   | 1.2   | 1.2   | 1.3   | 1.1   | 1.1   |
| 4.4   | 4.3   | 4.3   | 4.2   | 4.3   | 4.4   | 4.4   | 4.6   | 5.1   |
| 3.0   | 3.1   | 3.2   | 2.9   | 2.8   | 2.6   | 2.7   | 2.8   | 2.9   |
| 9.9   | 9.3   | 9.8   | 9.9   | 10.4  | 10.2  | 10.3  | 10.1  | 10.2  |
| 6.6   | 6.3   | 6.4   | 6.4   | 6.5   | 6.5   | 6.8   | 6.6   | 6.6   |
| 3.3   | 3.0   | 3.3   | 3.5   | 3.9   | 3.6   | 3.5   | 3.5   | 3.6   |
| 1.6   | 1.8   | 1.6   | 1.4   | 1.4   | 1.4   | 1.4   | 1.5   | 1.6   |

### 3 産業基盤投資

| 区 分 \ 年 度 | 平成19      | 20        | 21        | 22        | 23        | 24        | 25        | 26        |
|-----------|-----------|-----------|-----------|-----------|-----------|-----------|-----------|-----------|
| 全 国       | 4,891,337 | 4,733,930 | 5,027,685 | 4,292,407 | 3,932,072 | 3,985,334 | 4,706,854 | 4,546,547 |
| 大 都 市 圏   | 2,174,589 | 2,189,553 | 2,297,991 | 1,966,647 | 1,682,926 | 1,723,797 | 2,062,644 | 1,975,619 |
| 関 東       | 1,081,629 | 1,101,177 | 1,158,939 | 982,071   | 821,527   | 848,149   | 993,559   | 975,477   |
| う ち 内 陸 海 | 352,550   | 339,468   | 373,240   | 333,534   | 316,380   | 320,269   | 392,236   | 397,203   |
|           | 729,079   | 761,708   | 785,699   | 648,536   | 505,146   | 527,880   | 601,323   | 578,273   |
| 東 海       | 521,462   | 508,681   | 507,275   | 446,045   | 409,349   | 426,720   | 496,715   | 464,257   |
| 近 畿       | 571,498   | 579,695   | 631,777   | 538,531   | 452,051   | 448,928   | 572,371   | 535,886   |
| う ち 内 陸 海 | 171,395   | 157,327   | 173,271   | 171,899   | 149,115   | 165,040   | 175,569   | 167,345   |
|           | 400,103   | 422,368   | 458,506   | 366,633   | 302,936   | 283,888   | 396,802   | 368,541   |
| 地 方 圏     | 2,716,748 | 2,544,377 | 2,729,693 | 2,325,761 | 2,249,146 | 2,261,537 | 2,644,209 | 2,570,928 |
| 北 海 道     | 459,139   | 425,690   | 458,843   | 353,642   | 344,307   | 353,671   | 404,510   | 397,240   |
| 東 北       | 626,898   | 578,648   | 640,465   | 522,768   | 582,058   | 615,259   | 731,678   | 746,911   |
| 北 陸       | 171,000   | 167,327   | 171,899   | 156,399   | 155,884   | 154,434   | 184,635   | 172,989   |
| 中 国       | 460,791   | 431,488   | 440,188   | 387,480   | 358,185   | 334,112   | 378,540   | 347,359   |
| う ち 山 陰 陽 | 149,312   | 153,138   | 167,496   | 141,870   | 127,659   | 124,598   | 145,122   | 132,864   |
|           | 311,479   | 278,350   | 272,691   | 245,609   | 230,525   | 209,514   | 233,418   | 214,495   |
| 四 国       | 250,107   | 215,574   | 234,382   | 212,817   | 184,252   | 187,686   | 226,291   | 221,799   |
| 九 州       | 632,914   | 609,533   | 667,656   | 588,206   | 524,769   | 520,114   | 611,950   | 585,235   |
| う ち 北 九 州 | 379,038   | 357,856   | 392,902   | 355,782   | 305,068   | 297,909   | 349,694   | 336,750   |
| 南 九 州     | 253,877   | 251,677   | 274,754   | 232,425   | 219,701   | 222,206   | 262,256   | 248,485   |
| 沖 縄       | 115,897   | 116,116   | 116,261   | 104,449   | 99,691    | 96,261    | 106,605   | 99,395    |

### 3 産業基盤投資

| 区 分 \ 年 度 | 平成19  | 20    | 21    | 22    | 23    | 24    | 25    | 26    |
|-----------|-------|-------|-------|-------|-------|-------|-------|-------|
| 全 国       | 100.0 | 100.0 | 100.0 | 100.0 | 100.0 | 100.0 | 100.0 | 100.0 |
| 大 都 市 圏   | 44.5  | 46.3  | 45.7  | 45.8  | 42.8  | 43.3  | 43.8  | 43.5  |
| 関 東       | 22.1  | 23.3  | 23.1  | 22.9  | 20.9  | 21.3  | 21.1  | 21.5  |
| う ち 内 陸 海 | 7.2   | 7.2   | 7.4   | 7.8   | 8.0   | 8.0   | 8.3   | 8.7   |
|           | 14.9  | 16.1  | 15.6  | 15.1  | 12.8  | 13.2  | 12.8  | 12.7  |
| 東 海       | 10.7  | 10.7  | 10.1  | 10.4  | 10.4  | 10.7  | 10.6  | 10.2  |
| 近 畿       | 11.7  | 12.2  | 12.6  | 12.5  | 11.5  | 11.3  | 12.2  | 11.8  |
| う ち 内 陸 海 | 3.5   | 3.3   | 3.4   | 4.0   | 3.8   | 4.1   | 3.7   | 3.7   |
|           | 8.2   | 8.9   | 9.1   | 8.5   | 7.7   | 7.1   | 8.4   | 8.1   |
| 地 方 圏     | 55.5  | 53.7  | 54.3  | 54.2  | 57.2  | 56.7  | 56.2  | 56.5  |
| 北 海 道     | 9.4   | 9.0   | 9.1   | 8.2   | 8.8   | 8.9   | 8.6   | 8.7   |
| 東 北       | 12.8  | 12.2  | 12.7  | 12.2  | 14.8  | 15.4  | 15.5  | 16.4  |
| 北 陸       | 3.5   | 3.5   | 3.4   | 3.6   | 4.0   | 3.9   | 3.9   | 3.8   |
| 中 国       | 9.4   | 9.1   | 8.8   | 9.0   | 9.1   | 8.4   | 8.0   | 7.6   |
| う ち 山 陰 陽 | 3.1   | 3.2   | 3.3   | 3.3   | 3.2   | 3.1   | 3.1   | 2.9   |
|           | 6.4   | 5.9   | 5.4   | 5.7   | 5.9   | 5.3   | 5.0   | 4.7   |
| 四 国       | 5.1   | 4.6   | 4.7   | 5.0   | 4.7   | 4.7   | 4.8   | 4.9   |
| 九 州       | 12.9  | 12.9  | 13.3  | 13.7  | 13.3  | 13.1  | 13.0  | 12.9  |
| う ち 北 九 州 | 7.7   | 7.6   | 7.8   | 8.3   | 7.8   | 7.5   | 7.4   | 7.4   |
| 南 九 州     | 5.2   | 5.3   | 5.5   | 5.4   | 5.6   | 5.6   | 5.6   | 5.5   |
| 沖 縄       | 2.4   | 2.5   | 2.3   | 2.4   | 2.5   | 2.4   | 2.3   | 2.2   |

(単位：百万円)

| 27        | 28        | 29        | 30        | 令和元       | 2         | 3         | 4         | 5         |
|-----------|-----------|-----------|-----------|-----------|-----------|-----------|-----------|-----------|
| 4,218,163 | 4,463,095 | 4,647,262 | 4,584,070 | 4,721,637 | 5,250,616 | 5,178,267 | 4,908,593 | 4,847,538 |
| 1,832,734 | 1,875,932 | 1,908,315 | 1,964,831 | 2,010,596 | 2,252,232 | 2,252,303 | 2,176,220 | 2,213,779 |
| 917,840   | 942,323   | 1,008,417 | 1,063,809 | 1,077,333 | 1,171,859 | 1,105,131 | 1,064,994 | 1,129,872 |
| 364,309   | 372,929   | 371,541   | 389,700   | 405,630   | 456,894   | 436,956   | 405,670   | 431,590   |
| 553,531   | 569,394   | 636,876   | 674,109   | 671,703   | 714,965   | 668,175   | 659,324   | 698,282   |
| 419,163   | 449,567   | 469,245   | 458,509   | 464,125   | 545,691   | 548,268   | 531,060   | 527,848   |
| 495,731   | 484,043   | 430,653   | 442,514   | 469,137   | 534,682   | 598,905   | 580,166   | 556,058   |
| 130,255   | 131,159   | 135,922   | 138,745   | 149,356   | 171,306   | 190,298   | 187,040   | 172,644   |
| 365,476   | 352,884   | 294,731   | 303,768   | 319,781   | 363,376   | 408,607   | 393,126   | 383,414   |
| 2,385,428 | 2,587,162 | 2,738,948 | 2,619,239 | 2,711,041 | 2,998,384 | 2,925,964 | 2,732,373 | 2,633,759 |
| 353,368   | 365,521   | 375,610   | 386,461   | 408,652   | 408,831   | 422,523   | 407,692   | 395,578   |
| 771,068   | 854,641   | 956,862   | 867,349   | 833,886   | 994,519   | 819,329   | 715,219   | 643,241   |
| 138,167   | 153,088   | 163,685   | 160,310   | 179,750   | 203,258   | 219,968   | 220,600   | 194,455   |
| 311,523   | 335,607   | 342,387   | 324,176   | 360,677   | 389,265   | 400,831   | 393,452   | 396,178   |
| 129,829   | 147,194   | 146,423   | 138,117   | 136,744   | 147,445   | 148,896   | 139,184   | 142,358   |
| 181,693   | 188,412   | 195,964   | 186,059   | 223,932   | 241,820   | 251,935   | 254,268   | 253,820   |
| 197,215   | 218,063   | 232,340   | 222,589   | 238,604   | 278,758   | 281,326   | 249,936   | 260,483   |
| 503,714   | 524,158   | 541,323   | 539,262   | 576,865   | 632,264   | 687,828   | 657,293   | 666,320   |
| 293,939   | 310,575   | 320,102   | 313,129   | 335,828   | 364,999   | 391,823   | 373,319   | 390,689   |
| 209,775   | 213,583   | 221,221   | 226,134   | 241,037   | 267,265   | 296,005   | 283,974   | 275,631   |
| 110,374   | 136,084   | 126,741   | 119,092   | 112,607   | 91,489    | 94,158    | 88,180    | 77,505    |

(単位：%)

| 27    | 28    | 29    | 30    | 令和元   | 2     | 3     | 4     | 5     |
|-------|-------|-------|-------|-------|-------|-------|-------|-------|
| 100.0 | 100.0 | 100.0 | 100.0 | 100.0 | 100.0 | 100.0 | 100.0 | 100.0 |
| 43.4  | 42.0  | 41.1  | 42.9  | 42.6  | 42.9  | 43.5  | 44.3  | 45.7  |
| 21.8  | 21.1  | 21.7  | 23.2  | 22.8  | 22.3  | 21.3  | 21.7  | 23.3  |
| 8.6   | 8.4   | 8.0   | 8.5   | 8.6   | 8.7   | 8.4   | 8.3   | 8.9   |
| 13.1  | 12.8  | 13.7  | 14.7  | 14.2  | 13.6  | 12.9  | 13.4  | 14.4  |
| 9.9   | 10.1  | 10.1  | 10.0  | 9.8   | 10.4  | 10.6  | 10.8  | 10.9  |
| 11.8  | 10.8  | 9.3   | 9.7   | 9.9   | 10.2  | 11.6  | 11.8  | 11.5  |
| 3.1   | 2.9   | 2.9   | 3.0   | 3.2   | 3.3   | 3.7   | 3.8   | 3.6   |
| 8.7   | 7.9   | 6.3   | 6.6   | 6.8   | 6.9   | 7.9   | 8.0   | 7.9   |
| 56.6  | 58.0  | 58.9  | 57.1  | 57.4  | 57.1  | 56.5  | 55.7  | 54.3  |
| 8.4   | 8.2   | 8.1   | 8.4   | 8.7   | 7.8   | 8.2   | 8.3   | 8.2   |
| 18.3  | 19.1  | 20.6  | 18.9  | 17.7  | 18.9  | 15.8  | 14.6  | 13.3  |
| 3.3   | 3.4   | 3.5   | 3.5   | 3.8   | 3.9   | 4.2   | 4.5   | 4.0   |
| 7.4   | 7.5   | 7.4   | 7.1   | 7.6   | 7.4   | 7.7   | 8.0   | 8.2   |
| 3.1   | 3.3   | 3.2   | 3.0   | 2.9   | 2.8   | 2.9   | 2.8   | 2.9   |
| 4.3   | 4.2   | 4.2   | 4.1   | 4.7   | 4.6   | 4.9   | 5.2   | 5.2   |
| 4.7   | 4.9   | 5.0   | 4.9   | 5.1   | 5.3   | 5.4   | 5.1   | 5.4   |
| 11.9  | 11.7  | 11.6  | 11.8  | 12.2  | 12.0  | 13.3  | 13.4  | 13.7  |
| 7.0   | 7.0   | 6.9   | 6.8   | 7.1   | 7.0   | 7.6   | 7.6   | 8.1   |
| 5.0   | 4.8   | 4.8   | 4.9   | 5.1   | 5.1   | 5.7   | 5.8   | 5.7   |
| 2.6   | 3.0   | 2.7   | 2.6   | 2.4   | 1.7   | 1.8   | 1.8   | 1.6   |

#### 4 農林水産投資

| 区 分 \ 年 度       | 平成19      | 20        | 21        | 22        | 23        | 24        | 25        | 26        |
|-----------------|-----------|-----------|-----------|-----------|-----------|-----------|-----------|-----------|
| 全 国             | 1,759,807 | 1,646,597 | 1,795,258 | 1,522,881 | 1,422,412 | 1,449,929 | 1,783,086 | 1,752,725 |
| 大 都 市 圏         | 480,025   | 452,184   | 469,533   | 413,443   | 380,101   | 361,063   | 435,867   | 408,563   |
| 関 東             | 209,377   | 201,563   | 212,038   | 187,940   | 180,286   | 171,708   | 199,858   | 199,234   |
| う ち 内 陸 海       | 128,203   | 126,769   | 132,797   | 121,501   | 112,325   | 107,933   | 124,999   | 126,586   |
|                 | 81,174    | 74,794    | 79,241    | 66,438    | 67,962    | 63,775    | 74,859    | 72,649    |
| 東 海             | 157,468   | 145,601   | 148,298   | 126,519   | 112,494   | 110,491   | 143,092   | 121,039   |
| 近 畿             | 113,180   | 105,020   | 109,197   | 98,984    | 87,320    | 78,863    | 92,917    | 88,290    |
| う ち 内 陸 海       | 45,496    | 40,010    | 41,757    | 35,503    | 30,152    | 30,169    | 34,747    | 34,786    |
|                 | 67,684    | 65,010    | 67,440    | 63,481    | 57,168    | 48,694    | 58,170    | 53,504    |
| 地 方 圏           | 1,279,782 | 1,194,413 | 1,325,725 | 1,109,438 | 1,042,311 | 1,088,866 | 1,347,219 | 1,344,162 |
| 北 海 道           | 262,362   | 249,513   | 315,034   | 220,684   | 213,686   | 244,481   | 295,554   | 283,671   |
| 東 北             | 289,105   | 283,593   | 290,108   | 233,388   | 258,628   | 286,538   | 374,071   | 415,390   |
| 北 陸             | 83,366    | 77,542    | 77,668    | 77,841    | 69,158    | 72,224    | 86,061    | 81,530    |
| 中 国             | 142,215   | 129,573   | 132,699   | 118,583   | 105,903   | 99,698    | 117,937   | 109,704   |
| う ち 山 陰 山 陽     | 48,062    | 44,765    | 49,171    | 47,415    | 42,400    | 36,613    | 44,892    | 44,449    |
|                 | 94,153    | 84,809    | 83,528    | 71,168    | 63,503    | 63,085    | 73,044    | 65,255    |
| 四 国             | 103,389   | 89,880    | 101,801   | 91,050    | 81,209    | 82,122    | 88,196    | 85,383    |
| 九 州             | 350,503   | 315,394   | 355,867   | 315,629   | 265,507   | 254,677   | 325,147   | 312,782   |
| う ち 北 九 州 南 九 州 | 161,221   | 146,451   | 165,709   | 143,001   | 121,732   | 117,641   | 145,355   | 145,662   |
|                 | 189,281   | 168,943   | 190,158   | 172,627   | 143,774   | 137,036   | 179,792   | 167,120   |
| 沖 縄             | 48,843    | 48,917    | 52,547    | 52,263    | 48,220    | 49,126    | 60,253    | 55,702    |

#### 4 農林水産投資

| 区 分 \ 年 度       | 平成19  | 20    | 21    | 22    | 23    | 24    | 25    | 26    |
|-----------------|-------|-------|-------|-------|-------|-------|-------|-------|
| 全 国             | 100.0 | 100.0 | 100.0 | 100.0 | 100.0 | 100.0 | 100.0 | 100.0 |
| 大 都 市 圏         | 27.3  | 27.5  | 26.2  | 27.1  | 26.7  | 24.9  | 24.4  | 23.3  |
| 関 東             | 11.9  | 12.2  | 11.8  | 12.3  | 12.7  | 11.8  | 11.2  | 11.4  |
| う ち 内 陸 海       | 7.3   | 7.7   | 7.4   | 8.0   | 7.9   | 7.4   | 7.0   | 7.2   |
|                 | 4.6   | 4.5   | 4.4   | 4.4   | 4.8   | 4.4   | 4.2   | 4.1   |
| 東 海             | 8.9   | 8.8   | 8.3   | 8.3   | 7.9   | 7.6   | 8.0   | 6.9   |
| 近 畿             | 6.4   | 6.4   | 6.1   | 6.5   | 6.1   | 5.4   | 5.2   | 5.0   |
| う ち 内 陸 海       | 2.6   | 2.4   | 2.3   | 2.3   | 2.1   | 2.1   | 1.9   | 2.0   |
|                 | 3.8   | 3.9   | 3.8   | 4.2   | 4.0   | 3.4   | 3.3   | 3.1   |
| 地 方 圏           | 72.7  | 72.5  | 73.8  | 72.9  | 73.3  | 75.1  | 75.6  | 76.7  |
| 北 海 道           | 14.9  | 15.2  | 17.5  | 14.5  | 15.0  | 16.9  | 16.6  | 16.2  |
| 東 北             | 16.4  | 17.2  | 16.2  | 15.3  | 18.2  | 19.8  | 21.0  | 23.7  |
| 北 陸             | 4.7   | 4.7   | 4.3   | 5.1   | 4.9   | 5.0   | 4.8   | 4.7   |
| 中 国             | 8.1   | 7.9   | 7.4   | 7.8   | 7.4   | 6.9   | 6.6   | 6.3   |
| う ち 山 陰 山 陽     | 2.7   | 2.7   | 2.7   | 3.1   | 3.0   | 2.5   | 2.5   | 2.5   |
|                 | 5.4   | 5.2   | 4.7   | 4.7   | 4.5   | 4.4   | 4.1   | 3.7   |
| 四 国             | 5.9   | 5.5   | 5.7   | 6.0   | 5.7   | 5.7   | 4.9   | 4.9   |
| 九 州             | 19.9  | 19.2  | 19.8  | 20.7  | 18.7  | 17.6  | 18.2  | 17.8  |
| う ち 北 九 州 南 九 州 | 9.2   | 8.9   | 9.2   | 9.4   | 8.6   | 8.1   | 8.2   | 8.3   |
|                 | 10.8  | 10.3  | 10.6  | 11.3  | 10.1  | 9.5   | 10.1  | 9.5   |
| 沖 縄             | 2.8   | 3.0   | 2.9   | 3.4   | 3.4   | 3.4   | 3.4   | 3.2   |

(単位：百万円)

| 27        | 28        | 29        | 30        | 令和元       | 2         | 3         | 4         | 5         |
|-----------|-----------|-----------|-----------|-----------|-----------|-----------|-----------|-----------|
| 1,600,988 | 1,645,697 | 1,778,719 | 1,722,701 | 1,815,383 | 1,851,685 | 1,801,955 | 1,760,975 | 1,794,052 |
| 390,575   | 403,056   | 419,069   | 415,495   | 444,652   | 467,797   | 451,732   | 463,260   | 453,458   |
| 193,413   | 169,164   | 185,290   | 195,037   | 204,348   | 213,790   | 199,319   | 205,344   | 200,429   |
| 128,228   | 102,557   | 114,759   | 118,423   | 117,509   | 124,268   | 121,264   | 124,886   | 125,250   |
| 65,185    | 66,607    | 70,531    | 76,614    | 86,840    | 89,522    | 78,055    | 80,458    | 75,180    |
| 111,910   | 121,469   | 136,720   | 128,052   | 143,562   | 151,722   | 149,423   | 155,311   | 152,374   |
| 85,252    | 112,423   | 97,059    | 92,406    | 96,741    | 102,285   | 102,990   | 102,604   | 100,655   |
| 30,922    | 34,733    | 35,372    | 31,666    | 31,427    | 37,487    | 36,011    | 38,524    | 36,241    |
| 54,330    | 77,690    | 61,687    | 60,740    | 65,314    | 64,798    | 66,979    | 64,081    | 64,414    |
| 1,210,413 | 1,242,641 | 1,359,649 | 1,307,206 | 1,370,731 | 1,383,888 | 1,350,224 | 1,297,716 | 1,340,594 |
| 250,490   | 291,183   | 302,971   | 289,190   | 332,363   | 335,950   | 326,875   | 316,925   | 318,445   |
| 412,142   | 405,341   | 424,568   | 423,104   | 416,669   | 412,230   | 395,368   | 360,342   | 383,911   |
| 71,546    | 65,867    | 72,885    | 72,688    | 72,842    | 75,752    | 73,153    | 74,143    | 74,939    |
| 97,649    | 97,349    | 112,071   | 104,434   | 113,465   | 119,379   | 116,604   | 118,257   | 121,254   |
| 35,608    | 33,984    | 42,309    | 39,619    | 43,183    | 44,296    | 44,884    | 43,170    | 43,224    |
| 62,041    | 63,365    | 69,762    | 64,815    | 70,282    | 75,083    | 71,720    | 75,086    | 78,030    |
| 77,346    | 78,806    | 91,343    | 83,762    | 87,785    | 90,979    | 92,751    | 88,973    | 92,939    |
| 253,868   | 255,604   | 309,853   | 290,307   | 302,195   | 298,874   | 297,457   | 296,329   | 301,548   |
| 122,618   | 129,209   | 142,267   | 143,965   | 141,901   | 148,836   | 143,626   | 150,443   | 153,968   |
| 131,250   | 126,394   | 167,586   | 146,341   | 160,294   | 150,038   | 153,831   | 145,886   | 147,581   |
| 47,373    | 48,490    | 45,959    | 43,722    | 45,413    | 50,725    | 48,015    | 42,748    | 47,556    |

(単位：%)

| 27    | 28    | 29    | 30    | 令和元   | 2     | 3     | 4     | 5     |
|-------|-------|-------|-------|-------|-------|-------|-------|-------|
| 100.0 | 100.0 | 100.0 | 100.0 | 100.0 | 100.0 | 100.0 | 100.0 | 100.0 |
| 24.4  | 24.5  | 23.6  | 24.1  | 24.5  | 25.3  | 25.1  | 26.3  | 25.3  |
| 12.1  | 10.3  | 10.4  | 11.3  | 11.3  | 11.5  | 11.1  | 11.7  | 11.2  |
| 8.0   | 6.2   | 6.5   | 6.9   | 6.5   | 6.7   | 6.7   | 7.1   | 7.0   |
| 4.1   | 4.0   | 4.0   | 4.4   | 4.8   | 4.8   | 4.3   | 4.6   | 4.2   |
| 7.0   | 7.4   | 7.7   | 7.4   | 7.9   | 8.2   | 8.3   | 8.8   | 8.5   |
| 5.3   | 6.8   | 5.5   | 5.4   | 5.3   | 5.5   | 5.7   | 5.8   | 5.6   |
| 1.9   | 2.1   | 2.0   | 1.8   | 1.7   | 2.0   | 2.0   | 2.2   | 2.0   |
| 3.4   | 4.7   | 3.5   | 3.5   | 3.6   | 3.5   | 3.7   | 3.6   | 3.6   |
| 75.6  | 75.5  | 76.4  | 75.9  | 75.5  | 74.7  | 74.9  | 73.7  | 74.7  |
| 15.6  | 17.7  | 17.0  | 16.8  | 18.3  | 18.1  | 18.1  | 18.0  | 17.8  |
| 25.7  | 24.6  | 23.9  | 24.6  | 23.0  | 22.3  | 21.9  | 20.5  | 21.4  |
| 4.5   | 4.0   | 4.1   | 4.2   | 4.0   | 4.1   | 4.1   | 4.2   | 4.2   |
| 6.1   | 5.9   | 6.3   | 6.1   | 6.3   | 6.4   | 6.5   | 6.7   | 6.8   |
| 2.2   | 2.1   | 2.4   | 2.3   | 2.4   | 2.4   | 2.5   | 2.5   | 2.4   |
| 3.9   | 3.9   | 3.9   | 3.8   | 3.9   | 4.1   | 4.0   | 4.3   | 4.3   |
| 4.8   | 4.8   | 5.1   | 4.9   | 4.8   | 4.9   | 5.1   | 5.1   | 5.2   |
| 15.9  | 15.5  | 17.4  | 16.9  | 16.6  | 16.1  | 16.5  | 16.8  | 16.8  |
| 7.7   | 7.9   | 8.0   | 8.4   | 7.8   | 8.0   | 8.0   | 8.5   | 8.6   |
| 8.2   | 7.7   | 9.4   | 8.5   | 8.8   | 8.1   | 8.5   | 8.3   | 8.2   |
| 3.0   | 2.9   | 2.6   | 2.5   | 2.5   | 2.7   | 2.7   | 2.4   | 2.7   |

5 国土保全投資

| 区 分 \ 年 度 | 平成19      | 20        | 21        | 22        | 23        | 24        | 25        | 26        |
|-----------|-----------|-----------|-----------|-----------|-----------|-----------|-----------|-----------|
| 全 国       | 2,299,032 | 2,172,275 | 2,371,304 | 2,041,292 | 1,905,041 | 1,925,330 | 2,472,720 | 2,254,126 |
| 大 都 市 圏   | 995,184   | 942,060   | 1,006,564 | 880,438   | 829,244   | 844,696   | 1,036,329 | 980,116   |
| 関 東       | 449,452   | 432,826   | 497,055   | 412,638   | 406,669   | 384,995   | 450,891   | 433,586   |
| う ち 内 陸 海 | 219,103   | 196,640   | 240,365   | 205,372   | 204,305   | 184,707   | 226,118   | 196,492   |
|           | 230,350   | 236,186   | 256,689   | 207,267   | 202,364   | 200,289   | 224,773   | 237,094   |
| 東 海       | 284,677   | 267,274   | 261,703   | 229,832   | 207,658   | 232,470   | 289,792   | 267,191   |
| 近 畿       | 261,055   | 241,960   | 247,806   | 237,968   | 214,917   | 227,230   | 295,645   | 279,340   |
| う ち 内 陸 海 | 73,919    | 71,901    | 75,639    | 69,332    | 64,250    | 69,665    | 96,376    | 89,855    |
|           | 187,136   | 170,058   | 172,167   | 168,636   | 150,667   | 157,565   | 199,269   | 189,485   |
| 地 方 圏     | 1,303,848 | 1,230,215 | 1,364,740 | 1,160,854 | 1,075,797 | 1,080,635 | 1,436,391 | 1,274,009 |
| 北 海 道     | 224,695   | 216,225   | 255,684   | 201,312   | 186,200   | 172,343   | 246,898   | 188,300   |
| 東 北       | 331,084   | 302,218   | 346,229   | 263,498   | 287,424   | 295,710   | 378,591   | 337,469   |
| 北 陸       | 96,992    | 96,385    | 97,723    | 87,458    | 76,778    | 72,628    | 104,130   | 95,380    |
| 中 国       | 185,903   | 176,636   | 182,958   | 177,840   | 152,111   | 146,053   | 179,576   | 157,691   |
| う ち 山 陰 陽 | 80,073    | 80,968    | 85,424    | 81,918    | 66,855    | 58,323    | 72,358    | 59,859    |
|           | 105,830   | 95,667    | 97,535    | 95,922    | 85,257    | 87,730    | 107,218   | 97,832    |
| 四 国       | 120,833   | 100,826   | 118,436   | 107,066   | 98,431    | 110,038   | 143,052   | 136,354   |
| 九 州       | 325,810   | 319,708   | 343,690   | 303,109   | 253,406   | 267,580   | 368,212   | 328,933   |
| う ち 北 九 州 | 195,703   | 196,318   | 202,026   | 178,410   | 147,274   | 148,429   | 191,789   | 182,332   |
| 南 九 州     | 130,107   | 123,390   | 141,664   | 124,700   | 106,132   | 119,151   | 176,423   | 146,601   |
| 沖 縄       | 18,532    | 18,218    | 20,020    | 20,570    | 21,447    | 16,283    | 15,931    | 29,883    |

5 国土保全投資

| 区 分 \ 年 度 | 平成19  | 20    | 21    | 22    | 23    | 24    | 25    | 26    |
|-----------|-------|-------|-------|-------|-------|-------|-------|-------|
| 全 国       | 100.0 | 100.0 | 100.0 | 100.0 | 100.0 | 100.0 | 100.0 | 100.0 |
| 大 都 市 圏   | 43.3  | 43.4  | 42.4  | 43.1  | 43.5  | 43.9  | 41.9  | 43.5  |
| 関 東       | 19.5  | 19.9  | 21.0  | 20.2  | 21.3  | 20.0  | 18.2  | 19.2  |
| う ち 内 陸 海 | 9.5   | 9.1   | 10.1  | 10.1  | 10.7  | 9.6   | 9.1   | 8.7   |
|           | 10.0  | 10.9  | 10.8  | 10.2  | 10.6  | 10.4  | 9.1   | 10.5  |
| 東 海       | 12.4  | 12.3  | 11.0  | 11.3  | 10.9  | 12.1  | 11.7  | 11.9  |
| 近 畿       | 11.4  | 11.1  | 10.5  | 11.7  | 11.3  | 11.8  | 12.0  | 12.4  |
| う ち 内 陸 海 | 3.2   | 3.3   | 3.2   | 3.4   | 3.4   | 3.6   | 3.9   | 4.0   |
|           | 8.1   | 7.8   | 7.3   | 8.3   | 7.9   | 8.2   | 8.1   | 8.4   |
| 地 方 圏     | 56.7  | 56.6  | 57.6  | 56.9  | 56.5  | 56.1  | 58.1  | 56.5  |
| 北 海 道     | 9.8   | 10.0  | 10.8  | 9.9   | 9.8   | 9.0   | 10.0  | 8.4   |
| 東 北       | 14.4  | 13.9  | 14.6  | 12.9  | 15.1  | 15.4  | 15.3  | 15.0  |
| 北 陸       | 4.2   | 4.4   | 4.1   | 4.3   | 4.0   | 3.8   | 4.2   | 4.2   |
| 中 国       | 8.1   | 8.1   | 7.7   | 8.7   | 8.0   | 7.6   | 7.3   | 7.0   |
| う ち 山 陰 陽 | 3.5   | 3.7   | 3.6   | 4.0   | 3.5   | 3.0   | 2.9   | 2.7   |
|           | 4.6   | 4.4   | 4.1   | 4.7   | 4.5   | 4.6   | 4.3   | 4.3   |
| 四 国       | 5.3   | 4.6   | 5.0   | 5.2   | 5.2   | 5.7   | 5.8   | 6.0   |
| 九 州       | 14.2  | 14.7  | 14.5  | 14.8  | 13.3  | 13.9  | 14.9  | 14.6  |
| う ち 北 九 州 | 8.5   | 9.0   | 8.5   | 8.7   | 7.7   | 7.7   | 7.8   | 8.1   |
| 南 九 州     | 5.7   | 5.7   | 6.0   | 6.1   | 5.6   | 6.2   | 7.1   | 6.5   |
| 沖 縄       | 0.8   | 0.8   | 0.8   | 1.0   | 1.1   | 0.8   | 0.6   | 1.3   |

(単位：百万円)

| 27        | 28        | 29        | 30        | 令和元       | 2         | 3         | 4         | 5         |
|-----------|-----------|-----------|-----------|-----------|-----------|-----------|-----------|-----------|
| 2,037,698 | 2,187,861 | 2,139,960 | 2,248,431 | 2,631,842 | 2,993,894 | 3,103,178 | 2,835,435 | 2,850,928 |
| 892,346   | 926,154   | 924,833   | 972,989   | 1,111,866 | 1,285,106 | 1,356,901 | 1,207,966 | 1,209,845 |
| 393,173   | 419,864   | 433,182   | 447,774   | 512,367   | 584,299   | 602,686   | 555,191   | 568,828   |
| 174,120   | 196,421   | 197,924   | 220,117   | 257,264   | 293,172   | 307,751   | 270,899   | 274,920   |
| 219,053   | 223,443   | 235,258   | 227,657   | 255,102   | 291,126   | 294,935   | 284,292   | 293,908   |
| 229,155   | 238,323   | 224,908   | 241,624   | 283,634   | 338,669   | 378,121   | 326,890   | 339,484   |
| 270,018   | 267,967   | 266,743   | 283,591   | 315,866   | 362,138   | 376,094   | 325,884   | 301,533   |
| 95,100    | 91,442    | 92,312    | 93,726    | 108,614   | 123,941   | 124,611   | 107,752   | 106,917   |
| 174,918   | 176,524   | 174,431   | 189,865   | 207,252   | 238,196   | 251,482   | 218,132   | 194,616   |
| 1,145,352 | 1,261,706 | 1,215,127 | 1,275,442 | 1,519,976 | 1,708,788 | 1,746,277 | 1,627,470 | 1,641,083 |
| 170,312   | 207,083   | 195,519   | 190,813   | 252,351   | 252,340   | 244,696   | 217,148   | 228,820   |
| 312,359   | 329,862   | 315,968   | 342,086   | 399,269   | 464,836   | 483,778   | 452,175   | 445,766   |
| 78,584    | 79,663    | 84,690    | 87,693    | 100,201   | 121,276   | 127,741   | 120,824   | 124,984   |
| 145,809   | 151,321   | 145,007   | 147,307   | 206,991   | 244,359   | 236,100   | 223,513   | 234,499   |
| 49,765    | 54,059    | 49,665    | 50,644    | 59,063    | 69,805    | 71,268    | 69,345    | 72,268    |
| 96,044    | 97,262    | 95,342    | 96,663    | 147,927   | 174,555   | 164,832   | 154,168   | 162,231   |
| 127,127   | 141,930   | 126,020   | 140,601   | 167,461   | 192,005   | 202,237   | 170,982   | 180,401   |
| 287,765   | 326,605   | 318,819   | 342,479   | 369,913   | 404,616   | 420,252   | 417,259   | 400,095   |
| 170,131   | 193,749   | 180,831   | 194,283   | 223,541   | 228,491   | 242,260   | 248,479   | 222,664   |
| 117,634   | 132,857   | 137,988   | 148,196   | 146,372   | 176,125   | 177,992   | 168,780   | 177,431   |
| 23,395    | 25,242    | 29,103    | 24,464    | 23,791    | 29,356    | 31,473    | 25,569    | 26,518    |

(単位：%)

| 27    | 28    | 29    | 30    | 令和元   | 2     | 3     | 4     | 5     |
|-------|-------|-------|-------|-------|-------|-------|-------|-------|
| 100.0 | 100.0 | 100.0 | 100.0 | 100.0 | 100.0 | 100.0 | 100.0 | 100.0 |
| 43.8  | 42.3  | 43.2  | 43.3  | 42.2  | 42.9  | 43.7  | 42.6  | 42.4  |
| 19.3  | 19.2  | 20.2  | 19.9  | 19.5  | 19.5  | 19.4  | 19.6  | 20.0  |
| 8.5   | 9.0   | 9.2   | 9.8   | 9.8   | 9.8   | 9.9   | 9.6   | 9.6   |
| 10.8  | 10.2  | 11.0  | 10.1  | 9.7   | 9.7   | 9.5   | 10.0  | 10.3  |
| 11.2  | 10.9  | 10.5  | 10.7  | 10.8  | 11.3  | 12.2  | 11.5  | 11.9  |
| 13.3  | 12.2  | 12.5  | 12.6  | 12.0  | 12.1  | 12.1  | 11.5  | 10.6  |
| 4.7   | 4.2   | 4.3   | 4.2   | 4.1   | 4.1   | 4.0   | 3.8   | 3.8   |
| 8.6   | 8.1   | 8.2   | 8.4   | 7.9   | 8.0   | 8.1   | 7.7   | 6.8   |
| 56.2  | 57.7  | 56.8  | 56.7  | 57.8  | 57.1  | 56.3  | 57.4  | 57.6  |
| 8.4   | 9.5   | 9.1   | 8.5   | 9.6   | 8.4   | 7.9   | 7.7   | 8.0   |
| 15.3  | 15.1  | 14.8  | 15.2  | 15.2  | 15.5  | 15.6  | 15.9  | 15.6  |
| 3.9   | 3.6   | 4.0   | 3.9   | 3.8   | 4.1   | 4.1   | 4.3   | 4.4   |
| 7.2   | 6.9   | 6.8   | 6.6   | 7.9   | 8.2   | 7.6   | 7.9   | 8.2   |
| 2.4   | 2.5   | 2.3   | 2.3   | 2.2   | 2.3   | 2.3   | 2.4   | 2.5   |
| 4.7   | 4.4   | 4.5   | 4.3   | 5.6   | 5.8   | 5.3   | 5.4   | 5.7   |
| 6.2   | 6.5   | 5.9   | 6.3   | 6.4   | 6.4   | 6.5   | 6.0   | 6.3   |
| 14.1  | 14.9  | 14.9  | 15.2  | 14.1  | 13.5  | 13.5  | 14.7  | 14.0  |
| 8.3   | 8.9   | 8.5   | 8.6   | 8.5   | 7.6   | 7.8   | 8.8   | 7.8   |
| 5.8   | 6.1   | 6.4   | 6.6   | 5.6   | 5.9   | 5.7   | 6.0   | 6.2   |
| 1.1   | 1.2   | 1.4   | 1.1   | 0.9   | 1.0   | 1.0   | 0.9   | 0.9   |

6 その他の投資

| 区 分 \ 年 度 | 平成19      | 20        | 21        | 22        | 23        | 24        | 25        | 26        |
|-----------|-----------|-----------|-----------|-----------|-----------|-----------|-----------|-----------|
| 全 国       | 2,914,276 | 2,824,661 | 2,908,112 | 2,987,443 | 3,423,310 | 3,831,972 | 4,021,901 | 3,923,094 |
| 大 都 市 圏   | 1,484,233 | 1,481,104 | 1,438,691 | 1,544,054 | 1,610,551 | 1,659,014 | 1,624,114 | 1,652,526 |
| 関 東       | 844,481   | 861,884   | 810,186   | 960,153   | 1,033,489 | 1,010,295 | 970,906   | 980,292   |
| う ち 内 陸 海 | 214,181   | 181,331   | 189,746   | 193,658   | 334,484   | 295,874   | 252,663   | 261,865   |
|           | 630,300   | 680,553   | 620,440   | 766,495   | 699,004   | 714,422   | 718,243   | 718,427   |
| 東 海       | 269,441   | 245,857   | 266,854   | 235,685   | 229,262   | 266,123   | 258,217   | 269,218   |
| 近 畿       | 370,312   | 373,362   | 361,652   | 348,216   | 347,801   | 382,595   | 394,991   | 403,016   |
| う ち 内 陸 海 | 96,899    | 140,033   | 80,798    | 75,180    | 75,436    | 86,451    | 116,245   | 121,114   |
|           | 273,413   | 233,329   | 280,854   | 273,036   | 272,365   | 296,144   | 278,746   | 281,902   |
| 地 方 圏     | 1,430,042 | 1,343,558 | 1,469,421 | 1,443,389 | 1,812,759 | 2,172,958 | 2,397,787 | 2,270,568 |
| 北 海 道     | 152,038   | 125,080   | 148,223   | 171,089   | 151,251   | 172,085   | 176,135   | 191,946   |
| 東 北       | 397,734   | 392,369   | 391,177   | 366,299   | 911,285   | 1,150,501 | 1,301,074 | 1,080,474 |
| 北 陸       | 163,934   | 152,173   | 158,857   | 175,309   | 180,999   | 159,878   | 180,223   | 175,270   |
| 中 国       | 200,512   | 141,306   | 183,779   | 203,866   | 174,232   | 189,416   | 212,338   | 238,325   |
| う ち 山 陰 陽 | 68,348    | 52,561    | 51,357    | 64,223    | 43,166    | 61,245    | 63,331    | 80,441    |
|           | 132,164   | 88,744    | 132,422   | 139,643   | 131,066   | 128,171   | 149,007   | 157,884   |
| 四 国       | 75,092    | 84,210    | 99,214    | 108,460   | 83,544    | 101,302   | 110,862   | 143,532   |
| 九 州       | 399,010   | 401,160   | 450,152   | 389,463   | 287,135   | 353,899   | 363,024   | 377,189   |
| う ち 北 九 州 | 224,799   | 242,129   | 279,216   | 220,509   | 166,850   | 233,006   | 233,554   | 240,469   |
| 南 九 州     | 174,211   | 159,031   | 170,936   | 168,954   | 120,286   | 120,892   | 129,469   | 136,720   |
| 沖 縄       | 41,723    | 47,261    | 38,019    | 28,903    | 24,312    | 45,878    | 54,130    | 63,833    |

6 その他の投資

| 区 分 \ 年 度 | 平成19  | 20    | 21    | 22    | 23    | 24    | 25    | 26    |
|-----------|-------|-------|-------|-------|-------|-------|-------|-------|
| 全 国       | 100.0 | 100.0 | 100.0 | 100.0 | 100.0 | 100.0 | 100.0 | 100.0 |
| 大 都 市 圏   | 50.9  | 52.4  | 49.5  | 51.7  | 47.0  | 43.3  | 40.4  | 42.1  |
| 関 東       | 29.0  | 30.5  | 27.9  | 32.1  | 30.2  | 26.4  | 24.1  | 25.0  |
| う ち 内 陸 海 | 7.3   | 6.4   | 6.5   | 6.5   | 9.8   | 7.7   | 6.3   | 6.7   |
|           | 21.6  | 24.1  | 21.3  | 25.7  | 20.4  | 18.6  | 17.9  | 18.3  |
| 東 海       | 9.2   | 8.7   | 9.2   | 7.9   | 6.7   | 6.9   | 6.4   | 6.9   |
| 近 畿       | 12.7  | 13.2  | 12.4  | 11.7  | 10.2  | 10.0  | 9.8   | 10.3  |
| う ち 内 陸 海 | 3.3   | 5.0   | 2.8   | 2.5   | 2.2   | 2.3   | 2.9   | 3.1   |
|           | 9.4   | 8.3   | 9.7   | 9.1   | 8.0   | 7.7   | 6.9   | 7.2   |
| 地 方 圏     | 49.1  | 47.6  | 50.5  | 48.3  | 53.0  | 56.7  | 59.6  | 57.9  |
| 北 海 道     | 5.2   | 4.4   | 5.1   | 5.7   | 4.4   | 4.5   | 4.4   | 4.9   |
| 東 北       | 13.6  | 13.9  | 13.5  | 12.3  | 26.6  | 30.0  | 32.3  | 27.5  |
| 北 陸       | 5.6   | 5.4   | 5.5   | 5.9   | 5.3   | 4.2   | 4.5   | 4.5   |
| 中 国       | 6.9   | 5.0   | 6.3   | 6.8   | 5.1   | 4.9   | 5.3   | 6.1   |
| う ち 山 陰 陽 | 2.3   | 1.9   | 1.8   | 2.1   | 1.3   | 1.6   | 1.6   | 2.1   |
|           | 4.5   | 3.1   | 4.6   | 4.7   | 3.8   | 3.3   | 3.7   | 4.0   |
| 四 国       | 2.6   | 3.0   | 3.4   | 3.6   | 2.4   | 2.6   | 2.8   | 3.7   |
| 九 州       | 13.7  | 14.2  | 15.5  | 13.0  | 8.4   | 9.2   | 9.0   | 9.6   |
| う ち 北 九 州 | 7.7   | 8.6   | 9.6   | 7.4   | 4.9   | 6.1   | 5.8   | 6.1   |
| 南 九 州     | 6.0   | 5.6   | 5.9   | 5.7   | 3.5   | 3.2   | 3.2   | 3.5   |
| 沖 縄       | 1.4   | 1.7   | 1.3   | 1.0   | 0.7   | 1.2   | 1.3   | 1.6   |

(単位：百万円)

| 27        | 28        | 29        | 30        | 令和元       | 2         | 3         | 4         | 5         |
|-----------|-----------|-----------|-----------|-----------|-----------|-----------|-----------|-----------|
| 3,824,316 | 4,092,966 | 4,043,770 | 4,965,247 | 4,819,797 | 5,207,601 | 4,300,166 | 3,911,156 | 3,939,967 |
| 1,709,555 | 1,766,777 | 1,612,489 | 2,346,389 | 2,037,812 | 2,068,472 | 1,864,350 | 1,798,866 | 1,869,883 |
| 1,054,231 | 1,171,062 | 973,655   | 1,613,206 | 1,270,058 | 1,301,770 | 1,143,375 | 1,094,487 | 1,165,628 |
| 267,399   | 259,162   | 238,784   | 245,151   | 294,800   | 463,237   | 315,011   | 309,259   | 297,019   |
| 786,832   | 911,900   | 734,870   | 1,368,054 | 975,258   | 838,533   | 828,364   | 785,228   | 868,609   |
| 286,393   | 244,196   | 266,419   | 339,430   | 361,218   | 361,527   | 354,467   | 343,205   | 347,597   |
| 368,931   | 351,519   | 372,416   | 393,754   | 406,535   | 405,175   | 366,509   | 361,175   | 356,659   |
| 101,442   | 94,548    | 100,692   | 134,927   | 141,443   | 115,647   | 104,114   | 111,609   | 102,480   |
| 267,489   | 256,971   | 271,724   | 258,826   | 265,092   | 289,528   | 262,395   | 249,566   | 254,178   |
| 2,114,761 | 2,326,189 | 2,431,281 | 2,618,858 | 2,781,985 | 3,139,129 | 2,435,815 | 2,112,290 | 2,070,083 |
| 185,314   | 222,759   | 247,609   | 226,358   | 265,194   | 283,258   | 261,219   | 263,688   | 305,223   |
| 1,060,680 | 1,067,473 | 993,385   | 927,992   | 889,634   | 1,259,615 | 698,434   | 644,101   | 615,094   |
| 125,031   | 160,142   | 204,706   | 277,981   | 349,612   | 392,156   | 325,080   | 221,929   | 203,322   |
| 205,807   | 206,490   | 181,214   | 316,751   | 386,883   | 300,349   | 301,327   | 260,947   | 264,268   |
| 67,354    | 60,543    | 61,613    | 73,986    | 89,352    | 70,153    | 72,735    | 75,867    | 83,637    |
| 138,453   | 145,947   | 119,600   | 242,765   | 297,531   | 230,196   | 228,592   | 185,081   | 180,630   |
| 134,476   | 126,337   | 121,979   | 149,537   | 186,306   | 165,364   | 143,144   | 121,472   | 121,494   |
| 330,785   | 479,500   | 623,350   | 666,698   | 643,001   | 657,540   | 640,994   | 561,577   | 520,530   |
| 210,346   | 247,539   | 296,325   | 333,791   | 361,420   | 385,281   | 367,673   | 308,346   | 273,517   |
| 120,439   | 231,960   | 327,025   | 332,907   | 281,581   | 272,259   | 273,321   | 253,231   | 247,014   |
| 72,668    | 63,488    | 59,038    | 53,540    | 61,356    | 80,847    | 65,616    | 38,576    | 40,152    |

(単位：%)

| 27    | 28    | 29    | 30    | 令和元   | 2     | 3     | 4     | 5     |
|-------|-------|-------|-------|-------|-------|-------|-------|-------|
| 100.0 | 100.0 | 100.0 | 100.0 | 100.0 | 100.0 | 100.0 | 100.0 | 100.0 |
| 44.7  | 43.2  | 39.9  | 47.3  | 42.3  | 39.7  | 43.4  | 46.0  | 47.5  |
| 27.6  | 28.6  | 24.1  | 32.5  | 26.4  | 25.0  | 26.6  | 28.0  | 29.6  |
| 7.0   | 6.3   | 5.9   | 4.9   | 6.1   | 8.9   | 7.3   | 7.9   | 7.5   |
| 20.6  | 22.3  | 18.2  | 27.6  | 20.2  | 16.1  | 19.3  | 20.1  | 22.0  |
| 7.5   | 6.0   | 6.6   | 6.8   | 7.5   | 6.9   | 8.2   | 8.8   | 8.8   |
| 9.6   | 8.6   | 9.2   | 7.9   | 8.4   | 7.8   | 8.5   | 9.2   | 9.1   |
| 2.7   | 2.3   | 2.5   | 2.7   | 2.9   | 2.2   | 2.4   | 2.9   | 2.6   |
| 7.0   | 6.3   | 6.7   | 5.2   | 5.5   | 5.6   | 6.1   | 6.4   | 6.5   |
| 55.3  | 56.8  | 60.1  | 52.7  | 57.7  | 60.3  | 56.6  | 54.0  | 52.5  |
| 4.8   | 5.4   | 6.1   | 4.6   | 5.5   | 5.4   | 6.1   | 6.7   | 7.7   |
| 27.7  | 26.1  | 24.6  | 18.7  | 18.5  | 24.2  | 16.2  | 16.5  | 15.6  |
| 3.3   | 3.9   | 5.1   | 5.6   | 7.3   | 7.5   | 7.6   | 5.7   | 5.2   |
| 5.4   | 5.0   | 4.5   | 6.4   | 8.0   | 5.8   | 7.0   | 6.7   | 6.7   |
| 1.8   | 1.5   | 1.5   | 1.5   | 1.9   | 1.3   | 1.7   | 1.9   | 2.1   |
| 3.6   | 3.6   | 3.0   | 4.9   | 6.2   | 4.4   | 5.3   | 4.7   | 4.6   |
| 3.5   | 3.1   | 3.0   | 3.0   | 3.9   | 3.2   | 3.3   | 3.1   | 3.1   |
| 8.6   | 11.7  | 15.4  | 13.4  | 13.3  | 12.6  | 14.9  | 14.4  | 13.2  |
| 5.5   | 6.0   | 7.3   | 6.7   | 7.5   | 7.4   | 8.6   | 7.9   | 6.9   |
| 3.1   | 5.7   | 8.1   | 6.7   | 5.8   | 5.2   | 6.4   | 6.5   | 6.3   |
| 1.9   | 1.6   | 1.5   | 1.1   | 1.3   | 1.6   | 1.5   | 1.0   | 1.0   |

第11-1表 事業目的別にみたブロック別投資額の推移

| 都道府県    | 年度<br>区分                             | 平成19  | 20  | 21   | 22   | 23   | 24   | 25   | 26   |
|---------|--------------------------------------|---|---|--|--|--|--|--|--|
|         |                                      | 全 国   | 合 計<br>生活<br>産業<br>農 林<br>国 土<br>その他  | 23,064,485<br>11,200,033<br>4,891,337<br>1,759,807<br>2,299,032<br>2,914,276 | 22,394,503<br>11,017,040<br>4,733,930<br>1,646,597<br>2,172,275<br>2,824,661 | 23,857,659<br>11,755,300<br>5,027,685<br>1,795,258<br>2,371,304<br>2,908,112 | 21,990,079<br>11,146,055<br>4,292,407<br>1,522,881<br>2,041,292<br>2,987,443 | 21,465,687<br>10,782,852<br>3,932,072<br>1,422,412<br>1,905,041<br>3,423,310 | 21,869,825<br>10,677,259<br>3,985,334<br>1,449,929<br>1,925,330<br>3,831,972 |
| 大 都 市 圏 | 合 計<br>生活<br>産業<br>農 林<br>国 土<br>その他 | 12,070,907<br>6,936,876<br>2,174,589<br>480,025<br>995,184<br>1,484,233     | 12,059,728<br>6,994,827<br>2,189,553<br>452,184<br>942,060<br>1,481,104     | 12,490,339<br>7,277,559<br>2,297,991<br>469,533<br>1,006,564<br>1,438,691    | 11,516,466<br>6,711,884<br>1,966,647<br>413,443<br>880,438<br>1,544,054      | 10,777,306<br>6,274,483<br>1,682,926<br>380,101<br>829,244<br>1,610,551      | 10,899,134<br>6,310,565<br>1,723,797<br>361,063<br>844,696<br>1,659,014      | 11,856,234<br>6,697,280<br>2,062,644<br>435,867<br>1,036,329<br>1,624,114    | 11,846,106<br>6,829,282<br>1,975,619<br>408,563<br>980,116<br>1,652,526      |
| 関 東     | 合 計<br>生活<br>産業<br>農 林<br>国 土<br>その他 | 6,521,519<br>3,936,580<br>1,081,629<br>209,377<br>449,452<br>844,481        | 6,646,699<br>4,049,250<br>1,101,177<br>201,563<br>432,826<br>861,884        | 6,962,854<br>3,929,888<br>1,158,939<br>212,038<br>497,055<br>810,186         | 6,472,690<br>3,929,888<br>982,071<br>187,940<br>412,638<br>960,153           | 6,152,287<br>3,710,316<br>821,527<br>180,286<br>406,669<br>1,033,489         | 6,187,641<br>3,772,493<br>848,149<br>171,708<br>384,995<br>1,010,295         | 6,497,974<br>3,882,760<br>993,559<br>199,858<br>450,891<br>970,906           | 6,605,789<br>4,017,200<br>975,477<br>199,234<br>433,586<br>980,292           |
| うち内陸    | 合 計<br>生活<br>産業<br>農 林<br>国 土<br>その他 | 1,797,601<br>883,565<br>352,550<br>128,203<br>219,103<br>214,181            | 1,711,509<br>867,301<br>339,468<br>126,769<br>196,640<br>181,331            | 1,891,792<br>955,644<br>373,240<br>132,797<br>240,365<br>189,746             | 1,739,049<br>884,984<br>333,534<br>121,501<br>205,372<br>193,658             | 1,800,897<br>833,403<br>316,380<br>112,325<br>204,305<br>334,484             | 1,749,809<br>841,027<br>320,269<br>107,933<br>184,707<br>295,874             | 1,903,251<br>907,235<br>392,236<br>124,999<br>226,118<br>252,663             | 1,948,232<br>966,086<br>397,203<br>126,586<br>196,492<br>261,865             |
| うち臨海    | 合 計<br>生活<br>産業<br>農 林<br>国 土<br>その他 | 4,723,918<br>3,053,014<br>729,079<br>81,174<br>230,350<br>630,300           | 4,935,190<br>3,181,949<br>761,708<br>74,794<br>236,186<br>680,553           | 5,071,062<br>3,328,993<br>785,699<br>79,241<br>256,689<br>620,440            | 4,733,640<br>3,044,904<br>648,536<br>66,438<br>207,267<br>766,495            | 4,351,390<br>2,876,913<br>505,146<br>67,962<br>202,364<br>699,004            | 4,437,832<br>2,931,467<br>527,880<br>63,775<br>200,289<br>714,422            | 4,594,723<br>2,975,525<br>601,323<br>74,859<br>224,773<br>718,243            | 4,657,557<br>3,051,114<br>578,273<br>72,649<br>237,094<br>718,427            |
| 東 海     | 合 計<br>生活<br>産業<br>農 林<br>国 土<br>その他 | 2,588,436<br>1,355,388<br>521,462<br>157,468<br>284,677<br>269,441          | 2,527,895<br>1,360,482<br>508,681<br>145,601<br>267,274<br>245,857          | 2,508,371<br>1,324,241<br>507,275<br>148,298<br>261,703<br>266,854           | 2,218,388<br>1,180,307<br>446,045<br>126,519<br>229,832<br>235,685           | 2,062,882<br>1,104,119<br>409,349<br>112,494<br>207,658<br>229,262           | 2,140,793<br>1,104,988<br>426,720<br>110,491<br>232,470<br>266,123           | 2,379,367<br>1,191,551<br>496,715<br>143,092<br>289,792<br>258,217           | 2,298,029<br>1,176,324<br>464,257<br>121,039<br>267,191<br>269,218           |
| 近 畿     | 合 計<br>生活<br>産業<br>農 林<br>国 土<br>その他 | 2,960,953<br>1,644,908<br>571,498<br>113,180<br>261,055<br>370,312          | 2,885,133<br>1,585,096<br>579,695<br>105,020<br>241,960<br>373,362          | 3,019,113<br>1,668,681<br>631,777<br>109,197<br>247,806<br>361,652           | 2,825,389<br>1,601,689<br>538,531<br>98,984<br>237,968<br>348,216            | 2,562,137<br>1,460,048<br>452,051<br>87,320<br>214,917<br>347,801            | 2,570,701<br>1,433,084<br>448,928<br>78,863<br>227,230<br>382,595            | 2,978,893<br>1,622,968<br>572,371<br>92,917<br>295,645<br>394,991            | 2,942,289<br>1,635,758<br>535,886<br>88,290<br>279,340<br>403,016            |
| うち内陸    | 合 計<br>生活<br>産業<br>農 林<br>国 土<br>その他 | 843,231<br>455,522<br>171,395<br>45,496<br>73,919<br>96,899                 | 845,537<br>436,265<br>157,327<br>40,010<br>71,901<br>140,033                | 837,256<br>465,792<br>173,271<br>41,757<br>75,639<br>80,798                  | 801,334<br>449,420<br>171,899<br>35,503<br>69,332<br>75,180                  | 727,171<br>408,218<br>149,115<br>30,152<br>64,250<br>75,436                  | 748,352<br>397,026<br>165,040<br>30,169<br>69,665<br>86,451                  | 865,766<br>442,829<br>175,569<br>34,747<br>96,376<br>116,245                 | 853,309<br>440,209<br>167,345<br>34,786<br>89,855<br>121,114                 |
| うち臨海    | 合 計<br>生活<br>産業<br>農 林<br>国 土<br>その他 | 2,117,722<br>1,189,386<br>400,103<br>67,684<br>187,136<br>273,413           | 2,039,596<br>1,148,830<br>422,368<br>65,010<br>170,058<br>233,329           | 2,181,857<br>1,202,890<br>458,506<br>67,440<br>172,167<br>280,854            | 2,024,055<br>1,152,269<br>366,633<br>63,481<br>168,636<br>273,036            | 1,834,966<br>1,051,830<br>302,936<br>57,168<br>150,667<br>272,365            | 1,822,349<br>1,036,058<br>283,888<br>48,694<br>157,565<br>296,144            | 2,113,127<br>1,180,140<br>396,802<br>58,170<br>199,269<br>278,746            | 2,088,980<br>1,195,549<br>368,541<br>53,504<br>189,485<br>281,902            |
| 地 方 圏   | 合 計<br>生活<br>産業<br>農 林<br>国 土<br>その他 | 10,993,578<br>4,263,158<br>2,716,748<br>1,279,782<br>1,303,848<br>1,430,042 | 10,334,775<br>4,022,212<br>2,544,377<br>1,194,413<br>1,230,215<br>1,343,558 | 11,367,320<br>4,477,740<br>2,729,693<br>1,325,725<br>1,364,740<br>1,469,421  | 10,473,613<br>4,434,171<br>2,325,761<br>1,109,438<br>1,160,854<br>1,443,389  | 10,688,381<br>4,508,369<br>2,249,146<br>1,042,311<br>1,075,797<br>1,812,759  | 10,970,690<br>4,366,694<br>2,261,537<br>1,088,866<br>1,080,635<br>2,172,958  | 12,893,571<br>5,067,966<br>2,644,209<br>1,347,219<br>1,436,391<br>2,397,787  | 12,821,098<br>5,361,430<br>2,570,928<br>1,344,162<br>1,274,009<br>2,270,568  |
| 北 海 道   | 合 計<br>生活<br>産 業                     | 1,557,036<br>458,802<br>459,139   | 1,468,626<br>452,118<br>425,690   | 1,697,156<br>519,372<br>458,843  | 1,547,363<br>600,636<br>353,642  | 1,402,458<br>507,014<br>344,307  | 1,458,945<br>516,366<br>353,671  | 1,691,588<br>568,490<br>404,510  | 1,687,477<br>626,320<br>397,240  |

(単位：百万円)

| 27         | 28         | 29         | 30         | 令和元        | 2          | 3          | 4          | 5          |
|------------|------------|------------|------------|------------|------------|------------|------------|------------|
| 23,654,237 | 24,137,629 | 24,326,981 | 25,090,815 | 25,929,619 | 27,551,000 | 26,108,016 | 24,995,317 | 25,565,807 |
| 11,973,073 | 11,748,011 | 11,717,270 | 11,570,366 | 11,940,960 | 12,247,205 | 11,724,450 | 11,579,158 | 12,133,323 |
| 4,218,163  | 4,463,095  | 4,647,262  | 4,584,070  | 4,721,637  | 5,250,616  | 5,178,267  | 4,908,593  | 4,847,538  |
| 1,600,988  | 1,645,697  | 1,778,719  | 1,722,701  | 1,815,383  | 1,851,685  | 1,801,955  | 1,760,975  | 1,794,052  |
| 2,037,698  | 2,187,861  | 2,139,960  | 2,248,431  | 2,631,842  | 2,993,894  | 3,103,178  | 2,835,435  | 2,850,928  |
| 3,824,316  | 4,092,966  | 4,043,770  | 4,965,247  | 4,819,797  | 5,207,601  | 4,300,166  | 3,911,156  | 3,939,967  |
| 11,611,643 | 11,714,627 | 11,681,784 | 12,718,233 | 12,925,758 | 13,506,397 | 13,022,964 | 12,712,206 | 13,113,242 |
| 6,786,432  | 6,742,707  | 6,817,078  | 7,018,529  | 7,320,832  | 7,432,791  | 7,097,678  | 7,065,894  | 7,366,277  |
| 1,832,734  | 1,875,932  | 1,908,315  | 1,964,831  | 2,010,596  | 2,252,232  | 2,252,303  | 2,176,220  | 2,213,779  |
| 390,575    | 403,056    | 419,069    | 415,495    | 444,652    | 467,797    | 451,732    | 463,260    | 453,458    |
| 892,346    | 926,154    | 924,833    | 972,989    | 1,111,866  | 1,285,106  | 1,356,901  | 1,207,966  | 1,209,845  |
| 1,709,555  | 1,766,777  | 1,612,489  | 2,346,389  | 2,037,812  | 2,068,472  | 1,864,350  | 1,798,866  | 1,869,883  |
| 6,543,397  | 6,741,679  | 6,660,558  | 7,481,284  | 7,401,637  | 7,564,409  | 7,181,958  | 6,993,986  | 7,290,347  |
| 3,984,740  | 4,039,266  | 4,060,016  | 4,161,459  | 4,337,531  | 4,292,692  | 4,131,447  | 4,073,971  | 4,225,589  |
| 917,840    | 942,323    | 1,008,417  | 1,063,809  | 1,077,333  | 1,171,859  | 1,105,131  | 1,064,994  | 1,129,872  |
| 193,413    | 169,164    | 185,290    | 195,037    | 204,348    | 213,790    | 199,319    | 205,344    | 200,429    |
| 393,173    | 419,864    | 433,182    | 447,774    | 512,367    | 584,299    | 602,686    | 555,191    | 568,828    |
| 1,054,231  | 1,171,062  | 973,655    | 1,613,206  | 1,270,058  | 1,301,770  | 1,143,375  | 1,094,487  | 1,165,628  |
| 1,841,829  | 1,795,604  | 1,794,260  | 1,823,431  | 1,977,173  | 2,306,679  | 2,036,210  | 1,925,793  | 1,979,642  |
| 907,773    | 864,535    | 871,252    | 850,038    | 901,970    | 969,108    | 855,229    | 815,079    | 850,863    |
| 364,309    | 372,929    | 371,541    | 389,700    | 405,630    | 456,894    | 436,956    | 405,670    | 431,590    |
| 128,228    | 102,557    | 114,759    | 118,423    | 117,509    | 124,268    | 121,264    | 124,886    | 125,250    |
| 174,120    | 196,421    | 197,924    | 220,117    | 257,264    | 293,172    | 307,751    | 270,899    | 274,920    |
| 267,399    | 259,162    | 238,784    | 245,151    | 294,800    | 463,237    | 315,011    | 309,259    | 297,019    |
| 4,701,568  | 4,946,075  | 4,866,299  | 5,657,854  | 5,424,464  | 5,257,731  | 5,145,747  | 5,068,193  | 5,310,705  |
| 3,076,967  | 3,174,731  | 3,188,764  | 3,311,421  | 3,435,561  | 3,323,585  | 3,276,219  | 3,258,891  | 3,374,726  |
| 553,531    | 569,394    | 636,876    | 674,109    | 671,703    | 714,965    | 668,175    | 659,324    | 698,282    |
| 65,185     | 66,607     | 70,531     | 76,614     | 86,840     | 89,522     | 78,055     | 80,458     | 75,180     |
| 219,053    | 223,443    | 235,258    | 227,657    | 255,102    | 291,126    | 294,935    | 284,292    | 293,908    |
| 786,832    | 911,900    | 734,870    | 1,368,054  | 975,258    | 838,533    | 828,364    | 785,228    | 868,609    |
| 2,204,226  | 2,200,856  | 2,265,040  | 2,412,931  | 2,561,250  | 2,716,838  | 2,635,800  | 2,604,325  | 2,710,098  |
| 1,157,604  | 1,147,301  | 1,167,748  | 1,245,316  | 1,308,709  | 1,319,229  | 1,205,520  | 1,247,859  | 1,342,795  |
| 419,163    | 449,567    | 469,245    | 458,509    | 464,125    | 545,691    | 548,268    | 531,060    | 527,848    |
| 111,910    | 121,469    | 136,720    | 128,052    | 143,562    | 151,722    | 149,423    | 155,311    | 152,374    |
| 229,155    | 238,323    | 224,908    | 241,624    | 283,634    | 338,669    | 378,121    | 326,890    | 339,484    |
| 286,393    | 244,196    | 266,419    | 339,430    | 361,218    | 361,527    | 354,467    | 343,205    | 347,597    |
| 2,864,020  | 2,772,092  | 2,756,185  | 2,824,018  | 2,962,871  | 3,225,150  | 3,205,207  | 3,113,895  | 3,112,798  |
| 1,644,088  | 1,556,141  | 1,589,314  | 1,611,754  | 1,674,592  | 1,820,869  | 1,760,710  | 1,744,065  | 1,797,894  |
| 495,731    | 484,043    | 430,653    | 442,514    | 469,137    | 534,682    | 598,905    | 580,166    | 556,058    |
| 85,252     | 112,423    | 97,059     | 92,406     | 96,741     | 102,285    | 102,990    | 102,604    | 100,655    |
| 270,018    | 267,967    | 266,743    | 283,591    | 315,866    | 362,138    | 376,094    | 325,884    | 301,533    |
| 368,931    | 351,519    | 372,416    | 393,754    | 406,535    | 405,175    | 366,509    | 361,175    | 356,659    |
| 795,847    | 786,354    | 803,379    | 800,657    | 878,903    | 896,701    | 889,877    | 855,572    | 872,477    |
| 438,128    | 434,472    | 439,081    | 401,593    | 448,062    | 448,320    | 434,843    | 410,647    | 454,195    |
| 130,255    | 131,159    | 135,922    | 138,745    | 149,356    | 171,306    | 190,298    | 187,040    | 172,644    |
| 30,922     | 34,733     | 35,372     | 31,666     | 31,427     | 37,487     | 36,011     | 38,524     | 36,241     |
| 95,100     | 91,442     | 92,312     | 93,726     | 108,614    | 123,941    | 124,611    | 107,752    | 106,917    |
| 101,442    | 94,548     | 100,692    | 134,927    | 141,443    | 115,647    | 104,114    | 111,609    | 102,480    |
| 2,068,173  | 1,985,738  | 1,952,806  | 2,023,361  | 2,083,968  | 2,328,448  | 2,315,330  | 2,258,323  | 2,240,321  |
| 1,205,961  | 1,121,669  | 1,150,233  | 1,210,161  | 1,226,530  | 1,372,549  | 1,325,867  | 1,333,418  | 1,343,699  |
| 365,476    | 352,884    | 294,731    | 303,768    | 319,781    | 363,376    | 408,607    | 393,126    | 383,414    |
| 54,330     | 77,690     | 61,687     | 60,740     | 65,314     | 64,798     | 66,979     | 64,081     | 64,414     |
| 174,918    | 176,524    | 174,431    | 189,865    | 207,252    | 238,196    | 251,482    | 218,132    | 194,616    |
| 267,489    | 256,971    | 271,724    | 258,826    | 265,092    | 289,528    | 262,395    | 249,566    | 254,178    |
| 12,042,595 | 12,423,002 | 12,645,196 | 12,372,581 | 13,003,861 | 14,044,603 | 13,085,051 | 12,283,111 | 12,452,565 |
| 5,186,641  | 5,005,303  | 4,900,192  | 4,551,837  | 4,620,128  | 4,814,414  | 4,626,772  | 4,513,263  | 4,767,046  |
| 2,385,428  | 2,587,162  | 2,738,948  | 2,619,239  | 2,711,041  | 2,998,384  | 2,925,964  | 2,732,373  | 2,633,759  |
| 1,210,413  | 1,242,641  | 1,359,649  | 1,307,206  | 1,370,731  | 1,383,888  | 1,350,224  | 1,297,716  | 1,340,594  |
| 1,145,352  | 1,261,706  | 1,215,127  | 1,275,442  | 1,519,976  | 1,708,788  | 1,746,277  | 1,627,470  | 1,641,083  |
| 2,114,761  | 2,326,189  | 2,431,281  | 2,618,858  | 2,781,985  | 3,139,129  | 2,435,815  | 2,112,290  | 2,070,083  |
| 1,516,947  | 1,660,015  | 1,736,169  | 1,653,391  | 1,804,777  | 1,890,230  | 1,871,784  | 1,818,913  | 1,920,869  |
| 557,464    | 573,468    | 614,461    | 560,569    | 546,218    | 609,852    | 616,469    | 613,459    | 672,803    |
| 353,368    | 365,521    | 375,610    | 386,461    | 408,652    | 408,831    | 422,523    | 407,692    | 395,578    |

第11-1表 事業目的別にみたブロック別投資額の推移（つづき）

| 都道府県 | 年度<br>区分                          | 平成19   | 20   | 21   | 22   | 23   | 24   | 25   | 26   |  |  |  |  |  |  |
|------|-----------------------------------|--|--|--|--|--|--|--|--|--|--|--|--|--|--|
|      |                                   | 北海道  | 農林<br>国<br>その他   | 262,362<br>224,695<br>152,038                                      | 249,513<br>216,225<br>125,080                                      | 315,034<br>255,684<br>148,223                                      | 220,684<br>201,312<br>171,089  | 213,686<br>186,200<br>151,251  | 244,481<br>172,343<br>172,085  | 295,554<br>246,898<br>176,135                                      | 283,671<br>188,300<br>191,946                                      |  |  |  |  |
| 東北   | 合計<br>生活<br>産業<br>農林<br>国土<br>その他 | 2,803,588<br>1,158,767<br>626,898<br>289,105<br>331,084<br>397,734 | 2,663,578<br>1,106,749<br>578,648<br>283,593<br>302,218<br>392,369 | 2,891,353<br>1,223,374<br>640,465<br>290,108<br>346,229<br>391,177 | 2,512,193<br>1,126,239<br>522,768<br>233,388<br>263,498<br>366,299 | 3,456,046<br>1,416,651<br>582,058<br>258,628<br>287,424<br>911,285 | 3,627,181<br>1,279,173<br>615,259<br>286,538<br>295,710<br>1,150,501 | 4,476,869<br>1,691,455<br>731,678<br>374,071<br>378,591<br>1,301,074 | 4,467,869<br>1,886,878<br>746,911<br>415,390<br>337,469<br>1,080,474 |  |  |  |  |  |  |
|      |                                   | 北陸   | 合計<br>生活<br>産業<br>農林<br>国土<br>その他                                  | 855,012<br>339,720<br>171,000<br>83,366<br>96,992<br>163,934       | 809,933<br>316,506<br>167,327<br>77,542<br>96,385<br>152,173       | 841,295<br>335,148<br>171,899<br>77,668<br>97,723<br>158,857       | 835,973<br>338,965<br>156,399<br>77,841<br>87,458<br>175,309         | 802,801<br>319,983<br>155,884<br>69,158<br>76,778<br>180,999         | 783,345<br>324,180<br>154,434<br>72,224<br>72,628<br>159,878         | 918,555<br>363,506<br>184,635<br>86,061<br>104,130<br>180,223      | 893,091<br>367,922<br>172,989<br>81,530<br>95,380<br>175,270       |  |  |  |  |
|      |                                   |  |  | 中国   | 合計<br>生活<br>産業<br>農林<br>国土<br>その他                                  | 1,669,893<br>680,471<br>460,791<br>142,215<br>185,903<br>200,512   | 1,490,818<br>611,815<br>431,488<br>129,573<br>176,636<br>141,306     | 1,597,886<br>658,261<br>440,188<br>132,699<br>182,958<br>183,779     | 1,575,657<br>687,888<br>387,480<br>118,583<br>177,840<br>203,866     | 1,435,055<br>644,624<br>358,185<br>105,903<br>152,111<br>174,232   | 1,397,326<br>628,047<br>334,112<br>99,698<br>146,053<br>189,416    | 1,561,876<br>673,486<br>378,540<br>117,937<br>179,576<br>212,338   | 1,526,274<br>673,195<br>347,359<br>109,704<br>157,691<br>238,325   |  |  |
|      |                                   |  |  |  |  | うち山陰   | 合計<br>生活<br>産業<br>農林<br>国土<br>その他                                    | 497,586<br>151,792<br>149,312<br>48,062<br>80,073<br>68,348          | 461,566<br>130,134<br>153,138<br>44,765<br>80,968<br>52,561          | 508,385<br>154,936<br>167,496<br>49,171<br>85,424<br>51,357        | 501,706<br>166,279<br>141,870<br>47,415<br>81,918<br>64,223        | 421,733<br>141,653<br>127,659<br>42,400<br>66,855<br>43,166        | 412,484<br>131,705<br>124,598<br>36,613<br>58,323<br>61,245        | 469,297<br>143,595<br>145,122<br>44,892<br>72,358<br>63,331        | 457,638<br>140,025<br>132,864<br>44,449<br>59,859<br>80,441        |
|      |                                   |  |  |  |  |  |  | うち山陽   | 合計<br>生活<br>産業<br>農林<br>国土<br>その他                                    | 1,172,306<br>528,680<br>311,479<br>94,153<br>105,830<br>132,164    | 1,029,252<br>481,681<br>278,350<br>84,809<br>95,667<br>88,744      | 1,089,501<br>503,325<br>272,691<br>83,528<br>97,535<br>132,422     | 1,073,951<br>521,609<br>245,609<br>71,168<br>95,922<br>139,643     | 1,013,322<br>502,971<br>230,525<br>63,503<br>85,257<br>131,066     | 984,842<br>496,342<br>209,514<br>63,085<br>87,730<br>128,171       |
| 四国   | 合計<br>生活<br>産業<br>農林<br>国土<br>その他 |  |  |  |  |  |  |  |  | 852,810<br>303,389<br>250,107<br>103,389<br>120,833<br>75,092      | 783,951<br>293,460<br>215,574<br>89,880<br>100,826<br>84,210       | 874,916<br>321,083<br>234,382<br>101,801<br>118,436<br>99,214      | 838,869<br>319,476<br>212,817<br>91,050<br>107,066<br>108,460      | 776,380<br>328,943<br>184,252<br>81,209<br>98,431<br>83,544        | 793,163<br>312,015<br>187,686<br>82,122<br>110,038<br>101,302      |
|      |                                   | 九州   | 合計<br>生活<br>産業<br>農林<br>国土<br>その他                                  |  |  |  |  |  |  | 2,852,580<br>1,144,343<br>632,914<br>350,503<br>325,810<br>399,010 | 2,719,085<br>1,073,291<br>609,533<br>315,394<br>319,708<br>401,160 | 3,039,910<br>1,222,544<br>667,656<br>355,867<br>343,690<br>450,152 | 2,771,885<br>1,175,478<br>588,206<br>315,629<br>303,109<br>389,463 | 2,458,798<br>1,127,980<br>524,769<br>265,507<br>253,406<br>287,135 | 2,543,002<br>1,146,733<br>520,114<br>254,677<br>267,580<br>353,899 |
|      |                                   |  |  | うち北九州  | 合計<br>生活<br>産業<br>農林<br>国土<br>その他                                  |  |  |  |  | 1,716,804<br>756,044<br>379,038<br>161,221<br>195,703<br>224,799   | 1,636,991<br>694,237<br>357,856<br>146,451<br>196,318<br>242,129   | 1,836,930<br>797,076<br>392,902<br>165,709<br>202,026<br>279,216   | 1,647,622<br>749,921<br>355,782<br>143,001<br>178,410<br>220,509   | 1,458,585<br>717,661<br>305,068<br>121,732<br>147,274<br>166,850   | 1,533,047<br>736,062<br>297,909<br>117,641<br>148,429<br>233,006   |
|      |                                   |  |  |  |  | うち南九州  | 合計<br>生活<br>産業<br>農林<br>国土<br>その他                                    |  |  | 1,135,776<br>388,300<br>253,877<br>189,281<br>130,107<br>174,211   | 1,082,094<br>379,053<br>251,677<br>168,943<br>123,390<br>159,031   | 1,202,980<br>425,468<br>274,754<br>190,158<br>141,664<br>170,936   | 1,124,262<br>425,557<br>232,425<br>172,627<br>124,700<br>168,954   | 1,000,213<br>410,320<br>219,701<br>143,774<br>106,132<br>120,286   | 1,009,956<br>410,670<br>222,206<br>137,036<br>119,151<br>120,892   |
|      |                                   |  |  |  |  |  |  | 沖縄   | 合計<br>生活<br>産業<br>農林<br>国土<br>その他                                    | 402,659<br>177,665<br>115,897<br>48,843<br>18,532<br>41,723        | 398,786<br>168,274<br>116,116<br>48,917<br>18,218<br>47,261        | 424,805<br>197,958<br>116,261<br>52,547<br>20,020<br>38,019        | 391,674<br>185,489<br>104,449<br>52,263<br>20,570<br>28,903        | 356,844<br>163,174<br>99,691<br>48,220<br>21,447<br>24,312         | 367,728<br>160,180<br>96,261<br>49,126<br>16,283<br>45,878         |

(单位：百万円)

| 27        | 28        | 29        | 30        | 令和元       | 2         | 3         | 4         | 5         |
|-----------|-----------|-----------|-----------|-----------|-----------|-----------|-----------|-----------|
| 250,490   | 291,183   | 302,971   | 289,190   | 332,363   | 335,950   | 326,875   | 316,925   | 318,445   |
| 170,312   | 207,083   | 195,519   | 190,813   | 252,351   | 252,340   | 244,696   | 217,148   | 228,820   |
| 185,314   | 222,759   | 247,609   | 226,358   | 265,194   | 283,258   | 261,219   | 263,688   | 305,223   |
| 4,456,456 | 4,480,442 | 4,330,583 | 4,006,937 | 3,929,583 | 4,589,869 | 3,705,526 | 3,409,085 | 3,333,065 |
| 1,900,207 | 1,823,125 | 1,639,801 | 1,446,406 | 1,390,126 | 1,458,670 | 1,308,617 | 1,237,248 | 1,245,054 |
| 771,068   | 854,641   | 956,862   | 867,349   | 833,886   | 994,519   | 819,329   | 715,219   | 643,241   |
| 412,142   | 405,341   | 424,568   | 423,104   | 416,669   | 412,230   | 395,368   | 360,342   | 383,911   |
| 312,359   | 329,862   | 315,968   | 342,086   | 399,269   | 464,836   | 483,778   | 452,175   | 445,766   |
| 1,060,680 | 1,067,473 | 993,385   | 927,992   | 889,634   | 1,259,615 | 698,434   | 644,101   | 615,094   |
| 742,208   | 767,949   | 825,568   | 879,625   | 983,227   | 1,121,816 | 1,088,076 | 970,647   | 919,863   |
| 328,879   | 309,189   | 299,601   | 280,954   | 280,821   | 329,374   | 342,133   | 333,153   | 322,163   |
| 138,167   | 153,088   | 163,685   | 160,310   | 179,750   | 203,258   | 219,968   | 220,600   | 194,455   |
| 71,546    | 65,867    | 72,885    | 72,688    | 72,842    | 75,752    | 73,153    | 74,143    | 74,939    |
| 78,584    | 79,663    | 84,690    | 87,693    | 100,201   | 121,276   | 127,741   | 120,824   | 124,984   |
| 125,031   | 160,142   | 204,706   | 277,981   | 349,612   | 392,156   | 325,080   | 221,929   | 203,322   |
| 1,420,660 | 1,426,297 | 1,421,696 | 1,521,549 | 1,716,918 | 1,736,749 | 1,728,298 | 1,663,594 | 1,769,105 |
| 659,872   | 635,530   | 641,018   | 628,881   | 648,903   | 683,396   | 673,435   | 667,424   | 752,906   |
| 311,523   | 335,607   | 342,387   | 324,176   | 360,677   | 389,265   | 400,831   | 393,452   | 396,178   |
| 97,649    | 97,349    | 112,071   | 104,434   | 113,465   | 119,379   | 116,604   | 118,257   | 121,254   |
| 145,809   | 151,321   | 145,007   | 147,307   | 206,991   | 244,359   | 236,100   | 223,513   | 234,499   |
| 205,807   | 206,490   | 181,214   | 316,751   | 386,883   | 300,349   | 301,327   | 260,947   | 264,268   |
| 419,074   | 431,064   | 434,220   | 440,258   | 466,391   | 478,448   | 491,969   | 456,999   | 479,981   |
| 136,518   | 135,283   | 134,210   | 137,892   | 138,048   | 146,750   | 154,185   | 129,433   | 138,494   |
| 129,829   | 147,194   | 146,423   | 138,117   | 136,744   | 147,445   | 148,896   | 139,184   | 142,358   |
| 35,608    | 33,984    | 42,309    | 39,619    | 43,183    | 44,296    | 44,884    | 43,170    | 43,224    |
| 49,765    | 54,059    | 49,665    | 50,644    | 59,063    | 69,805    | 71,268    | 69,345    | 72,268    |
| 67,354    | 60,543    | 61,613    | 73,986    | 89,352    | 70,153    | 72,735    | 75,867    | 83,637    |
| 1,001,586 | 995,233   | 987,476   | 1,081,291 | 1,250,527 | 1,258,301 | 1,236,329 | 1,206,595 | 1,289,124 |
| 523,354   | 500,247   | 506,808   | 490,989   | 510,854   | 536,646   | 519,250   | 537,991   | 614,412   |
| 181,693   | 188,412   | 195,964   | 186,059   | 223,932   | 241,820   | 251,935   | 254,268   | 253,820   |
| 62,041    | 63,365    | 69,762    | 64,815    | 70,282    | 75,083    | 71,720    | 75,086    | 78,030    |
| 96,044    | 97,262    | 95,342    | 96,663    | 147,927   | 174,555   | 164,832   | 154,168   | 162,231   |
| 138,453   | 145,947   | 119,600   | 242,765   | 297,531   | 230,196   | 228,592   | 185,081   | 180,630   |
| 899,055   | 929,458   | 950,538   | 932,391   | 1,018,909 | 1,047,683 | 1,040,950 | 952,733   | 1,003,142 |
| 362,891   | 364,321   | 378,856   | 335,903   | 338,753   | 320,577   | 321,491   | 321,371   | 347,825   |
| 197,215   | 218,063   | 232,340   | 222,589   | 238,604   | 278,758   | 281,326   | 249,936   | 260,483   |
| 77,346    | 78,806    | 91,343    | 83,762    | 87,785    | 90,979    | 92,751    | 88,973    | 92,939    |
| 127,127   | 141,930   | 126,020   | 140,601   | 167,461   | 192,005   | 202,237   | 170,982   | 180,401   |
| 134,476   | 126,337   | 121,979   | 149,537   | 186,306   | 165,364   | 143,144   | 121,472   | 121,494   |
| 2,556,482 | 2,679,515 | 2,936,770 | 2,979,517 | 3,137,408 | 3,238,625 | 3,252,398 | 3,104,850 | 3,121,321 |
| 1,180,350 | 1,093,648 | 1,143,424 | 1,140,771 | 1,245,434 | 1,245,331 | 1,205,867 | 1,172,392 | 1,232,827 |
| 503,714   | 524,158   | 541,323   | 539,262   | 576,865   | 632,264   | 687,828   | 657,293   | 666,320   |
| 253,868   | 255,604   | 309,853   | 290,307   | 302,195   | 298,874   | 297,457   | 296,329   | 301,548   |
| 287,765   | 326,605   | 318,819   | 342,479   | 369,913   | 404,616   | 420,252   | 417,259   | 400,095   |
| 330,785   | 479,500   | 623,350   | 666,698   | 643,001   | 657,540   | 640,994   | 561,577   | 520,530   |
| 1,585,764 | 1,620,181 | 1,690,978 | 1,721,014 | 1,836,483 | 1,927,108 | 1,937,568 | 1,848,747 | 1,841,531 |
| 788,730   | 739,108   | 751,453   | 735,846   | 773,792   | 799,500   | 792,186   | 768,160   | 800,693   |
| 293,939   | 310,575   | 320,102   | 313,129   | 335,828   | 364,999   | 391,823   | 373,319   | 390,689   |
| 122,618   | 129,209   | 142,267   | 143,965   | 141,901   | 148,836   | 143,626   | 150,443   | 153,968   |
| 170,131   | 193,749   | 180,831   | 194,283   | 223,541   | 228,491   | 242,260   | 248,479   | 222,664   |
| 210,346   | 247,539   | 296,325   | 333,791   | 361,420   | 385,281   | 367,673   | 308,346   | 273,517   |
| 970,718   | 1,059,334 | 1,245,792 | 1,258,503 | 1,300,925 | 1,311,517 | 1,314,830 | 1,256,103 | 1,279,790 |
| 391,621   | 354,539   | 391,971   | 404,925   | 471,642   | 445,831   | 413,681   | 404,233   | 432,134   |
| 209,775   | 213,583   | 221,221   | 226,134   | 241,037   | 267,265   | 296,005   | 283,974   | 275,631   |
| 131,250   | 126,394   | 167,586   | 146,341   | 160,294   | 150,038   | 153,831   | 145,886   | 147,581   |
| 117,634   | 132,857   | 137,988   | 148,196   | 146,372   | 176,125   | 177,992   | 168,780   | 177,431   |
| 120,439   | 231,960   | 327,025   | 332,907   | 281,581   | 272,259   | 273,321   | 253,231   | 247,014   |
| 450,786   | 479,326   | 443,872   | 399,171   | 413,039   | 419,631   | 398,020   | 363,290   | 385,200   |
| 196,977   | 206,022   | 183,031   | 158,354   | 169,873   | 167,214   | 158,758   | 168,217   | 193,469   |
| 110,374   | 136,084   | 126,741   | 119,092   | 112,607   | 91,489    | 94,158    | 88,180    | 77,505    |
| 47,373    | 48,490    | 45,959    | 43,722    | 45,413    | 50,725    | 48,015    | 42,748    | 47,556    |
| 23,395    | 25,242    | 29,103    | 24,464    | 23,791    | 29,356    | 31,473    | 25,569    | 26,518    |
| 72,668    | 63,488    | 59,038    | 53,540    | 61,356    | 80,847    | 65,616    | 38,576    | 40,152    |

第11-2表 事業目的別にみたブロック別投資額の推移（構成比）

（単位：％）

| 都道府県    | 年度<br>区分 | 平成23  | 24    | 25    | 26    | 27    | 28    | 29    | 30    | 令和元   | 2     | 3     | 4     | 5     |
|---------|----------|-------|-------|-------|-------|-------|-------|-------|-------|-------|-------|-------|-------|-------|
|         |          | 全 国   | 合 計   | 100.0 | 100.0 | 100.0 | 100.0 | 100.0 | 100.0 | 100.0 | 100.0 | 100.0 | 100.0 | 100.0 |
|         | 生 産      | 50.2  | 48.8  | 47.5  | 49.4  | 50.6  | 48.7  | 48.2  | 46.1  | 46.1  | 44.5  | 44.9  | 46.3  | 47.5  |
|         | 業 林      | 18.3  | 18.2  | 19.0  | 18.4  | 17.8  | 18.5  | 19.1  | 18.3  | 18.2  | 19.1  | 19.8  | 19.6  | 19.0  |
|         | 農 国      | 6.6   | 6.6   | 7.2   | 7.1   | 6.8   | 6.8   | 7.3   | 6.9   | 7.0   | 6.7   | 6.9   | 7.0   | 7.0   |
|         | 土 他      | 8.9   | 8.8   | 10.0  | 9.1   | 8.6   | 9.1   | 8.8   | 9.0   | 10.1  | 10.9  | 11.9  | 11.3  | 11.2  |
|         | そ の 他    | 15.9  | 17.5  | 16.3  | 15.9  | 16.2  | 17.0  | 16.6  | 19.8  | 18.6  | 18.9  | 16.5  | 15.6  | 15.4  |
| 大 都 市 圏 | 合 計      | 100.0 | 100.0 | 100.0 | 100.0 | 100.0 | 100.0 | 100.0 | 100.0 | 100.0 | 100.0 | 100.0 | 100.0 | 100.0 |
|         | 生 産      | 58.2  | 57.9  | 56.5  | 57.7  | 58.4  | 57.6  | 58.4  | 55.2  | 56.6  | 55.0  | 54.5  | 55.6  | 56.2  |
|         | 業 林      | 15.6  | 15.8  | 17.4  | 16.7  | 15.8  | 16.0  | 16.3  | 15.4  | 15.6  | 16.7  | 17.3  | 17.1  | 16.9  |
|         | 農 国      | 3.5   | 3.3   | 3.7   | 3.4   | 3.4   | 3.4   | 3.6   | 3.3   | 3.4   | 3.5   | 3.5   | 3.6   | 3.5   |
|         | 土 他      | 7.7   | 7.8   | 8.7   | 8.3   | 7.7   | 7.9   | 7.9   | 7.7   | 8.6   | 9.5   | 10.4  | 9.5   | 9.2   |
|         | そ の 他    | 14.9  | 15.2  | 13.7  | 13.9  | 14.7  | 15.1  | 13.8  | 18.4  | 15.8  | 15.3  | 14.3  | 14.2  | 14.3  |
| 関 東     | 合 計      | 100.0 | 100.0 | 100.0 | 100.0 | 100.0 | 100.0 | 100.0 | 100.0 | 100.0 | 100.0 | 100.0 | 100.0 | 100.0 |
|         | 生 産      | 60.3  | 61.0  | 59.8  | 60.8  | 60.9  | 59.9  | 61.0  | 55.6  | 58.6  | 56.7  | 57.5  | 58.2  | 58.0  |
|         | 業 林      | 13.4  | 13.7  | 15.3  | 14.8  | 14.0  | 14.0  | 15.1  | 14.2  | 14.6  | 15.5  | 15.4  | 15.2  | 15.5  |
|         | 農 国      | 2.9   | 2.8   | 3.1   | 3.0   | 3.0   | 2.5   | 2.8   | 2.6   | 2.8   | 2.8   | 2.8   | 2.9   | 2.7   |
|         | 土 他      | 6.6   | 6.2   | 6.9   | 6.6   | 6.0   | 6.2   | 6.5   | 6.0   | 6.9   | 7.7   | 8.4   | 7.9   | 7.8   |
|         | そ の 他    | 16.8  | 16.3  | 14.9  | 14.8  | 16.1  | 17.4  | 14.6  | 21.6  | 17.2  | 17.2  | 15.9  | 15.6  | 16.0  |
| うち内陸    | 合 計      | 100.0 | 100.0 | 100.0 | 100.0 | 100.0 | 100.0 | 100.0 | 100.0 | 100.0 | 100.0 | 100.0 | 100.0 | 100.0 |
|         | 生 産      | 46.3  | 48.1  | 47.7  | 49.6  | 49.3  | 48.1  | 48.6  | 46.6  | 45.6  | 42.0  | 42.0  | 42.3  | 43.0  |
|         | 業 林      | 17.6  | 18.3  | 20.6  | 20.4  | 19.8  | 20.8  | 20.7  | 21.4  | 20.5  | 19.8  | 21.5  | 21.1  | 21.8  |
|         | 農 国      | 6.2   | 6.2   | 6.6   | 6.5   | 7.0   | 5.7   | 6.4   | 6.5   | 5.9   | 5.4   | 6.0   | 6.5   | 6.3   |
|         | 土 他      | 11.3  | 10.6  | 11.9  | 10.1  | 9.5   | 10.9  | 11.0  | 12.1  | 13.0  | 12.7  | 15.1  | 14.1  | 13.9  |
|         | そ の 他    | 18.6  | 16.9  | 13.3  | 13.4  | 14.5  | 14.4  | 13.3  | 13.4  | 14.9  | 20.1  | 15.5  | 16.1  | 15.0  |
| うち臨海    | 合 計      | 100.0 | 100.0 | 100.0 | 100.0 | 100.0 | 100.0 | 100.0 | 100.0 | 100.0 | 100.0 | 100.0 | 100.0 | 100.0 |
|         | 生 産      | 66.1  | 66.1  | 64.8  | 65.5  | 65.4  | 64.2  | 65.5  | 58.5  | 63.3  | 63.2  | 63.7  | 64.3  | 63.5  |
|         | 業 林      | 11.6  | 11.9  | 13.1  | 12.4  | 11.8  | 11.5  | 13.1  | 11.9  | 12.4  | 13.6  | 13.0  | 13.0  | 13.1  |
|         | 農 国      | 1.6   | 1.4   | 1.6   | 1.6   | 1.4   | 1.3   | 1.4   | 1.4   | 1.6   | 1.7   | 1.5   | 1.6   | 1.4   |
|         | 土 他      | 4.7   | 4.5   | 4.9   | 5.1   | 4.7   | 4.5   | 4.8   | 4.0   | 4.7   | 5.5   | 5.7   | 5.6   | 5.5   |
|         | そ の 他    | 16.1  | 16.1  | 15.6  | 15.4  | 16.7  | 18.4  | 15.1  | 24.2  | 18.0  | 15.9  | 16.1  | 15.5  | 16.4  |
| 東 海     | 合 計      | 100.0 | 100.0 | 100.0 | 100.0 | 100.0 | 100.0 | 100.0 | 100.0 | 100.0 | 100.0 | 100.0 | 100.0 | 100.0 |
|         | 生 産      | 53.5  | 51.6  | 50.1  | 51.2  | 52.5  | 52.1  | 51.6  | 51.6  | 51.1  | 48.6  | 45.7  | 47.9  | 49.5  |
|         | 業 林      | 19.8  | 19.9  | 20.9  | 20.2  | 19.0  | 20.4  | 20.7  | 19.0  | 18.1  | 20.1  | 20.8  | 20.4  | 19.5  |
|         | 農 国      | 5.5   | 5.2   | 6.0   | 5.3   | 5.1   | 5.5   | 6.0   | 5.3   | 5.6   | 5.6   | 5.7   | 6.0   | 5.6   |
|         | 土 他      | 10.1  | 10.9  | 12.2  | 11.6  | 10.4  | 10.8  | 9.9   | 10.0  | 11.1  | 12.5  | 14.3  | 12.6  | 12.5  |
|         | そ の 他    | 11.1  | 12.4  | 10.9  | 11.7  | 13.0  | 11.1  | 11.8  | 14.1  | 14.1  | 13.3  | 13.4  | 13.2  | 12.8  |
| 近 畿     | 合 計      | 100.0 | 100.0 | 100.0 | 100.0 | 100.0 | 100.0 | 100.0 | 100.0 | 100.0 | 100.0 | 100.0 | 100.0 | 100.0 |
|         | 生 産      | 57.0  | 55.7  | 54.5  | 55.6  | 57.4  | 56.1  | 57.7  | 57.1  | 56.5  | 56.5  | 54.9  | 56.0  | 57.8  |
|         | 業 林      | 17.6  | 17.5  | 19.2  | 18.2  | 17.3  | 17.5  | 15.6  | 15.7  | 15.8  | 16.6  | 18.7  | 18.6  | 17.9  |
|         | 農 国      | 3.4   | 3.1   | 3.1   | 3.0   | 3.0   | 4.1   | 3.5   | 3.3   | 3.3   | 3.2   | 3.2   | 3.3   | 3.2   |
|         | 土 他      | 8.4   | 8.8   | 9.9   | 9.5   | 9.4   | 9.7   | 9.7   | 10.0  | 10.7  | 11.2  | 11.7  | 10.5  | 9.7   |
|         | そ の 他    | 13.6  | 14.9  | 13.3  | 13.7  | 12.9  | 12.7  | 13.5  | 13.9  | 13.7  | 12.6  | 11.4  | 11.6  | 11.5  |
| うち内陸    | 合 計      | 100.0 | 100.0 | 100.0 | 100.0 | 100.0 | 100.0 | 100.0 | 100.0 | 100.0 | 100.0 | 100.0 | 100.0 | 100.0 |
|         | 生 産      | 56.1  | 53.1  | 51.1  | 51.6  | 55.1  | 55.3  | 54.7  | 50.2  | 51.0  | 50.0  | 48.9  | 48.0  | 52.1  |
|         | 業 林      | 20.5  | 22.1  | 20.3  | 19.6  | 16.4  | 16.7  | 16.9  | 17.3  | 17.0  | 19.1  | 21.4  | 21.9  | 19.8  |
|         | 農 国      | 4.1   | 4.0   | 4.0   | 4.1   | 3.9   | 4.4   | 4.4   | 4.0   | 3.6   | 4.2   | 4.0   | 4.5   | 4.2   |
|         | 土 他      | 8.8   | 9.3   | 11.1  | 10.5  | 11.9  | 11.6  | 11.5  | 11.7  | 12.4  | 13.8  | 14.0  | 12.6  | 12.3  |
|         | そ の 他    | 10.4  | 11.6  | 13.4  | 14.2  | 12.7  | 12.0  | 12.5  | 16.9  | 16.1  | 12.9  | 11.7  | 13.0  | 11.7  |
| うち臨海    | 合 計      | 100.0 | 100.0 | 100.0 | 100.0 | 100.0 | 100.0 | 100.0 | 100.0 | 100.0 | 100.0 | 100.0 | 100.0 | 100.0 |
|         | 生 産      | 57.3  | 56.9  | 55.8  | 57.2  | 58.3  | 56.5  | 58.9  | 59.8  | 58.9  | 58.9  | 57.3  | 59.0  | 60.0  |
|         | 業 林      | 16.5  | 15.6  | 18.8  | 17.6  | 17.7  | 17.8  | 15.1  | 15.0  | 15.3  | 15.6  | 17.6  | 17.4  | 17.1  |
|         | 農 国      | 3.1   | 2.7   | 2.8   | 2.6   | 2.6   | 3.9   | 3.2   | 3.0   | 3.1   | 2.8   | 2.9   | 2.8   | 2.9   |
|         | 土 他      | 8.2   | 8.6   | 9.4   | 9.1   | 8.5   | 8.9   | 8.9   | 9.4   | 9.9   | 10.2  | 10.9  | 9.7   | 8.7   |
|         | そ の 他    | 14.8  | 16.3  | 13.2  | 13.5  | 12.9  | 12.9  | 13.9  | 12.8  | 12.7  | 12.4  | 11.3  | 11.1  | 11.3  |
| 地 方 圏   | 合 計      | 100.0 | 100.0 | 100.0 | 100.0 | 100.0 | 100.0 | 100.0 | 100.0 | 100.0 | 100.0 | 100.0 | 100.0 | 100.0 |
|         | 生 産      | 42.2  | 39.8  | 39.3  | 41.8  | 43.1  | 40.3  | 38.8  | 36.8  | 35.5  | 34.3  | 35.4  | 36.7  | 38.3  |
|         | 業 林      | 21.0  | 20.6  | 20.5  | 20.1  | 19.8  | 20.8  | 21.7  | 21.2  | 20.8  | 21.3  | 22.4  | 22.2  | 21.2  |
|         | 農 国      | 9.8   | 9.9   | 10.4  | 10.5  | 10.1  | 10.0  | 10.8  | 10.6  | 10.5  | 9.9   | 10.3  | 10.6  | 10.8  |
|         | 土 他      | 10.1  | 9.9   | 11.1  | 9.9   | 9.5   | 10.2  | 9.6   | 10.3  | 11.7  | 12.2  | 13.3  | 13.2  | 13.2  |
|         | そ の 他    | 17.0  | 19.8  | 18.6  | 17.7  | 17.6  | 18.7  | 19.2  | 21.2  | 21.4  | 22.4  | 18.6  | 17.2  | 16.6  |
| 北 海 道   | 合 計      | 100.0 | 100.0 | 100.0 | 100.0 | 100.0 | 100.0 | 100.0 | 100.0 | 100.0 | 100.0 | 100.0 | 100.0 | 100.0 |
|         | 生 産      | 36.2  | 35.4  | 33.6  | 37.1  | 36.7  | 34.5  | 35.4  | 33.9  | 30.3  | 32.3  | 32.9  | 33.7  | 35.0  |
|         | 業 林      | 24.6  | 24.2  | 23.9  | 23.5  | 23.3  | 22.0  | 21.6  | 23.4  | 22.6  | 21.6  | 22.6  | 22.4  | 20.6  |

第11-2表 事業目的別にみたブロック別投資額の推移（構成比）（つづき）

（単位：％）

| 都道府県  | 年度<br>区分       | 平成23                 | 24                   | 25                   | 26                   | 27                   | 28                   | 29                   | 30                   | 令和元                  | 2                    | 3                    | 4                    | 5                    |
|-------|----------------|----------------------|----------------------|----------------------|----------------------|----------------------|----------------------|----------------------|----------------------|----------------------|----------------------|----------------------|----------------------|----------------------|
|       |                | 北海道                  | 農林<br>国土<br>その他      | 15.2<br>13.3<br>10.8 | 16.8<br>11.8<br>11.8 | 17.5<br>14.6<br>10.4 | 16.8<br>11.2<br>11.4 | 16.5<br>11.2<br>12.2 | 17.5<br>12.5<br>13.4 | 17.5<br>11.3<br>14.3 | 17.5<br>11.5<br>13.7 | 18.4<br>14.0<br>14.7 | 17.8<br>13.3<br>15.0 | 17.5<br>13.1<br>14.0 |
| 東北    | 合計             | 100.0                | 100.0                | 100.0                | 100.0                | 100.0                | 100.0                | 100.0                | 100.0                | 100.0                | 100.0                | 100.0                | 100.0                | 100.0                |
|       | 生産             | 41.0                 | 35.3                 | 37.8                 | 42.2                 | 42.6                 | 40.7                 | 37.9                 | 36.1                 | 35.4                 | 31.8                 | 35.3                 | 36.3                 | 37.4                 |
|       | 業林             | 16.8                 | 17.0                 | 16.3                 | 16.7                 | 17.3                 | 19.1                 | 22.1                 | 21.6                 | 21.2                 | 21.7                 | 22.1                 | 21.0                 | 19.3                 |
|       | 農土<br>国<br>その他 | 7.5<br>8.3<br>26.4   | 7.9<br>8.2<br>31.7   | 8.4<br>8.5<br>29.1   | 9.3<br>7.6<br>24.2   | 9.2<br>7.0<br>23.8   | 9.0<br>7.4<br>23.8   | 9.8<br>7.3<br>22.9   | 10.6<br>8.5<br>23.2  | 10.6<br>10.2<br>22.6 | 9.0<br>10.1<br>27.4  | 10.7<br>13.1<br>18.8 | 10.6<br>13.3<br>18.9 | 11.5<br>13.4<br>18.5 |
| 北陸    | 合計             | 100.0                | 100.0                | 100.0                | 100.0                | 100.0                | 100.0                | 100.0                | 100.0                | 100.0                | 100.0                | 100.0                | 100.0                | 100.0                |
|       | 生産             | 39.9                 | 41.4                 | 39.6                 | 41.2                 | 44.3                 | 40.3                 | 36.3                 | 31.9                 | 28.6                 | 29.4                 | 31.4                 | 34.3                 | 35.0                 |
|       | 業林             | 19.4                 | 19.7                 | 20.1                 | 19.4                 | 18.6                 | 19.9                 | 19.8                 | 18.2                 | 18.3                 | 18.1                 | 20.2                 | 22.7                 | 21.1                 |
|       | 農土<br>国<br>その他 | 8.6<br>9.6<br>22.5   | 9.2<br>9.3<br>20.4   | 9.4<br>11.3<br>19.6  | 9.1<br>10.7<br>19.6  | 9.6<br>10.6<br>16.8  | 8.6<br>10.4<br>20.9  | 8.8<br>10.3<br>24.8  | 8.3<br>10.3<br>31.6  | 7.4<br>10.2<br>35.6  | 6.8<br>10.8<br>35.0  | 6.7<br>11.7<br>29.9  | 7.6<br>12.4<br>22.9  | 8.1<br>13.6<br>22.1  |
| 中国    | 合計             | 100.0                | 100.0                | 100.0                | 100.0                | 100.0                | 100.0                | 100.0                | 100.0                | 100.0                | 100.0                | 100.0                | 100.0                | 100.0                |
|       | 生産             | 44.9                 | 44.9                 | 43.1                 | 44.1                 | 46.4                 | 44.6                 | 45.1                 | 41.3                 | 37.8                 | 39.3                 | 39.0                 | 40.1                 | 42.6                 |
|       | 業林             | 25.0                 | 23.9                 | 24.2                 | 22.8                 | 21.9                 | 23.5                 | 24.1                 | 21.3                 | 21.0                 | 22.4                 | 23.2                 | 23.7                 | 22.4                 |
|       | 農土<br>国<br>その他 | 7.4<br>10.6<br>12.1  | 7.1<br>10.5<br>13.6  | 7.6<br>11.5<br>13.6  | 7.2<br>10.3<br>15.6  | 6.9<br>10.3<br>14.5  | 6.8<br>10.6<br>14.5  | 7.9<br>10.2<br>12.7  | 6.9<br>9.7<br>20.8   | 6.6<br>12.1<br>22.5  | 6.6<br>14.1<br>17.3  | 6.9<br>13.7<br>17.4  | 7.1<br>13.4<br>15.7  | 6.9<br>13.3<br>14.9  |
| うち山陰  | 合計             | 100.0                | 100.0                | 100.0                | 100.0                | 100.0                | 100.0                | 100.0                | 100.0                | 100.0                | 100.0                | 100.0                | 100.0                | 100.0                |
|       | 生産             | 33.6                 | 31.9                 | 30.6                 | 30.6                 | 32.6                 | 31.4                 | 30.9                 | 31.3                 | 29.6                 | 30.7                 | 31.3                 | 28.3                 | 28.9                 |
|       | 業林             | 30.3                 | 30.2                 | 30.9                 | 29.0                 | 31.0                 | 34.1                 | 33.7                 | 31.4                 | 29.3                 | 30.8                 | 30.3                 | 30.5                 | 29.7                 |
|       | 農土<br>国<br>その他 | 10.1<br>15.9<br>10.2 | 8.9<br>14.1<br>14.8  | 9.6<br>15.4<br>13.5  | 9.7<br>13.1<br>17.6  | 8.5<br>11.9<br>16.1  | 7.9<br>12.5<br>14.0  | 9.7<br>11.4<br>14.2  | 9.0<br>11.5<br>16.8  | 9.3<br>12.7<br>19.2  | 9.3<br>14.6<br>14.7  | 9.1<br>14.5<br>14.8  | 9.4<br>15.2<br>16.6  | 9.0<br>15.1<br>17.4  |
| うち山陽  | 合計             | 100.0                | 100.0                | 100.0                | 100.0                | 100.0                | 100.0                | 100.0                | 100.0                | 100.0                | 100.0                | 100.0                | 100.0                | 100.0                |
|       | 生産             | 49.6                 | 50.4                 | 48.5                 | 49.9                 | 52.3                 | 50.3                 | 51.3                 | 45.4                 | 40.9                 | 42.6                 | 42.0                 | 44.6                 | 47.7                 |
|       | 業林             | 22.7                 | 21.3                 | 21.4                 | 20.1                 | 18.1                 | 18.9                 | 19.8                 | 17.2                 | 17.9                 | 19.2                 | 20.4                 | 21.1                 | 19.7                 |
|       | 農土<br>国<br>その他 | 6.3<br>8.4<br>12.9   | 6.4<br>8.9<br>13.0   | 6.7<br>9.8<br>13.6   | 6.1<br>9.2<br>14.8   | 6.2<br>9.6<br>13.8   | 6.4<br>9.6<br>14.7   | 7.1<br>9.8<br>12.1   | 6.0<br>9.7<br>22.5   | 5.6<br>8.9<br>23.8   | 6.0<br>13.9<br>18.3  | 5.8<br>13.3<br>18.5  | 6.2<br>12.8<br>15.3  | 6.1<br>12.6<br>14.0  |
| 四国    | 合計             | 100.0                | 100.0                | 100.0                | 100.0                | 100.0                | 100.0                | 100.0                | 100.0                | 100.0                | 100.0                | 100.0                | 100.0                | 100.0                |
|       | 生産             | 42.4                 | 39.3                 | 38.6                 | 38.8                 | 40.4                 | 39.2                 | 39.9                 | 36.0                 | 33.2                 | 30.6                 | 30.9                 | 33.7                 | 34.7                 |
|       | 業林             | 23.7                 | 23.7                 | 24.4                 | 23.1                 | 21.9                 | 23.5                 | 24.4                 | 23.9                 | 23.4                 | 26.6                 | 27.0                 | 26.2                 | 26.0                 |
|       | 農土<br>国<br>その他 | 10.5<br>12.7<br>10.8 | 10.4<br>13.9<br>12.8 | 9.5<br>15.5<br>12.0  | 8.9<br>14.2<br>15.0  | 8.6<br>14.1<br>15.0  | 8.5<br>15.3<br>13.6  | 9.6<br>13.3<br>12.8  | 9.0<br>15.1<br>16.0  | 8.6<br>16.4<br>18.3  | 8.6<br>18.3<br>15.8  | 8.7<br>19.4<br>13.8  | 8.9<br>17.9<br>12.7  | 9.3<br>18.0<br>12.1  |
| 九州    | 合計             | 100.0                | 100.0                | 100.0                | 100.0                | 100.0                | 100.0                | 100.0                | 100.0                | 100.0                | 100.0                | 100.0                | 100.0                | 100.0                |
|       | 生産             | 45.9                 | 45.1                 | 42.7                 | 43.9                 | 46.2                 | 40.8                 | 38.9                 | 38.3                 | 39.7                 | 38.5                 | 37.1                 | 37.8                 | 39.5                 |
|       | 業林             | 21.3                 | 20.5                 | 21.0                 | 20.5                 | 19.7                 | 19.6                 | 18.4                 | 18.1                 | 18.4                 | 19.5                 | 21.1                 | 21.2                 | 21.3                 |
|       | 農土<br>国<br>その他 | 10.8<br>10.3<br>11.7 | 10.0<br>10.5<br>13.9 | 11.2<br>12.7<br>12.5 | 10.9<br>11.5<br>13.2 | 9.9<br>11.3<br>12.9  | 9.5<br>12.2<br>17.9  | 10.6<br>10.9<br>21.2 | 9.7<br>11.5<br>22.4  | 9.6<br>11.8<br>20.5  | 9.2<br>12.5<br>20.3  | 9.1<br>12.9<br>19.7  | 9.5<br>13.4<br>18.1  | 9.7<br>12.8<br>16.7  |
| うち北九州 | 合計             | 100.0                | 100.0                | 100.0                | 100.0                | 100.0                | 100.0                | 100.0                | 100.0                | 100.0                | 100.0                | 100.0                | 100.0                | 100.0                |
|       | 生産             | 49.2                 | 48.0                 | 46.2                 | 47.4                 | 49.7                 | 45.6                 | 44.4                 | 42.8                 | 42.1                 | 41.5                 | 40.9                 | 41.6                 | 43.5                 |
|       | 業林             | 20.9                 | 19.4                 | 20.4                 | 19.6                 | 18.5                 | 19.2                 | 18.9                 | 18.2                 | 18.3                 | 18.9                 | 20.2                 | 20.2                 | 21.2                 |
|       | 農土<br>国<br>その他 | 8.3<br>10.1<br>11.4  | 7.7<br>9.7<br>15.2   | 8.5<br>11.2<br>13.6  | 8.5<br>10.6<br>14.0  | 7.7<br>10.7<br>13.3  | 8.0<br>12.0<br>15.3  | 8.4<br>10.7<br>17.5  | 8.4<br>11.3<br>19.4  | 7.7<br>11.3<br>19.7  | 7.7<br>12.2<br>20.0  | 7.7<br>11.9<br>19.0  | 7.4<br>12.5<br>19.0  | 8.1<br>13.4<br>16.7  |
| うち南九州 | 合計             | 100.0                | 100.0                | 100.0                | 100.0                | 100.0                | 100.0                | 100.0                | 100.0                | 100.0                | 100.0                | 100.0                | 100.0                | 100.0                |
|       | 生産             | 41.0                 | 40.7                 | 37.5                 | 38.6                 | 40.3                 | 33.5                 | 31.5                 | 32.2                 | 36.3                 | 34.0                 | 31.5                 | 32.2                 | 33.8                 |
|       | 業林             | 22.0                 | 22.0                 | 21.9                 | 21.8                 | 21.6                 | 20.2                 | 17.8                 | 18.0                 | 18.5                 | 20.4                 | 22.5                 | 22.6                 | 21.5                 |
|       | 農土<br>国<br>その他 | 14.4<br>10.6<br>12.0 | 13.6<br>11.8<br>12.0 | 15.0<br>14.7<br>10.8 | 14.7<br>12.9<br>12.0 | 13.5<br>12.1<br>12.4 | 11.9<br>12.5<br>21.9 | 13.5<br>11.1<br>26.3 | 11.6<br>11.8<br>26.5 | 11.6<br>11.3<br>21.6 | 12.3<br>13.4<br>20.8 | 11.4<br>13.5<br>20.8 | 11.7<br>13.5<br>20.2 | 11.6<br>13.4<br>20.2 |
| 沖縄    | 合計             | 100.0                | 100.0                | 100.0                | 100.0                | 100.0                | 100.0                | 100.0                | 100.0                | 100.0                | 100.0                | 100.0                | 100.0                | 100.0                |
|       | 生産             | 45.7                 | 43.6                 | 42.2                 | 42.0                 | 43.7                 | 43.0                 | 41.2                 | 39.7                 | 41.1                 | 39.8                 | 39.9                 | 46.3                 | 50.2                 |
|       | 業林             | 27.9                 | 26.2                 | 26.0                 | 23.2                 | 24.5                 | 28.4                 | 28.6                 | 29.8                 | 27.3                 | 21.8                 | 23.7                 | 24.3                 | 20.1                 |
|       | 農土<br>国<br>その他 | 13.5<br>6.0<br>6.8   | 13.4<br>4.4<br>12.5  | 14.7<br>3.9<br>13.2  | 13.0<br>7.0<br>14.9  | 10.5<br>5.2<br>16.1  | 10.1<br>5.3<br>13.2  | 10.4<br>6.6<br>13.3  | 11.0<br>6.1<br>13.4  | 11.0<br>6.1<br>14.9  | 11.0<br>5.8<br>14.9  | 12.1<br>7.0<br>19.3  | 12.1<br>7.9<br>16.5  | 11.8<br>7.0<br>10.6  |



# 第2編 基礎資料

## 令和5年度都道府県別行政投資実績

### 目 次

|            |     |                |     |
|------------|-----|----------------|-----|
| 総 括        | 93  | 15. 空 港        | 155 |
| I 一般事業     | 97  | 16. 鉄 道        | 157 |
| 1. 道 路     | 101 | 17. その他        | 159 |
| (1) 国県道    | 103 | II 公営企業        | 161 |
| (2) 市町村道   | 105 | 1. 水 道         | 163 |
| 2. 街 路     | 107 | 2. 工業用水道       | 165 |
| 3. 都市計画    | 109 | 3. 軌 道         | 167 |
| 4. 港 湾     | 111 | 4. 自動車運送       | 169 |
| 5. 農林水産    | 113 | 5. 地下鉄         | 171 |
| (1) 農業基盤整備 | 115 | 6. 船 舶         | 173 |
| (2) 林 道    | 117 | 7. 電 気         | 175 |
| (3) 造 林    | 119 | 8. ガ ス         | 177 |
| (4) 漁 港    | 121 | 9. 港湾整備        | 179 |
| (5) その他    | 123 | 10. 病 院        | 181 |
| 6. 住 宅     | 125 | 11. 市 場        | 183 |
| 7. 環境衛生    | 127 | 12. と畜場        | 185 |
| 8. 厚生福祉    | 129 | 13. 観光施設       | 187 |
| (1) 保健医療   | 131 | 14. 宅地造成       | 189 |
| (2) 国立公園   | 133 | 15. 公共下水道      | 191 |
| (3) 社会福祉   | 135 | 16. 有料道路       | 193 |
| 9. 治山治水    | 137 | 17. 駐車場        | 195 |
| (1) 河 川    | 139 | 18. 介護サービス     | 197 |
| (2) 砂 防    | 141 | 19. その他        | 199 |
| (3) 治 山    | 143 | III 収益事業       | 201 |
| 10. 海岸保全   | 145 | IV 国民健康保険事業    | 203 |
| 11. 文教施設   | 147 | V 介護保険事業       | 205 |
| 12. 失業対策   | 149 | VI 後期高齢者医療事業   | 207 |
| 13. 災害復旧   | 151 | VII 公立大学附属病院事業 | 209 |
| 14. 官庁営繕   | 153 |                |     |

総括

| 区分<br>都道府県名 | (1) 資金負担別投資実績  |               |               |               | (2) 投資主体別資金負担別投資実績 |               |             |             |
|-------------|----------------|---------------|---------------|---------------|--------------------|---------------|-------------|-------------|
|             | 総投資額           | 資金負担区分        |               |               | 投資額                | 国             |             |             |
|             |                | 国費            | 都道府県費         | 市町村費          |                    | 国費            | 都道府県費       | 市町村費        |
| 北海道         | 1,920,869,439  | 910,917,026   | 318,628,859   | 691,323,554   | 681,025,217        | 611,202,056   | 59,203,604  | 10,619,557  |
| 青森県         | 355,249,630    | 128,771,119   | 105,503,338   | 120,975,173   | 47,398,427         | 40,937,418    | 5,865,728   | 595,281     |
| 岩手県         | 323,005,927    | 123,222,885   | 93,424,059    | 106,358,983   | 63,674,771         | 54,273,346    | 8,346,967   | 1,054,458   |
| 宮城県         | 510,683,770    | 167,264,311   | 119,491,590   | 223,927,869   | 95,718,317         | 77,766,924    | 15,331,389  | 2,620,004   |
| 秋田県         | 390,509,442    | 182,668,367   | 105,558,999   | 102,282,076   | 130,598,161        | 109,694,704   | 19,634,721  | 1,268,736   |
| 山形県         | 348,822,180    | 142,989,613   | 102,439,740   | 103,392,827   | 92,054,559         | 77,295,242    | 14,088,398  | 670,919     |
| 福島県         | 749,582,088    | 324,044,296   | 199,787,085   | 225,750,707   | 216,409,451        | 201,436,255   | 14,043,513  | 929,683     |
| 茨城県         | 561,154,946    | 195,915,007   | 153,019,314   | 212,220,625   | 139,991,212        | 107,707,109   | 28,467,807  | 3,816,296   |
| 栃木県         | 340,959,238    | 102,343,088   | 103,734,264   | 134,881,886   | 35,038,298         | 27,716,785    | 6,447,872   | 873,641     |
| 群馬県         | 318,035,213    | 89,801,773    | 83,383,506    | 144,849,934   | 34,073,615         | 27,272,027    | 6,133,877   | 667,711     |
| 埼玉県         | 812,697,797    | 170,909,427   | 193,957,477   | 447,830,893   | 80,307,438         | 64,647,614    | 12,774,027  | 2,885,797   |
| 千葉県         | 647,944,820    | 163,481,647   | 147,316,568   | 337,146,605   | 77,594,717         | 61,092,079    | 13,152,636  | 3,350,002   |
| 東京都         | 2,720,842,962  | 668,822,561   | 1,333,196,682 | 718,823,719   | 477,083,578        | 443,334,324   | 31,089,012  | 2,660,242   |
| 神奈川県        | 1,129,218,986  | 285,391,927   | 165,039,462   | 678,787,597   | 166,048,257        | 128,116,899   | 11,145,440  | 26,785,918  |
| 新潟県         | 655,211,647    | 245,579,555   | 176,531,361   | 233,100,731   | 156,719,946        | 125,120,276   | 27,545,401  | 4,054,269   |
| 富山県         | 249,525,656    | 91,343,351    | 76,015,250    | 82,167,055    | 56,786,130         | 42,570,263    | 13,676,155  | 539,712     |
| 石川県         | 324,712,464    | 112,288,672   | 98,075,951    | 114,347,841   | 64,989,938         | 52,692,157    | 10,972,689  | 1,325,092   |
| 福井県         | 345,624,908    | 157,128,576   | 106,129,443   | 82,366,889    | 116,253,193        | 100,493,035   | 15,640,207  | 119,951     |
| 山梨県         | 219,649,758    | 70,584,058    | 80,539,548    | 68,526,152    | 23,310,056         | 19,183,612    | 4,024,031   | 102,413     |
| 長野県         | 539,842,839    | 185,519,218   | 163,491,079   | 190,832,542   | 106,218,450        | 82,498,098    | 23,214,289  | 506,063     |
| 岐阜県         | 443,000,635    | 156,640,993   | 123,727,018   | 162,632,624   | 115,051,906        | 89,880,270    | 24,388,322  | 783,314     |
| 静岡県         | 663,619,581    | 196,815,657   | 157,714,565   | 309,089,359   | 89,250,093         | 70,420,411    | 13,757,703  | 5,071,979   |
| 愛知県         | 1,220,799,866  | 300,221,504   | 303,183,252   | 617,395,110   | 164,308,197        | 122,707,903   | 31,576,765  | 10,023,529  |
| 三重県         | 382,677,432    | 139,914,927   | 111,507,243   | 131,255,262   | 97,638,709         | 73,737,701    | 22,600,982  | 1,300,026   |
| 滋賀県         | 246,707,908    | 75,526,900    | 82,813,465    | 88,367,543    | 28,807,425         | 22,218,916    | 6,065,710   | 522,799     |
| 京都府         | 385,006,390    | 106,357,199   | 85,164,101    | 193,485,090   | 59,024,930         | 48,809,027    | 8,610,402   | 1,605,501   |
| 大阪府         | 1,113,457,873  | 303,325,479   | 168,247,450   | 641,884,944   | 114,011,391        | 102,225,805   | 7,231,750   | 4,553,836   |
| 兵庫県         | 816,403,321    | 234,141,409   | 198,190,856   | 384,071,056   | 101,590,026        | 79,037,604    | 13,203,565  | 9,348,857   |
| 奈良県         | 240,762,756    | 80,716,963    | 70,994,706    | 89,051,087    | 44,149,381         | 35,504,967    | 7,960,863   | 683,551     |
| 和歌山県        | 310,459,697    | 134,037,729   | 87,725,388    | 88,696,580    | 80,328,709         | 66,151,638    | 13,718,711  | 458,360     |
| 鳥取県         | 177,049,026    | 68,952,639    | 58,389,855    | 49,706,532    | 35,405,462         | 31,138,849    | 4,042,299   | 224,314     |
| 島根県         | 302,932,109    | 134,673,417   | 87,080,012    | 81,178,680    | 80,651,119         | 70,424,202    | 9,855,211   | 371,706     |
| 岡山県         | 391,977,324    | 118,958,054   | 84,080,740    | 188,938,530   | 72,501,523         | 56,113,290    | 13,080,388  | 3,307,845   |
| 広島県         | 586,106,157    | 203,077,964   | 125,170,008   | 257,858,185   | 94,133,317         | 77,443,239    | 13,155,662  | 3,534,416   |
| 山口県         | 311,040,462    | 104,968,820   | 75,375,099    | 130,696,543   | 52,372,750         | 40,117,937    | 10,577,823  | 1,676,990   |
| 徳島県         | 240,918,733    | 105,960,944   | 70,471,420    | 64,486,369    | 70,809,488         | 61,732,248    | 8,696,065   | 381,175     |
| 香川県         | 187,530,330    | 54,990,587    | 53,377,099    | 79,162,644    | 21,707,606         | 18,680,202    | 2,754,744   | 272,660     |
| 愛媛県         | 291,941,322    | 112,308,791   | 82,652,147    | 96,980,384    | 63,812,247         | 50,970,983    | 11,902,939  | 938,325     |
| 高知県         | 282,751,871    | 129,032,048   | 77,040,865    | 76,678,958    | 78,710,719         | 68,260,687    | 9,742,037   | 707,995     |
| 福岡県         | 905,267,241    | 287,077,533   | 181,346,011   | 436,843,697   | 143,212,955        | 118,992,084   | 17,305,676  | 6,915,195   |
| 佐賀県         | 245,759,105    | 85,811,605    | 74,297,148    | 85,650,352    | 46,225,529         | 38,709,003    | 6,882,047   | 634,479     |
| 長崎県         | 355,506,288    | 128,855,669   | 106,580,453   | 120,070,166   | 48,920,741         | 41,470,275    | 7,224,874   | 225,592     |
| 熊本県         | 541,489,611    | 234,181,226   | 141,385,808   | 165,922,577   | 138,202,650        | 109,720,027   | 26,815,310  | 1,667,313   |
| 大分県         | 334,998,820    | 121,930,867   | 111,776,574   | 101,291,379   | 49,581,320         | 40,492,740    | 8,575,302   | 513,278     |
| 宮崎県         | 300,031,669    | 127,749,120   | 95,632,590    | 76,649,959    | 60,227,767         | 52,033,014    | 8,020,736   | 174,017     |
| 鹿児島県        | 438,268,270    | 176,466,892   | 107,015,288   | 154,786,090   | 87,160,377         | 73,142,268    | 13,423,900  | 594,209     |
| 沖縄県         | 385,199,591    | 221,865,641   | 63,891,243    | 99,442,707    | 111,876,805        | 107,123,347   | 2,148,106   | 2,605,352   |
| 合計          | 25,565,807,098 | 8,663,547,054 | 6,910,093,979 | 9,992,166,065 | 5,010,966,873      | 4,222,308,860 | 664,115,655 | 124,542,358 |

(単位：千円)

| (2) 投資主体別資金負担別投資実績 |               |               |             |                |               |             |               |       | 区分 |
|--------------------|---------------|---------------|-------------|----------------|---------------|-------------|---------------|-------|----|
| 口 都道府県             |               |               |             | ハ 市町村          |               |             |               | 都道府県名 |    |
| 投資額                | 資金負担区分        |               |             | 投資額            | 資金負担区分        |             |               |       |    |
|                    | 国費            | 都道府県費         | 市町村費        |                | 国費            | 都道府県費       | 市町村費          |       |    |
| 428,805,259        | 177,476,435   | 239,981,380   | 11,347,444  | 811,038,963    | 122,238,535   | 19,443,875  | 669,356,553   | 北海道   |    |
| 158,963,604        | 58,417,906    | 97,876,627    | 2,669,071   | 148,887,599    | 29,415,795    | 1,760,983   | 117,710,821   | 青森県   |    |
| 128,365,842        | 45,340,150    | 81,205,958    | 1,819,734   | 130,965,314    | 23,609,389    | 3,871,134   | 103,484,791   | 岩手県   |    |
| 148,093,302        | 43,215,883    | 101,699,376   | 3,178,043   | 266,872,151    | 46,281,504    | 2,460,825   | 218,129,822   | 宮城県   |    |
| 140,365,372        | 52,744,953    | 84,761,706    | 2,858,713   | 119,545,909    | 20,228,710    | 1,162,572   | 98,154,627    | 秋田県   |    |
| 131,502,212        | 44,685,207    | 85,844,912    | 972,093     | 125,265,409    | 21,009,164    | 2,506,430   | 101,749,815   | 山形県   |    |
| 250,394,312        | 64,660,261    | 179,827,437   | 5,906,614   | 282,778,325    | 57,947,780    | 5,916,135   | 218,914,410   | 福島県   |    |
| 172,582,745        | 47,868,919    | 122,449,527   | 2,264,299   | 248,580,989    | 40,338,979    | 2,101,980   | 206,140,030   | 茨城県   |    |
| 140,379,992        | 44,219,944    | 94,846,068    | 1,313,980   | 165,540,948    | 30,406,359    | 2,440,324   | 132,694,265   | 栃木県   |    |
| 110,263,065        | 34,855,681    | 73,599,184    | 1,808,200   | 173,698,533    | 27,674,065    | 3,650,445   | 142,374,023   | 群馬県   |    |
| 235,408,031        | 52,221,456    | 175,756,234   | 7,430,341   | 496,982,328    | 54,040,357    | 5,427,216   | 437,514,755   | 埼玉県   |    |
| 183,964,197        | 48,641,287    | 123,901,652   | 11,421,258  | 386,385,906    | 53,748,281    | 10,262,280  | 322,375,345   | 千葉県   |    |
| 1,372,339,474      | 132,451,602   | 1,229,898,906 | 9,988,966   | 871,419,910    | 93,036,635    | 72,208,764  | 706,174,511   | 東京都   |    |
| 211,188,363        | 58,001,944    | 145,081,810   | 8,104,609   | 751,982,366    | 99,273,084    | 8,812,212   | 643,897,070   | 神奈川県  |    |
| 217,917,821        | 68,282,360    | 145,795,389   | 3,840,072   | 280,573,880    | 52,176,919    | 3,190,571   | 225,206,390   | 新潟県   |    |
| 94,641,219         | 31,700,520    | 59,357,182    | 3,583,517   | 98,098,307     | 17,072,568    | 2,981,913   | 78,043,826    | 富山県   |    |
| 121,825,014        | 34,115,198    | 85,272,091    | 2,437,725   | 137,897,512    | 25,481,317    | 1,831,171   | 110,585,024   | 石川県   |    |
| 119,206,259        | 33,521,155    | 83,780,372    | 1,904,732   | 110,165,456    | 23,114,386    | 6,708,864   | 80,342,206    | 福井県   |    |
| 117,394,848        | 39,413,878    | 75,460,155    | 2,520,815   | 78,944,854     | 11,986,568    | 1,055,362   | 65,902,924    | 山梨県   |    |
| 211,051,012        | 71,987,411    | 135,063,575   | 4,000,026   | 222,573,377    | 31,033,709    | 5,213,215   | 186,326,453   | 長野県   |    |
| 139,755,094        | 42,289,629    | 96,141,501    | 1,323,964   | 188,193,635    | 24,471,094    | 3,197,195   | 160,525,346   | 岐阜県   |    |
| 203,277,588        | 62,823,630    | 138,656,084   | 1,797,874   | 371,091,900    | 63,571,616    | 5,300,778   | 302,219,506   | 静岡県   |    |
| 350,214,497        | 89,955,969    | 254,479,729   | 5,778,799   | 706,277,172    | 87,557,632    | 17,126,758  | 601,592,782   | 愛知県   |    |
| 128,183,985        | 37,191,731    | 87,701,840    | 3,290,414   | 156,854,738    | 28,985,495    | 1,204,421   | 126,664,822   | 三重県   |    |
| 113,763,485        | 35,501,044    | 75,422,169    | 2,840,272   | 104,136,998    | 17,806,940    | 1,325,586   | 85,004,472    | 滋賀県   |    |
| 105,283,990        | 29,173,707    | 72,635,886    | 3,474,397   | 220,697,470    | 28,374,465    | 3,917,813   | 188,405,192   | 京都府   |    |
| 223,837,787        | 61,402,133    | 151,794,483   | 10,641,171  | 775,608,695    | 139,697,541   | 9,221,217   | 626,689,937   | 大阪府   |    |
| 262,764,102        | 79,564,287    | 179,776,716   | 3,423,099   | 452,049,193    | 75,539,518    | 5,210,575   | 371,299,100   | 兵庫県   |    |
| 87,154,341         | 24,016,913    | 61,845,007    | 1,292,421   | 109,459,034    | 21,195,083    | 1,188,836   | 87,075,115    | 奈良県   |    |
| 121,022,526        | 48,150,235    | 72,195,951    | 676,340     | 109,108,462    | 19,735,856    | 1,810,726   | 87,561,880    | 和歌山県  |    |
| 79,052,867         | 26,816,554    | 51,133,497    | 1,102,816   | 62,590,697     | 10,997,236    | 3,214,059   | 48,379,402    | 鳥取県   |    |
| 120,002,095        | 43,064,656    | 75,230,680    | 1,706,759   | 102,278,895    | 21,184,559    | 1,994,121   | 79,100,215    | 島根県   |    |
| 98,894,129         | 25,874,738    | 68,887,521    | 4,131,870   | 220,581,672    | 36,970,026    | 2,112,831   | 181,498,815   | 岡山県   |    |
| 161,892,712        | 58,133,068    | 100,831,353   | 2,928,291   | 330,080,128    | 67,501,657    | 11,182,993  | 251,395,478   | 広島県   |    |
| 96,977,315         | 31,795,223    | 63,482,988    | 1,699,104   | 161,690,397    | 33,055,660    | 1,314,288   | 127,320,449   | 山口県   |    |
| 95,431,144         | 33,944,318    | 60,621,642    | 865,184     | 74,678,101     | 10,284,378    | 1,153,713   | 63,240,010    | 徳島県   |    |
| 67,813,907         | 19,666,942    | 46,171,285    | 1,975,680   | 98,008,817     | 16,643,443    | 4,451,070   | 76,914,304    | 香川県   |    |
| 111,280,360        | 41,484,065    | 67,055,035    | 2,741,260   | 116,848,715    | 19,853,743    | 3,694,173   | 93,300,799    | 愛媛県   |    |
| 104,342,757        | 40,145,385    | 63,082,484    | 1,114,888   | 99,698,395     | 20,625,976    | 4,216,344   | 74,856,075    | 高知県   |    |
| 235,132,705        | 73,223,877    | 155,666,953   | 6,241,875   | 526,921,581    | 94,861,572    | 8,373,382   | 423,686,627   | 福岡県   |    |
| 88,383,803         | 24,958,014    | 62,836,754    | 589,035     | 111,149,773    | 22,144,588    | 4,578,347   | 84,426,838    | 佐賀県   |    |
| 151,640,000        | 59,278,066    | 90,611,450    | 1,750,484   | 154,945,547    | 28,107,328    | 8,744,129   | 118,094,090   | 長崎県   |    |
| 182,406,317        | 69,966,218    | 111,502,288   | 937,811     | 220,880,644    | 54,494,981    | 3,068,210   | 163,317,453   | 熊本県   |    |
| 156,739,581        | 54,121,420    | 100,471,668   | 2,146,493   | 128,677,919    | 27,316,707    | 2,729,604   | 98,631,608    | 大分県   |    |
| 129,353,458        | 45,157,087    | 83,526,294    | 670,077     | 110,450,444    | 30,559,019    | 4,085,560   | 75,805,865    | 宮崎県   |    |
| 149,805,222        | 60,248,747    | 87,219,449    | 2,337,026   | 201,302,671    | 43,075,877    | 6,371,939   | 151,854,855   | 鹿児島県  |    |
| 106,058,316        | 54,769,894    | 50,550,754    | 737,668     | 167,264,470    | 59,972,400    | 11,192,383  | 96,099,687    | 沖縄県   |    |
| 8,565,116,026      | 2,456,539,700 | 5,950,991,002 | 157,585,324 | 11,989,724,199 | 1,984,698,494 | 294,987,322 | 9,710,038,383 | 合計    |    |

総括（うち東日本大震災復旧・復興分）

| 区分<br>都道府県名 | (1) 資金負担別投資実績 |             |           |         | (2) 投資主体別資金負担別投資実績 |             |        |      |
|-------------|---------------|-------------|-----------|---------|--------------------|-------------|--------|------|
|             | 総投資額          | 資金負担区分      |           |         | 投資額                | 資金負担区分      |        |      |
|             |               | 国費          | 都道府県費     | 市町村費    |                    | 国費          | 都道府県費  | 市町村費 |
| 北海道         | 16,710        | -           | -         | 16,710  | -                  | -           | -      | -    |
| 青森県         | -             | -           | -         | -       | -                  | -           | -      | -    |
| 岩手県         | 3,563,432     | 3,272,858   | 290,559   | 15      | -                  | -           | -      | -    |
| 宮城県         | 1,250,593     | 820,333     | 264,545   | 165,715 | 14,594             | -           | 14,594 | -    |
| 秋田県         | -             | -           | -         | -       | -                  | -           | -      | -    |
| 山形県         | 519           | -           | -         | 519     | -                  | -           | -      | -    |
| 福島県         | 147,550,287   | 146,381,687 | 519,374   | 649,226 | 144,220,922        | 144,214,782 | 6,140  | -    |
| 茨城県         | 2,825         | 2,825       | -         | -       | -                  | -           | -      | -    |
| 栃木県         | -             | -           | -         | -       | -                  | -           | -      | -    |
| 群馬県         | 2,665         | 2,148       | -         | 517     | -                  | -           | -      | -    |
| 埼玉県         | -             | -           | -         | -       | -                  | -           | -      | -    |
| 千葉県         | 52,253        | -           | -         | 52,253  | -                  | -           | -      | -    |
| 東京都         | 14,547        | 14,547      | -         | -       | 14,547             | 14,547      | -      | -    |
| 神奈川県        | -             | -           | -         | -       | -                  | -           | -      | -    |
| 新潟県         | 13,596        | -           | -         | 13,596  | -                  | -           | -      | -    |
| 富山県         | -             | -           | -         | -       | -                  | -           | -      | -    |
| 石川県         | -             | -           | -         | -       | -                  | -           | -      | -    |
| 福井県         | -             | -           | -         | -       | -                  | -           | -      | -    |
| 山梨県         | -             | -           | -         | -       | -                  | -           | -      | -    |
| 長野県         | 1             | -           | -         | 1       | -                  | -           | -      | -    |
| 岐阜県         | -             | -           | -         | -       | -                  | -           | -      | -    |
| 静岡県         | -             | -           | -         | -       | -                  | -           | -      | -    |
| 愛知県         | -             | -           | -         | -       | -                  | -           | -      | -    |
| 三重県         | -             | -           | -         | -       | -                  | -           | -      | -    |
| 滋賀県         | -             | -           | -         | -       | -                  | -           | -      | -    |
| 京都府         | -             | -           | -         | -       | -                  | -           | -      | -    |
| 大阪府         | -             | -           | -         | -       | -                  | -           | -      | -    |
| 兵庫県         | -             | -           | -         | -       | -                  | -           | -      | -    |
| 奈良県         | -             | -           | -         | -       | -                  | -           | -      | -    |
| 和歌山県        | -             | -           | -         | -       | -                  | -           | -      | -    |
| 鳥取県         | -             | -           | -         | -       | -                  | -           | -      | -    |
| 島根県         | -             | -           | -         | -       | -                  | -           | -      | -    |
| 岡山県         | -             | -           | -         | -       | -                  | -           | -      | -    |
| 広島県         | -             | -           | -         | -       | -                  | -           | -      | -    |
| 山口県         | -             | -           | -         | -       | -                  | -           | -      | -    |
| 徳島県         | -             | -           | -         | -       | -                  | -           | -      | -    |
| 香川県         | -             | -           | -         | -       | -                  | -           | -      | -    |
| 愛媛県         | -             | -           | -         | -       | -                  | -           | -      | -    |
| 高知県         | -             | -           | -         | -       | -                  | -           | -      | -    |
| 福岡県         | -             | -           | -         | -       | -                  | -           | -      | -    |
| 佐賀県         | -             | -           | -         | -       | -                  | -           | -      | -    |
| 長崎県         | -             | -           | -         | -       | -                  | -           | -      | -    |
| 熊本県         | -             | -           | -         | -       | -                  | -           | -      | -    |
| 大分県         | -             | -           | -         | -       | -                  | -           | -      | -    |
| 宮崎県         | -             | -           | -         | -       | -                  | -           | -      | -    |
| 鹿児島県        | -             | -           | -         | -       | -                  | -           | -      | -    |
| 沖縄県         | -             | -           | -         | -       | -                  | -           | -      | -    |
| 合計          | 152,467,428   | 150,494,398 | 1,074,478 | 898,552 | 144,250,063        | 144,229,329 | 20,734 | -    |

(単位：千円)

| (2) 投資主体別資金負担別投資実績 |           |           |      |           |         |       |      |         | 区 分  |
|--------------------|-----------|-----------|------|-----------|---------|-------|------|---------|------|
| 口 都道府県             |           |           |      | ハ 市町村     |         |       |      | 都道府県名   |      |
| 投資額                | 資金負担区分    |           |      | 投資額       | 資金負担区分  |       |      |         |      |
|                    | 国 費       | 都道府県費     | 市町村費 |           | 国 費     | 都道府県費 | 市町村費 |         |      |
| -                  | -         | -         | -    | 16,710    | -       | -     | -    | 16,710  | 北海道  |
| -                  | -         | -         | -    | -         | -       | -     | -    | -       | 青森県  |
| 3,563,417          | 3,272,858 | 290,559   | -    | 15        | -       | -     | -    | 15      | 岩手県  |
| 540,504            | 290,553   | 249,951   | -    | 695,495   | 529,780 | -     | -    | 165,715 | 宮城県  |
| -                  | -         | -         | -    | -         | -       | -     | -    | -       | 秋田県  |
| -                  | -         | -         | -    | 519       | -       | -     | -    | 519     | 山形県  |
| 2,299,940          | 1,788,487 | 511,453   | -    | 1,029,425 | 378,418 | 1,781 | -    | 649,226 | 福島県  |
| 385                | 385       | -         | -    | 2,440     | 2,440   | -     | -    | -       | 茨城県  |
| -                  | -         | -         | -    | -         | -       | -     | -    | -       | 栃木県  |
| -                  | -         | -         | -    | 2,665     | 2,148   | -     | -    | 517     | 群馬県  |
| -                  | -         | -         | -    | -         | -       | -     | -    | -       | 埼玉県  |
| -                  | -         | -         | -    | 52,253    | -       | -     | -    | 52,253  | 千葉県  |
| -                  | -         | -         | -    | -         | -       | -     | -    | -       | 東京都  |
| -                  | -         | -         | -    | -         | -       | -     | -    | -       | 神奈川県 |
| -                  | -         | -         | -    | 13,596    | -       | -     | -    | 13,596  | 新潟県  |
| -                  | -         | -         | -    | -         | -       | -     | -    | -       | 富山県  |
| -                  | -         | -         | -    | -         | -       | -     | -    | -       | 石川県  |
| -                  | -         | -         | -    | -         | -       | -     | -    | -       | 福井県  |
| -                  | -         | -         | -    | -         | -       | -     | -    | -       | 山梨県  |
| -                  | -         | -         | -    | 1         | -       | -     | -    | 1       | 長野県  |
| -                  | -         | -         | -    | -         | -       | -     | -    | -       | 岐阜県  |
| -                  | -         | -         | -    | -         | -       | -     | -    | -       | 静岡県  |
| -                  | -         | -         | -    | -         | -       | -     | -    | -       | 愛知県  |
| -                  | -         | -         | -    | -         | -       | -     | -    | -       | 三重県  |
| -                  | -         | -         | -    | -         | -       | -     | -    | -       | 滋賀県  |
| -                  | -         | -         | -    | -         | -       | -     | -    | -       | 京都府  |
| -                  | -         | -         | -    | -         | -       | -     | -    | -       | 大阪府  |
| -                  | -         | -         | -    | -         | -       | -     | -    | -       | 兵庫県  |
| -                  | -         | -         | -    | -         | -       | -     | -    | -       | 奈良県  |
| -                  | -         | -         | -    | -         | -       | -     | -    | -       | 和歌山県 |
| -                  | -         | -         | -    | -         | -       | -     | -    | -       | 鳥取県  |
| -                  | -         | -         | -    | -         | -       | -     | -    | -       | 島根県  |
| -                  | -         | -         | -    | -         | -       | -     | -    | -       | 岡山県  |
| -                  | -         | -         | -    | -         | -       | -     | -    | -       | 広島県  |
| -                  | -         | -         | -    | -         | -       | -     | -    | -       | 山口県  |
| -                  | -         | -         | -    | -         | -       | -     | -    | -       | 徳島県  |
| -                  | -         | -         | -    | -         | -       | -     | -    | -       | 香川県  |
| -                  | -         | -         | -    | -         | -       | -     | -    | -       | 愛媛県  |
| -                  | -         | -         | -    | -         | -       | -     | -    | -       | 高知県  |
| -                  | -         | -         | -    | -         | -       | -     | -    | -       | 福岡県  |
| -                  | -         | -         | -    | -         | -       | -     | -    | -       | 佐賀県  |
| -                  | -         | -         | -    | -         | -       | -     | -    | -       | 長崎県  |
| -                  | -         | -         | -    | -         | -       | -     | -    | -       | 熊本県  |
| -                  | -         | -         | -    | -         | -       | -     | -    | -       | 大分県  |
| -                  | -         | -         | -    | -         | -       | -     | -    | -       | 宮崎県  |
| -                  | -         | -         | -    | -         | -       | -     | -    | -       | 鹿児島県 |
| -                  | -         | -         | -    | -         | -       | -     | -    | -       | 沖縄県  |
| 6,404,246          | 5,352,283 | 1,051,963 | -    | 1,813,119 | 912,786 | 1,781 | -    | 898,552 | 合 計  |

# I 一般事業

| 区分<br>都道府県名 | (1) 資金負担別投資実績  |               |               |               | (2) 投資主体別資金負担別投資実績 |               |             |             |
|-------------|----------------|---------------|---------------|---------------|--------------------|---------------|-------------|-------------|
|             | 総投資額           | 資金負担区分        |               |               | 投資額                | 資金負担区分        |             |             |
|             |                | 国費            | 都道府県費         | 市町村費          |                    | 国費            | 都道府県費       | 市町村費        |
| 北海道         | 1,717,939,779  | 886,572,189   | 310,566,728   | 520,800,862   | 681,025,217        | 611,202,056   | 59,203,604  | 10,619,557  |
| 青森県         | 311,539,186    | 122,256,584   | 100,894,652   | 88,387,950    | 47,398,427         | 40,937,418    | 5,865,728   | 595,281     |
| 岩手県         | 275,988,097    | 115,933,679   | 81,684,257    | 78,370,161    | 63,674,771         | 54,273,346    | 8,346,967   | 1,054,458   |
| 宮城県         | 417,965,531    | 155,147,089   | 112,590,326   | 150,228,116   | 95,718,317         | 77,766,924    | 15,331,389  | 2,620,004   |
| 秋田県         | 353,738,286    | 176,347,965   | 100,897,214   | 76,493,107    | 130,598,161        | 109,694,704   | 19,634,721  | 1,268,736   |
| 山形県         | 303,242,246    | 138,540,483   | 94,193,272    | 70,508,491    | 92,054,559         | 77,295,242    | 14,088,398  | 670,919     |
| 福島県         | 675,007,841    | 310,517,627   | 197,046,448   | 167,443,766   | 216,409,451        | 201,436,255   | 14,043,513  | 929,683     |
| 茨城県         | 454,501,751    | 182,932,179   | 117,742,794   | 153,826,778   | 139,991,212        | 107,707,109   | 28,467,807  | 3,816,296   |
| 栃木県         | 290,044,826    | 95,160,256    | 99,895,037    | 94,989,533    | 35,038,298         | 27,716,785    | 6,447,872   | 873,641     |
| 群馬県         | 266,048,365    | 84,560,258    | 76,692,415    | 104,795,692   | 34,073,615         | 27,272,027    | 6,133,877   | 667,711     |
| 埼玉県         | 630,381,545    | 148,106,496   | 179,397,012   | 302,878,037   | 80,307,438         | 64,647,614    | 12,774,027  | 2,885,797   |
| 千葉県         | 512,472,872    | 143,327,481   | 126,771,039   | 242,374,352   | 77,594,717         | 61,092,079    | 13,152,636  | 3,350,002   |
| 東京都         | 2,076,356,381  | 608,383,568   | 794,603,157   | 673,369,656   | 477,083,578        | 443,334,324   | 31,089,012  | 2,660,242   |
| 神奈川県        | 786,002,037    | 210,525,851   | 159,709,668   | 415,766,518   | 166,048,257        | 128,116,899   | 11,145,440  | 26,785,918  |
| 新潟県         | 532,657,885    | 230,535,237   | 137,743,051   | 164,379,597   | 156,719,946        | 125,120,276   | 27,545,401  | 4,054,269   |
| 富山県         | 215,252,917    | 86,107,736    | 73,234,510    | 55,910,671    | 56,786,130         | 42,570,263    | 13,676,155  | 539,712     |
| 石川県         | 280,677,925    | 107,970,688   | 96,082,131    | 76,625,106    | 64,989,938         | 52,692,157    | 10,972,689  | 1,325,092   |
| 福井県         | 314,005,242    | 151,818,987   | 100,388,863   | 61,797,392    | 116,253,193        | 100,493,035   | 15,640,207  | 119,951     |
| 山梨県         | 192,070,367    | 66,702,543    | 76,593,355    | 48,774,469    | 23,310,056         | 19,183,612    | 4,024,031   | 102,413     |
| 長野県         | 456,593,994    | 177,529,883   | 139,016,631   | 140,047,480   | 106,218,450        | 82,498,098    | 23,214,289  | 506,063     |
| 岐阜県         | 384,968,331    | 150,508,110   | 119,374,542   | 115,085,679   | 115,051,906        | 89,880,270    | 24,388,322  | 783,314     |
| 静岡県         | 560,367,657    | 183,554,904   | 151,952,696   | 224,860,057   | 89,250,093         | 70,420,411    | 13,757,703  | 5,071,979   |
| 愛知県         | 917,994,660    | 263,467,258   | 256,620,715   | 397,906,687   | 164,308,197        | 122,707,903   | 31,576,765  | 10,023,529  |
| 三重県         | 299,542,035    | 120,125,717   | 100,943,276   | 78,473,042    | 97,638,709         | 73,737,701    | 22,600,982  | 1,300,026   |
| 滋賀県         | 203,636,317    | 68,418,875    | 71,255,369    | 63,962,073    | 28,807,425         | 22,218,916    | 6,065,710   | 522,799     |
| 京都府         | 312,897,518    | 97,273,778    | 80,316,612    | 135,307,128   | 59,024,930         | 48,809,027    | 8,610,402   | 1,605,501   |
| 大阪府         | 839,239,622    | 257,179,752   | 159,458,695   | 422,601,175   | 114,011,391        | 102,225,805   | 7,231,750   | 4,553,836   |
| 兵庫県         | 622,377,813    | 197,927,028   | 173,702,523   | 250,748,262   | 101,590,026        | 79,037,604    | 13,203,565  | 9,348,857   |
| 奈良県         | 208,992,162    | 75,893,140    | 63,700,369    | 69,398,653    | 44,149,381         | 35,504,967    | 7,960,863   | 683,551     |
| 和歌山県        | 282,905,207    | 129,730,735   | 86,777,765    | 66,396,707    | 80,328,709         | 66,151,638    | 13,718,711  | 458,360     |
| 鳥取県         | 157,280,792    | 65,941,296    | 54,556,350    | 36,783,146    | 35,405,462         | 31,138,849    | 4,042,299   | 224,314     |
| 島根県         | 273,254,034    | 130,438,833   | 83,329,295    | 59,485,906    | 80,651,119         | 70,424,202    | 9,855,211   | 371,706     |
| 岡山県         | 328,844,254    | 109,284,630   | 80,876,563    | 138,683,061   | 72,501,523         | 56,113,290    | 13,080,388  | 3,307,845   |
| 広島県         | 493,204,268    | 185,372,802   | 119,360,067   | 188,471,399   | 94,133,317         | 77,443,239    | 13,155,662  | 3,534,416   |
| 山口県         | 251,820,223    | 92,750,008    | 68,865,120    | 90,205,095    | 52,372,750         | 40,117,937    | 10,577,823  | 1,676,990   |
| 徳島県         | 217,586,461    | 103,235,073   | 67,968,860    | 46,382,528    | 70,809,488         | 61,732,248    | 8,696,065   | 381,175     |
| 香川県         | 153,122,043    | 47,386,292    | 48,906,450    | 56,829,301    | 21,707,606         | 18,680,202    | 2,754,744   | 272,660     |
| 愛媛県         | 255,143,179    | 106,748,987   | 80,719,788    | 67,674,404    | 63,812,247         | 50,970,983    | 11,902,939  | 938,325     |
| 高知県         | 263,367,344    | 125,162,322   | 76,392,840    | 61,812,182    | 78,710,719         | 68,260,687    | 9,742,037   | 707,995     |
| 福岡県         | 739,718,694    | 261,051,273   | 173,338,995   | 305,328,426   | 143,212,955        | 118,992,084   | 17,305,676  | 6,915,195   |
| 佐賀県         | 215,071,792    | 80,402,134    | 73,938,584    | 60,731,074    | 46,225,529         | 38,709,003    | 6,882,047   | 634,479     |
| 長崎県         | 313,549,203    | 122,508,880   | 102,853,388   | 88,186,935    | 48,920,741         | 41,470,275    | 7,224,874   | 225,592     |
| 熊本県         | 491,334,195    | 226,966,841   | 140,329,733   | 124,037,621   | 138,202,650        | 109,720,027   | 26,815,310  | 1,667,313   |
| 大分県         | 289,219,692    | 115,070,945   | 100,975,476   | 73,173,271    | 49,581,320         | 40,492,740    | 8,575,302   | 513,278     |
| 宮崎県         | 274,561,927    | 123,840,603   | 91,942,472    | 58,778,852    | 60,227,767         | 52,033,014    | 8,020,736   | 174,017     |
| 鹿児島県        | 396,684,184    | 172,634,380   | 99,878,129    | 124,171,675   | 87,160,377         | 73,142,268    | 13,423,900  | 594,209     |
| 沖縄県         | 340,564,159    | 209,021,486   | 52,345,036    | 79,197,637    | 111,876,805        | 107,123,347   | 2,148,106   | 2,605,352   |
| 合計          | 21,149,734,839 | 8,020,872,861 | 5,956,422,268 | 7,172,439,710 | 5,010,966,873      | 4,222,308,860 | 664,115,655 | 124,542,358 |

(単位：千円)

| (2) 投資主体別資金負担別投資実績 |               |               |             |               |               |             |               | 区 分  |
|--------------------|---------------|---------------|-------------|---------------|---------------|-------------|---------------|------|
| 口 都道府県             |               |               |             | ハ 市町村         |               |             |               |      |
| 投資額                | 資金負担区分        |               |             | 投資額           | 資金負担区分        |             |               |      |
|                    | 国 費           | 都道府県費         | 市町村費        |               | 国 費           | 都道府県費       | 市町村費          |      |
| 423,164,493        | 176,648,876   | 235,486,069   | 11,029,548  | 613,750,069   | 98,721,257    | 15,877,055  | 499,151,757   | 北海道  |
| 152,519,104        | 57,441,643    | 93,593,894    | 1,483,567   | 111,621,655   | 23,877,523    | 1,435,030   | 86,309,102    | 青森県  |
| 114,187,144        | 43,753,104    | 69,832,730    | 601,310     | 98,126,182    | 17,907,229    | 3,504,560   | 76,714,393    | 岩手県  |
| 141,372,404        | 43,215,883    | 94,978,478    | 3,178,043   | 180,874,810   | 34,164,282    | 2,280,459   | 144,430,069   | 宮城県  |
| 134,162,463        | 51,147,713    | 80,156,037    | 2,858,713   | 88,977,662    | 15,505,548    | 1,106,456   | 72,365,658    | 秋田県  |
| 123,112,733        | 43,683,558    | 78,669,433    | 759,742     | 88,074,954    | 17,561,683    | 1,435,441   | 69,077,830    | 山形県  |
| 247,230,085        | 64,000,950    | 177,449,687   | 5,779,448   | 211,368,305   | 45,080,422    | 5,553,248   | 160,734,635   | 福島県  |
| 134,752,289        | 45,056,882    | 87,431,108    | 2,264,299   | 179,758,250   | 30,168,188    | 1,843,879   | 147,746,183   | 茨城県  |
| 136,577,663        | 44,217,766    | 91,081,173    | 1,278,724   | 118,428,865   | 23,225,705    | 2,365,992   | 92,837,168    | 栃木県  |
| 104,263,045        | 34,854,228    | 67,600,617    | 1,808,200   | 127,711,705   | 22,434,003    | 2,957,921   | 102,319,781   | 群馬県  |
| 205,017,759        | 39,298,261    | 163,447,869   | 2,271,629   | 345,056,348   | 44,160,621    | 3,175,116   | 297,720,611   | 埼玉県  |
| 158,098,607        | 44,790,503    | 108,353,652   | 4,954,452   | 276,779,548   | 37,444,899    | 5,264,751   | 234,069,898   | 千葉県  |
| 780,604,355        | 76,893,017    | 693,722,372   | 9,988,966   | 818,668,448   | 88,156,227    | 69,791,773  | 660,720,448   | 東京都  |
| 163,029,298        | 20,873,237    | 140,842,564   | 1,313,497   | 456,924,482   | 61,535,715    | 7,721,664   | 387,667,103   | 神奈川県 |
| 177,000,832        | 66,443,801    | 107,232,573   | 3,324,458   | 198,937,107   | 38,971,160    | 2,965,077   | 157,000,870   | 新潟県  |
| 89,907,348         | 30,719,915    | 56,620,425    | 2,567,008   | 68,559,439    | 12,817,558    | 2,937,930   | 52,803,951    | 富山県  |
| 119,770,545        | 33,561,674    | 83,924,628    | 2,284,243   | 95,917,442    | 21,716,857    | 1,184,814   | 73,015,771    | 石川県  |
| 114,645,968        | 33,512,027    | 79,229,209    | 1,904,732   | 83,106,081    | 17,813,925    | 5,519,447   | 59,772,709    | 福井県  |
| 111,853,309        | 38,176,166    | 71,535,037    | 2,142,106   | 56,907,002    | 9,342,765     | 1,034,287   | 46,529,950    | 山梨県  |
| 184,587,687        | 69,594,869    | 113,517,074   | 1,475,744   | 165,787,857   | 25,436,916    | 2,285,268   | 138,065,673   | 長野県  |
| 135,460,282        | 41,921,223    | 92,304,817    | 1,234,242   | 134,456,143   | 18,706,617    | 2,681,403   | 113,068,123   | 岐阜県  |
| 194,448,460        | 59,539,033    | 133,134,792   | 1,774,635   | 276,669,104   | 53,595,460    | 5,060,201   | 218,013,443   | 静岡県  |
| 298,201,316        | 81,969,543    | 212,035,104   | 4,196,669   | 455,485,147   | 58,789,812    | 13,008,846  | 383,686,489   | 愛知県  |
| 110,715,350        | 31,730,038    | 77,353,428    | 1,631,884   | 91,187,976    | 14,657,978    | 988,866     | 75,541,132    | 三重県  |
| 95,082,738         | 30,936,911    | 63,911,455    | 234,372     | 79,746,154    | 15,263,048    | 1,278,204   | 63,204,902    | 滋賀県  |
| 92,882,569         | 24,330,824    | 68,150,882    | 400,863     | 160,990,019   | 24,133,927    | 3,555,328   | 133,300,764   | 京都府  |
| 198,387,825        | 50,442,802    | 143,678,643   | 4,266,380   | 526,840,406   | 104,511,145   | 8,548,302   | 413,780,959   | 大阪府  |
| 225,168,436        | 67,605,086    | 155,763,397   | 1,799,953   | 295,619,351   | 51,284,338    | 4,735,561   | 239,599,452   | 兵庫県  |
| 77,594,012         | 21,723,696    | 54,577,895    | 1,292,421   | 87,248,769    | 18,664,477    | 1,161,611   | 67,422,681    | 奈良県  |
| 120,353,235        | 48,150,235    | 71,526,660    | 676,340     | 82,223,263    | 15,428,862    | 1,532,394   | 65,262,007    | 和歌山県 |
| 75,889,676         | 26,347,329    | 48,611,211    | 931,136     | 45,985,654    | 8,455,118     | 1,902,840   | 35,627,696    | 鳥取県  |
| 114,937,117        | 42,235,444    | 71,572,282    | 1,129,391   | 77,665,798    | 17,779,187    | 1,901,802   | 57,984,809    | 島根県  |
| 93,968,354         | 24,415,838    | 65,864,383    | 3,688,133   | 162,374,377   | 28,755,502    | 1,931,792   | 131,687,083   | 岡山県  |
| 159,390,139        | 56,959,755    | 100,045,250   | 2,385,134   | 239,680,812   | 50,969,808    | 6,159,155   | 182,551,849   | 広島県  |
| 89,992,032         | 31,310,737    | 57,147,794    | 1,533,501   | 109,455,441   | 21,321,334    | 1,139,503   | 86,994,604    | 山口県  |
| 93,035,437         | 33,930,998    | 58,239,255    | 865,184     | 53,741,536    | 7,571,827     | 1,033,540   | 45,136,169    | 徳島県  |
| 65,210,109         | 19,211,665    | 44,396,374    | 1,602,070   | 66,204,328    | 9,494,425     | 1,755,332   | 54,954,571    | 香川県  |
| 110,302,648        | 41,484,065    | 66,077,323    | 2,741,260   | 81,028,284    | 14,293,939    | 2,739,526   | 63,994,819    | 愛媛県  |
| 102,965,767        | 39,485,536    | 62,593,034    | 887,197     | 81,690,858    | 17,416,099    | 4,057,769   | 60,216,990    | 高知県  |
| 221,413,850        | 69,951,858    | 148,881,518   | 2,580,474   | 375,091,889   | 72,107,331    | 7,151,801   | 295,832,757   | 福岡県  |
| 88,274,622         | 24,958,014    | 62,727,573    | 589,035     | 80,571,641    | 16,735,117    | 4,328,964   | 59,507,560    | 佐賀県  |
| 150,342,768        | 59,241,276    | 89,363,943    | 1,737,549   | 114,285,694   | 21,797,329    | 6,264,571   | 86,223,794    | 長崎県  |
| 181,113,855        | 69,659,234    | 110,672,044   | 782,577     | 172,017,690   | 47,587,580    | 2,842,379   | 121,587,731   | 熊本県  |
| 146,014,507        | 54,121,420    | 89,746,594    | 2,146,493   | 93,623,865    | 20,456,785    | 2,653,580   | 70,513,500    | 大分県  |
| 125,898,422        | 45,148,507    | 80,079,838    | 670,077     | 88,435,738    | 26,659,082    | 3,841,898   | 57,934,758    | 宮崎県  |
| 143,061,188        | 60,103,424    | 80,620,738    | 2,337,026   | 166,462,619   | 39,388,688    | 5,833,491   | 121,240,440   | 鹿児島県 |
| 94,962,923         | 51,182,437    | 43,453,652    | 326,834     | 133,724,431   | 50,715,702    | 6,743,278   | 76,265,451    | 沖縄県  |
| 7,420,924,768      | 2,265,981,001 | 5,047,234,508 | 107,709,259 | 8,717,843,198 | 1,532,583,000 | 245,072,105 | 6,940,188,093 | 合 計  |

I 一般事業目的別

| 区分<br>事業名 | (1) 資金負担別投資実績  |               |               |               | (2) 投資主体別資金負担別投資実績 |               |             |             |
|-----------|----------------|---------------|---------------|---------------|--------------------|---------------|-------------|-------------|
|           | 総投資額           | 資金負担区分        |               |               | 投資額                | 国             |             |             |
|           |                | 国費            | 都道府県費         | 市町村費          |                    | 国費            | 都道府県費       | 市町村費        |
| 道路        | 5,613,639,518  | 2,470,503,484 | 1,775,400,145 | 1,367,735,889 | 1,838,458,399      | 1,477,237,583 | 321,577,622 | 39,643,194  |
| 街路        | 687,872,562    | 235,654,419   | 208,269,455   | 243,948,688   | -                  | -             | -           | -           |
| 都市計画      | 1,019,382,973  | 270,138,015   | 219,459,606   | 529,785,352   | 35,003,500         | 33,819,326    | 895,707     | 288,467     |
| 港湾        | 550,534,099    | 273,229,772   | 161,146,770   | 116,157,557   | 294,207,049        | 204,539,980   | 49,855,413  | 39,811,656  |
| 農林水産      | 1,794,051,886  | 922,801,712   | 583,279,031   | 287,971,143   | 383,399,464        | 321,107,977   | 42,793,228  | 19,498,259  |
| 住宅        | 762,955,069    | 307,442,580   | 193,670,183   | 261,842,306   | 119,874,840        | 119,874,840   | -           | -           |
| 環境衛生      | 980,169,905    | 237,788,382   | 52,509,734    | 689,871,789   | 83,448,565         | 83,448,565    | -           | -           |
| 厚生福祉      | 736,525,022    | 158,349,701   | 183,904,680   | 394,270,641   | 18,431,774         | 18,431,774    | -           | -           |
| 治山治水      | 2,723,081,799  | 1,343,711,758 | 1,178,468,982 | 200,901,059   | 1,045,594,830      | 835,134,424   | 187,015,501 | 23,444,905  |
| 海岸保全      | 127,845,751    | 63,636,319    | 59,377,972    | 4,831,460     | 35,914,444         | 30,233,148    | 5,255,171   | 426,125     |
| 文教施設      | 2,501,791,774  | 389,697,504   | 450,286,459   | 1,661,807,811 | 131,101,772        | 131,101,772   | -           | -           |
| 失業対策      | 17,693         | -             | 1,058         | 16,635        | -                  | -             | -           | -           |
| 災害復旧      | 703,236,985    | 377,971,607   | 168,061,089   | 157,204,289   | 170,478,831        | 123,752,050   | 45,800,437  | 926,344     |
| 官庁営繕      | 641,945,859    | 157,445,029   | 77,452,541    | 407,048,289   | 149,074,832        | 149,074,832   | -           | -           |
| 空港        | 197,158,048    | 170,768,278   | 23,579,093    | 2,810,677     | 172,503,112        | 165,078,789   | 7,424,323   | -           |
| 鉄道        | 206,498,330    | 205,393,902   | 664,153       | 440,275       | 206,498,330        | 205,393,902   | 664,153     | 440,275     |
| 一般その他     | 1,903,027,566  | 436,340,399   | 620,891,317   | 845,795,850   | 326,977,131        | 324,079,898   | 2,834,100   | 63,133      |
| 合計        | 21,149,734,839 | 8,020,872,861 | 5,956,422,268 | 7,172,439,710 | 5,010,966,873      | 4,222,308,860 | 664,115,655 | 124,542,358 |

I 一般事業目的別（うち東日本大震災復旧・復興分）

| 区分<br>事業名 | (1) 資金負担別投資実績 |             |           |         | (2) 投資主体別資金負担別投資実績 |             |        |      |
|-----------|---------------|-------------|-----------|---------|--------------------|-------------|--------|------|
|           | 総投資額          | 資金負担区分      |           |         | 投資額                | 国           |        |      |
|           |               | 国費          | 都道府県費     | 市町村費    |                    | 国費          | 都道府県費  | 市町村費 |
| 道路        | 3,070         | -           | 3,070     | -       | 3,070              | -           | 3,070  | -    |
| 街路        | -             | -           | -         | -       | -                  | -           | -      | -    |
| 都市計画      | -             | -           | -         | -       | -                  | -           | -      | -    |
| 港湾        | -             | -           | -         | -       | -                  | -           | -      | -    |
| 農林水産      | 1,598,065     | 1,598,065   | -         | -       | 1,598,065          | 1,598,065   | -      | -    |
| 住宅        | -             | -           | -         | -       | -                  | -           | -      | -    |
| 環境衛生      | -             | -           | -         | -       | -                  | -           | -      | -    |
| 厚生福祉      | 771,472       | 771,472     | -         | -       | 771,472            | 771,472     | -      | -    |
| 治山治水      | -             | -           | -         | -       | -                  | -           | -      | -    |
| 海岸保全      | -             | -           | -         | -       | -                  | -           | -      | -    |
| 文教施設      | -             | -           | -         | -       | -                  | -           | -      | -    |
| 失業対策      | -             | -           | -         | -       | -                  | -           | -      | -    |
| 災害復旧      | 10,133,448    | 8,163,488   | 1,071,408 | 898,552 | 1,916,083          | 1,898,419   | 17,664 | -    |
| 官庁営繕      | 11,654        | 11,654      | -         | -       | 11,654             | 11,654      | -      | -    |
| 空港        | -             | -           | -         | -       | -                  | -           | -      | -    |
| 鉄道        | -             | -           | -         | -       | -                  | -           | -      | -    |
| 一般その他     | 139,949,719   | 139,949,719 | -         | -       | 139,949,719        | 139,949,719 | -      | -    |
| 合計        | 152,467,428   | 150,494,398 | 1,074,478 | 898,552 | 144,250,063        | 144,229,329 | 20,734 | -    |

(単位：千円)

| (2) 投資主体別資金負担別投資実績 |               |               |             |               |               |             |               | 区 分   | 事業名 |
|--------------------|---------------|---------------|-------------|---------------|---------------|-------------|---------------|-------|-----|
| 口 都道府県             |               |               |             | ハ 市町村         |               |             |               |       |     |
| 投資額                | 資金負担区分        |               |             | 投資額           | 資金負担区分        |             |               |       |     |
|                    | 国 費           | 都道府県費         | 市町村費        |               | 国 費           | 都道府県費       | 市町村費          |       |     |
| 2,142,540,168      | 693,110,444   | 1,439,363,394 | 10,066,330  | 1,632,640,951 | 300,155,457   | 14,459,129  | 1,318,026,365 | 道 路   |     |
| 330,093,065        | 113,577,153   | 194,584,725   | 21,931,187  | 357,779,497   | 122,077,266   | 13,684,730  | 222,017,501   | 街 路   |     |
| 240,387,173        | 46,630,755    | 190,201,685   | 3,554,733   | 743,992,300   | 189,687,934   | 28,362,214  | 525,942,152   | 都市計画  |     |
| 164,835,102        | 48,892,947    | 110,782,401   | 5,159,754   | 91,491,948    | 19,796,845    | 508,956     | 71,186,147    | 港 湾   |     |
| 1,022,815,369      | 501,520,766   | 477,286,919   | 44,007,684  | 387,837,053   | 100,172,969   | 63,198,884  | 224,465,200   | 農林水産  |     |
| 267,475,329        | 72,628,469    | 189,925,356   | 4,921,504   | 375,604,900   | 114,939,271   | 3,744,827   | 256,920,802   | 住 宅   |     |
| 64,146,277         | 17,088,225    | 46,317,820    | 740,232     | 832,575,063   | 137,251,592   | 6,191,914   | 689,131,557   | 環境衛生  |     |
| 166,434,646        | 36,400,388    | 129,962,055   | 72,203      | 551,658,602   | 103,517,539   | 53,942,625  | 394,198,438   | 厚生福祉  |     |
| 1,489,208,094      | 494,978,742   | 979,321,376   | 14,907,976  | 188,278,875   | 13,598,592    | 12,132,105  | 162,548,178   | 治山治水  |     |
| 85,258,437         | 31,035,872    | 53,597,909    | 624,656     | 6,672,870     | 2,367,299     | 524,892     | 3,780,679     | 海岸保全  |     |
| 452,862,369        | 20,311,472    | 432,509,926   | 40,971      | 1,917,827,633 | 238,284,260   | 17,776,533  | 1,661,766,840 | 文教施設  |     |
| 1,058              | -             | 1,058         | -           | 16,635        | -             | -           | 16,635        | 失業対策  |     |
| 261,002,663        | 141,530,348   | 118,986,279   | 486,036     | 271,755,491   | 112,689,209   | 3,274,373   | 155,791,909   | 災害復旧  |     |
| 75,047,996         | 1,213,691     | 73,828,068    | 6,237       | 417,823,031   | 7,156,506     | 3,624,473   | 407,042,052   | 官庁営繕  |     |
| 21,461,935         | 5,377,234     | 16,083,531    | 1,170       | 3,193,001     | 312,255       | 71,239      | 2,809,507     | 空 港   |     |
| -                  | -             | -             | -           | -             | -             | -           | -             | 鉄 道   |     |
| 637,355,087        | 41,684,495    | 594,482,006   | 1,188,586   | 938,695,348   | 70,576,006    | 23,575,211  | 844,544,131   | 一般その他 |     |
| 7,420,924,768      | 2,265,981,001 | 5,047,234,508 | 107,709,259 | 8,717,843,198 | 1,532,583,000 | 245,072,105 | 6,940,188,093 | 合 計   |     |

(単位：千円)

| (2) 投資主体別資金負担別投資実績 |           |           |      |           |         |       |         | 区 分  | 事業名   |
|--------------------|-----------|-----------|------|-----------|---------|-------|---------|------|-------|
| 口 都道府県             |           |           |      | ハ 市町村     |         |       |         |      |       |
| 投資額                | 資金負担区分    |           |      | 投資額       | 資金負担区分  |       |         |      |       |
|                    | 国 費       | 都道府県費     | 市町村費 |           | 国 費     | 都道府県費 | 市町村費    |      |       |
| -                  | -         | -         | -    | -         | -       | -     | -       | -    | 道 路   |
| -                  | -         | -         | -    | -         | -       | -     | -       | -    | 街 路   |
| -                  | -         | -         | -    | -         | -       | -     | -       | -    | 都市計画  |
| -                  | -         | -         | -    | -         | -       | -     | -       | -    | 港 湾   |
| -                  | -         | -         | -    | -         | -       | -     | -       | -    | 農林水産  |
| -                  | -         | -         | -    | -         | -       | -     | -       | -    | 住 宅   |
| -                  | -         | -         | -    | -         | -       | -     | -       | -    | 環境衛生  |
| -                  | -         | -         | -    | -         | -       | -     | -       | -    | 厚生福祉  |
| -                  | -         | -         | -    | -         | -       | -     | -       | -    | 治山治水  |
| -                  | -         | -         | -    | -         | -       | -     | -       | -    | 海岸保全  |
| -                  | -         | -         | -    | -         | -       | -     | -       | -    | 文教施設  |
| -                  | -         | -         | -    | -         | -       | -     | -       | -    | 失業対策  |
| 6,404,246          | 5,352,283 | 1,051,963 | -    | 1,813,119 | 912,786 | 1,781 | 898,552 | 災害復旧 |       |
| -                  | -         | -         | -    | -         | -       | -     | -       | -    | 官庁営繕  |
| -                  | -         | -         | -    | -         | -       | -     | -       | -    | 空 港   |
| -                  | -         | -         | -    | -         | -       | -     | -       | -    | 鉄 道   |
| -                  | -         | -         | -    | -         | -       | -     | -       | -    | 一般その他 |
| 6,404,246          | 5,352,283 | 1,051,963 | -    | 1,813,119 | 912,786 | 1,781 | 898,552 | 合 計  |       |

# 1. 道路

| 区分<br>都道府県名 | (1) 資金負担別投資実績 |               |               |               | (2) 投資主体別資金負担別投資実績 |               |             |            |
|-------------|---------------|---------------|---------------|---------------|--------------------|---------------|-------------|------------|
|             | 総投資額          | 資金負担区分        |               |               | 投資額                | 国             |             |            |
|             |               | 国費            | 都道府県費         | 市町村費          |                    | 国費            | 都道府県費       | 市町村費       |
|             |               |               |               |               |                    |               |             |            |
| 北海道         | 520,851,623   | 269,170,844   | 99,147,628    | 152,533,151   | 237,561,169        | 213,988,051   | 22,375,814  | 1,197,304  |
| 青森県         | 92,407,670    | 33,797,676    | 33,851,964    | 24,758,030    | 16,275,101         | 13,908,886    | 2,298,227   | 67,988     |
| 岩手県         | 84,052,947    | 37,567,300    | 24,472,868    | 22,012,779    | 25,433,583         | 21,668,495    | 3,583,553   | 181,535    |
| 宮城県         | 103,555,712   | 38,440,143    | 24,245,797    | 40,869,772    | 23,630,498         | 19,661,726    | 2,565,458   | 1,403,314  |
| 秋田県         | 100,275,908   | 49,375,818    | 31,418,902    | 19,481,188    | 37,367,685         | 31,359,280    | 5,921,041   | 87,364     |
| 山形県         | 119,353,480   | 64,005,998    | 34,946,303    | 20,401,179    | 53,999,331         | 44,719,588    | 9,204,390   | 75,353     |
| 福島県         | 144,446,912   | 47,427,367    | 69,023,220    | 27,996,325    | 32,288,744         | 25,034,000    | 7,186,581   | 68,163     |
| 茨城県         | 150,852,100   | 71,023,003    | 48,640,668    | 31,188,429    | 56,164,702         | 42,373,400    | 13,685,916  | 105,386    |
| 栃木県         | 87,861,715    | 33,183,321    | 37,058,081    | 17,620,313    | 7,585,230          | 5,967,480     | 1,610,725   | 7,025      |
| 群馬県         | 90,451,990    | 36,753,939    | 34,612,525    | 19,085,526    | 14,549,337         | 11,054,888    | 3,487,588   | 6,861      |
| 埼玉県         | 146,679,501   | 39,449,605    | 54,625,177    | 52,604,719    | 32,194,623         | 23,703,561    | 6,436,582   | 2,054,480  |
| 千葉県         | 136,188,744   | 43,781,489    | 44,555,232    | 47,852,023    | 33,555,548         | 24,670,179    | 7,865,530   | 1,019,839  |
| 東京都         | 317,581,397   | 75,985,186    | 156,401,390   | 85,194,821    | 89,186,893         | 68,924,368    | 18,533,627  | 1,728,898  |
| 神奈川県        | 154,629,594   | 58,641,833    | 31,152,370    | 64,835,391    | 59,162,173         | 42,775,149    | 9,511,553   | 6,875,471  |
| 新潟県         | 195,097,621   | 83,418,760    | 51,261,530    | 60,417,331    | 64,270,897         | 51,955,027    | 9,980,861   | 2,335,009  |
| 富山県         | 68,304,932    | 28,816,832    | 25,889,999    | 13,598,101    | 19,919,223         | 15,265,820    | 4,605,536   | 47,867     |
| 石川県         | 72,914,635    | 28,452,714    | 31,286,569    | 13,175,352    | 18,114,426         | 13,622,774    | 4,478,984   | 12,668     |
| 福井県         | 87,354,499    | 47,903,186    | 27,054,846    | 12,396,467    | 44,107,794         | 34,540,779    | 9,516,353   | 50,662     |
| 山梨県         | 66,173,237    | 29,710,887    | 27,990,134    | 8,472,216     | 14,285,244         | 11,687,224    | 2,578,069   | 19,951     |
| 長野県         | 155,959,832   | 67,142,349    | 52,506,921    | 36,310,562    | 38,614,405         | 29,813,640    | 8,763,961   | 36,804     |
| 岐阜県         | 147,273,864   | 71,389,921    | 48,191,093    | 27,692,850    | 65,988,737         | 49,794,334    | 16,060,793  | 133,610    |
| 静岡県         | 151,080,143   | 61,038,042    | 36,264,468    | 53,777,633    | 41,982,400         | 32,780,342    | 4,977,648   | 4,224,410  |
| 愛知県         | 219,828,221   | 78,935,082    | 71,925,964    | 68,967,175    | 63,921,707         | 46,611,280    | 14,003,957  | 3,306,470  |
| 三重県         | 120,499,162   | 62,192,936    | 39,490,974    | 18,815,252    | 63,069,465         | 46,176,005    | 16,730,808  | 162,652    |
| 滋賀県         | 75,902,577    | 34,841,620    | 31,089,050    | 9,971,907     | 20,797,406         | 15,503,685    | 5,236,444   | 57,277     |
| 京都府         | 76,503,355    | 32,631,462    | 25,424,829    | 18,447,064    | 20,146,832         | 15,488,763    | 3,616,558   | 1,041,511  |
| 大阪府         | 102,050,108   | 26,847,090    | 27,606,049    | 47,596,969    | 15,058,826         | 12,839,987    | 1,060,911   | 1,157,928  |
| 兵庫県         | 161,628,329   | 68,184,605    | 52,508,268    | 40,935,456    | 44,710,187         | 34,147,505    | 7,335,208   | 3,227,474  |
| 奈良県         | 64,394,832    | 31,804,781    | 23,252,603    | 9,337,448     | 23,278,787         | 18,472,694    | 4,737,723   | 68,370     |
| 和歌山県        | 114,399,101   | 69,976,423    | 34,731,270    | 9,691,408     | 52,440,466         | 42,055,151    | 10,251,440  | 133,875    |
| 鳥取県         | 55,076,630    | 32,464,359    | 16,415,308    | 6,196,963     | 21,947,605         | 18,860,569    | 2,943,237   | 143,799    |
| 島根県         | 95,278,337    | 60,113,549    | 25,361,933    | 9,802,855     | 46,834,764         | 39,961,865    | 6,750,929   | 121,970    |
| 岡山県         | 95,432,624    | 36,726,402    | 27,591,846    | 31,114,376    | 31,160,476         | 23,316,415    | 5,480,440   | 2,363,621  |
| 広島県         | 134,840,081   | 59,513,926    | 35,872,744    | 39,453,411    | 43,074,588         | 35,436,011    | 5,907,489   | 1,731,088  |
| 山口県         | 65,411,932    | 31,156,611    | 24,205,321    | 10,050,000    | 24,487,709         | 18,698,220    | 5,719,712   | 69,777     |
| 徳島県         | 69,084,254    | 40,866,904    | 19,131,193    | 9,086,157     | 31,218,019         | 27,737,464    | 3,473,105   | 7,450      |
| 香川県         | 44,031,215    | 16,983,649    | 18,458,164    | 8,589,402     | 9,125,403          | 7,158,086     | 1,960,816   | 6,501      |
| 愛媛県         | 74,013,399    | 38,229,003    | 24,722,106    | 11,062,290    | 29,624,881         | 23,422,093    | 6,174,749   | 28,039     |
| 高知県         | 85,672,889    | 53,158,633    | 23,170,872    | 9,343,384     | 34,239,320         | 29,145,417    | 5,051,891   | 42,012     |
| 福岡県         | 153,225,849   | 59,590,207    | 46,608,292    | 47,027,350    | 35,266,679         | 26,308,717    | 6,161,002   | 2,796,960  |
| 佐賀県         | 49,820,902    | 21,681,281    | 20,119,037    | 8,020,584     | 13,886,138         | 11,263,353    | 2,566,430   | 56,355     |
| 長崎県         | 93,188,652    | 46,762,747    | 29,410,735    | 17,015,170    | 23,330,581         | 18,662,047    | 4,667,579   | 955        |
| 熊本県         | 115,815,678   | 55,128,471    | 31,147,218    | 29,539,989    | 38,603,778         | 29,444,970    | 8,314,797   | 844,011    |
| 大分県         | 83,145,170    | 37,831,664    | 32,482,805    | 12,830,701    | 17,223,373         | 13,835,851    | 3,386,070   | 1,452      |
| 宮崎県         | 79,474,578    | 41,403,404    | 25,925,045    | 12,146,129    | 29,191,877         | 24,150,999    | 5,037,760   | 3,118      |
| 鹿児島県        | 119,500,131   | 60,340,568    | 36,088,337    | 23,071,226    | 42,514,749         | 33,975,269    | 8,352,780   | 186,700    |
| 沖縄県         | 72,073,456    | 56,661,894    | 8,062,497     | 7,349,065     | 37,067,040         | 35,296,176    | 1,426,997   | 343,867    |
| 合計          | 5,613,639,518 | 2,470,503,484 | 1,775,400,145 | 1,367,735,889 | 1,838,458,399      | 1,477,237,583 | 321,577,622 | 39,643,194 |

(単位：千円)

| (2) 投資主体別資金負担別投資実績 |             |               |            |               |             |            |               | 区 分  |
|--------------------|-------------|---------------|------------|---------------|-------------|------------|---------------|------|
| 口 都道府県             |             |               |            | ハ 市町村         |             |            |               |      |
| 投資額                | 資金負担区分      |               |            | 投資額           | 資金負担区分      |            |               |      |
|                    | 国 費         | 都道府県費         | 市町村費       |               | 国 費         | 都道府県費      | 市町村費          |      |
| 112,517,361        | 36,011,969  | 76,498,311    | 7,081      | 170,773,093   | 19,170,824  | 273,503    | 151,328,766   | 北海道  |
| 46,962,432         | 15,408,695  | 31,553,737    | -          | 29,170,137    | 4,480,095   | -          | 24,690,042    | 青森県  |
| 30,035,676         | 9,228,662   | 20,807,014    | -          | 28,583,688    | 6,670,143   | 82,301     | 21,831,244    | 岩手県  |
| 31,286,451         | 7,413,832   | 21,647,971    | 2,224,648  | 48,638,763    | 11,364,585  | 32,368     | 37,241,810    | 宮城県  |
| 38,822,190         | 13,327,549  | 25,494,641    | -          | 24,086,033    | 4,688,989   | 3,220      | 19,393,824    | 秋田県  |
| 40,621,955         | 14,795,548  | 25,734,817    | 91,590     | 24,732,194    | 4,490,862   | 7,096      | 20,234,236    | 山形県  |
| 77,520,225         | 15,621,974  | 61,834,121    | 64,130     | 34,637,943    | 6,771,393   | 2,518      | 27,864,032    | 福島県  |
| 56,363,447         | 21,410,375  | 34,902,637    | 50,435     | 38,323,951    | 7,239,228   | 52,115     | 31,032,608    | 茨城県  |
| 57,355,027         | 21,828,907  | 35,410,491    | 115,629    | 22,921,458    | 5,386,934   | 36,865     | 17,497,659    | 栃木県  |
| 52,693,041         | 21,385,243  | 31,068,650    | 239,148    | 23,209,612    | 4,313,808   | 56,287     | 18,839,517    | 群馬県  |
| 57,534,445         | 9,945,589   | 47,467,058    | 121,798    | 56,950,433    | 5,800,455   | 721,537    | 50,428,441    | 埼玉県  |
| 49,896,696         | 12,953,202  | 36,516,191    | 427,303    | 52,736,500    | 6,158,108   | 173,511    | 46,404,881    | 千葉県  |
| 134,899,205        | 3,470,777   | 130,788,229   | 640,199    | 93,495,299    | 3,590,041   | 7,079,534  | 82,825,724    | 東京都  |
| 24,782,045         | 3,548,393   | 21,233,652    | -          | 70,685,376    | 12,318,291  | 407,165    | 57,959,920    | 神奈川県 |
| 58,096,865         | 17,018,792  | 40,857,376    | 220,697    | 72,729,859    | 14,444,941  | 423,293    | 57,861,625    | 新潟県  |
| 30,244,238         | 8,849,206   | 21,273,843    | 121,189    | 18,141,471    | 4,701,806   | 10,620     | 13,429,045    | 富山県  |
| 36,883,443         | 9,950,187   | 26,807,349    | 125,907    | 17,916,766    | 4,879,753   | 236        | 13,036,777    | 石川県  |
| 28,329,759         | 10,774,347  | 17,332,638    | 222,774    | 14,916,946    | 2,588,060   | 205,855    | 12,123,031    | 福井県  |
| 41,027,437         | 15,761,866  | 25,175,995    | 89,576     | 10,860,556    | 2,261,797   | 236,070    | 8,362,689     | 山梨県  |
| 73,176,363         | 29,073,023  | 43,670,902    | 432,438    | 44,169,064    | 8,255,686   | 72,058     | 35,841,320    | 長野県  |
| 46,596,283         | 14,305,932  | 31,992,419    | 297,932    | 34,688,844    | 7,289,655   | 137,881    | 27,261,308    | 岐阜県  |
| 44,053,541         | 13,496,600  | 30,492,512    | 64,429     | 65,044,202    | 14,761,100  | 794,308    | 49,488,794    | 静岡県  |
| 82,306,240         | 24,949,588  | 56,964,444    | 392,208    | 73,600,274    | 7,374,214   | 957,563    | 65,268,497    | 愛知県  |
| 34,200,683         | 11,235,805  | 22,740,693    | 224,185    | 23,229,014    | 4,781,126   | 19,473     | 18,428,415    | 三重県  |
| 41,605,171         | 15,813,898  | 25,740,375    | 50,898     | 13,500,000    | 3,524,037   | 112,231    | 9,863,732     | 滋賀県  |
| 33,770,824         | 11,978,165  | 21,748,633    | 44,026     | 22,585,699    | 5,164,534   | 59,638     | 17,361,527    | 京都府  |
| 32,885,280         | 6,246,501   | 25,964,991    | 673,788    | 54,106,002    | 7,760,602   | 580,147    | 45,765,253    | 大阪府  |
| 69,657,851         | 24,452,163  | 45,164,323    | 41,365     | 47,260,291    | 9,584,937   | 8,737      | 37,666,617    | 兵庫県  |
| 29,184,743         | 10,631,780  | 18,476,724    | 76,239     | 11,931,302    | 2,700,307   | 38,156     | 9,192,839     | 奈良県  |
| 47,980,737         | 23,539,419  | 24,441,318    | -          | 13,977,898    | 4,381,853   | 38,512     | 9,557,533     | 和歌山県 |
| 25,074,238         | 11,484,761  | 13,462,027    | 127,450    | 8,054,787     | 2,119,029   | 10,044     | 5,925,714     | 鳥取県  |
| 33,913,655         | 15,286,167  | 18,563,135    | 64,353     | 14,529,918    | 4,865,517   | 47,869     | 9,616,532     | 島根県  |
| 29,460,422         | 6,498,662   | 22,111,406    | 850,354    | 34,811,726    | 6,911,325   | -          | 27,900,401    | 岡山県  |
| 43,605,711         | 13,735,117  | 29,561,191    | 309,403    | 48,159,782    | 10,342,798  | 404,064    | 37,412,920    | 広島県  |
| 27,661,425         | 9,096,250   | 18,474,324    | 90,851     | 13,262,798    | 3,362,141   | 11,285     | 9,889,372     | 山口県  |
| 26,147,058         | 10,717,958  | 15,382,565    | 46,535     | 11,719,177    | 2,411,482   | 275,523    | 9,032,172     | 徳島県  |
| 24,891,890         | 8,272,048   | 16,378,337    | 241,505    | 10,013,922    | 1,553,515   | 119,011    | 8,341,396     | 香川県  |
| 29,187,760         | 10,550,115  | 18,442,515    | 195,130    | 15,200,758    | 4,256,795   | 104,842    | 10,839,121    | 愛媛県  |
| 36,415,570         | 18,367,182  | 17,923,497    | 124,891    | 15,017,999    | 5,646,034   | 195,484    | 9,176,481     | 高知県  |
| 63,259,154         | 22,845,458  | 40,386,904    | 26,792     | 54,700,016    | 10,436,032  | 60,386     | 44,203,598    | 福岡県  |
| 25,228,494         | 7,655,643   | 17,455,975    | 116,876    | 10,706,270    | 2,762,285   | 96,632     | 7,847,353     | 佐賀県  |
| 47,167,921         | 22,225,647  | 24,743,156    | 199,118    | 22,690,150    | 5,875,053   | -          | 16,815,097    | 長崎県  |
| 37,791,116         | 14,963,095  | 22,828,021    | -          | 39,420,784    | 10,720,406  | 4,400      | 28,695,978    | 熊本県  |
| 49,229,688         | 19,700,977  | 29,068,013    | 460,698    | 16,692,109    | 4,294,836   | 28,722     | 12,368,551    | 大分県  |
| 34,597,376         | 13,729,908  | 20,833,129    | 34,339     | 15,685,325    | 3,522,497   | 54,156     | 12,108,672    | 宮崎県  |
| 46,183,588         | 18,424,683  | 27,640,482    | 118,423    | 30,801,794    | 7,940,616   | 95,075     | 22,766,103    | 鹿児島県 |
| 21,435,448         | 15,128,786  | 6,306,662     | -          | 13,570,968    | 6,236,932   | 328,838    | 7,005,198     | 沖縄県  |
| 2,142,540,168      | 693,110,444 | 1,439,363,394 | 10,066,330 | 1,632,640,951 | 300,155,457 | 14,459,129 | 1,318,026,365 | 合 計  |

## (1) 国県道

| 区分<br>都道府県名 | (1) 資金負担別投資実績 |               |               |            | (2) 投資主体別資金負担別投資実績 |               |             |            |
|-------------|---------------|---------------|---------------|------------|--------------------|---------------|-------------|------------|
|             | 総投資額          | 資金負担区分        |               |            | 投資額                | 国             |             |            |
|             |               | 国費            | 都道府県費         | 市町村費       |                    | 国費            | 都道府県費       | 市町村費       |
| 北海道         | 350,078,530   | 250,000,020   | 98,874,125    | 1,204,385  | 237,561,169        | 213,988,051   | 22,375,814  | 1,197,304  |
| 青森県         | 63,237,533    | 29,317,581    | 33,851,964    | 67,988     | 16,275,101         | 13,908,886    | 2,298,227   | 67,988     |
| 岩手県         | 55,469,259    | 30,897,157    | 24,390,567    | 181,535    | 25,433,583         | 21,668,495    | 3,583,553   | 181,535    |
| 宮城県         | 54,916,949    | 27,075,558    | 24,213,429    | 3,627,962  | 23,630,498         | 19,661,726    | 2,565,458   | 1,403,314  |
| 秋田県         | 76,189,875    | 44,686,829    | 31,415,682    | 87,364     | 37,367,685         | 31,359,280    | 5,921,041   | 87,364     |
| 山形県         | 94,621,286    | 59,515,136    | 34,939,207    | 166,943    | 53,999,331         | 44,719,588    | 9,204,390   | 75,353     |
| 福島県         | 109,808,969   | 40,655,974    | 69,020,702    | 132,293    | 32,288,744         | 25,034,000    | 7,186,581   | 68,163     |
| 茨城県         | 112,528,149   | 63,783,775    | 48,588,553    | 155,821    | 56,164,702         | 42,373,400    | 13,685,916  | 105,386    |
| 栃木県         | 64,940,257    | 27,796,387    | 37,021,216    | 122,654    | 7,585,230          | 5,967,480     | 1,610,725   | 7,025      |
| 群馬県         | 67,242,378    | 32,440,131    | 34,556,238    | 246,009    | 14,549,337         | 11,054,888    | 3,487,588   | 6,861      |
| 埼玉県         | 89,729,068    | 33,649,150    | 53,903,640    | 2,176,278  | 32,194,623         | 23,703,561    | 6,436,582   | 2,054,480  |
| 千葉県         | 83,452,244    | 37,623,381    | 44,381,721    | 1,447,142  | 33,555,548         | 24,670,179    | 7,865,530   | 1,019,839  |
| 東京都         | 224,086,098   | 72,395,145    | 149,321,856   | 2,369,097  | 89,186,893         | 68,924,368    | 18,533,627  | 1,728,898  |
| 神奈川県        | 83,944,218    | 46,323,542    | 30,745,205    | 6,875,471  | 59,162,173         | 42,775,149    | 9,511,553   | 6,875,471  |
| 新潟県         | 122,367,762   | 68,973,819    | 50,838,237    | 2,555,706  | 64,270,897         | 51,955,027    | 9,980,861   | 2,335,009  |
| 富山県         | 50,163,461    | 24,115,026    | 25,879,379    | 169,056    | 19,919,223         | 15,265,820    | 4,605,536   | 47,867     |
| 石川県         | 54,997,869    | 23,572,961    | 31,286,333    | 138,575    | 18,114,426         | 13,622,774    | 4,478,984   | 12,668     |
| 福井県         | 72,437,553    | 45,315,126    | 26,848,991    | 273,436    | 44,107,794         | 34,540,779    | 9,516,353   | 50,662     |
| 山梨県         | 55,312,681    | 27,449,090    | 27,754,064    | 109,527    | 14,285,244         | 11,687,224    | 2,578,069   | 19,951     |
| 長野県         | 111,790,768   | 58,886,663    | 52,434,863    | 469,242    | 38,614,405         | 29,813,640    | 8,763,961   | 36,804     |
| 岐阜県         | 112,585,020   | 64,100,266    | 48,053,212    | 431,542    | 65,988,737         | 49,794,334    | 16,060,793  | 133,610    |
| 静岡県         | 86,035,941    | 46,276,942    | 35,470,160    | 4,288,839  | 41,982,400         | 32,780,342    | 4,977,648   | 4,224,410  |
| 愛知県         | 146,227,947   | 71,560,868    | 70,968,401    | 3,698,678  | 63,921,707         | 46,611,280    | 14,003,957  | 3,306,470  |
| 三重県         | 97,270,148    | 57,411,810    | 39,471,501    | 386,837    | 63,069,465         | 46,176,005    | 16,730,808  | 162,652    |
| 滋賀県         | 62,402,577    | 31,317,583    | 30,976,819    | 108,175    | 20,797,406         | 15,503,685    | 5,236,444   | 57,277     |
| 京都府         | 53,917,656    | 27,466,928    | 25,365,191    | 1,085,537  | 20,146,832         | 15,488,763    | 3,616,558   | 1,041,511  |
| 大阪府         | 47,944,106    | 19,086,488    | 27,025,902    | 1,831,716  | 15,058,826         | 12,839,987    | 1,060,911   | 1,157,928  |
| 兵庫県         | 114,368,038   | 58,599,668    | 52,499,531    | 3,268,839  | 44,710,187         | 34,147,505    | 7,335,208   | 3,227,474  |
| 奈良県         | 52,463,530    | 29,104,474    | 23,214,447    | 144,609    | 23,278,787         | 18,472,694    | 4,737,723   | 68,370     |
| 和歌山県        | 100,421,203   | 65,594,570    | 34,692,758    | 133,875    | 52,440,466         | 42,055,151    | 10,251,440  | 133,875    |
| 鳥取県         | 47,021,843    | 30,345,330    | 16,405,264    | 271,249    | 21,947,605         | 18,860,569    | 2,943,237   | 143,799    |
| 島根県         | 80,748,419    | 55,248,032    | 25,314,064    | 186,323    | 46,834,764         | 39,961,865    | 6,750,929   | 121,970    |
| 岡山県         | 60,620,898    | 29,815,077    | 27,591,846    | 3,213,975  | 31,160,476         | 23,316,415    | 5,480,440   | 2,363,621  |
| 広島県         | 86,680,299    | 49,171,128    | 35,468,680    | 2,040,491  | 43,074,588         | 35,436,011    | 5,907,489   | 1,731,088  |
| 山口県         | 52,149,134    | 27,794,470    | 24,194,036    | 160,628    | 24,487,709         | 18,698,220    | 5,719,712   | 69,777     |
| 徳島県         | 57,365,077    | 38,455,422    | 18,855,670    | 53,985     | 31,218,019         | 27,737,464    | 3,473,105   | 7,450      |
| 香川県         | 34,017,293    | 15,430,134    | 18,339,153    | 248,006    | 9,125,403          | 7,158,086     | 1,960,816   | 6,501      |
| 愛媛県         | 58,812,641    | 33,972,208    | 24,617,264    | 223,169    | 29,624,881         | 23,422,093    | 6,174,749   | 28,039     |
| 高知県         | 70,654,890    | 47,512,599    | 22,975,388    | 166,903    | 34,239,320         | 29,145,417    | 5,051,891   | 42,012     |
| 福岡県         | 98,525,833    | 49,154,175    | 46,547,906    | 2,823,752  | 35,266,679         | 26,308,717    | 6,161,002   | 2,796,960  |
| 佐賀県         | 39,114,632    | 18,918,996    | 20,022,405    | 173,231    | 13,886,138         | 11,263,353    | 2,566,430   | 56,355     |
| 長崎県         | 70,498,502    | 40,887,694    | 29,410,735    | 200,073    | 23,330,581         | 18,662,047    | 4,667,579   | 955        |
| 熊本県         | 76,394,894    | 44,408,065    | 31,142,818    | 844,011    | 38,603,778         | 29,444,970    | 8,314,797   | 844,011    |
| 大分県         | 66,453,061    | 33,536,828    | 32,454,083    | 462,150    | 17,223,373         | 13,835,851    | 3,386,070   | 1,452      |
| 宮崎県         | 63,789,253    | 37,880,907    | 25,870,889    | 37,457     | 29,191,877         | 24,150,999    | 5,037,760   | 3,118      |
| 鹿児島県        | 88,698,337    | 52,399,952    | 35,993,262    | 305,123    | 42,514,749         | 33,975,269    | 8,352,780   | 186,700    |
| 沖縄県         | 58,502,488    | 50,424,962    | 7,733,659     | 343,867    | 37,067,040         | 35,296,176    | 1,426,997   | 343,867    |
| 合計          | 3,980,998,567 | 2,170,348,027 | 1,760,941,016 | 49,709,524 | 1,838,458,399      | 1,477,237,583 | 321,577,622 | 39,643,194 |

(単位：千円)

| (2) 投資主体別資金負担別投資実績 |             |               |            |       |        |       |      | 区 分  |
|--------------------|-------------|---------------|------------|-------|--------|-------|------|------|
| 口 都道府県             |             |               |            | ハ 市町村 |        |       |      |      |
| 投資額                | 資金負担区分      |               |            | 投資額   | 資金負担区分 |       |      |      |
|                    | 国 費         | 都道府県費         | 市町村費       |       | 国 費    | 都道府県費 | 市町村費 |      |
| 112,517,361        | 36,011,969  | 76,498,311    | 7,081      | -     | -      | -     | -    | 北海道  |
| 46,962,432         | 15,408,695  | 31,553,737    | -          | -     | -      | -     | -    | 青森県  |
| 30,035,676         | 9,228,662   | 20,807,014    | -          | -     | -      | -     | -    | 岩手県  |
| 31,286,451         | 7,413,832   | 21,647,971    | 2,224,648  | -     | -      | -     | -    | 宮城県  |
| 38,822,190         | 13,327,549  | 25,494,641    | -          | -     | -      | -     | -    | 秋田県  |
| 40,621,955         | 14,795,548  | 25,734,817    | 91,590     | -     | -      | -     | -    | 山形県  |
| 77,520,225         | 15,621,974  | 61,834,121    | 64,130     | -     | -      | -     | -    | 福島県  |
| 56,363,447         | 21,410,375  | 34,902,637    | 50,435     | -     | -      | -     | -    | 茨城県  |
| 57,355,027         | 21,828,907  | 35,410,491    | 115,629    | -     | -      | -     | -    | 栃木県  |
| 52,693,041         | 21,385,243  | 31,068,650    | 239,148    | -     | -      | -     | -    | 群馬県  |
| 57,534,445         | 9,945,589   | 47,467,058    | 121,798    | -     | -      | -     | -    | 埼玉県  |
| 49,896,696         | 12,953,202  | 36,516,191    | 427,303    | -     | -      | -     | -    | 千葉県  |
| 134,899,205        | 3,470,777   | 130,788,229   | 640,199    | -     | -      | -     | -    | 東京都  |
| 24,782,045         | 3,548,393   | 21,233,652    | -          | -     | -      | -     | -    | 神奈川県 |
| 58,096,865         | 17,018,792  | 40,857,376    | 220,697    | -     | -      | -     | -    | 新潟県  |
| 30,244,238         | 8,849,206   | 21,273,843    | 121,189    | -     | -      | -     | -    | 富山県  |
| 36,883,443         | 9,950,187   | 26,807,349    | 125,907    | -     | -      | -     | -    | 石川県  |
| 28,329,759         | 10,774,347  | 17,332,638    | 222,774    | -     | -      | -     | -    | 福井県  |
| 41,027,437         | 15,761,866  | 25,175,995    | 89,576     | -     | -      | -     | -    | 山梨県  |
| 73,176,363         | 29,073,023  | 43,670,902    | 432,438    | -     | -      | -     | -    | 長野県  |
| 46,596,283         | 14,305,932  | 31,992,419    | 297,932    | -     | -      | -     | -    | 岐阜県  |
| 44,053,541         | 13,496,600  | 30,492,512    | 64,429     | -     | -      | -     | -    | 静岡県  |
| 82,306,240         | 24,949,588  | 56,964,444    | 392,208    | -     | -      | -     | -    | 愛知県  |
| 34,200,683         | 11,235,805  | 22,740,693    | 224,185    | -     | -      | -     | -    | 三重県  |
| 41,605,171         | 15,813,898  | 25,740,375    | 50,898     | -     | -      | -     | -    | 滋賀県  |
| 33,770,824         | 11,978,165  | 21,748,633    | 44,026     | -     | -      | -     | -    | 京都府  |
| 32,885,280         | 6,246,501   | 25,964,991    | 673,788    | -     | -      | -     | -    | 大阪府  |
| 69,657,851         | 24,452,163  | 45,164,323    | 41,365     | -     | -      | -     | -    | 兵庫県  |
| 29,184,743         | 10,631,780  | 18,476,724    | 76,239     | -     | -      | -     | -    | 奈良県  |
| 47,980,737         | 23,539,419  | 24,441,318    | -          | -     | -      | -     | -    | 和歌山県 |
| 25,074,238         | 11,484,761  | 13,462,027    | 127,450    | -     | -      | -     | -    | 鳥取県  |
| 33,913,655         | 15,286,167  | 18,563,135    | 64,353     | -     | -      | -     | -    | 島根県  |
| 29,460,422         | 6,498,662   | 22,111,406    | 850,354    | -     | -      | -     | -    | 岡山県  |
| 43,605,711         | 13,735,117  | 29,561,191    | 309,403    | -     | -      | -     | -    | 広島県  |
| 27,661,425         | 9,096,250   | 18,474,324    | 90,851     | -     | -      | -     | -    | 山口県  |
| 26,147,058         | 10,717,958  | 15,382,565    | 46,535     | -     | -      | -     | -    | 徳島県  |
| 24,891,890         | 8,272,048   | 16,378,337    | 241,505    | -     | -      | -     | -    | 香川県  |
| 29,187,760         | 10,550,115  | 18,442,515    | 195,130    | -     | -      | -     | -    | 愛媛県  |
| 36,415,570         | 18,367,182  | 17,923,497    | 124,891    | -     | -      | -     | -    | 高知県  |
| 63,259,154         | 22,845,458  | 40,386,904    | 26,792     | -     | -      | -     | -    | 福岡県  |
| 25,228,494         | 7,655,643   | 17,455,975    | 116,876    | -     | -      | -     | -    | 佐賀県  |
| 47,167,921         | 22,225,647  | 24,743,156    | 199,118    | -     | -      | -     | -    | 長崎県  |
| 37,791,116         | 14,963,095  | 22,828,021    | -          | -     | -      | -     | -    | 熊本県  |
| 49,229,688         | 19,700,977  | 29,068,013    | 460,698    | -     | -      | -     | -    | 大分県  |
| 34,597,376         | 13,729,908  | 20,833,129    | 34,339     | -     | -      | -     | -    | 宮崎県  |
| 46,183,588         | 18,424,683  | 27,640,482    | 118,423    | -     | -      | -     | -    | 鹿児島県 |
| 21,435,448         | 15,128,786  | 6,306,662     | -          | -     | -      | -     | -    | 沖縄県  |
| 2,142,540,168      | 693,110,444 | 1,439,363,394 | 10,066,330 | -     | -      | -     | -    | 合 計  |

## (2) 市町村道

| 区分<br>都道府県名 | (1) 資金負担別投資実績 |             |            |               | (2) 投資主体別資金負担別投資実績 |        |       |      |
|-------------|---------------|-------------|------------|---------------|--------------------|--------|-------|------|
|             | 総投資額          | 資金負担区分      |            |               | 投資額                | 資金負担区分 |       |      |
|             |               | 国費          | 都道府県費      | 市町村費          |                    | 国費     | 都道府県費 | 市町村費 |
| 北海道         | 170,773,093   | 19,170,824  | 273,503    | 151,328,766   | -                  | -      | -     | -    |
| 青森県         | 29,170,137    | 4,480,095   | -          | 24,690,042    | -                  | -      | -     | -    |
| 岩手県         | 28,583,688    | 6,670,143   | 82,301     | 21,831,244    | -                  | -      | -     | -    |
| 宮城県         | 48,638,763    | 11,364,585  | 32,368     | 37,241,810    | -                  | -      | -     | -    |
| 秋田県         | 24,086,033    | 4,688,989   | 3,220      | 19,393,824    | -                  | -      | -     | -    |
| 山形県         | 24,732,194    | 4,490,862   | 7,096      | 20,234,236    | -                  | -      | -     | -    |
| 福島県         | 34,637,943    | 6,771,393   | 2,518      | 27,864,032    | -                  | -      | -     | -    |
| 茨城県         | 38,323,951    | 7,239,228   | 52,115     | 31,032,608    | -                  | -      | -     | -    |
| 栃木県         | 22,921,458    | 5,386,934   | 36,865     | 17,497,659    | -                  | -      | -     | -    |
| 群馬県         | 23,209,612    | 4,313,808   | 56,287     | 18,839,517    | -                  | -      | -     | -    |
| 埼玉県         | 56,950,433    | 5,800,455   | 721,537    | 50,428,441    | -                  | -      | -     | -    |
| 千葉県         | 52,736,500    | 6,158,108   | 173,511    | 46,404,881    | -                  | -      | -     | -    |
| 東京都         | 93,495,299    | 3,590,041   | 7,079,534  | 82,825,724    | -                  | -      | -     | -    |
| 神奈川県        | 70,685,376    | 12,318,291  | 407,165    | 57,959,920    | -                  | -      | -     | -    |
| 新潟県         | 72,729,859    | 14,444,941  | 423,293    | 57,861,625    | -                  | -      | -     | -    |
| 富山県         | 18,141,471    | 4,701,806   | 10,620     | 13,429,045    | -                  | -      | -     | -    |
| 石川県         | 17,916,766    | 4,879,753   | 236        | 13,036,777    | -                  | -      | -     | -    |
| 福井県         | 14,916,946    | 2,588,060   | 205,855    | 12,123,031    | -                  | -      | -     | -    |
| 山梨県         | 10,860,556    | 2,261,797   | 236,070    | 8,362,689     | -                  | -      | -     | -    |
| 長野県         | 44,169,064    | 8,255,686   | 72,058     | 35,841,320    | -                  | -      | -     | -    |
| 岐阜県         | 34,688,844    | 7,289,655   | 137,881    | 27,261,308    | -                  | -      | -     | -    |
| 静岡県         | 65,044,202    | 14,761,100  | 794,308    | 49,488,794    | -                  | -      | -     | -    |
| 愛知県         | 73,600,274    | 7,374,214   | 957,563    | 65,268,497    | -                  | -      | -     | -    |
| 三重県         | 23,229,014    | 4,781,126   | 19,473     | 18,428,415    | -                  | -      | -     | -    |
| 滋賀県         | 13,500,000    | 3,524,037   | 112,231    | 9,863,732     | -                  | -      | -     | -    |
| 京都府         | 22,585,699    | 5,164,534   | 59,638     | 17,361,527    | -                  | -      | -     | -    |
| 大阪府         | 54,106,002    | 7,760,602   | 580,147    | 45,765,253    | -                  | -      | -     | -    |
| 兵庫県         | 47,260,291    | 9,584,937   | 8,737      | 37,666,617    | -                  | -      | -     | -    |
| 奈良県         | 11,931,302    | 2,700,307   | 38,156     | 9,192,839     | -                  | -      | -     | -    |
| 和歌山県        | 13,977,898    | 4,381,853   | 38,512     | 9,557,533     | -                  | -      | -     | -    |
| 鳥取県         | 8,054,787     | 2,119,029   | 10,044     | 5,925,714     | -                  | -      | -     | -    |
| 島根県         | 14,529,918    | 4,865,517   | 47,869     | 9,616,532     | -                  | -      | -     | -    |
| 岡山県         | 34,811,726    | 6,911,325   | -          | 27,900,401    | -                  | -      | -     | -    |
| 広島県         | 48,159,782    | 10,342,798  | 404,064    | 37,412,920    | -                  | -      | -     | -    |
| 山口県         | 13,262,798    | 3,362,141   | 11,285     | 9,889,372     | -                  | -      | -     | -    |
| 徳島県         | 11,719,177    | 2,411,482   | 275,523    | 9,032,172     | -                  | -      | -     | -    |
| 香川県         | 10,013,922    | 1,553,515   | 119,011    | 8,341,396     | -                  | -      | -     | -    |
| 愛媛県         | 15,200,758    | 4,256,795   | 104,842    | 10,839,121    | -                  | -      | -     | -    |
| 高知県         | 15,017,999    | 5,646,034   | 195,484    | 9,176,481     | -                  | -      | -     | -    |
| 福岡県         | 54,700,016    | 10,436,032  | 60,386     | 44,203,598    | -                  | -      | -     | -    |
| 佐賀県         | 10,706,270    | 2,762,285   | 96,632     | 7,847,353     | -                  | -      | -     | -    |
| 長崎県         | 22,690,150    | 5,875,053   | -          | 16,815,097    | -                  | -      | -     | -    |
| 熊本県         | 39,420,784    | 10,720,406  | 4,400      | 28,695,978    | -                  | -      | -     | -    |
| 大分県         | 16,692,109    | 4,294,836   | 28,722     | 12,368,551    | -                  | -      | -     | -    |
| 宮崎県         | 15,685,325    | 3,522,497   | 54,156     | 12,108,672    | -                  | -      | -     | -    |
| 鹿児島県        | 30,801,794    | 7,940,616   | 95,075     | 22,766,103    | -                  | -      | -     | -    |
| 沖縄県         | 13,570,968    | 6,236,932   | 328,838    | 7,005,198     | -                  | -      | -     | -    |
| 合計          | 1,632,640,951 | 300,155,457 | 14,459,129 | 1,318,026,365 | -                  | -      | -     | -    |

(単位：千円)

| (2) 投資主体別資金負担別投資実績 |        |       |      |               |             |            |               | 区 分  |
|--------------------|--------|-------|------|---------------|-------------|------------|---------------|------|
| 都道府県               |        |       |      | 市 町 村         |             |            |               |      |
| 投資額                | 資金負担区分 |       |      | 投資額           | 資金負担区分      |            |               |      |
|                    | 国 費    | 都道府県費 | 市町村費 |               | 国 費         | 都道府県費      | 市町村費          |      |
| -                  | -      | -     | -    | 170,773,093   | 19,170,824  | 273,503    | 151,328,766   | 北海道  |
| -                  | -      | -     | -    | 29,170,137    | 4,480,095   | -          | 24,690,042    | 青森県  |
| -                  | -      | -     | -    | 28,583,688    | 6,670,143   | 82,301     | 21,831,244    | 岩手県  |
| -                  | -      | -     | -    | 48,638,763    | 11,364,585  | 32,368     | 37,241,810    | 宮城県  |
| -                  | -      | -     | -    | 24,086,033    | 4,688,989   | 3,220      | 19,393,824    | 秋田県  |
| -                  | -      | -     | -    | 24,732,194    | 4,490,862   | 7,096      | 20,234,236    | 山形県  |
| -                  | -      | -     | -    | 34,637,943    | 6,771,393   | 2,518      | 27,864,032    | 福島県  |
| -                  | -      | -     | -    | 38,323,951    | 7,239,228   | 52,115     | 31,032,608    | 茨城県  |
| -                  | -      | -     | -    | 22,921,458    | 5,386,934   | 36,865     | 17,497,659    | 栃木県  |
| -                  | -      | -     | -    | 23,209,612    | 4,313,808   | 56,287     | 18,839,517    | 群馬県  |
| -                  | -      | -     | -    | 56,950,433    | 5,800,455   | 721,537    | 50,428,441    | 埼玉県  |
| -                  | -      | -     | -    | 52,736,500    | 6,158,108   | 173,511    | 46,404,881    | 千葉県  |
| -                  | -      | -     | -    | 93,495,299    | 3,590,041   | 7,079,534  | 82,825,724    | 東京都  |
| -                  | -      | -     | -    | 70,685,376    | 12,318,291  | 407,165    | 57,959,920    | 神奈川県 |
| -                  | -      | -     | -    | 72,729,859    | 14,444,941  | 423,293    | 57,861,625    | 新潟県  |
| -                  | -      | -     | -    | 18,141,471    | 4,701,806   | 10,620     | 13,429,045    | 富山県  |
| -                  | -      | -     | -    | 17,916,766    | 4,879,753   | 236        | 13,036,777    | 石川県  |
| -                  | -      | -     | -    | 14,916,946    | 2,588,060   | 205,855    | 12,123,031    | 福井県  |
| -                  | -      | -     | -    | 10,860,556    | 2,261,797   | 236,070    | 8,362,689     | 山梨県  |
| -                  | -      | -     | -    | 44,169,064    | 8,255,686   | 72,058     | 35,841,320    | 長野県  |
| -                  | -      | -     | -    | 34,688,844    | 7,289,655   | 137,881    | 27,261,308    | 岐阜県  |
| -                  | -      | -     | -    | 65,044,202    | 14,761,100  | 794,308    | 49,488,794    | 静岡県  |
| -                  | -      | -     | -    | 73,600,274    | 7,374,214   | 957,563    | 65,268,497    | 愛知県  |
| -                  | -      | -     | -    | 23,229,014    | 4,781,126   | 19,473     | 18,428,415    | 三重県  |
| -                  | -      | -     | -    | 13,500,000    | 3,524,037   | 112,231    | 9,863,732     | 滋賀県  |
| -                  | -      | -     | -    | 22,585,699    | 5,164,534   | 59,638     | 17,361,527    | 京都府  |
| -                  | -      | -     | -    | 54,106,002    | 7,760,602   | 580,147    | 45,765,253    | 大阪府  |
| -                  | -      | -     | -    | 47,260,291    | 9,584,937   | 8,737      | 37,666,617    | 兵庫県  |
| -                  | -      | -     | -    | 11,931,302    | 2,700,307   | 38,156     | 9,192,839     | 奈良県  |
| -                  | -      | -     | -    | 13,977,898    | 4,381,853   | 38,512     | 9,557,533     | 和歌山県 |
| -                  | -      | -     | -    | 8,054,787     | 2,119,029   | 10,044     | 5,925,714     | 鳥取県  |
| -                  | -      | -     | -    | 14,529,918    | 4,865,517   | 47,869     | 9,616,532     | 島根県  |
| -                  | -      | -     | -    | 34,811,726    | 6,911,325   | -          | 27,900,401    | 岡山県  |
| -                  | -      | -     | -    | 48,159,782    | 10,342,798  | 404,064    | 37,412,920    | 広島県  |
| -                  | -      | -     | -    | 13,262,798    | 3,362,141   | 11,285     | 9,889,372     | 山口県  |
| -                  | -      | -     | -    | 11,719,177    | 2,411,482   | 275,523    | 9,032,172     | 徳島県  |
| -                  | -      | -     | -    | 10,013,922    | 1,553,515   | 119,011    | 8,341,396     | 香川県  |
| -                  | -      | -     | -    | 15,200,758    | 4,256,795   | 104,842    | 10,839,121    | 愛媛県  |
| -                  | -      | -     | -    | 15,017,999    | 5,646,034   | 195,484    | 9,176,481     | 高知県  |
| -                  | -      | -     | -    | 54,700,016    | 10,436,032  | 60,386     | 44,203,598    | 福岡県  |
| -                  | -      | -     | -    | 10,706,270    | 2,762,285   | 96,632     | 7,847,353     | 佐賀県  |
| -                  | -      | -     | -    | 22,690,150    | 5,875,053   | -          | 16,815,097    | 長崎県  |
| -                  | -      | -     | -    | 39,420,784    | 10,720,406  | 4,400      | 28,695,978    | 熊本県  |
| -                  | -      | -     | -    | 16,692,109    | 4,294,836   | 28,722     | 12,368,551    | 大分県  |
| -                  | -      | -     | -    | 15,685,325    | 3,522,497   | 54,156     | 12,108,672    | 宮崎県  |
| -                  | -      | -     | -    | 30,801,794    | 7,940,616   | 95,075     | 22,766,103    | 鹿児島県 |
| -                  | -      | -     | -    | 13,570,968    | 6,236,932   | 328,838    | 7,005,198     | 沖縄県  |
| -                  | -      | -     | -    | 1,632,640,951 | 300,155,457 | 14,459,129 | 1,318,026,365 | 合 計  |

## 2. 街路

| 区分<br>都道府県名 | (1) 資金負担別投資実績 |             |             |             | (2) 投資主体別資金負担別投資実績 |        |       |      |
|-------------|---------------|-------------|-------------|-------------|--------------------|--------|-------|------|
|             | 総投資額          | 資金負担区分      |             |             | 投資額                | 資金負担区分 |       |      |
|             |               | 国費          | 都道府県費       | 市町村費        |                    | 国費     | 都道府県費 | 市町村費 |
| 北海道         | 16,927,896    | 6,183,492   | 2,991,646   | 7,752,758   | -                  | -      | -     | -    |
| 青森県         | 4,133,604     | 1,960,226   | 1,402,346   | 771,032     | -                  | -      | -     | -    |
| 岩手県         | 3,047,197     | 1,617,641   | 946,483     | 483,073     | -                  | -      | -     | -    |
| 宮城県         | 6,764,626     | 3,030,524   | 651,428     | 3,082,674   | -                  | -      | -     | -    |
| 秋田県         | 4,208,274     | 1,861,508   | 306,394     | 2,040,372   | -                  | -      | -     | -    |
| 山形県         | 5,005,794     | 2,360,937   | 1,200,228   | 1,444,629   | -                  | -      | -     | -    |
| 福島県         | 4,176,513     | 1,685,973   | 892,641     | 1,597,899   | -                  | -      | -     | -    |
| 茨城県         | 9,124,942     | 3,502,309   | 881,431     | 4,741,202   | -                  | -      | -     | -    |
| 栃木県         | 9,415,325     | 3,791,031   | 2,539,685   | 3,084,609   | -                  | -      | -     | -    |
| 群馬県         | 5,589,492     | 2,096,309   | 1,630,774   | 1,862,409   | -                  | -      | -     | -    |
| 埼玉県         | 29,105,069    | 9,024,569   | 5,266,496   | 14,814,004  | -                  | -      | -     | -    |
| 千葉県         | 21,405,202    | 7,929,358   | 4,002,064   | 9,473,780   | -                  | -      | -     | -    |
| 東京都         | 165,521,963   | 27,128,432  | 108,136,854 | 30,256,677  | -                  | -      | -     | -    |
| 神奈川県        | 43,611,005    | 9,746,627   | 3,943,899   | 29,920,479  | -                  | -      | -     | -    |
| 新潟県         | 11,167,598    | 5,428,276   | 1,510,778   | 4,228,544   | -                  | -      | -     | -    |
| 富山県         | 7,007,637     | 3,477,856   | 1,829,884   | 1,699,897   | -                  | -      | -     | -    |
| 石川県         | 5,964,632     | 2,499,416   | 1,313,240   | 2,151,976   | -                  | -      | -     | -    |
| 福井県         | 935,363       | 239,572     | 381,177     | 314,614     | -                  | -      | -     | -    |
| 山梨県         | 5,947,557     | 2,775,509   | 2,840,328   | 331,720     | -                  | -      | -     | -    |
| 長野県         | 10,683,059    | 4,751,185   | 3,534,523   | 2,397,351   | -                  | -      | -     | -    |
| 岐阜県         | 6,420,290     | 1,850,268   | 2,619,556   | 1,950,466   | -                  | -      | -     | -    |
| 静岡県         | 10,276,737    | 3,545,186   | 2,820,170   | 3,911,381   | -                  | -      | -     | -    |
| 愛知県         | 36,833,788    | 12,091,702  | 5,971,908   | 18,770,178  | -                  | -      | -     | -    |
| 三重県         | 6,170,461     | 2,229,060   | 575,772     | 3,365,629   | -                  | -      | -     | -    |
| 滋賀県         | 5,451,560     | 2,477,823   | 1,667,419   | 1,306,318   | -                  | -      | -     | -    |
| 京都府         | 6,439,403     | 2,891,709   | 758,355     | 2,789,339   | -                  | -      | -     | -    |
| 大阪府         | 98,066,623    | 41,295,739  | 15,213,752  | 41,557,132  | -                  | -      | -     | -    |
| 兵庫県         | 20,151,264    | 6,880,034   | 2,170,826   | 11,100,404  | -                  | -      | -     | -    |
| 奈良県         | 6,352,971     | 3,082,783   | 1,853,525   | 1,416,663   | -                  | -      | -     | -    |
| 和歌山県        | 4,691,668     | 2,265,356   | 1,368,813   | 1,057,499   | -                  | -      | -     | -    |
| 鳥取県         | 1,829,986     | 898,848     | 732,492     | 198,646     | -                  | -      | -     | -    |
| 島根県         | 2,373,895     | 1,296,565   | 738,176     | 339,154     | -                  | -      | -     | -    |
| 岡山県         | 2,344,955     | 860,289     | 255,643     | 1,229,023   | -                  | -      | -     | -    |
| 広島県         | 23,622,530    | 11,337,197  | 3,060,469   | 9,224,864   | -                  | -      | -     | -    |
| 山口県         | 2,028,979     | 811,114     | 589,657     | 628,208     | -                  | -      | -     | -    |
| 徳島県         | 4,021,273     | 1,788,602   | 1,054,551   | 1,178,120   | -                  | -      | -     | -    |
| 香川県         | 2,311,720     | 1,117,889   | 650,870     | 542,961     | -                  | -      | -     | -    |
| 愛媛県         | 10,144,064    | 5,300,738   | 3,891,045   | 952,281     | -                  | -      | -     | -    |
| 高知県         | 4,062,105     | 1,763,465   | 1,591,254   | 707,386     | -                  | -      | -     | -    |
| 福岡県         | 28,337,014    | 12,099,914  | 6,099,037   | 10,138,063  | -                  | -      | -     | -    |
| 佐賀県         | 2,332,698     | 1,082,244   | 866,052     | 384,402     | -                  | -      | -     | -    |
| 長崎県         | 4,233,516     | 1,855,874   | 1,419,190   | 958,452     | -                  | -      | -     | -    |
| 熊本県         | 9,532,479     | 3,810,701   | 1,928,573   | 3,793,205   | -                  | -      | -     | -    |
| 大分県         | 5,600,672     | 2,774,935   | 1,751,804   | 1,073,933   | -                  | -      | -     | -    |
| 宮崎県         | 3,932,226     | 2,132,810   | 431,134     | 1,368,282   | -                  | -      | -     | -    |
| 鹿児島県        | 2,225,547     | 946,404     | 699,065     | 580,078     | -                  | -      | -     | -    |
| 沖縄県         | 8,341,390     | 6,076,420   | 1,288,048   | 976,922     | -                  | -      | -     | -    |
| 合計          | 687,872,562   | 235,654,419 | 208,269,455 | 243,948,688 | -                  | -      | -     | -    |

(単位：千円)

| (2) 投資主体別資金負担別投資実績 |             |             |            |             |             |            |             | 区 分  |
|--------------------|-------------|-------------|------------|-------------|-------------|------------|-------------|------|
| 口 都道府県             |             |             |            | ハ 市町村       |             |            |             |      |
| 投資額                | 資金負担区分      |             |            | 投資額         | 資金負担区分      |            |             |      |
|                    | 国 費         | 都道府県費       | 市町村費       |             | 国 費         | 都道府県費      | 市町村費        |      |
| 5,372,036          | 2,480,878   | 2,891,158   | -          | 11,555,860  | 3,702,614   | 100,488    | 7,752,758   | 北海道  |
| 3,260,839          | 1,637,708   | 1,402,346   | 220,785    | 872,765     | 322,518     | -          | 550,247     | 青森県  |
| 2,468,257          | 1,475,892   | 945,207     | 47,158     | 578,940     | 141,749     | 1,276      | 435,915     | 岩手県  |
| 1,470,430          | 711,326     | 619,450     | 139,654    | 5,294,196   | 2,319,198   | 31,978     | 2,943,020   | 宮城県  |
| 659,227            | 315,144     | 306,394     | 37,689     | 3,549,047   | 1,546,364   | -          | 2,002,683   | 秋田県  |
| 2,657,083          | 1,362,883   | 1,200,228   | 93,972     | 2,348,711   | 998,054     | -          | 1,350,657   | 山形県  |
| 1,643,438          | 699,631     | 892,641     | 51,166     | 2,533,075   | 986,342     | -          | 1,546,733   | 福島県  |
| 1,810,745          | 847,841     | 881,431     | 81,473     | 7,314,197   | 2,654,468   | -          | 4,659,729   | 茨城県  |
| 5,048,716          | 2,513,034   | 2,529,435   | 6,247      | 4,366,609   | 1,277,997   | 10,250     | 3,078,362   | 栃木県  |
| 3,079,205          | 1,426,347   | 1,429,483   | 223,375    | 2,510,287   | 669,962     | 201,291    | 1,639,034   | 群馬県  |
| 10,082,610         | 3,916,914   | 5,085,518   | 1,080,178  | 19,022,459  | 5,107,655   | 180,978    | 13,733,826  | 埼玉県  |
| 10,771,967         | 5,150,439   | 3,996,963   | 1,624,565  | 10,633,235  | 2,778,919   | 5,101      | 7,849,215   | 千葉県  |
| 124,016,485        | 17,779,709  | 98,351,383  | 7,885,393  | 41,505,478  | 9,348,723   | 9,785,471  | 22,371,284  | 東京都  |
| 4,470,679          | 758,475     | 3,712,204   | -          | 39,140,326  | 8,988,152   | 231,695    | 29,920,479  | 神奈川県 |
| 2,813,757          | 1,344,799   | 1,468,958   | -          | 8,353,841   | 4,083,477   | 41,820     | 4,228,544   | 新潟県  |
| 5,043,018          | 2,560,849   | 1,829,884   | 652,285    | 1,964,619   | 917,007     | -          | 1,047,612   | 富山県  |
| 2,993,508          | 1,195,048   | 1,313,240   | 485,220    | 2,971,124   | 1,304,368   | -          | 1,666,756   | 石川県  |
| 689,457            | 161,375     | 380,755     | 147,327    | 245,906     | 78,197      | 422        | 167,287     | 福井県  |
| 5,571,599          | 2,634,991   | 2,830,483   | 106,125    | 375,958     | 140,518     | 9,845      | 225,595     | 山梨県  |
| 7,288,294          | 3,556,189   | 3,532,033   | 200,072    | 3,394,765   | 1,194,996   | 2,490      | 2,197,279   | 長野県  |
| 3,970,199          | 1,238,397   | 2,453,956   | 277,846    | 2,450,091   | 611,871     | 165,600    | 1,672,620   | 岐阜県  |
| 4,640,078          | 1,725,124   | 2,665,885   | 249,069    | 5,636,659   | 1,820,062   | 154,285    | 3,662,312   | 静岡県  |
| 10,900,939         | 4,794,454   | 5,688,565   | 417,920    | 25,932,849  | 7,297,248   | 283,343    | 18,352,258  | 愛知県  |
| 1,446,664          | 734,302     | 575,772     | 136,590    | 4,723,797   | 1,494,758   | -          | 3,229,039   | 三重県  |
| 3,232,537          | 1,569,400   | 1,663,137   | -          | 2,219,023   | 908,423     | 4,282      | 1,306,318   | 滋賀県  |
| 1,694,736          | 804,587     | 755,414     | 134,735    | 4,744,667   | 2,087,122   | 2,941      | 2,654,604   | 京都府  |
| 27,371,738         | 12,016,894  | 12,915,482  | 2,439,362  | 70,694,885  | 29,278,845  | 2,298,270  | 39,117,770  | 大阪府  |
| 5,396,977          | 2,631,354   | 2,170,826   | 594,797    | 14,754,287  | 4,248,680   | -          | 10,505,607  | 兵庫県  |
| 4,736,290          | 2,380,316   | 1,853,525   | 502,449    | 1,616,681   | 702,467     | -          | 914,214     | 奈良県  |
| 3,272,676          | 1,570,578   | 1,368,356   | 333,742    | 1,418,992   | 694,778     | 457        | 723,757     | 和歌山県 |
| 1,702,765          | 860,780     | 731,894     | 110,091    | 127,221     | 38,068      | 598        | 88,555      | 鳥取県  |
| 1,785,310          | 995,898     | 738,176     | 51,236     | 588,585     | 300,667     | -          | 287,918     | 島根県  |
| 549,393            | 254,330     | 255,643     | 39,420     | 1,795,562   | 605,959     | -          | 1,189,603   | 岡山県  |
| 6,420,596          | 3,223,013   | 3,060,188   | 137,395    | 17,201,934  | 8,114,184   | 281        | 9,087,469   | 広島県  |
| 1,031,780          | 408,799     | 589,657     | 33,324     | 997,199     | 402,315     | -          | 594,884     | 山口県  |
| 2,528,808          | 1,157,234   | 1,054,551   | 317,023    | 1,492,465   | 631,368     | -          | 861,097     | 徳島県  |
| 1,575,484          | 785,311     | 642,884     | 147,289    | 736,236     | 332,578     | 7,986      | 395,672     | 香川県  |
| 9,412,348          | 4,951,905   | 3,891,045   | 569,398    | 731,716     | 348,833     | -          | 382,883     | 愛媛県  |
| 3,065,241          | 1,397,425   | 1,493,182   | 174,634    | 996,864     | 366,040     | 98,072     | 532,752     | 高知県  |
| 13,576,579         | 6,154,658   | 6,098,684   | 1,323,237  | 14,760,435  | 5,945,256   | 353        | 8,814,826   | 福岡県  |
| 1,882,678          | 880,123     | 866,052     | 136,503    | 450,020     | 202,121     | -          | 247,899     | 佐賀県  |
| 3,210,686          | 1,481,182   | 1,419,190   | 310,314    | 1,022,830   | 374,692     | -          | 648,138     | 長崎県  |
| 3,837,977          | 1,913,913   | 1,924,064   | -          | 5,694,502   | 1,896,788   | 4,509      | 3,793,205   | 熊本県  |
| 4,268,135          | 2,158,305   | 1,740,158   | 369,672    | 1,332,537   | 616,630     | 11,646     | 704,261     | 大分県  |
| 1,040,647          | 609,513     | 431,134     | -          | 2,891,579   | 1,523,297   | -          | 1,368,282   | 宮崎県  |
| 1,306,634          | 595,908     | 668,269     | 42,457     | 918,913     | 350,496     | 30,796     | 537,621     | 鹿児島県 |
| 5,023,820          | 3,753,978   | 1,269,842   | -          | 3,317,570   | 2,322,442   | 18,206     | 976,922     | 沖縄県  |
| 330,093,065        | 113,577,153 | 194,584,725 | 21,931,187 | 357,779,497 | 122,077,266 | 13,684,730 | 222,017,501 | 合 計  |

### 3. 都市計画

| 区分<br>都道府県名 | (1) 資金負担別投資実績 |             |             |             | (2) 投資主体別資金負担別投資実績 |            |         |         |
|-------------|---------------|-------------|-------------|-------------|--------------------|------------|---------|---------|
|             | 総投資額          | 資金負担区分      |             |             | 投資額                | 国          |         |         |
|             |               | 国費          | 都道府県費       | 市町村費        |                    | 国費         | 都道府県費   | 市町村費    |
| 北海道         | 36,884,411    | 7,456,461   | 1,202,330   | 28,225,620  | 1,414,098          | 1,414,098  | -       | -       |
| 青森県         | 6,372,794     | 2,721,968   | 851,733     | 2,799,093   | -                  | -          | -       | -       |
| 岩手県         | 7,606,373     | 2,579,982   | 448,240     | 4,578,151   | -                  | -          | -       | -       |
| 宮城県         | 14,077,764    | 3,772,540   | 3,009,168   | 7,296,056   | 1,146,338          | 1,146,338  | -       | -       |
| 秋田県         | 2,707,830     | 903,491     | 345,757     | 1,458,582   | -                  | -          | -       | -       |
| 山形県         | 4,329,554     | 844,800     | 1,415,917   | 2,068,837   | -                  | -          | -       | -       |
| 福島県         | 17,987,388    | 5,369,905   | 4,251,709   | 8,365,774   | -                  | -          | -       | -       |
| 茨城県         | 15,144,994    | 5,397,236   | 1,599,319   | 8,148,439   | 1,731,086          | 1,516,729  | 214,357 | -       |
| 栃木県         | 15,680,610    | 4,641,601   | 504,550     | 10,534,459  | -                  | -          | -       | -       |
| 群馬県         | 14,412,339    | 4,054,792   | 1,313,480   | 9,044,067   | -                  | -          | -       | -       |
| 埼玉県         | 65,985,917    | 17,643,558  | 8,360,690   | 39,981,669  | 1,453,133          | 1,453,133  | -       | -       |
| 千葉県         | 33,229,105    | 6,282,686   | 2,583,453   | 24,362,966  | -                  | -          | -       | -       |
| 東京都         | 254,770,945   | 56,009,969  | 120,938,524 | 77,822,452  | 6,835,284          | 6,835,284  | -       | -       |
| 神奈川県        | 67,593,581    | 13,954,922  | 3,476,442   | 50,162,217  | 1,505,307          | 1,505,307  | -       | -       |
| 新潟県         | 9,068,122     | 3,077,155   | 1,632,612   | 4,358,355   | 1,106,714          | 1,027,237  | 71,529  | 7,948   |
| 富山県         | 7,950,016     | 1,526,925   | 1,973,735   | 4,449,356   | -                  | -          | -       | -       |
| 石川県         | 13,969,333    | 5,349,092   | 2,207,254   | 6,412,987   | -                  | -          | -       | -       |
| 福井県         | 9,144,636     | 4,192,730   | 1,895,213   | 3,056,693   | -                  | -          | -       | -       |
| 山梨県         | 8,181,013     | 2,415,436   | 3,323,332   | 2,442,245   | -                  | -          | -       | -       |
| 長野県         | 10,321,964    | 4,138,242   | 1,800,874   | 4,382,848   | 1,222,743          | 1,222,743  | -       | -       |
| 岐阜県         | 10,515,632    | 2,737,360   | 2,311,445   | 5,466,827   | 899,599            | 782,243    | 117,356 | -       |
| 静岡県         | 21,209,818    | 5,605,091   | 1,740,407   | 13,864,320  | 1,130              | 1,130      | -       | -       |
| 愛知県         | 59,044,474    | 12,160,497  | 9,927,560   | 36,956,417  | 1,023,230          | 948,096    | 56,350  | 18,784  |
| 三重県         | 6,322,285     | 1,621,839   | 811,083     | 3,889,363   | 416,854            | 416,044    | 810     | -       |
| 滋賀県         | 10,993,365    | 3,763,216   | 1,736,006   | 5,494,143   | -                  | -          | -       | -       |
| 京都府         | 10,738,413    | 2,051,861   | 2,055,176   | 6,631,376   | 247,035            | 214,428    | 32,607  | -       |
| 大阪府         | 60,616,631    | 14,754,051  | 8,344,313   | 37,518,267  | 574,180            | 499,691    | 65,178  | 9,311   |
| 兵庫県         | 34,371,285    | 10,803,722  | 5,474,775   | 18,092,788  | 1,645,351          | 1,412,213  | 159,117 | 74,021  |
| 奈良県         | 10,204,370    | 5,107,613   | 1,936,944   | 3,159,813   | 3,571,903          | 3,571,903  | -       | -       |
| 和歌山県        | 3,377,586     | 1,134,094   | 596,041     | 1,647,451   | -                  | -          | -       | -       |
| 鳥取県         | 3,259,079     | 1,295,617   | 592,628     | 1,370,834   | -                  | -          | -       | -       |
| 島根県         | 2,444,076     | 802,787     | 486,487     | 1,154,802   | -                  | -          | -       | -       |
| 岡山県         | 13,965,484    | 3,886,371   | 715,670     | 9,363,443   | -                  | -          | -       | -       |
| 広島県         | 28,990,267    | 8,342,320   | 1,423,987   | 19,223,960  | 1,008,406          | 1,008,406  | -       | -       |
| 山口県         | 15,442,536    | 5,500,455   | 614,726     | 9,327,355   | -                  | -          | -       | -       |
| 徳島県         | 3,535,039     | 1,087,785   | 1,622,742   | 824,512     | -                  | -          | -       | -       |
| 香川県         | 3,268,884     | 1,694,704   | 361,721     | 1,212,459   | 917,264            | 917,264    | -       | -       |
| 愛媛県         | 4,148,681     | 1,212,925   | 530,068     | 2,405,688   | -                  | -          | -       | -       |
| 高知県         | 3,051,164     | 1,005,794   | 445,550     | 1,599,820   | -                  | -          | -       | -       |
| 福岡県         | 27,618,377    | 7,028,823   | 3,316,597   | 17,272,957  | 2,497,538          | 2,140,732  | 178,403 | 178,403 |
| 佐賀県         | 4,013,513     | 1,412,069   | 1,198,063   | 1,403,381   | 803,816            | 803,816    | -       | -       |
| 長崎県         | 10,621,827    | 2,774,529   | 1,651,389   | 6,195,909   | -                  | -          | -       | -       |
| 熊本県         | 10,184,073    | 2,986,625   | 2,732,265   | 4,465,183   | -                  | -          | -       | -       |
| 大分県         | 3,445,799     | 894,703     | 360,143     | 2,190,953   | -                  | -          | -       | -       |
| 宮崎県         | 9,381,478     | 3,324,191   | 1,740,952   | 4,316,335   | -                  | -          | -       | -       |
| 鹿児島県        | 13,023,717    | 3,215,700   | 870,726     | 8,937,291   | -                  | -          | -       | -       |
| 沖縄県         | 20,176,431    | 11,599,782  | 2,727,810   | 5,848,839   | 4,982,491          | 4,982,491  | -       | -       |
| 合計          | 1,019,382,973 | 270,138,015 | 219,459,606 | 529,785,352 | 35,003,500         | 33,819,326 | 895,707 | 288,467 |

(単位：千円)

| (2) 投資主体別資金負担別投資実績 |            |             |           |             |             |            |             | 区 分  |
|--------------------|------------|-------------|-----------|-------------|-------------|------------|-------------|------|
| 口 都道府県             |            |             |           | ハ 市町村       |             |            |             |      |
| 投資額                | 資金負担区分     |             |           | 投資額         | 資金負担区分      |            |             |      |
|                    | 国 費        | 都道府県費       | 市町村費      |             | 国 費         | 都道府県費      | 市町村費        |      |
| 1,929,425          | 867,063    | 1,062,362   | -         | 33,540,888  | 5,175,300   | 139,968    | 28,225,620  | 北海道  |
| 2,301,554          | 1,449,821  | 851,733     | -         | 4,071,240   | 1,272,147   | -          | 2,799,093   | 青森県  |
| 203,829            | 32,433     | 171,396     | -         | 7,402,544   | 2,547,549   | 276,844    | 4,578,151   | 岩手県  |
| 4,560,568          | 1,606,735  | 2,953,833   | -         | 8,370,858   | 1,019,467   | 55,335     | 7,296,056   | 宮城県  |
| 540,477            | 222,875    | 317,602     | -         | 2,167,353   | 680,616     | 28,155     | 1,458,582   | 秋田県  |
| 1,709,258          | 313,119    | 1,396,139   | -         | 2,620,296   | 531,681     | 19,778     | 2,068,837   | 山形県  |
| 3,503,574          | 262,071    | 3,241,503   | -         | 14,483,814  | 5,107,834   | 1,010,206  | 8,365,774   | 福島県  |
| 1,732,456          | 418,836    | 1,313,620   | -         | 11,681,452  | 3,461,671   | 71,342     | 8,148,439   | 茨城県  |
| 1,130,663          | 530,979    | 483,688     | 115,996   | 14,549,947  | 4,110,622   | 20,862     | 10,418,463  | 栃木県  |
| 1,649,111          | 443,551    | 1,024,385   | 181,175   | 12,763,228  | 3,611,241   | 289,095    | 8,862,892   | 群馬県  |
| 10,006,011         | 2,045,044  | 7,899,706   | 61,261    | 54,526,773  | 14,145,381  | 460,984    | 39,920,408  | 埼玉県  |
| 6,135,137          | 2,324,928  | 2,465,547   | 1,344,662 | 27,093,968  | 3,957,758   | 117,906    | 23,018,304  | 千葉県  |
| 115,792,818        | 12,686,868 | 102,797,299 | 308,651   | 132,142,843 | 36,487,817  | 18,141,225 | 77,513,801  | 東京都  |
| 5,113,100          | 1,851,100  | 3,262,000   | -         | 60,975,174  | 10,598,515  | 214,442    | 50,162,217  | 神奈川県 |
| 2,310,057          | 772,811    | 1,534,728   | 2,518     | 5,651,351   | 1,277,107   | 26,355     | 4,347,889   | 新潟県  |
| 2,087,755          | 168,519    | 1,917,223   | 2,013     | 5,862,261   | 1,358,406   | 56,512     | 4,447,343   | 富山県  |
| 3,455,370          | 1,248,116  | 2,207,254   | -         | 10,513,963  | 4,100,976   | -          | 6,412,987   | 石川県  |
| 396,968            | 54,536     | 342,432     | -         | 8,747,668   | 4,138,194   | 1,552,781  | 3,056,693   | 福井県  |
| 4,141,903          | 1,034,814  | 3,107,089   | -         | 4,039,110   | 1,380,622   | 216,243    | 2,442,245   | 山梨県  |
| 3,276,068          | 1,508,945  | 1,767,123   | -         | 5,823,153   | 1,406,554   | 33,751     | 4,382,848   | 長野県  |
| 2,473,490          | 512,144    | 1,961,346   | -         | 7,142,543   | 1,442,973   | 232,743    | 5,466,827   | 岐阜県  |
| 1,428,647          | 400,032    | 1,028,615   | -         | 19,780,041  | 5,203,929   | 711,792    | 13,864,320  | 静岡県  |
| 12,095,374         | 2,449,865  | 9,193,072   | 452,437   | 45,925,870  | 8,762,536   | 678,138    | 36,485,196  | 愛知県  |
| 1,134,746          | 350,368    | 735,767     | 48,611    | 4,770,685   | 855,427     | 74,506     | 3,840,752   | 三重県  |
| 2,393,938          | 811,043    | 1,582,895   | -         | 8,599,427   | 2,952,173   | 153,111    | 5,494,143   | 滋賀県  |
| 2,490,321          | 489,978    | 2,000,343   | -         | 8,001,057   | 1,347,455   | 22,226     | 6,631,376   | 京都府  |
| 9,580,647          | 2,018,213  | 7,426,979   | 135,455   | 50,461,804  | 12,236,147  | 852,156    | 37,373,501  | 大阪府  |
| 7,583,838          | 2,205,263  | 5,286,334   | 92,241    | 25,142,096  | 7,186,246   | 29,324     | 17,926,526  | 兵庫県  |
| 2,355,712          | 597,842    | 1,720,949   | 36,921    | 4,276,755   | 937,868     | 215,995    | 3,122,892   | 奈良県  |
| 836,863            | 243,894    | 592,969     | -         | 2,540,723   | 890,200     | 3,072      | 1,647,451   | 和歌山県 |
| 746,112            | 159,964    | 586,148     | -         | 2,512,967   | 1,135,653   | 6,480      | 1,370,834   | 鳥取県  |
| 643,360            | 211,473    | 415,916     | 15,971    | 1,800,716   | 591,314     | 70,571     | 1,138,831   | 島根県  |
| 898,661            | 151,158    | 715,670     | 31,833    | 13,066,823  | 3,735,213   | -          | 9,331,610   | 岡山県  |
| 1,333,020          | 452,176    | 644,255     | 236,589   | 26,648,841  | 6,881,738   | 779,732    | 18,987,371  | 広島県  |
| 1,054,419          | 400,604    | 613,047     | 40,768    | 14,388,117  | 5,099,851   | 1,679      | 9,286,587   | 山口県  |
| 2,350,181          | 727,439    | 1,622,742   | -         | 1,184,858   | 360,346     | -          | 824,512     | 徳島県  |
| 184,740            | 26,580     | 156,657     | 1,503     | 2,166,880   | 750,860     | 205,064    | 1,210,956   | 香川県  |
| 819,868            | 291,644    | 528,224     | -         | 3,328,813   | 921,281     | 1,844      | 2,405,688   | 愛媛県  |
| 623,420            | 179,957    | 436,393     | 7,070     | 2,427,744   | 825,837     | 9,157      | 1,592,750   | 高知県  |
| 4,354,412          | 1,223,540  | 3,130,872   | -         | 20,766,427  | 3,664,551   | 7,322      | 17,094,554  | 福岡県  |
| 1,548,432          | 301,420    | 1,175,946   | 71,066    | 1,661,265   | 306,833     | 22,117     | 1,332,315   | 佐賀県  |
| 1,243,636          | 88,715     | 1,150,521   | 4,400     | 9,378,191   | 2,685,814   | 500,868    | 6,191,509   | 長崎県  |
| 3,825,830          | 887,923    | 2,574,315   | 363,592   | 6,358,243   | 2,098,702   | 157,950    | 4,101,591   | 熊本県  |
| 602,093            | 260,177    | 341,916     | -         | 2,843,706   | 634,526     | 18,227     | 2,190,953   | 大分県  |
| 1,751,023          | 375,812    | 1,375,211   | -         | 7,630,455   | 2,948,379   | 365,741    | 4,316,335   | 宮崎県  |
| 913,943            | 168,158    | 745,785     | -         | 12,109,774  | 3,047,542   | 124,941    | 8,937,291   | 鹿児島県 |
| 3,144,345          | 802,209    | 2,342,136   | -         | 12,049,595  | 5,815,082   | 385,674    | 5,848,839   | 沖縄県  |
| 240,387,173        | 46,630,755 | 190,201,685 | 3,554,733 | 743,992,300 | 189,687,934 | 28,362,214 | 525,942,152 | 合 計  |

#### 4. 港湾

| 区分<br>都道府県名 | (1) 資金負担別投資実績 |             |             |             | (2) 投資主体別資金負担別投資実績 |             |            |            |
|-------------|---------------|-------------|-------------|-------------|--------------------|-------------|------------|------------|
|             | 総投資額          | 資金負担区分      |             |             | 投資額                | 資金負担区分      |            |            |
|             |               | 国費          | 都道府県費       | 市町村費        |                    | 国費          | 都道府県費      | 市町村費       |
| 北海道         | 24,496,851    | 16,964,408  | 974,935     | 6,557,508   | 20,075,410         | 15,728,773  | 969,435    | 3,377,202  |
| 青森県         | 7,638,425     | 3,507,790   | 4,118,228   | 12,407      | 3,945,879          | 2,595,036   | 1,350,843  | -          |
| 岩手県         | 6,063,494     | 3,486,431   | 2,573,617   | 3,446       | 4,889,602          | 3,156,059   | 1,733,543  | -          |
| 宮城県         | 5,037,504     | 2,608,720   | 2,407,955   | 20,829      | 3,218,034          | 2,306,383   | 911,651    | -          |
| 秋田県         | 7,805,098     | 4,410,621   | 3,350,292   | 44,185      | 5,921,733          | 3,937,106   | 1,984,627  | -          |
| 山形県         | 2,573,798     | 1,310,649   | 1,232,304   | 30,845      | 1,768,728          | 1,100,691   | 668,037    | -          |
| 福島県         | 4,054,003     | 1,594,784   | 2,457,045   | 2,174       | 2,318,764          | 1,373,311   | 945,453    | -          |
| 茨城県         | 8,279,404     | 4,089,881   | 4,130,723   | 58,800      | 6,015,792          | 3,449,606   | 2,566,186  | -          |
| 栃木県         | -             | -           | -           | -           | -                  | -           | -          | -          |
| 群馬県         | -             | -           | -           | -           | -                  | -           | -          | -          |
| 埼玉県         | -             | -           | -           | -           | -                  | -           | -          | -          |
| 千葉県         | 6,315,519     | 2,378,994   | 3,391,953   | 544,572     | 2,129,261          | 1,310,446   | 818,815    | -          |
| 東京都         | 49,276,865    | 28,403,273  | 20,873,592  | -           | 24,660,946         | 22,742,923  | 1,918,023  | -          |
| 神奈川県        | 71,609,728    | 42,625,619  | 846,154     | 28,137,955  | 60,092,699         | 41,040,870  | -          | 19,051,829 |
| 新潟県         | 11,070,884    | 4,964,842   | 6,076,199   | 29,843      | 6,750,848          | 3,636,191   | 3,114,657  | -          |
| 富山県         | 5,709,536     | 1,894,580   | 3,804,130   | 10,826      | 3,281,674          | 1,317,533   | 1,964,141  | -          |
| 石川県         | 5,513,017     | 2,028,207   | 2,438,852   | 1,045,958   | 3,688,112          | 1,744,145   | 1,215,336  | 728,631    |
| 福井県         | 2,254,245     | 1,020,731   | 1,214,952   | 18,562      | 1,489,261          | 875,179     | 614,082    | -          |
| 山梨県         | -             | -           | -           | -           | -                  | -           | -          | -          |
| 長野県         | -             | -           | -           | -           | -                  | -           | -          | -          |
| 岐阜県         | -             | -           | -           | -           | -                  | -           | -          | -          |
| 静岡県         | 16,180,280    | 6,476,966   | 8,395,384   | 1,307,930   | 4,667,496          | 2,889,500   | 1,588,165  | 189,831    |
| 愛知県         | 35,982,929    | 16,654,320  | 7,393,162   | 11,935,447  | 19,852,153         | 12,717,052  | 3,982,015  | 3,153,086  |
| 三重県         | 8,733,222     | 4,311,346   | 2,490,663   | 1,931,213   | 4,463,954          | 3,066,871   | 776,778    | 620,305    |
| 滋賀県         | 152,248       | 40,000      | 112,248     | -           | -                  | -           | -          | -          |
| 京都府         | 2,634,229     | 1,279,955   | 1,346,242   | 8,032       | 1,888,746          | 1,089,918   | 798,828    | -          |
| 大阪府         | 38,405,684    | 14,051,983  | 2,729,540   | 21,624,161  | 11,740,781         | 7,825,860   | 896,470    | 3,018,451  |
| 兵庫県         | 39,170,889    | 18,385,220  | 5,337,064   | 15,448,605  | 19,697,043         | 13,720,015  | 687,453    | 5,289,575  |
| 奈良県         | -             | -           | -           | -           | -                  | -           | -          | -          |
| 和歌山県        | 6,244,744     | 2,624,344   | 3,382,576   | 237,824     | 2,057,695          | 1,223,971   | 609,776    | 223,948    |
| 鳥取県         | 3,699,123     | 1,315,752   | 1,606,430   | 776,941     | 771,834            | 560,774     | 211,060    | -          |
| 島根県         | 5,049,522     | 2,433,835   | 2,381,578   | 234,109     | 1,326,874          | 969,681     | 357,193    | -          |
| 岡山県         | 6,860,570     | 2,755,178   | 3,769,043   | 336,349     | 4,011,372          | 2,312,415   | 1,698,957  | -          |
| 広島県         | 19,841,777    | 7,829,464   | 10,321,264  | 1,691,049   | 6,678,927          | 4,328,940   | 2,269,121  | 80,866     |
| 山口県         | 15,947,088    | 9,010,418   | 5,742,123   | 1,194,547   | 12,780,591         | 8,204,637   | 4,022,122  | 553,832    |
| 徳島県         | 6,006,636     | 2,288,877   | 3,657,568   | 60,191      | 1,817,073          | 1,313,621   | 503,452    | -          |
| 香川県         | 8,169,010     | 4,039,595   | 2,686,693   | 1,442,722   | 2,810,530          | 2,512,423   | 178,864    | 119,243    |
| 愛媛県         | 7,969,027     | 2,556,673   | 3,947,314   | 1,465,040   | 1,401,596          | 1,033,290   | 245,537    | 122,769    |
| 高知県         | 10,625,404    | 5,895,217   | 4,262,645   | 467,542     | 5,455,439          | 4,136,834   | 966,146    | 352,459    |
| 福岡県         | 34,734,517    | 16,161,562  | 3,640,149   | 14,932,806  | 16,744,128         | 12,834,670  | 1,180,651  | 2,728,807  |
| 佐賀県         | 3,235,775     | 1,258,505   | 1,932,524   | 44,746      | 1,416,544          | 906,281     | 510,263    | -          |
| 長崎県         | 11,072,725    | 4,750,007   | 4,155,953   | 2,166,765   | 1,864,484          | 1,312,406   | 351,256    | 200,822    |
| 熊本県         | 12,715,416    | 5,343,389   | 7,155,736   | 216,291     | 5,838,929          | 3,877,894   | 1,961,035  | -          |
| 大分県         | 9,525,008     | 4,455,748   | 4,935,359   | 133,901     | 5,443,548          | 3,414,891   | 2,028,657  | -          |
| 宮崎県         | 5,728,948     | 2,601,867   | 3,065,678   | 61,403      | 1,840,662          | 1,221,533   | 619,129    | -          |
| 鹿児島県        | 18,809,800    | 12,285,104  | 5,181,535   | 1,343,161   | 8,754,769          | 6,117,113   | 2,637,656  | -          |
| 沖縄県         | 5,341,157     | 3,134,917   | 1,627,368   | 578,872     | 635,138            | 635,138     | -          | -          |
| 合計          | 550,534,099   | 273,229,772 | 161,146,770 | 116,157,557 | 294,207,049        | 204,539,980 | 49,855,413 | 39,811,656 |

(単位：千円)

| (2) 投資主体別資金負担別投資実績 |            |             |           |            |            |         |            |       | 区 分 |
|--------------------|------------|-------------|-----------|------------|------------|---------|------------|-------|-----|
| 口 都道府県             |            |             |           | ハ 市町村      |            |         |            | 都道府県名 |     |
| 投資額                | 資金負担区分     |             |           | 投資額        | 資金負担区分     |         |            |       |     |
|                    | 国 費        | 都道府県費       | 市町村費      |            | 国 費        | 都道府県費   | 市町村費       |       |     |
| -                  | -          | -           | -         | 4,421,441  | 1,235,635  | 5,500   | 3,180,306  | 北海道   |     |
| 3,680,139          | 912,754    | 2,767,385   | -         | 12,407     | -          | -       | 12,407     | 青森県   |     |
| 1,170,446          | 330,372    | 840,074     | -         | 3,446      | -          | -       | 3,446      | 岩手県   |     |
| 1,798,641          | 302,337    | 1,496,304   | -         | 20,829     | -          | -       | 20,829     | 宮城県   |     |
| 1,853,891          | 473,515    | 1,365,665   | 14,711    | 29,474     | -          | -       | 29,474     | 秋田県   |     |
| 791,487            | 209,958    | 564,267     | 17,262    | 13,583     | -          | -       | 13,583     | 山形県   |     |
| 1,726,546          | 214,954    | 1,511,592   | -         | 8,693      | 6,519      | -       | 2,174      | 福島県   |     |
| 2,263,612          | 640,275    | 1,564,537   | 58,800    | -          | -          | -       | -          | 茨城県   |     |
| -                  | -          | -           | -         | -          | -          | -       | -          | 栃木県   |     |
| -                  | -          | -           | -         | -          | -          | -       | -          | 群馬県   |     |
| -                  | -          | -           | -         | -          | -          | -       | -          | 埼玉県   |     |
| 4,185,798          | 1,068,548  | 2,573,138   | 544,112   | 460        | -          | -       | 460        | 千葉県   |     |
| 24,615,919         | 5,660,350  | 18,955,569  | -         | -          | -          | -       | -          | 東京都   |     |
| 868,108            | 84,899     | 783,209     | -         | 10,648,921 | 1,499,850  | 62,945  | 9,086,126  | 神奈川県  |     |
| 4,275,979          | 1,314,437  | 2,961,542   | -         | 44,057     | 14,214     | -       | 29,843     | 新潟県   |     |
| 2,427,862          | 577,047    | 1,839,989   | 10,826    | -          | -          | -       | -          | 富山県   |     |
| 1,814,116          | 284,062    | 1,223,516   | 306,538   | 10,789     | -          | -       | 10,789     | 石川県   |     |
| 746,422            | 145,552    | 600,870     | -         | 18,562     | -          | -       | 18,562     | 福井県   |     |
| -                  | -          | -           | -         | -          | -          | -       | -          | 山梨県   |     |
| -                  | -          | -           | -         | -          | -          | -       | -          | 長野県   |     |
| -                  | -          | -           | -         | -          | -          | -       | -          | 岐阜県   |     |
| 10,862,345         | 3,539,466  | 6,807,219   | 515,660   | 650,439    | 48,000     | -       | 602,439    | 静岡県   |     |
| 4,787,640          | 1,461,047  | 3,323,857   | 2,736     | 11,343,136 | 2,476,221  | 87,290  | 8,779,625  | 愛知県   |     |
| 2,675,472          | 890,855    | 1,713,885   | 70,732    | 1,593,796  | 353,620    | -       | 1,240,176  | 三重県   |     |
| 152,248            | 40,000     | 112,248     | -         | -          | -          | -       | -          | 滋賀県   |     |
| 745,397            | 190,037    | 547,414     | 7,946     | 86         | -          | -       | 86         | 京都府   |     |
| 1,976,479          | 143,409    | 1,833,070   | -         | 24,688,424 | 6,082,714  | -       | 18,605,710 | 大阪府   |     |
| 7,202,568          | 2,560,601  | 4,641,867   | 100       | 12,271,278 | 2,104,604  | 7,744   | 10,158,930 | 兵庫県   |     |
| -                  | -          | -           | -         | -          | -          | -       | -          | 奈良県   |     |
| 4,173,173          | 1,400,373  | 2,772,800   | -         | 13,876     | -          | -       | 13,876     | 和歌山県  |     |
| 1,934,250          | 538,880    | 1,395,370   | -         | 993,039    | 216,098    | -       | 776,941    | 鳥取県   |     |
| 3,260,541          | 1,236,156  | 2,024,385   | -         | 462,107    | 227,998    | -       | 234,109    | 島根県   |     |
| 2,707,160          | 406,643    | 2,070,086   | 230,431   | 142,038    | 36,120     | -       | 105,918    | 岡山県   |     |
| 12,369,807         | 3,343,892  | 8,050,043   | 975,872   | 793,043    | 156,632    | 2,100   | 634,311    | 広島県   |     |
| 2,400,152          | 549,928    | 1,719,085   | 131,139   | 766,345    | 255,853    | 916     | 509,576    | 山口県   |     |
| 4,170,845          | 966,748    | 3,154,116   | 49,981    | 18,718     | 8,508      | -       | 10,210     | 徳島県   |     |
| 3,988,126          | 998,647    | 2,418,462   | 571,017   | 1,370,354  | 528,525    | 89,367  | 752,462    | 香川県   |     |
| 5,792,786          | 1,340,763  | 3,636,948   | 815,075   | 774,645    | 182,620    | 64,829  | 527,196    | 愛媛県   |     |
| 5,169,965          | 1,758,383  | 3,296,499   | 115,083   | -          | -          | -       | -          | 高知県   |     |
| 3,880,321          | 1,377,931  | 2,459,498   | 42,892    | 14,110,068 | 1,948,961  | -       | 12,161,107 | 福岡県   |     |
| 1,811,220          | 352,224    | 1,422,261   | 36,735    | 8,011      | -          | -       | 8,011      | 佐賀県   |     |
| 6,725,370          | 2,649,751  | 3,804,565   | 271,054   | 2,482,871  | 787,850    | 132     | 1,694,889  | 長崎県   |     |
| 6,594,266          | 1,400,565  | 5,193,701   | -         | 282,221    | 64,930     | 1,000   | 216,291    | 熊本県   |     |
| 4,070,658          | 1,040,857  | 2,906,702   | 123,099   | 10,802     | -          | -       | 10,802     | 大分県   |     |
| 3,888,211          | 1,380,334  | 2,446,549   | 61,328    | 75         | -          | -       | 75         | 宮崎県   |     |
| 7,788,241          | 5,106,297  | 2,495,319   | 186,625   | 2,266,790  | 1,061,694  | 48,560  | 1,156,536  | 鹿児島県  |     |
| 3,488,895          | 2,000,100  | 1,488,795   | -         | 1,217,124  | 499,679    | 138,573 | 578,872    | 沖縄県   |     |
| 164,835,102        | 48,892,947 | 110,782,401 | 5,159,754 | 91,491,948 | 19,796,845 | 508,956 | 71,186,147 | 合 計   |     |

5. 農林水産

| 区分<br>都道府県名 | (1) 資金負担別投資実績 |             |             |             | (2) 投資主体別資金負担別投資実績 |             |            |            |
|-------------|---------------|-------------|-------------|-------------|--------------------|-------------|------------|------------|
|             | 総投資額          | 資金負担区分      |             |             | 投資額                | 資金負担区分      |            |            |
|             |               | 国費          | 都道府県費       | 市町村費        |                    | 国費          | 都道府県費      | 市町村費       |
| 北海道         | 318,445,234   | 193,953,375 | 88,579,049  | 35,912,810  | 125,984,905        | 102,633,976 | 18,771,394 | 4,579,535  |
| 青森県         | 56,141,979    | 32,230,426  | 19,649,343  | 4,262,210   | 10,598,892         | 9,576,077   | 599,830    | 422,985    |
| 岩手県         | 47,291,149    | 25,702,644  | 16,467,554  | 5,120,951   | 13,061,781         | 11,555,105  | 846,363    | 660,313    |
| 宮城県         | 37,962,373    | 20,517,665  | 11,738,607  | 5,706,101   | 8,941,285          | 7,521,579   | 783,631    | 636,075    |
| 秋田県         | 54,234,773    | 33,948,629  | 15,634,664  | 4,651,480   | 11,541,989         | 10,575,114  | 572,504    | 394,371    |
| 山形県         | 37,678,891    | 20,836,649  | 14,412,591  | 2,429,651   | 7,310,512          | 6,720,456   | 258,575    | 331,481    |
| 福島県         | 83,500,475    | 34,489,743  | 24,423,286  | 24,587,446  | 9,212,262          | 8,319,765   | 474,211    | 418,286    |
| 茨城県         | 29,719,968    | 14,465,554  | 10,378,878  | 4,875,536   | 8,195,613          | 5,542,447   | 1,416,345  | 1,236,821  |
| 栃木県         | 27,203,439    | 12,431,565  | 10,591,091  | 4,180,783   | 4,737,897          | 3,720,392   | 566,265    | 451,240    |
| 群馬県         | 16,952,892    | 6,627,885   | 5,732,777   | 4,592,230   | 3,133,406          | 2,784,987   | 135,658    | 212,761    |
| 埼玉県         | 16,099,282    | 5,802,402   | 5,499,445   | 4,797,435   | 3,239,598          | 2,732,194   | 211,687    | 295,717    |
| 千葉県         | 27,930,214    | 12,382,710  | 10,564,785  | 4,982,719   | 4,793,975          | 3,482,671   | 741,674    | 569,630    |
| 東京都         | 16,750,361    | 5,895,405   | 9,571,430   | 1,283,526   | 3,456,316          | 3,456,316   | -          | -          |
| 神奈川県        | 14,399,741    | 2,079,245   | 10,168,981  | 2,151,515   | 176,644            | 176,644     | -          | -          |
| 新潟県         | 67,101,410    | 37,326,743  | 20,969,531  | 8,805,136   | 17,748,275         | 13,398,002  | 2,755,899  | 1,594,374  |
| 富山県         | 26,880,589    | 12,977,721  | 9,436,327   | 4,466,541   | 2,897,674          | 2,335,949   | 291,599    | 270,126    |
| 石川県         | 24,903,965    | 13,474,977  | 7,771,854   | 3,657,134   | 7,174,122          | 5,474,541   | 1,412,317  | 287,264    |
| 福井県         | 23,154,408    | 10,180,379  | 8,088,998   | 4,885,031   | 1,001,091          | 903,727     | 35,160     | 62,204     |
| 山梨県         | 21,537,164    | 8,085,530   | 9,317,990   | 4,133,644   | 484,039            | 341,577     | 60,000     | 82,462     |
| 長野県         | 29,836,281    | 14,591,246  | 7,918,940   | 7,326,095   | 5,122,805          | 4,791,482   | 143,665    | 187,658    |
| 岐阜県         | 28,190,777    | 12,067,792  | 11,098,525  | 5,024,460   | 3,504,494          | 3,174,408   | 164,481    | 165,605    |
| 静岡県         | 36,912,384    | 15,296,809  | 13,565,097  | 8,050,478   | 3,444,833          | 2,821,372   | 368,338    | 255,123    |
| 愛知県         | 64,488,190    | 28,173,248  | 25,874,219  | 10,440,723  | 12,031,054         | 8,905,732   | 2,498,641  | 626,681    |
| 三重県         | 22,783,087    | 10,732,626  | 7,578,884   | 4,471,577   | 2,327,235          | 1,904,835   | 140,974    | 281,426    |
| 滋賀県         | 15,546,719    | 8,559,576   | 4,960,389   | 2,026,754   | 3,355,604          | 2,359,782   | 530,300    | 465,522    |
| 京都府         | 12,943,808    | 7,873,859   | 2,606,906   | 2,463,043   | 4,730,339          | 3,802,611   | 457,263    | 470,465    |
| 大阪府         | 6,144,952     | 2,434,256   | 2,068,909   | 1,641,787   | 91,036             | 62,763      | 9,750      | 18,523     |
| 兵庫県         | 39,986,562    | 16,889,653  | 15,075,845  | 8,021,064   | 3,809,173          | 2,863,740   | 366,140    | 579,293    |
| 奈良県         | 7,750,239     | 3,850,447   | 1,603,221   | 2,296,571   | 1,671,035          | 1,365,088   | 93,547     | 212,400    |
| 和歌山県        | 18,282,268    | 10,368,501  | 5,045,587   | 2,868,180   | 5,577,517          | 5,433,367   | 73,172     | 70,978     |
| 鳥取県         | 11,525,878    | 5,433,855   | 4,077,806   | 2,014,217   | 1,346,263          | 1,313,926   | 21,489     | 10,848     |
| 島根県         | 31,697,845    | 16,181,011  | 11,921,521  | 3,595,313   | 5,084,865          | 4,629,853   | 250,785    | 204,227    |
| 岡山県         | 32,692,480    | 12,558,448  | 8,242,430   | 11,891,602  | 7,669,250          | 5,784,681   | 1,459,430  | 425,139    |
| 広島県         | 22,167,136    | 10,181,706  | 5,572,157   | 6,413,273   | 2,738,096          | 2,687,854   | 21,300     | 28,942     |
| 山口県         | 23,170,836    | 11,184,276  | 7,626,697   | 4,359,863   | 3,356,424          | 2,614,325   | 538,992    | 203,107    |
| 徳島県         | 25,024,520    | 14,268,026  | 7,825,160   | 2,931,334   | 8,159,917          | 6,572,448   | 1,214,238  | 373,231    |
| 香川県         | 11,619,094    | 4,549,734   | 3,179,766   | 3,889,594   | 1,279,718          | 1,025,037   | 140,074    | 114,607    |
| 愛媛県         | 28,253,376    | 13,737,018  | 7,962,952   | 6,553,406   | 6,013,536          | 4,830,420   | 776,365    | 406,751    |
| 高知県         | 28,042,396    | 14,256,848  | 8,242,303   | 5,543,245   | 6,457,097          | 6,201,365   | 138,602    | 117,130    |
| 福岡県         | 43,245,048    | 14,609,437  | 16,896,272  | 11,739,339  | 4,031,972          | 3,257,870   | 426,532    | 347,570    |
| 佐賀県         | 26,532,580    | 14,866,852  | 8,166,881   | 3,498,847   | 5,763,845          | 4,632,536   | 885,284    | 246,025    |
| 長崎県         | 46,389,308    | 21,783,822  | 18,744,430  | 5,861,056   | 1,794,543          | 1,657,244   | 113,484    | 23,815     |
| 熊本県         | 48,663,089    | 27,385,682  | 14,456,409  | 6,820,998   | 10,033,596         | 8,753,437   | 776,844    | 503,315    |
| 大分県         | 37,800,753    | 20,774,756  | 12,825,227  | 4,200,770   | 5,905,416          | 5,160,499   | 493,505    | 251,412    |
| 宮崎県         | 40,742,080    | 24,247,838  | 11,461,787  | 5,032,455   | 8,944,215          | 8,589,729   | 183,587    | 170,899    |
| 鹿児島県        | 58,175,632    | 31,805,344  | 16,958,951  | 9,411,337   | 7,361,708          | 7,021,056   | 213,999    | 126,653    |
| 沖縄県         | 47,556,261    | 30,729,799  | 12,724,579  | 4,101,883   | 8,103,602          | 7,638,998   | 359,335    | 105,269    |
| 合計          | 1,794,051,886 | 922,801,712 | 583,279,031 | 287,971,143 | 383,399,464        | 321,107,977 | 42,793,228 | 19,498,259 |

(単位：千円)

| (2) 投資主体別資金負担別投資実績 |             |             |            |             |             |            |             | 区 分  |
|--------------------|-------------|-------------|------------|-------------|-------------|------------|-------------|------|
| 口 都道府県             |             |             |            | ハ 市町村       |             |            |             |      |
| 投資額                | 資金負担区分      |             |            | 投資額         | 資金負担区分      |            |             |      |
|                    | 国 費         | 都道府県費       | 市町村費       |             | 国 費         | 都道府県費      | 市町村費        |      |
| 150,371,386        | 81,299,071  | 58,585,336  | 10,486,979 | 42,088,943  | 10,020,328  | 11,222,319 | 20,846,296  | 北海道  |
| 41,410,165         | 21,885,712  | 18,438,015  | 1,086,438  | 4,132,922   | 768,637     | 611,498    | 2,752,787   | 青森県  |
| 26,576,658         | 12,254,555  | 13,969,024  | 353,079    | 7,652,710   | 1,892,984   | 1,652,167  | 4,107,559   | 岩手県  |
| 22,616,627         | 11,666,660  | 10,605,663  | 344,304    | 6,404,461   | 1,329,426   | 349,313    | 4,725,722   | 宮城県  |
| 39,469,134         | 22,592,566  | 14,281,089  | 2,595,479  | 3,223,650   | 780,949     | 781,071    | 1,661,630   | 秋田県  |
| 26,531,753         | 12,467,834  | 13,663,725  | 400,194    | 3,836,626   | 1,648,359   | 490,291    | 1,697,976   | 山形県  |
| 37,784,432         | 14,465,425  | 22,215,655  | 1,103,352  | 36,503,781  | 11,704,553  | 1,733,420  | 23,065,808  | 福島県  |
| 17,977,571         | 8,371,618   | 8,544,751   | 1,061,202  | 3,546,784   | 551,489     | 417,782    | 2,577,513   | 茨城県  |
| 17,521,159         | 7,411,223   | 9,505,342   | 604,594    | 4,944,383   | 1,299,950   | 519,484    | 3,124,949   | 栃木県  |
| 8,488,686          | 3,453,235   | 4,359,641   | 675,810    | 5,330,800   | 389,663     | 1,237,478  | 3,703,659   | 群馬県  |
| 8,263,717          | 2,867,383   | 5,097,188   | 299,146    | 4,595,967   | 202,825     | 190,570    | 4,202,572   | 埼玉県  |
| 17,051,955         | 7,675,923   | 8,520,286   | 855,746    | 6,084,284   | 1,224,116   | 1,302,825  | 3,557,343   | 千葉県  |
| 9,299,257          | 2,185,983   | 7,113,274   | -          | 3,994,788   | 253,106     | 2,458,156  | 1,283,526   | 東京都  |
| 11,148,326         | 1,531,707   | 9,456,754   | 159,865    | 3,074,771   | 370,894     | 712,227    | 1,991,650   | 神奈川県 |
| 42,858,145         | 22,481,884  | 17,506,937  | 2,869,324  | 6,494,990   | 1,446,857   | 706,695    | 4,341,438   | 新潟県  |
| 19,033,061         | 9,853,412   | 7,430,010   | 1,749,639  | 4,949,854   | 788,360     | 1,714,718  | 2,446,776   | 富山県  |
| 14,565,701         | 7,231,019   | 6,144,226   | 1,190,456  | 3,164,142   | 769,417     | 215,311    | 2,179,414   | 石川県  |
| 15,812,445         | 7,847,362   | 6,960,081   | 1,005,002  | 6,340,872   | 1,429,290   | 1,093,757  | 3,817,825   | 福井県  |
| 17,468,455         | 6,864,594   | 8,949,778   | 1,654,083  | 3,584,670   | 879,359     | 308,212    | 2,397,099   | 山梨県  |
| 15,654,313         | 7,919,713   | 7,417,121   | 317,479    | 9,059,163   | 1,880,051   | 358,154    | 6,820,958   | 長野県  |
| 18,740,665         | 8,252,641   | 9,985,187   | 502,837    | 5,945,618   | 640,743     | 948,857    | 4,356,018   | 岐阜県  |
| 23,630,016         | 10,206,554  | 12,781,682  | 641,780    | 9,837,535   | 2,268,883   | 415,077    | 7,153,575   | 静岡県  |
| 38,706,867         | 18,410,892  | 17,950,197  | 2,345,778  | 13,750,269  | 856,624     | 5,425,381  | 7,468,264   | 愛知県  |
| 15,070,405         | 6,838,873   | 7,337,120   | 894,412    | 5,385,447   | 1,988,918   | 100,790    | 3,295,739   | 三重県  |
| 9,544,614          | 5,051,346   | 4,323,998   | 169,270    | 2,646,501   | 1,148,448   | 106,091    | 1,391,962   | 滋賀県  |
| 4,272,980          | 2,500,259   | 1,705,750   | 66,971     | 3,940,489   | 1,570,989   | 443,893    | 1,925,607   | 京都府  |
| 4,045,355          | 2,184,909   | 1,577,383   | 283,063    | 2,008,561   | 186,584     | 481,776    | 1,340,201   | 大阪府  |
| 24,911,248         | 11,720,521  | 12,723,020  | 467,707    | 11,266,141  | 2,305,392   | 1,986,685  | 6,974,064   | 兵庫県  |
| 2,556,919          | 1,372,523   | 1,127,413   | 56,983     | 3,522,285   | 1,112,836   | 382,261    | 2,027,188   | 奈良県  |
| 8,918,367          | 3,993,198   | 4,822,109   | 103,060    | 3,786,384   | 941,936     | 150,306    | 2,694,142   | 和歌山県 |
| 7,094,052          | 3,541,529   | 3,045,540   | 506,983    | 3,085,563   | 578,400     | 1,010,777  | 1,496,386   | 鳥取県  |
| 20,527,105         | 9,251,212   | 10,783,250  | 492,643    | 6,085,875   | 2,299,946   | 887,486    | 2,898,443   | 島根県  |
| 13,229,033         | 5,842,735   | 5,954,364   | 1,431,934  | 11,794,197  | 931,032     | 828,636    | 10,034,529  | 岡山県  |
| 11,488,472         | 6,523,356   | 4,651,561   | 313,555    | 7,940,568   | 970,496     | 899,296    | 6,070,776   | 広島県  |
| 13,513,528         | 6,414,747   | 6,410,717   | 688,064    | 6,300,884   | 2,155,204   | 676,988    | 3,468,692   | 山口県  |
| 13,566,793         | 6,966,388   | 6,225,607   | 374,798    | 3,297,810   | 729,190     | 385,315    | 2,183,305   | 徳島県  |
| 5,565,535          | 2,692,364   | 2,409,156   | 464,015    | 4,773,841   | 832,333     | 630,536    | 3,310,972   | 香川県  |
| 13,888,947         | 7,038,952   | 6,308,457   | 541,538    | 8,350,893   | 1,867,646   | 878,130    | 5,605,117   | 愛媛県  |
| 12,376,607         | 5,797,723   | 6,458,032   | 120,852    | 9,208,692   | 2,257,760   | 1,645,669  | 5,305,263   | 高知県  |
| 22,847,598         | 9,057,680   | 12,863,968  | 925,950    | 16,365,478  | 2,293,887   | 3,605,772  | 10,465,819  | 福岡県  |
| 11,281,851         | 5,111,099   | 6,008,367   | 162,385    | 9,486,884   | 5,123,217   | 1,273,230  | 3,090,437   | 佐賀県  |
| 33,578,686         | 18,395,644  | 14,643,060  | 539,982    | 11,016,079  | 1,730,934   | 3,987,886  | 5,297,259   | 長崎県  |
| 27,949,639         | 14,990,501  | 12,959,138  | -          | 10,679,854  | 3,641,744   | 720,427    | 6,317,683   | 熊本県  |
| 25,114,090         | 13,542,920  | 10,870,249  | 700,921    | 6,781,247   | 2,071,337   | 1,461,473  | 3,248,437   | 大分県  |
| 20,266,713         | 11,342,415  | 8,474,274   | 450,024    | 11,531,152  | 4,315,694   | 2,803,926  | 4,411,532   | 宮崎県  |
| 33,924,210         | 17,891,468  | 14,409,568  | 1,623,174  | 16,889,714  | 6,892,820   | 2,335,384  | 7,661,510   | 鹿児島県 |
| 26,302,128         | 14,261,438  | 11,713,856  | 326,834    | 13,150,531  | 8,829,363   | 651,388    | 3,669,780   | 沖縄県  |
| 1,022,815,369      | 501,520,766 | 477,286,919 | 44,007,684 | 387,837,053 | 100,172,969 | 63,198,884 | 224,465,200 | 合 計  |

(1) 農業基盤整備

| 区分<br>都道府県名 | (1) 資金負担別投資実績 |             |             |             | (2) 投資主体別資金負担別投資実績 |             |            |            |
|-------------|---------------|-------------|-------------|-------------|--------------------|-------------|------------|------------|
|             | 総投資額          | 資金負担区分      |             |             | 投資額                | 国           |            |            |
|             |               | 国費          | 都道府県費       | 市町村費        |                    | 国費          | 都道府県費      | 市町村費       |
| 北海道         | 199,853,598   | 124,265,446 | 56,232,012  | 19,356,140  | 87,879,109         | 69,477,521  | 13,822,053 | 4,579,535  |
| 青森県         | 23,380,153    | 13,019,333  | 8,637,873   | 1,722,947   | 4,461,020          | 3,438,205   | 599,830    | 422,985    |
| 岩手県         | 24,665,102    | 14,837,654  | 8,605,060   | 1,222,388   | 6,948,111          | 5,441,435   | 846,363    | 660,313    |
| 宮城県         | 23,453,799    | 13,732,390  | 7,285,770   | 2,435,639   | 6,318,042          | 4,898,336   | 783,631    | 636,075    |
| 秋田県         | 37,519,506    | 22,262,376  | 12,321,323  | 2,935,807   | 5,789,150          | 4,822,275   | 572,504    | 394,371    |
| 山形県         | 22,990,422    | 12,556,484  | 9,346,228   | 1,087,710   | 2,080,208          | 1,490,152   | 258,575    | 331,481    |
| 福島県         | 33,525,812    | 9,820,044   | 16,700,208  | 7,005,560   | 4,582,929          | 3,690,432   | 474,211    | 418,286    |
| 茨城県         | 21,107,849    | 10,594,467  | 7,491,862   | 3,021,520   | 7,729,807          | 5,076,641   | 1,416,345  | 1,236,821  |
| 栃木県         | 13,463,475    | 6,606,833   | 4,537,921   | 2,318,721   | 3,207,444          | 2,189,939   | 566,265    | 451,240    |
| 群馬県         | 8,608,601     | 2,844,518   | 2,836,094   | 2,927,989   | 874,054            | 525,635     | 135,658    | 212,761    |
| 埼玉県         | 9,548,839     | 4,803,969   | 2,807,056   | 1,937,814   | 3,108,492          | 2,601,088   | 211,687    | 295,717    |
| 千葉県         | 15,145,710    | 8,086,371   | 4,519,173   | 2,540,166   | 4,689,041          | 3,377,737   | 741,674    | 569,630    |
| 東京都         | 2,328,405     | 1,695,072   | 554,911     | 78,422      | 1,364,065          | 1,364,065   | -          | -          |
| 神奈川県        | 2,626,453     | 707,372     | 1,120,079   | 799,002     | 17,405             | 17,405      | -          | -          |
| 新潟県         | 55,094,581    | 31,401,725  | 17,833,724  | 5,859,132   | 14,581,375         | 10,231,102  | 2,755,899  | 1,594,374  |
| 富山県         | 18,595,617    | 9,591,527   | 6,397,078   | 2,607,012   | 1,577,898          | 1,016,173   | 291,599    | 270,126    |
| 石川県         | 17,727,015    | 10,129,922  | 5,121,947   | 2,475,146   | 6,547,272          | 4,847,691   | 1,412,317  | 287,264    |
| 福井県         | 11,747,486    | 6,068,431   | 3,634,206   | 2,044,849   | 149,335            | 51,971      | 35,160     | 62,204     |
| 山梨県         | 9,878,247     | 4,008,084   | 3,443,154   | 2,427,009   | 237,089            | 94,627      | 60,000     | 82,462     |
| 長野県         | 17,483,095    | 7,771,935   | 6,242,813   | 3,468,347   | 689,718            | 358,395     | 143,665    | 187,658    |
| 岐阜県         | 14,287,045    | 5,611,438   | 6,220,257   | 2,455,350   | 636,434            | 306,348     | 164,481    | 165,605    |
| 静岡県         | 21,861,167    | 9,688,342   | 8,048,306   | 4,124,519   | 2,121,881          | 1,498,420   | 368,338    | 255,123    |
| 愛知県         | 45,934,770    | 21,682,263  | 16,265,173  | 7,987,334   | 11,788,748         | 8,663,426   | 2,498,641  | 626,681    |
| 三重県         | 14,025,175    | 6,716,303   | 4,946,199   | 2,362,673   | 1,122,937          | 700,537     | 140,974    | 281,426    |
| 滋賀県         | 12,089,231    | 7,101,033   | 3,724,519   | 1,263,679   | 3,108,002          | 2,112,180   | 530,300    | 465,522    |
| 京都府         | 7,043,426     | 4,419,183   | 1,504,261   | 1,119,982   | 4,028,768          | 3,101,040   | 457,263    | 470,465    |
| 大阪府         | 4,471,283     | 2,157,436   | 1,332,212   | 981,635     | 43,546             | 15,273      | 9,750      | 18,523     |
| 兵庫県         | 20,916,366    | 11,119,319  | 6,776,483   | 3,020,564   | 2,406,897          | 1,499,783   | 327,821    | 579,293    |
| 奈良県         | 3,531,510     | 2,027,173   | 713,017     | 791,320     | 1,054,826          | 748,879     | 93,547     | 212,400    |
| 和歌山県        | 9,770,949     | 6,745,247   | 1,800,003   | 1,225,699   | 4,800,567          | 4,656,417   | 73,172     | 70,978     |
| 鳥取県         | 5,101,425     | 2,142,342   | 2,060,836   | 898,247     | 25,626             | 7,758       | 7,020      | 10,848     |
| 島根県         | 13,568,895    | 7,156,146   | 4,628,893   | 1,783,856   | 2,710,086          | 2,257,077   | 248,782    | 204,227    |
| 岡山県         | 23,668,155    | 9,036,515   | 5,924,819   | 8,706,821   | 6,497,762          | 4,613,193   | 1,459,430  | 425,139    |
| 広島県         | 11,190,095    | 5,986,051   | 2,947,558   | 2,256,486   | 656,805            | 606,563     | 21,300     | 28,942     |
| 山口県         | 13,544,922    | 7,327,954   | 4,784,358   | 1,432,610   | 2,621,967          | 1,879,868   | 538,992    | 203,107    |
| 徳島県         | 15,012,851    | 8,941,039   | 4,677,426   | 1,394,386   | 7,103,038          | 5,515,569   | 1,214,238  | 373,231    |
| 香川県         | 8,440,834     | 3,438,632   | 2,229,588   | 2,772,614   | 1,007,262          | 752,581     | 140,074    | 114,607    |
| 愛媛県         | 14,388,370    | 7,052,777   | 4,371,929   | 2,963,664   | 4,340,557          | 3,157,441   | 776,365    | 406,751    |
| 高知県         | 7,052,059     | 3,282,930   | 1,691,019   | 2,078,110   | 1,503,017          | 1,247,285   | 138,602    | 117,130    |
| 福岡県         | 23,753,637    | 7,869,127   | 8,792,883   | 7,091,627   | 2,991,213          | 2,217,111   | 426,532    | 347,570    |
| 佐賀県         | 15,587,713    | 9,922,375   | 3,815,415   | 1,849,923   | 5,204,712          | 4,073,403   | 885,284    | 246,025    |
| 長崎県         | 12,629,376    | 6,154,354   | 5,058,384   | 1,416,638   | 191,502            | 150,287     | 17,400     | 23,815     |
| 熊本県         | 31,034,107    | 18,115,579  | 9,723,961   | 3,194,567   | 6,742,590          | 5,462,431   | 776,844    | 503,315    |
| 大分県         | 19,789,618    | 11,466,939  | 6,496,330   | 1,826,349   | 3,255,200          | 2,510,283   | 493,505    | 251,412    |
| 宮崎県         | 9,778,309     | 5,357,151   | 2,972,992   | 1,448,166   | 2,201,403          | 1,846,917   | 183,587    | 170,899    |
| 鹿児島県        | 30,434,816    | 16,558,317  | 9,417,253   | 4,459,246   | 2,762,777          | 2,467,195   | 168,929    | 126,653    |
| 沖縄県         | 26,226,948    | 20,499,030  | 3,990,698   | 1,737,220   | 6,142,077          | 5,728,330   | 308,478    | 105,269    |
| 合計          | 1,003,876,817 | 542,378,948 | 320,583,264 | 140,914,605 | 249,901,764        | 192,806,420 | 37,597,085 | 19,498,259 |

(単位：千円)

| (2) 投資主体別資金負担別投資実績 |             |             |            |             |            |            |            |      | 区 分 |
|--------------------|-------------|-------------|------------|-------------|------------|------------|------------|------|-----|
| 口 都道府県             |             |             |            | ハ 市 町 村     |            |            |            |      |     |
| 投資額                | 資金負担区分      |             |            | 投資額         | 資金負担区分     |            |            |      |     |
|                    | 国 費         | 都道府県費       | 市町村費       |             | 国 費        | 都道府県費      | 市町村費       |      |     |
| 99,287,073         | 51,546,643  | 38,195,397  | 9,545,033  | 12,687,416  | 3,241,282  | 4,214,562  | 5,231,572  | 北海道  |     |
| 18,406,604         | 9,567,163   | 8,021,404   | 818,037    | 512,529     | 13,965     | 16,639     | 481,925    | 青森県  |     |
| 17,333,978         | 9,331,055   | 7,752,707   | 250,216    | 383,013     | 65,164     | 5,990      | 311,859    | 岩手県  |     |
| 15,294,529         | 8,622,831   | 6,350,097   | 321,601    | 1,841,228   | 211,223    | 152,042    | 1,477,963  | 宮城県  |     |
| 31,542,874         | 17,419,156  | 11,733,580  | 2,390,138  | 187,482     | 20,945     | 15,239     | 151,298    | 秋田県  |     |
| 20,148,913         | 10,748,874  | 9,007,155   | 392,884    | 761,301     | 317,458    | 80,498     | 363,345    | 山形県  |     |
| 21,513,778         | 4,506,806   | 16,008,552  | 998,420    | 7,429,105   | 1,622,806  | 217,445    | 5,588,854  | 福島県  |     |
| 12,154,157         | 5,382,472   | 5,957,801   | 813,884    | 1,223,885   | 135,354    | 117,716    | 970,815    | 茨城県  |     |
| 8,376,004          | 4,096,176   | 3,733,319   | 546,509    | 1,880,027   | 320,718    | 238,337    | 1,320,972  | 栃木県  |     |
| 4,848,508          | 1,982,578   | 2,209,495   | 656,435    | 2,886,039   | 336,305    | 490,941    | 2,058,793  | 群馬県  |     |
| 4,843,530          | 2,086,866   | 2,457,518   | 299,146    | 1,596,817   | 116,015    | 137,851    | 1,342,951  | 埼玉県  |     |
| 8,528,675          | 4,416,460   | 3,569,072   | 543,143    | 1,927,994   | 292,174    | 208,427    | 1,427,393  | 千葉県  |     |
| 435,643            | 111,839     | 323,804     | -          | 528,697     | 219,168    | 231,107    | 78,422     | 東京都  |     |
| 1,519,040          | 494,048     | 984,564     | 40,428     | 1,090,008   | 195,919    | 135,515    | 758,574    | 神奈川県 |     |
| 38,527,555         | 20,656,510  | 15,001,721  | 2,869,324  | 1,985,651   | 514,113    | 76,104     | 1,395,434  | 新潟県  |     |
| 16,108,563         | 8,451,881   | 6,015,806   | 1,640,876  | 909,156     | 123,473    | 89,673     | 696,010    | 富山県  |     |
| 9,799,544          | 4,971,142   | 3,695,636   | 1,132,766  | 1,380,199   | 311,089    | 13,994     | 1,055,116  | 石川県  |     |
| 9,716,081          | 5,368,132   | 3,342,947   | 1,005,002  | 1,882,070   | 648,328    | 256,099    | 977,643    | 福井県  |     |
| 8,422,188          | 3,805,857   | 3,209,393   | 1,406,938  | 1,218,970   | 107,600    | 173,761    | 937,609    | 山梨県  |     |
| 12,620,521         | 6,301,984   | 6,001,058   | 317,479    | 4,172,856   | 1,111,556  | 98,090     | 2,963,210  | 長野県  |     |
| 11,302,836         | 5,175,270   | 5,630,326   | 497,240    | 2,347,775   | 129,820    | 425,450    | 1,792,505  | 岐阜県  |     |
| 15,952,716         | 7,837,685   | 7,582,110   | 532,921    | 3,786,570   | 352,237    | 97,858     | 3,336,475  | 静岡県  |     |
| 27,925,669         | 12,713,912  | 12,878,443  | 2,333,314  | 6,220,353   | 304,925    | 888,089    | 5,027,339  | 愛知県  |     |
| 10,410,410         | 4,727,800   | 4,803,525   | 879,085    | 2,491,828   | 1,287,966  | 1,700      | 1,202,162  | 三重県  |     |
| 7,562,538          | 4,206,275   | 3,188,081   | 168,182    | 1,418,691   | 782,578    | 6,138      | 629,975    | 滋賀県  |     |
| 2,138,080          | 1,120,467   | 956,500     | 61,113     | 876,578     | 197,676    | 90,498     | 588,404    | 京都府  |     |
| 3,257,765          | 1,955,579   | 1,019,123   | 283,063    | 1,169,972   | 186,584    | 303,339    | 680,049    | 大阪府  |     |
| 14,526,861         | 7,811,186   | 6,347,251   | 368,424    | 3,982,608   | 1,808,350  | 101,411    | 2,072,847  | 兵庫県  |     |
| 1,360,705          | 686,040     | 617,682     | 56,983     | 1,115,979   | 592,254    | 1,788      | 521,937    | 奈良県  |     |
| 3,597,252          | 1,803,586   | 1,690,606   | 103,060    | 1,373,130   | 285,244    | 36,225     | 1,051,661  | 和歌山県 |     |
| 3,738,038          | 1,870,398   | 1,468,835   | 398,805    | 1,337,761   | 264,186    | 584,981    | 488,594    | 鳥取県  |     |
| 8,566,992          | 4,348,004   | 3,857,135   | 361,853    | 2,291,817   | 551,065    | 522,976    | 1,217,776  | 島根県  |     |
| 9,427,649          | 3,859,698   | 4,167,933   | 1,400,018  | 7,742,744   | 563,624    | 297,456    | 6,881,664  | 岡山県  |     |
| 7,876,820          | 4,902,178   | 2,754,287   | 220,355    | 2,656,470   | 477,310    | 171,971    | 2,007,189  | 広島県  |     |
| 9,903,986          | 5,164,487   | 4,203,497   | 536,002    | 1,018,969   | 283,599    | 41,869     | 693,501    | 山口県  |     |
| 6,930,348          | 3,334,426   | 3,395,219   | 200,703    | 979,465     | 91,044     | 67,969     | 820,452    | 徳島県  |     |
| 4,686,508          | 2,414,146   | 1,808,347   | 464,015    | 2,747,064   | 271,905    | 281,167    | 2,193,992  | 香川県  |     |
| 7,547,776          | 3,529,614   | 3,526,643   | 491,519    | 2,500,037   | 365,722    | 68,921     | 2,065,394  | 愛媛県  |     |
| 3,190,649          | 1,727,524   | 1,377,875   | 85,250     | 2,358,393   | 308,121    | 174,542    | 1,875,730  | 高知県  |     |
| 13,642,689         | 5,094,447   | 7,650,059   | 898,183    | 7,119,735   | 557,569    | 716,292    | 5,845,874  | 福岡県  |     |
| 6,497,288          | 3,486,439   | 2,857,010   | 153,839    | 3,885,713   | 2,362,533  | 73,121     | 1,450,059  | 佐賀県  |     |
| 11,222,600         | 5,784,369   | 5,026,684   | 411,547    | 1,215,274   | 219,698    | 14,300     | 981,276    | 長崎県  |     |
| 20,177,263         | 11,385,884  | 8,791,379   | -          | 4,114,254   | 1,267,264  | 155,738    | 2,691,252  | 熊本県  |     |
| 14,903,620         | 8,404,398   | 5,852,451   | 646,771    | 1,630,798   | 552,258    | 150,374    | 928,166    | 大分県  |     |
| 5,782,710          | 2,856,428   | 2,631,448   | 294,834    | 1,794,196   | 653,806    | 157,957    | 982,433    | 宮崎県  |     |
| 23,481,414         | 12,844,349  | 9,155,679   | 1,481,386  | 4,190,625   | 1,246,773  | 92,645     | 2,851,207  | 鹿児島県 |     |
| 14,240,432         | 10,232,001  | 3,682,220   | 326,211    | 5,844,439   | 4,538,699  | -          | 1,305,740  | 沖縄県  |     |
| 629,279,372        | 319,145,063 | 270,491,374 | 39,642,935 | 124,695,681 | 30,427,465 | 12,494,805 | 81,773,411 | 合 計  |     |

## (2) 林道

| 区分<br>都道府県名 | (1) 資金負担別投資実績 |             |            |            | (2) 投資主体別資金負担別投資実績 |            |       |      |
|-------------|---------------|-------------|------------|------------|--------------------|------------|-------|------|
|             | 総投資額          | 資金負担区分      |            |            | 投資額                | 資金負担区分     |       |      |
|             |               | 国費          | 都道府県費      | 市町村費       |                    | 国費         | 都道府県費 | 市町村費 |
| 北海道         | 23,633,539    | 20,651,215  | 1,651,640  | 1,330,684  | 18,941,109         | 18,941,109 | -     | -    |
| 青森県         | 6,101,356     | 5,728,463   | 209,107    | 163,786    | 5,529,682          | 5,529,682  | -     | -    |
| 岩手県         | 7,837,441     | 6,427,262   | 1,189,767  | 220,412    | 5,449,643          | 5,449,643  | -     | -    |
| 宮城県         | 3,103,511     | 2,172,465   | 674,589    | 256,457    | 1,765,178          | 1,765,178  | -     | -    |
| 秋田県         | 6,892,056     | 5,985,477   | 402,530    | 504,049    | 5,442,750          | 5,442,750  | -     | -    |
| 山形県         | 5,677,987     | 5,186,180   | 257,865    | 233,942    | 4,958,203          | 4,958,203  | -     | -    |
| 福島県         | 12,538,502    | 5,466,956   | 1,214,283  | 5,857,263  | 4,149,793          | 4,149,793  | -     | -    |
| 茨城県         | 925,739       | 479,723     | 249,677    | 196,339    | 463,367            | 463,367    | -     | -    |
| 栃木県         | 2,062,458     | 1,459,891   | 192,364    | 410,203    | 1,292,423          | 1,292,423  | -     | -    |
| 群馬県         | 3,957,187     | 2,483,133   | 1,003,720  | 470,334    | 1,989,165          | 1,989,165  | -     | -    |
| 埼玉県         | 1,130,071     | 376,086     | 451,075    | 302,910    | 124,781            | 124,781    | -     | -    |
| 千葉県         | 272,732       | 112,216     | 109,296    | 51,220     | 79,957             | 79,957     | -     | -    |
| 東京都         | 2,719,919     | 1,792,244   | 876,731    | 50,944     | 1,678,919          | 1,678,919  | -     | -    |
| 神奈川県        | 1,384,301     | 356,200     | 941,019    | 87,082     | 95,107             | 95,107     | -     | -    |
| 新潟県         | 5,472,841     | 3,632,922   | 942,570    | 897,349    | 2,937,542          | 2,937,542  | -     | -    |
| 富山県         | 2,609,480     | 1,560,354   | 692,688    | 356,438    | 1,090,142          | 1,090,142  | -     | -    |
| 石川県         | 2,140,688     | 1,204,146   | 531,299    | 405,243    | 484,393            | 484,393    | -     | -    |
| 福井県         | 1,453,101     | 811,066     | 211,389    | 430,646    | 523,070            | 523,070    | -     | -    |
| 山梨県         | 4,809,325     | 1,485,735   | 2,889,639  | 433,951    | 38,222             | 38,222     | -     | -    |
| 長野県         | 6,181,572     | 4,489,368   | 218,404    | 1,473,800  | 3,856,637          | 3,856,637  | -     | -    |
| 岐阜県         | 4,729,766     | 2,686,383   | 1,120,323  | 923,060    | 1,829,768          | 1,829,768  | -     | -    |
| 静岡県         | 3,938,553     | 1,397,338   | 1,104,333  | 1,436,882  | 895,320            | 895,320    | -     | -    |
| 愛知県         | 2,200,464     | 568,814     | 973,542    | 658,108    | 114,812            | 114,812    | -     | -    |
| 三重県         | 1,530,169     | 788,561     | 361,651    | 379,957    | 310,590            | 310,590    | -     | -    |
| 滋賀県         | 764,711       | 397,019     | 58,571     | 309,121    | 245,347            | 245,347    | -     | -    |
| 京都府         | 269,117       | 107,533     | 30,160     | 131,424    | 66,895             | 66,895     | -     | -    |
| 大阪府         | 158,106       | 14,898      | 26,069     | 117,139    | 14,898             | 14,898     | -     | -    |
| 兵庫県         | 1,482,520     | 685,593     | 690,951    | 105,976    | 349,841            | 349,841    | -     | -    |
| 奈良県         | 794,865       | 304,726     | 133,012    | 357,127    | 167,602            | 167,602    | -     | -    |
| 和歌山県        | 1,761,375     | 754,311     | 63,298     | 943,766    | 230,581            | 230,581    | -     | -    |
| 鳥取県         | 2,008,730     | 1,088,605   | 575,906    | 344,219    | 428,638            | 428,638    | -     | -    |
| 島根県         | 3,149,737     | 1,782,420   | 924,035    | 443,282    | 416,417            | 416,417    | -     | -    |
| 岡山県         | 1,439,086     | 715,030     | 313,616    | 410,440    | 462,126            | 462,126    | -     | -    |
| 広島県         | 2,382,244     | 1,101,106   | 412,876    | 868,262    | 640,837            | 640,837    | -     | -    |
| 山口県         | 1,167,452     | 406,276     | 323,840    | 437,336    | 116,558            | 116,558    | -     | -    |
| 徳島県         | 3,873,482     | 2,111,260   | 969,562    | 792,660    | 520,654            | 520,654    | -     | -    |
| 香川県         | 622,423       | 373,076     | 128,640    | 120,707    | 239,842            | 239,842    | -     | -    |
| 愛媛県         | 3,385,447     | 2,098,970   | 722,220    | 564,257    | 1,191,613          | 1,191,613  | -     | -    |
| 高知県         | 9,079,614     | 5,590,595   | 2,490,404  | 998,615    | 3,866,742          | 3,866,742  | -     | -    |
| 福岡県         | 2,931,887     | 1,098,262   | 1,337,565  | 496,060    | 597,143            | 597,143    | -     | -    |
| 佐賀県         | 711,350       | 438,413     | 31,239     | 241,698    | 386,335            | 386,335    | -     | -    |
| 長崎県         | 1,023,836     | 669,143     | 24,605     | 330,088    | 546,874            | 546,874    | -     | -    |
| 熊本県         | 3,365,844     | 2,192,993   | 658,292    | 514,559    | 1,562,014          | 1,562,014  | -     | -    |
| 大分県         | 2,524,439     | 1,708,225   | 449,176    | 367,038    | 1,102,751          | 1,102,751  | -     | -    |
| 宮崎県         | 6,415,805     | 5,263,314   | 369,807    | 782,684    | 4,467,029          | 4,467,029  | -     | -    |
| 鹿児島県        | 6,861,103     | 5,013,134   | 1,232,152  | 615,817    | 3,816,265          | 3,816,265  | -     | -    |
| 沖縄県         | 948,572       | 933,438     | 11,594     | 3,540      | 933,438            | 933,438    | -     | -    |
| 合計          | 170,424,503   | 112,150,538 | 30,447,091 | 27,826,874 | 86,411,013         | 86,411,013 | -     | -    |

(単位：千円)

| (2) 投資主体別資金負担別投資実績 |            |            |           |            |           |           |            |      | 区 分 |
|--------------------|------------|------------|-----------|------------|-----------|-----------|------------|------|-----|
| 口 都道府県             |            |            |           | ハ 市町村      |           |           |            |      |     |
| 投資額                | 資金負担区分     |            |           | 投資額        | 資金負担区分    |           |            |      |     |
|                    | 国 費        | 都道府県費      | 市町村費      |            | 国 費       | 都道府県費     | 市町村費       |      |     |
| 2,464,274          | 1,164,314  | 1,069,131  | 230,829   | 2,228,156  | 545,792   | 582,509   | 1,099,855  | 北海道  |     |
| 356,304            | 178,528    | 177,776    | -         | 215,370    | 20,253    | 31,331    | 163,786    | 青森県  |     |
| 2,142,976          | 957,682    | 1,185,294  | -         | 244,822    | 19,937    | 4,473     | 220,412    | 岩手県  |     |
| 990,812            | 394,836    | 595,976    | -         | 347,521    | 12,451    | 78,613    | 256,457    | 宮城県  |     |
| 912,777            | 411,817    | 371,316    | 129,644   | 536,529    | 130,910   | 31,214    | 374,405    | 秋田県  |     |
| 361,641            | 159,095    | 202,546    | -         | 358,143    | 68,882    | 55,319    | 233,942    | 山形県  |     |
| 1,755,826          | 912,676    | 738,218    | 104,932   | 6,632,883  | 404,487   | 476,065   | 5,752,331  | 福島県  |     |
| 236,603            | 630        | 205,973    | 30,000    | 225,769    | 15,726    | 43,704    | 166,339    | 茨城県  |     |
| 310,075            | 112,410    | 139,580    | 58,085    | 459,960    | 55,058    | 52,784    | 352,118    | 栃木県  |     |
| 1,232,731          | 480,359    | 732,997    | 19,375    | 735,291    | 13,609    | 270,723   | 450,959    | 群馬県  |     |
| 643,976            | 215,146    | 428,830    | -         | 361,314    | 36,159    | 22,245    | 302,910    | 埼玉県  |     |
| 110,135            | 32,259     | 77,876     | -         | 82,640     | -         | 31,420    | 51,220     | 千葉県  |     |
| 685,034            | 88,387     | 596,647    | -         | 355,966    | 24,938    | 280,084   | 50,944     | 東京都  |     |
| 1,179,389          | 260,133    | 919,256    | -         | 109,805    | 960       | 21,763    | 87,082     | 神奈川県 |     |
| 1,240,242          | 476,610    | 763,632    | -         | 1,295,057  | 218,770   | 178,938   | 897,349    | 新潟県  |     |
| 1,009,726          | 392,664    | 576,192    | 40,870    | 509,612    | 77,548    | 116,496   | 315,568    | 富山県  |     |
| 1,110,823          | 544,945    | 514,139    | 51,739    | 545,472    | 174,808   | 17,160    | 353,504    | 石川県  |     |
| 222,834            | 105,250    | 117,584    | -         | 707,197    | 182,746   | 93,805    | 430,646    | 福井県  |     |
| 4,189,042          | 1,322,571  | 2,850,544  | 15,927    | 582,061    | 124,942   | 39,095    | 418,024    | 山梨県  |     |
| 406,553            | 217,753    | 188,800    | -         | 1,918,382  | 414,978   | 29,604    | 1,473,800  | 長野県  |     |
| 1,436,513          | 477,777    | 953,139    | 5,597     | 1,463,485  | 378,838   | 167,184   | 917,463    | 岐阜県  |     |
| 1,394,232          | 380,766    | 948,382    | 65,084    | 1,649,001  | 121,252   | 155,951   | 1,371,798  | 静岡県  |     |
| 834,627            | 401,433    | 425,784    | 7,410     | 1,251,025  | 52,569    | 547,758   | 650,698    | 愛知県  |     |
| 642,161            | 303,237    | 323,597    | 15,327    | 577,418    | 174,734   | 38,054    | 364,630    | 三重県  |     |
| 80,574             | 37,911     | 41,575     | 1,088     | 438,790    | 113,761   | 16,996    | 308,033    | 滋賀県  |     |
| 11,428             | 8,758      | 2,670      | -         | 190,794    | 31,880    | 27,490    | 131,424    | 京都府  |     |
| -                  | -          | -          | -         | 143,208    | -         | 26,069    | 117,139    | 大阪府  |     |
| 1,009,459          | 322,433    | 680,320    | 6,706     | 123,220    | 13,319    | 10,631    | 99,270     | 兵庫県  |     |
| 70,202             | 23,347     | 46,855     | -         | 557,061    | 113,777   | 86,157    | 357,127    | 奈良県  |     |
| 28,183             | 19,024     | 9,159      | -         | 1,502,611  | 504,706   | 54,139    | 943,766    | 和歌山県 |     |
| 1,179,825          | 574,897    | 499,293    | 105,635   | 400,267    | 85,070    | 76,613    | 238,584    | 鳥取県  |     |
| 2,121,313          | 1,156,933  | 915,389    | 48,991    | 612,007    | 209,070   | 8,646     | 394,291    | 島根県  |     |
| 425,272            | 160,964    | 264,308    | -         | 551,688    | 91,940    | 49,308    | 410,440    | 岡山県  |     |
| 706,829            | 334,205    | 372,624    | -         | 1,034,578  | 126,064   | 40,252    | 868,262    | 広島県  |     |
| 505,412            | 232,075    | 258,456    | 14,881    | 545,482    | 57,643    | 65,384    | 422,455    | 山口県  |     |
| 1,867,978          | 1,021,532  | 800,008    | 46,438    | 1,484,850  | 569,074   | 169,554   | 746,222    | 徳島県  |     |
| 160,304            | 60,664     | 99,640     | -         | 222,277    | 72,570    | 29,000    | 120,707    | 香川県  |     |
| 1,293,971          | 603,795    | 664,870    | 25,306    | 899,863    | 303,562   | 57,350    | 538,951    | 愛媛県  |     |
| 3,656,570          | 1,693,669  | 1,962,901  | -         | 1,556,302  | 30,184    | 527,503   | 998,615    | 高知県  |     |
| 1,767,620          | 468,034    | 1,279,642  | 19,944    | 567,124    | 33,085    | 57,923    | 476,116    | 福岡県  |     |
| 16,543             | -          | 16,543     | -         | 308,472    | 52,078    | 14,696    | 241,698    | 佐賀県  |     |
| 9,747              | 3,609      | 6,138      | -         | 467,215    | 118,660   | 18,467    | 330,088    | 長崎県  |     |
| 1,118,757          | 505,976    | 612,781    | -         | 685,073    | 125,003   | 45,511    | 514,559    | 熊本県  |     |
| 944,454            | 498,125    | 444,750    | 1,579     | 477,234    | 107,349   | 4,426     | 365,459    | 大分県  |     |
| 606,146            | 377,209    | 223,343    | 5,594     | 1,342,630  | 419,076   | 146,464   | 777,090    | 宮崎県  |     |
| 2,194,844          | 1,119,462  | 1,075,382  | -         | 849,994    | 77,407    | 156,770   | 615,817    | 鹿児島県 |     |
| 11,594             | -          | 11,594     | -         | 3,540      | -         | -         | 3,540      | 沖縄県  |     |
| 45,656,331         | 19,213,900 | 25,391,450 | 1,050,981 | 38,357,159 | 6,525,625 | 5,055,641 | 26,775,893 | 合 計  |     |

## (3) 造林

| 区分<br>都道府県名 | (1) 資金負担別投資実績 |            |            |            | (2) 投資主体別資金負担別投資実績 |            |       |      |
|-------------|---------------|------------|------------|------------|--------------------|------------|-------|------|
|             | 総投資額          | 資金負担区分     |            |            | 投資額                | 国          |       |      |
|             |               | 国費         | 都道府県費      | 市町村費       |                    | 国費         | 都道府県費 | 市町村費 |
| 北海道         | 18,447,102    | 10,622,301 | 4,491,723  | 3,333,078  | 1,369,287          | 1,369,287  | -     | -    |
| 青森県         | 1,685,025     | 1,308,379  | 346,717    | 29,929     | 608,190            | 608,190    | -     | -    |
| 岩手県         | 1,704,856     | 948,752    | 568,333    | 187,771    | 664,027            | 664,027    | -     | -    |
| 宮城県         | 2,011,085     | 1,359,424  | 388,015    | 263,646    | 803,188            | 803,188    | -     | -    |
| 秋田県         | 3,322,104     | 2,311,583  | 832,251    | 178,270    | 310,089            | 310,089    | -     | -    |
| 山形県         | 1,572,727     | 650,519    | 816,025    | 106,183    | 272,101            | 272,101    | -     | -    |
| 福島県         | 2,755,918     | 2,303,839  | 202,255    | 249,824    | 479,540            | 479,540    | -     | -    |
| 茨城県         | 883,840       | 307,291    | 558,032    | 18,517     | 2,439              | 2,439      | -     | -    |
| 栃木県         | 3,604,899     | 1,108,872  | 2,466,090  | 29,937     | 238,030            | 238,030    | -     | -    |
| 群馬県         | 1,520,336     | 604,606    | 836,561    | 79,169     | 270,187            | 270,187    | -     | -    |
| 埼玉県         | 620,424       | 341,587    | 274,399    | 4,438      | 6,325              | 6,325      | -     | -    |
| 千葉県         | 73,309        | 39,426     | 27,559     | 6,324      | 24,977             | 24,977     | -     | -    |
| 東京都         | 423,502       | 54,855     | 368,647    | -          | 555                | 555        | -     | -    |
| 神奈川県        | 739,039       | 188,673    | 512,183    | 38,183     | 64,132             | 64,132     | -     | -    |
| 新潟県         | 1,065,713     | 772,721    | 224,178    | 68,814     | 229,358            | 229,358    | -     | -    |
| 富山県         | 1,259,308     | 908,943    | 338,721    | 11,644     | 229,634            | 229,634    | -     | -    |
| 石川県         | 2,000,928     | 1,178,409  | 694,835    | 127,684    | 142,457            | 142,457    | -     | -    |
| 福井県         | 3,217,825     | 2,189,570  | 931,305    | 96,950     | 328,686            | 328,686    | -     | -    |
| 山梨県         | 1,697,511     | 750,010    | 784,041    | 163,460    | 208,728            | 208,728    | -     | -    |
| 長野県         | 4,275,846     | 2,184,061  | 1,261,692  | 830,093    | 576,450            | 576,450    | -     | -    |
| 岐阜県         | 5,215,648     | 2,980,380  | 1,585,521  | 649,747    | 1,038,292          | 1,038,292  | -     | -    |
| 静岡県         | 1,906,157     | 1,327,912  | 457,650    | 120,595    | 427,632            | 427,632    | -     | -    |
| 愛知県         | 987,840       | 298,349    | 596,406    | 93,085     | 127,494            | 127,494    | -     | -    |
| 三重県         | 1,395,454     | 1,185,288  | 134,178    | 75,988     | 893,708            | 893,708    | -     | -    |
| 滋賀県         | 1,182,887     | 626,427    | 502,612    | 53,848     | 2,255              | 2,255      | -     | -    |
| 京都府         | 1,866,899     | 1,267,218  | 313,404    | 286,277    | 634,676            | 634,676    | -     | -    |
| 大阪府         | 118,088       | 91,394     | 22,404     | 4,290      | -                  | -          | -     | -    |
| 兵庫県         | 4,725,256     | 2,242,903  | 2,140,247  | 342,106    | 858,353            | 858,353    | -     | -    |
| 奈良県         | 1,498,899     | 854,239    | 301,302    | 343,358    | 448,607            | 448,607    | -     | -    |
| 和歌山県        | 1,661,335     | 1,259,712  | 295,816    | 105,807    | 546,369            | 546,369    | -     | -    |
| 鳥取県         | 1,522,477     | 1,148,091  | 243,834    | 130,552    | 719,677            | 719,677    | -     | -    |
| 島根県         | 2,940,168     | 2,330,994  | 457,271    | 151,903    | 1,934,503          | 1,934,503  | -     | -    |
| 岡山県         | 2,610,065     | 1,736,133  | 665,750    | 208,182    | 709,362            | 709,362    | -     | -    |
| 広島県         | 2,679,849     | 2,026,622  | 370,789    | 282,438    | 1,440,454          | 1,440,454  | -     | -    |
| 山口県         | 1,888,533     | 1,232,056  | 313,264    | 343,213    | 574,866            | 574,866    | -     | -    |
| 徳島県         | 2,827,416     | 2,319,968  | 429,528    | 77,920     | 536,225            | 536,225    | -     | -    |
| 香川県         | 367,738       | 169,201    | 129,798    | 68,739     | 32,614             | 32,614     | -     | -    |
| 愛媛県         | 2,392,537     | 1,617,506  | 630,867    | 144,164    | 481,366            | 481,366    | -     | -    |
| 高知県         | 3,830,815     | 2,419,763  | 996,124    | 414,928    | 1,087,338          | 1,087,338  | -     | -    |
| 福岡県         | 2,982,496     | 1,259,851  | 1,512,796  | 209,849    | 443,616            | 443,616    | -     | -    |
| 佐賀県         | 536,582       | 362,026    | 93,520     | 81,036     | 172,798            | 172,798    | -     | -    |
| 長崎県         | 1,714,989     | 1,008,152  | 598,396    | 108,441    | 183,070            | 183,070    | -     | -    |
| 熊本県         | 4,694,234     | 3,377,061  | 822,238    | 494,935    | 1,728,992          | 1,728,992  | -     | -    |
| 大分県         | 4,607,060     | 3,300,633  | 1,070,920  | 235,507    | 1,547,465          | 1,547,465  | -     | -    |
| 宮崎県         | 6,344,184     | 5,090,074  | 967,329    | 286,781    | 2,275,783          | 2,275,783  | -     | -    |
| 鹿児島県        | 2,850,998     | 1,994,620  | 644,297    | 212,081    | 389,291            | 389,291    | -     | -    |
| 沖縄県         | 338,149       | 219,098    | 29,143     | 89,908     | -                  | -          | -     | -    |
| 合計          | 118,568,050   | 73,879,492 | 33,248,966 | 11,439,592 | 26,063,186         | 26,063,186 | -     | -    |

(単位：千円)

| (2) 投資主体別資金負担別投資実績 |            |            |        |            |           |           |            |      | 区 分 |
|--------------------|------------|------------|--------|------------|-----------|-----------|------------|------|-----|
| 口 都道府県             |            |            |        | ハ 市町村      |           |           |            |      |     |
| 投資額                | 資金負担区分     |            |        | 投資額        | 資金負担区分    |           |            |      |     |
|                    | 国 費        | 都道府県費      | 市町村費   |            | 国 費       | 都道府県費     | 市町村費       |      |     |
| 11,400,014         | 7,766,050  | 3,633,964  | -      | 5,677,801  | 1,486,964 | 857,759   | 3,333,078  | 北海道  |     |
| 1,035,042          | 688,325    | 346,717    | -      | 41,793     | 11,864    | -         | 29,929     | 青森県  |     |
| 665,257            | 99,798     | 565,459    | -      | 375,572    | 184,927   | 2,874     | 187,771    | 岩手県  |     |
| 815,101            | 415,166    | 377,232    | 22,703 | 392,796    | 141,070   | 10,783    | 240,943    | 宮城県  |     |
| 2,690,806          | 1,884,605  | 806,201    | -      | 321,209    | 116,889   | 26,050    | 178,270    | 秋田県  |     |
| 1,139,993          | 325,982    | 814,011    | -      | 160,633    | 52,436    | 2,014     | 106,183    | 山形県  |     |
| 761,739            | 559,484    | 202,255    | -      | 1,514,639  | 1,264,815 | -         | 249,824    | 福島県  |     |
| 862,884            | 304,852    | 558,032    | -      | 18,517     | -         | -         | 18,517     | 茨城県  |     |
| 3,327,168          | 870,842    | 2,456,326  | -      | 39,701     | -         | 9,764     | 29,937     | 栃木県  |     |
| 1,104,952          | 332,819    | 772,133    | -      | 145,197    | 1,600     | 64,428    | 79,169     | 群馬県  |     |
| 607,398            | 335,262    | 272,136    | -      | 6,701      | -         | 2,263     | 4,438      | 埼玉県  |     |
| 38,448             | 12,089     | 26,359     | -      | 9,884      | 2,360     | 1,200     | 6,324      | 千葉県  |     |
| 422,947            | 54,300     | 368,647    | -      | -          | -         | -         | -          | 東京都  |     |
| 411,525            | 124,541    | 286,984    | -      | 263,382    | -         | 225,199   | 38,183     | 神奈川県 |     |
| 710,404            | 497,202    | 213,202    | -      | 125,951    | 46,161    | 10,976    | 68,814     | 新潟県  |     |
| 1,011,720          | 675,607    | 336,113    | -      | 17,954     | 3,702     | 2,608     | 11,644     | 富山県  |     |
| 1,647,658          | 969,933    | 677,725    | -      | 210,813    | 66,019    | 17,110    | 127,684    | 石川県  |     |
| 2,720,397          | 1,860,884  | 859,513    | -      | 168,742    | -         | 71,792    | 96,950     | 福井県  |     |
| 1,018,907          | 243,091    | 775,816    | -      | 469,876    | 298,191   | 8,225     | 163,460    | 山梨県  |     |
| 2,607,636          | 1,399,564  | 1,208,072  | -      | 1,091,760  | 208,047   | 53,620    | 830,093    | 長野県  |     |
| 3,376,998          | 1,913,644  | 1,463,354  | -      | 800,358    | 28,444    | 122,167   | 649,747    | 岐阜県  |     |
| 1,329,025          | 881,205    | 447,820    | -      | 149,500    | 19,075    | 9,830     | 120,595    | 静岡県  |     |
| 752,074            | 170,855    | 581,219    | -      | 108,272    | -         | 15,187    | 93,085     | 愛知県  |     |
| 400,149            | 274,661    | 125,488    | -      | 101,597    | 16,919    | 8,690     | 75,988     | 三重県  |     |
| 1,093,257          | 612,074    | 481,183    | -      | 87,375     | 12,098    | 21,429    | 53,848     | 滋賀県  |     |
| 874,389            | 619,777    | 254,612    | -      | 357,834    | 12,765    | 58,792    | 286,277    | 京都府  |     |
| 113,798            | 91,394     | 22,404     | -      | 4,290      | -         | -         | 4,290      | 大阪府  |     |
| 3,490,512          | 1,384,550  | 2,105,962  | -      | 376,391    | -         | 34,285    | 342,106    | 兵庫県  |     |
| 483,029            | 223,340    | 259,689    | -      | 567,263    | 182,292   | 41,613    | 343,358    | 奈良県  |     |
| 983,478            | 713,343    | 270,135    | -      | 131,488    | -         | 25,681    | 105,807    | 和歌山県 |     |
| 621,349            | 407,909    | 213,440    | -      | 181,451    | 20,505    | 30,394    | 130,552    | 鳥取県  |     |
| 735,648            | 351,591    | 384,057    | -      | 270,017    | 44,900    | 73,214    | 151,903    | 島根県  |     |
| 1,597,188          | 938,275    | 658,913    | -      | 303,515    | 88,496    | 6,837     | 208,182    | 岡山県  |     |
| 769,789            | 545,812    | 223,977    | -      | 469,606    | 40,356    | 146,812   | 282,438    | 広島県  |     |
| 755,840            | 505,895    | 249,945    | -      | 557,827    | 151,295   | 63,319    | 343,213    | 山口県  |     |
| 2,213,271          | 1,783,743  | 429,528    | -      | 77,920     | -         | -         | 77,920     | 徳島県  |     |
| 259,105            | 136,587    | 122,518    | -      | 76,019     | -         | 7,280     | 68,739     | 香川県  |     |
| 1,766,720          | 1,136,140  | 630,580    | -      | 144,451    | -         | 287       | 144,164    | 愛媛県  |     |
| 2,203,326          | 1,280,570  | 922,756    | -      | 540,151    | 51,855    | 73,368    | 414,928    | 高知県  |     |
| 1,368,830          | 765,908    | 602,922    | -      | 1,170,050  | 50,327    | 909,874   | 209,849    | 福岡県  |     |
| 225,976            | 144,923    | 81,053     | -      | 137,808    | 44,305    | 12,467    | 81,036     | 佐賀県  |     |
| 1,344,360          | 783,665    | 560,695    | -      | 187,559    | 41,417    | 37,701    | 108,441    | 長崎県  |     |
| 2,275,461          | 1,482,005  | 793,456    | -      | 689,781    | 166,064   | 28,782    | 494,935    | 熊本県  |     |
| 2,794,612          | 1,753,168  | 1,041,444  | -      | 264,983    | -         | 29,476    | 235,507    | 大分県  |     |
| 3,755,867          | 2,790,626  | 965,241    | -      | 312,534    | 23,665    | 2,088     | 286,781    | 宮崎県  |     |
| 2,206,590          | 1,569,288  | 637,302    | -      | 255,117    | 36,041    | 6,995     | 212,081    | 鹿児島県 |     |
| 103,507            | 74,364     | 29,143     | -      | 234,642    | 144,734   | -         | 89,908     | 沖縄県  |     |
| 72,894,144         | 42,755,708 | 30,115,733 | 22,703 | 19,610,720 | 5,060,598 | 3,133,233 | 11,416,889 | 合 計  |     |

## (4) 漁港

| 区分<br>都道府県名 | (1) 資金負担別投資実績 |            |            |            | (2) 投資主体別資金負担別投資実績 |            |           |      |
|-------------|---------------|------------|------------|------------|--------------------|------------|-----------|------|
|             | 総投資額          | 資金負担区分     |            |            | 投資額                | 資金負担区分     |           |      |
|             |               | 国費         | 都道府県費      | 市町村費       |                    | 国費         | 都道府県費     | 市町村費 |
| 北海道         | 39,978,104    | 26,846,857 | 11,837,889 | 1,293,358  | 17,795,400         | 12,846,059 | 4,949,341 | -    |
| 青森県         | 12,726,586    | 6,659,475  | 5,533,586  | 533,525    | -                  | -          | -         | -    |
| 岩手県         | 4,816,641     | 1,913,897  | 1,620,684  | 1,282,060  | -                  | -          | -         | -    |
| 宮城県         | 4,668,872     | 2,166,037  | 1,667,805  | 835,030    | 54,877             | 54,877     | -         | -    |
| 秋田県         | 1,160,980     | 523,072    | 448,299    | 189,609    | -                  | -          | -         | -    |
| 山形県         | 721,459       | 408,328    | 302,814    | 10,317     | -                  | -          | -         | -    |
| 福島県         | 2,558,490     | 1,183,473  | 1,153,614  | 221,403    | -                  | -          | -         | -    |
| 茨城県         | 1,651,736     | 627,393    | 805,919    | 218,424    | -                  | -          | -         | -    |
| 栃木県         | -             | -          | -          | -          | -                  | -          | -         | -    |
| 群馬県         | -             | -          | -          | -          | -                  | -          | -         | -    |
| 埼玉県         | -             | -          | -          | -          | -                  | -          | -         | -    |
| 千葉県         | 5,984,000     | 2,707,282  | 2,589,125  | 687,593    | -                  | -          | -         | -    |
| 東京都         | 4,674,190     | 2,257,686  | 2,387,090  | 29,414     | 412,777            | 412,777    | -         | -    |
| 神奈川県        | 1,801,038     | 674,700    | 864,541    | 261,797    | -                  | -          | -         | -    |
| 新潟県         | 1,869,438     | 973,299    | 495,962    | 400,177    | -                  | -          | -         | -    |
| 富山県         | 1,306,928     | 588,026    | 359,399    | 359,503    | -                  | -          | -         | -    |
| 石川県         | 1,643,243     | 636,227    | 893,122    | 113,894    | -                  | -          | -         | -    |
| 福井県         | 2,336,253     | 13,140     | 1,090,185  | 1,232,928  | -                  | -          | -         | -    |
| 山梨県         | -             | -          | -          | -          | -                  | -          | -         | -    |
| 長野県         | 5,605         | 412        | 5,193      | -          | -                  | -          | -         | -    |
| 岐阜県         | -             | -          | -          | -          | -                  | -          | -         | -    |
| 静岡県         | 2,645,711     | 1,077,835  | 1,228,618  | 339,258    | -                  | -          | -         | -    |
| 愛知県         | 1,708,944     | 667,644    | 959,464    | 81,836     | -                  | -          | -         | -    |
| 三重県         | 2,929,720     | 1,294,112  | 1,089,271  | 546,337    | -                  | -          | -         | -    |
| 滋賀県         | 12,524        | -          | -          | 12,524     | -                  | -          | -         | -    |
| 京都府         | 771,877       | 387,674    | 231,155    | 153,048    | -                  | -          | -         | -    |
| 大阪府         | 700,802       | 168,364    | 531,646    | 792        | 32,592             | 32,592     | -         | -    |
| 兵庫県         | 4,622,833     | 2,023,992  | 1,453,303  | 1,145,538  | 194,082            | 155,763    | 38,319    | -    |
| 奈良県         | -             | -          | -          | -          | -                  | -          | -         | -    |
| 和歌山県        | 2,726,878     | 1,250,013  | 1,242,404  | 234,461    | -                  | -          | -         | -    |
| 鳥取県         | 1,706,391     | 820,645    | 742,598    | 143,148    | 172,322            | 157,853    | 14,469    | -    |
| 島根県         | 3,284,335     | 1,502,158  | 1,460,530  | 321,647    | 23,859             | 21,856     | 2,003     | -    |
| 岡山県         | 1,210,017     | 411,309    | 593,464    | 205,244    | -                  | -          | -         | -    |
| 広島県         | 1,498,661     | 604,374    | 505,061    | 389,226    | -                  | -          | -         | -    |
| 山口県         | 3,444,644     | 1,793,895  | 478,593    | 1,172,156  | 43,033             | 43,033     | -         | -    |
| 徳島県         | 1,662,594     | 642,907    | 727,411    | 292,276    | -                  | -          | -         | -    |
| 香川県         | 920,471       | 451,398    | 192,762    | 276,311    | -                  | -          | -         | -    |
| 愛媛県         | 2,750,454     | 1,227,079  | 333,990    | 1,189,385  | -                  | -          | -         | -    |
| 高知県         | 3,065,978     | 1,527,103  | 1,123,621  | 415,254    | -                  | -          | -         | -    |
| 福岡県         | 1,943,743     | 767,945    | 262,880    | 912,918    | -                  | -          | -         | -    |
| 佐賀県         | 1,672,041     | 534,677    | 585,571    | 551,793    | -                  | -          | -         | -    |
| 長崎県         | 15,929,698    | 8,971,491  | 5,418,250  | 1,539,957  | 873,097            | 777,013    | 96,084    | -    |
| 熊本県         | 4,289,731     | 1,896,605  | 1,260,024  | 1,133,102  | -                  | -          | -         | -    |
| 大分県         | 2,630,072     | 1,211,824  | 980,116    | 438,132    | -                  | -          | -         | -    |
| 宮崎県         | 2,073,621     | 937,237    | 1,082,122  | 54,262     | -                  | -          | -         | -    |
| 鹿児島県        | 4,280,209     | 2,209,676  | 1,570,497  | 500,036    | 393,375            | 348,305    | 45,070    | -    |
| 沖縄県         | 8,405,250     | 5,948,136  | 1,342,773  | 1,114,341  | 1,028,087          | 977,230    | 50,857    | -    |
| 合計          | 164,790,762   | 86,507,397 | 57,451,351 | 20,832,014 | 21,023,501         | 15,827,358 | 5,196,143 | -    |

(単位：千円)

| (2) 投資主体別資金負担別投資実績 |            |            |           |            |            |           |            |      | 区 分 |
|--------------------|------------|------------|-----------|------------|------------|-----------|------------|------|-----|
| 口 都道府県             |            |            |           | ハ 市町村      |            |           |            |      |     |
| 投資額                | 資金負担区分     |            |           | 投資額        | 資金負担区分     |           |            |      |     |
|                    | 国 費        | 都道府県費      | 市町村費      |            | 国 費        | 都道府県費     | 市町村費       |      |     |
| 20,253,532         | 12,979,950 | 6,737,216  | 536,366   | 1,929,172  | 1,020,848  | 151,332   | 756,992    | 北海道  |     |
| 12,110,827         | 6,308,840  | 5,533,586  | 268,401   | 615,759    | 350,635    | -         | 265,124    | 青森県  |     |
| 3,019,739          | 1,307,483  | 1,609,393  | 102,863   | 1,796,902  | 606,414    | 11,291    | 1,179,197  | 岩手県  |     |
| 3,118,093          | 1,474,401  | 1,643,692  | -         | 1,495,902  | 636,759    | 24,113    | 835,030    | 宮城県  |     |
| 988,268            | 464,272    | 448,299    | 75,697    | 172,712    | 58,800     | -         | 113,912    | 秋田県  |     |
| 718,452            | 408,328    | 302,814    | 7,310     | 3,007      | -          | -         | 3,007      | 山形県  |     |
| 1,791,264          | 659,612    | 1,131,652  | -         | 767,226    | 523,861    | 21,962    | 221,403    | 福島県  |     |
| 1,650,630          | 627,393    | 805,919    | 217,318   | 1,106      | -          | -         | 1,106      | 茨城県  |     |
| -                  | -          | -          | -         | -          | -          | -         | -          | 栃木県  |     |
| -                  | -          | -          | -         | -          | -          | -         | -          | 群馬県  |     |
| -                  | -          | -          | -         | -          | -          | -         | -          | 埼玉県  |     |
| 4,872,841          | 2,627,451  | 1,955,697  | 289,693   | 1,111,159  | 79,831     | 633,428   | 397,900    | 千葉県  |     |
| 4,136,288          | 1,843,409  | 2,292,879  | -         | 125,125    | 1,500      | 94,211    | 29,414     | 東京都  |     |
| 1,372,294          | 514,690    | 829,467    | 28,137    | 428,744    | 160,010    | 35,074    | 233,660    | 神奈川県 |     |
| 1,059,404          | 587,442    | 471,962    | -         | 810,034    | 385,857    | 24,000    | 400,177    | 新潟県  |     |
| 625,504            | 241,777    | 315,834    | 67,893    | 681,424    | 346,249    | 43,565    | 291,610    | 富山県  |     |
| 1,470,632          | 571,559    | 893,122    | 5,951     | 172,611    | 64,668     | -         | 107,943    | 石川県  |     |
| 973,345            | -          | 973,345    | -         | 1,362,908  | 13,140     | 116,840   | 1,232,928  | 福井県  |     |
| -                  | -          | -          | -         | -          | -          | -         | -          | 山梨県  |     |
| 5,605              | 412        | 5,193      | -         | -          | -          | -         | -          | 長野県  |     |
| -                  | -          | -          | -         | -          | -          | -         | -          | 岐阜県  |     |
| 2,124,680          | 898,046    | 1,182,859  | 43,775    | 521,031    | 179,789    | 45,759    | 295,483    | 静岡県  |     |
| 1,597,970          | 663,207    | 929,709    | 5,054     | 110,974    | 4,437      | 29,755    | 76,782     | 愛知県  |     |
| 2,026,262          | 946,560    | 1,079,702  | -         | 903,458    | 347,552    | 9,569     | 546,337    | 三重県  |     |
| -                  | -          | -          | -         | 12,524     | -          | -         | 12,524     | 滋賀県  |     |
| 379,523            | 173,703    | 199,962    | 5,858     | 392,354    | 213,971    | 31,193    | 147,190    | 京都府  |     |
| 667,418            | 135,772    | 531,646    | -         | 792        | -          | -         | 792        | 大阪府  |     |
| 3,157,026          | 1,649,465  | 1,414,984  | 92,577    | 1,271,725  | 218,764    | -         | 1,052,961  | 兵庫県  |     |
| -                  | -          | -          | -         | -          | -          | -         | -          | 奈良県  |     |
| 2,356,287          | 1,116,283  | 1,240,004  | -         | 370,591    | 133,730    | 2,400     | 234,461    | 和歌山県 |     |
| 1,298,197          | 637,520    | 658,134    | 2,543     | 235,872    | 25,272     | 69,995    | 140,605    | 鳥取県  |     |
| 2,633,684          | 1,164,278  | 1,458,527  | 10,879    | 626,792    | 316,024    | -         | 310,768    | 島根県  |     |
| 968,296            | 372,016    | 564,364    | 31,916    | 241,721    | 39,293     | 29,100    | 173,328    | 岡山県  |     |
| 898,308            | 363,490    | 505,061    | 29,757    | 600,353    | 240,884    | -         | 359,469    | 広島県  |     |
| 1,118,003          | 504,729    | 476,093    | 137,181   | 2,283,608  | 1,246,133  | 2,500     | 1,034,975  | 山口県  |     |
| 1,486,059          | 642,907    | 725,050    | 118,102   | 176,535    | -          | 2,361     | 174,174    | 徳島県  |     |
| 172,400            | 68,314     | 104,086    | -         | 748,071    | 383,084    | 88,676    | 276,311    | 香川県  |     |
| 618,485            | 259,782    | 333,990    | 24,713    | 2,131,969  | 967,297    | -         | 1,164,672  | 愛媛県  |     |
| 2,095,955          | 977,823    | 1,082,530  | 35,602    | 970,023    | 549,280    | 41,091    | 379,652    | 高知県  |     |
| 318,521            | 138,164    | 172,534    | 7,823     | 1,625,222  | 629,781    | 90,346    | 905,095    | 福岡県  |     |
| 648,728            | 300,732    | 339,450    | 8,546     | 1,023,313  | 233,945    | 246,121   | 543,247    | 佐賀県  |     |
| 11,709,751         | 7,361,665  | 4,227,515  | 120,571   | 3,346,850  | 832,813    | 1,094,651 | 1,419,386  | 長崎県  |     |
| 2,302,125          | 1,329,395  | 972,730    | -         | 1,987,606  | 567,210    | 287,294   | 1,133,102  | 熊本県  |     |
| 1,754,414          | 885,129    | 844,322    | 24,963    | 875,658    | 326,695    | 135,794   | 413,169    | 大分県  |     |
| 2,072,256          | 937,237    | 1,082,122  | 52,897    | 1,365      | -          | -         | 1,365      | 宮崎県  |     |
| 3,196,025          | 1,545,694  | 1,525,427  | 124,904   | 690,809    | 315,677    | -         | 375,132    | 鹿児島県 |     |
| 3,813,844          | 2,934,516  | 878,705    | 623       | 3,563,319  | 2,036,390  | 413,211   | 1,113,718  | 沖縄県  |     |
| 107,580,935        | 56,623,446 | 48,479,576 | 2,477,913 | 36,186,326 | 14,056,593 | 3,775,632 | 18,354,101 | 合 計  |     |

## (5) その他

| 区分<br>都道府県名 | (1) 資金負担別投資実績 |             |             |            | (2) 投資主体別資金負担別投資実績 |        |       |      |
|-------------|---------------|-------------|-------------|------------|--------------------|--------|-------|------|
|             | 総投資額          | 資金負担区分      |             |            | 投資額                | 資金負担区分 |       |      |
|             |               | 国費          | 都道府県費       | 市町村費       |                    | 国費     | 都道府県費 | 市町村費 |
| 北海道         | 36,532,891    | 11,567,556  | 14,365,785  | 10,599,550 | -                  | -      | -     | -    |
| 青森県         | 12,248,859    | 5,514,776   | 4,922,060   | 1,812,023  | -                  | -      | -     | -    |
| 岩手県         | 8,267,109     | 1,575,079   | 4,483,710   | 2,208,320  | -                  | -      | -     | -    |
| 宮城県         | 4,725,106     | 1,087,349   | 1,722,428   | 1,915,329  | -                  | -      | -     | -    |
| 秋田県         | 5,340,127     | 2,866,121   | 1,630,261   | 843,745    | -                  | -      | -     | -    |
| 山形県         | 6,716,296     | 2,035,138   | 3,689,659   | 991,499    | -                  | -      | -     | -    |
| 福島県         | 32,121,753    | 15,715,431  | 5,152,926   | 11,253,396 | -                  | -      | -     | -    |
| 茨城県         | 5,150,804     | 2,456,680   | 1,273,388   | 1,420,736  | -                  | -      | -     | -    |
| 栃木県         | 8,072,607     | 3,255,969   | 3,394,716   | 1,421,922  | -                  | -      | -     | -    |
| 群馬県         | 2,866,768     | 695,628     | 1,056,402   | 1,114,738  | -                  | -      | -     | -    |
| 埼玉県         | 4,799,948     | 280,760     | 1,966,915   | 2,552,273  | -                  | -      | -     | -    |
| 千葉県         | 6,454,463     | 1,437,415   | 3,319,632   | 1,697,416  | -                  | -      | -     | -    |
| 東京都         | 6,604,345     | 95,548      | 5,384,051   | 1,124,746  | -                  | -      | -     | -    |
| 神奈川県        | 7,848,910     | 152,300     | 6,731,159   | 965,451    | -                  | -      | -     | -    |
| 新潟県         | 3,598,837     | 546,076     | 1,473,097   | 1,579,664  | -                  | -      | -     | -    |
| 富山県         | 3,109,256     | 328,871     | 1,648,441   | 1,131,944  | -                  | -      | -     | -    |
| 石川県         | 1,392,091     | 326,273     | 530,651     | 535,167    | -                  | -      | -     | -    |
| 福井県         | 4,399,743     | 1,098,172   | 2,221,913   | 1,079,658  | -                  | -      | -     | -    |
| 山梨県         | 5,152,081     | 1,841,701   | 2,201,156   | 1,109,224  | -                  | -      | -     | -    |
| 長野県         | 1,890,163     | 145,470     | 190,838     | 1,553,855  | -                  | -      | -     | -    |
| 岐阜県         | 3,958,318     | 789,591     | 2,172,424   | 996,303    | -                  | -      | -     | -    |
| 静岡県         | 6,560,796     | 1,805,382   | 2,726,190   | 2,029,224  | -                  | -      | -     | -    |
| 愛知県         | 13,656,172    | 4,956,178   | 7,079,634   | 1,620,360  | -                  | -      | -     | -    |
| 三重県         | 2,902,569     | 748,362     | 1,047,585   | 1,106,622  | -                  | -      | -     | -    |
| 滋賀県         | 1,497,366     | 435,097     | 674,687     | 387,582    | -                  | -      | -     | -    |
| 京都府         | 2,992,489     | 1,692,251   | 527,926     | 772,312    | -                  | -      | -     | -    |
| 大阪府         | 696,673       | 2,164       | 156,578     | 537,931    | -                  | -      | -     | -    |
| 兵庫県         | 8,239,587     | 817,846     | 4,014,861   | 3,406,880  | -                  | -      | -     | -    |
| 奈良県         | 1,924,965     | 664,309     | 455,890     | 804,766    | -                  | -      | -     | -    |
| 和歌山県        | 2,361,731     | 359,218     | 1,644,066   | 358,447    | -                  | -      | -     | -    |
| 鳥取県         | 1,186,855     | 234,172     | 454,632     | 498,051    | -                  | -      | -     | -    |
| 島根県         | 8,754,710     | 3,409,293   | 4,450,792   | 894,625    | -                  | -      | -     | -    |
| 岡山県         | 3,765,157     | 659,461     | 744,781     | 2,360,915  | -                  | -      | -     | -    |
| 広島県         | 4,416,287     | 463,553     | 1,335,873   | 2,616,861  | -                  | -      | -     | -    |
| 山口県         | 3,125,285     | 424,095     | 1,726,642   | 974,548    | -                  | -      | -     | -    |
| 徳島県         | 1,648,177     | 252,852     | 1,021,233   | 374,092    | -                  | -      | -     | -    |
| 香川県         | 1,267,628     | 117,427     | 498,978     | 651,223    | -                  | -      | -     | -    |
| 愛媛県         | 5,336,568     | 1,740,686   | 1,903,946   | 1,691,936  | -                  | -      | -     | -    |
| 高知県         | 5,013,930     | 1,436,457   | 1,941,135   | 1,636,338  | -                  | -      | -     | -    |
| 福岡県         | 11,633,285    | 3,614,252   | 4,990,148   | 3,028,885  | -                  | -      | -     | -    |
| 佐賀県         | 8,024,894     | 3,609,361   | 3,641,136   | 774,397    | -                  | -      | -     | -    |
| 長崎県         | 15,091,409    | 4,980,682   | 7,644,795   | 2,465,932  | -                  | -      | -     | -    |
| 熊本県         | 5,279,173     | 1,803,444   | 1,991,894   | 1,483,835  | -                  | -      | -     | -    |
| 大分県         | 8,249,564     | 3,087,135   | 3,828,685   | 1,333,744  | -                  | -      | -     | -    |
| 宮崎県         | 16,130,161    | 7,600,062   | 6,069,537   | 2,460,562  | -                  | -      | -     | -    |
| 鹿児島県        | 13,748,506    | 6,029,597   | 4,094,752   | 3,624,157  | -                  | -      | -     | -    |
| 沖縄県         | 11,637,342    | 3,130,097   | 7,350,371   | 1,156,874  | -                  | -      | -     | -    |
| 合計          | 336,391,754   | 107,885,337 | 141,548,359 | 86,958,058 | -                  | -      | -     | -    |

(単位：千円)

| (2) 投資主体別資金負担別投資実績 |            |             |         |             |            |            |            |       | 区 分 |
|--------------------|------------|-------------|---------|-------------|------------|------------|------------|-------|-----|
| 口 都道府県             |            |             |         | ハ 市町村       |            |            |            | 都道府県名 |     |
| 投資額                | 資金負担区分     |             |         | 投資額         | 資金負担区分     |            |            |       |     |
|                    | 国 費        | 都道府県費       | 市町村費    |             | 国 費        | 都道府県費      | 市町村費       |       |     |
| 16,966,493         | 7,842,114  | 8,949,628   | 174,751 | 19,566,398  | 3,725,442  | 5,416,157  | 10,424,799 | 北海道   |     |
| 9,501,388          | 5,142,856  | 4,358,532   | -       | 2,747,471   | 371,920    | 563,528    | 1,812,023  | 青森県   |     |
| 3,414,708          | 558,537    | 2,856,171   | -       | 4,852,401   | 1,016,542  | 1,627,539  | 2,208,320  | 岩手県   |     |
| 2,398,092          | 759,426    | 1,638,666   | -       | 2,327,014   | 327,923    | 83,762     | 1,915,329  | 宮城県   |     |
| 3,334,409          | 2,412,716  | 921,693     | -       | 2,005,718   | 453,405    | 708,568    | 843,745    | 秋田県   |     |
| 4,162,754          | 825,555    | 3,337,199   | -       | 2,553,542   | 1,209,583  | 352,460    | 991,499    | 山形県   |     |
| 11,961,825         | 7,826,847  | 4,134,978   | -       | 20,159,928  | 7,888,584  | 1,017,948  | 11,253,396 | 福島県   |     |
| 3,073,297          | 2,056,271  | 1,017,026   | -       | 2,077,507   | 400,409    | 256,362    | 1,420,736  | 茨城県   |     |
| 5,507,912          | 2,331,795  | 3,176,117   | -       | 2,564,695   | 924,174    | 218,599    | 1,421,922  | 栃木県   |     |
| 1,302,495          | 657,479    | 645,016     | -       | 1,564,273   | 38,149     | 411,386    | 1,114,738  | 群馬県   |     |
| 2,168,813          | 230,109    | 1,938,704   | -       | 2,631,135   | 50,651     | 28,211     | 2,552,273  | 埼玉県   |     |
| 3,501,856          | 587,664    | 2,891,282   | 22,910  | 2,952,607   | 849,751    | 428,350    | 1,674,506  | 千葉県   |     |
| 3,619,345          | 88,048     | 3,531,297   | -       | 2,985,000   | 7,500      | 1,852,754  | 1,124,746  | 東京都   |     |
| 6,666,078          | 138,295    | 6,436,483   | 91,300  | 1,182,832   | 14,005     | 294,676    | 874,151    | 神奈川県  |     |
| 1,320,540          | 264,120    | 1,056,420   | -       | 2,278,297   | 281,956    | 416,677    | 1,579,664  | 新潟県   |     |
| 277,548            | 91,483     | 186,065     | -       | 2,831,708   | 237,388    | 1,462,376  | 1,131,944  | 富山県   |     |
| 537,044            | 173,440    | 363,604     | -       | 855,047     | 152,833    | 167,047    | 535,167    | 石川県   |     |
| 2,179,788          | 513,096    | 1,666,692   | -       | 2,219,955   | 585,076    | 555,221    | 1,079,658  | 福井県   |     |
| 3,838,318          | 1,493,075  | 2,114,025   | 231,218 | 1,313,763   | 348,626    | 87,131     | 878,006    | 山梨県   |     |
| 13,998             | -          | 13,998      | -       | 1,876,165   | 145,470    | 176,840    | 1,553,855  | 長野県   |     |
| 2,624,318          | 685,950    | 1,938,368   | -       | 1,334,000   | 103,641    | 234,056    | 996,303    | 岐阜県   |     |
| 2,829,363          | 208,852    | 2,620,511   | -       | 3,731,433   | 1,596,530  | 105,679    | 2,029,224  | 静岡県   |     |
| 7,596,527          | 4,461,485  | 3,135,042   | -       | 6,059,645   | 494,693    | 3,944,592  | 1,620,360  | 愛知県   |     |
| 1,591,423          | 586,615    | 1,004,808   | -       | 1,311,146   | 161,747    | 42,777     | 1,106,622  | 三重県   |     |
| 808,245            | 195,086    | 613,159     | -       | 689,121     | 240,011    | 61,528     | 387,582    | 滋賀県   |     |
| 869,560            | 577,554    | 292,006     | -       | 2,122,929   | 1,114,697  | 235,920    | 772,312    | 京都府   |     |
| 6,374              | 2,164      | 4,210       | -       | 690,299     | -          | 152,368    | 537,931    | 大阪府   |     |
| 2,727,390          | 552,887    | 2,174,503   | -       | 5,512,197   | 264,959    | 1,840,358  | 3,406,880  | 兵庫県   |     |
| 642,983            | 439,796    | 203,187     | -       | 1,281,982   | 224,513    | 252,703    | 804,766    | 奈良県   |     |
| 1,953,167          | 340,962    | 1,612,205   | -       | 408,564     | 18,256     | 31,861     | 358,447    | 和歌山県  |     |
| 256,643            | 50,805     | 205,838     | -       | 930,212     | 183,367    | 248,794    | 498,051    | 鳥取県   |     |
| 6,469,468          | 2,230,406  | 4,168,142   | 70,920  | 2,285,242   | 1,178,887  | 282,650    | 823,705    | 島根県   |     |
| 810,628            | 511,782    | 298,846     | -       | 2,954,529   | 147,679    | 445,935    | 2,360,915  | 岡山県   |     |
| 1,236,726          | 377,671    | 795,612     | 63,443  | 3,179,561   | 85,882     | 540,261    | 2,553,418  | 広島県   |     |
| 1,230,287          | 7,561      | 1,222,726   | -       | 1,894,998   | 416,534    | 503,916    | 974,548    | 山口県   |     |
| 1,069,137          | 183,780    | 875,802     | 9,555   | 579,040     | 69,072     | 145,431    | 364,537    | 徳島県   |     |
| 287,218            | 12,653     | 274,565     | -       | 980,410     | 104,774    | 224,413    | 651,223    | 香川県   |     |
| 2,661,995          | 1,509,621  | 1,152,374   | -       | 2,674,573   | 231,065    | 751,572    | 1,691,936  | 愛媛県   |     |
| 1,230,107          | 118,137    | 1,111,970   | -       | 3,783,823   | 1,318,320  | 829,165    | 1,636,338  | 高知県   |     |
| 5,749,938          | 2,591,127  | 3,158,811   | -       | 5,883,347   | 1,023,125  | 1,831,337  | 3,028,885  | 福岡県   |     |
| 3,893,316          | 1,179,005  | 2,714,311   | -       | 4,131,578   | 2,430,356  | 926,825    | 774,397    | 佐賀県   |     |
| 9,292,228          | 4,462,336  | 4,822,028   | 7,864   | 5,799,181   | 518,346    | 2,822,767  | 2,458,068  | 長崎県   |     |
| 2,076,033          | 287,241    | 1,788,792   | -       | 3,203,140   | 1,516,203  | 203,102    | 1,483,835  | 熊本県   |     |
| 4,716,990          | 2,002,100  | 2,687,282   | 27,608  | 3,532,574   | 1,085,035  | 1,141,403  | 1,306,136  | 大分県   |     |
| 8,049,734          | 4,380,915  | 3,572,120   | 96,699  | 8,080,427   | 3,219,147  | 2,497,417  | 2,363,863  | 宮崎県   |     |
| 2,845,337          | 812,675    | 2,015,778   | 16,884  | 10,903,169  | 5,216,922  | 2,078,974  | 3,607,273  | 鹿児島県  |     |
| 8,132,751          | 1,020,557  | 7,112,194   | -       | 3,504,591   | 2,109,540  | 238,177    | 1,156,874  | 沖縄県   |     |
| 167,404,587        | 63,782,649 | 102,808,786 | 813,152 | 168,987,167 | 44,102,688 | 38,739,573 | 86,144,906 | 合 計   |     |

## 6. 住宅

| 区分<br>都道府県名 | (1) 資金負担別投資実績 |             |             |             | (2) 投資主体別資金負担別投資実績 |             |       |      |
|-------------|---------------|-------------|-------------|-------------|--------------------|-------------|-------|------|
|             | 総投資額          | 資金負担区分      |             |             | 投資額                | 資金負担区分      |       |      |
|             |               | 国費          | 都道府県費       | 市町村費        |                    | 国費          | 都道府県費 | 市町村費 |
| 北海道         | 58,580,577    | 18,950,237  | 3,730,910   | 35,899,430  | 42,201             | 42,201      | -     | -    |
| 青森県         | 5,403,555     | 1,889,188   | 740,888     | 2,773,479   | 5,382              | 5,382       | -     | -    |
| 岩手県         | 3,910,659     | 953,197     | 1,181,983   | 1,775,479   | 9,868              | 9,868       | -     | -    |
| 宮城県         | 9,864,771     | 4,168,413   | 1,454,790   | 4,241,568   | -                  | -           | -     | -    |
| 秋田県         | 2,547,089     | 463,097     | 300,987     | 1,783,005   | -                  | -           | -     | -    |
| 山形県         | 3,023,265     | 383,506     | 729,029     | 1,910,730   | 9,868              | 9,868       | -     | -    |
| 福島県         | 14,444,218    | 2,565,146   | 1,874,160   | 10,004,912  | 4,485              | 4,485       | -     | -    |
| 茨城県         | 6,611,317     | 2,073,297   | 1,726,840   | 2,811,180   | 12,289             | 12,289      | -     | -    |
| 栃木県         | 3,949,514     | 1,271,772   | 931,784     | 1,745,958   | 24,748             | 24,748      | -     | -    |
| 群馬県         | 5,922,264     | 1,328,762   | 1,717,878   | 2,875,624   | 14,117             | 14,117      | -     | -    |
| 埼玉県         | 15,745,154    | 6,900,943   | 6,808,206   | 2,036,005   | 4,685,390          | 4,685,390   | -     | -    |
| 千葉県         | 8,697,051     | 4,551,629   | 1,495,639   | 2,649,783   | 2,978,007          | 2,978,007   | -     | -    |
| 東京都         | 190,495,331   | 104,655,426 | 77,376,560  | 8,463,345   | 82,188,235         | 82,188,235  | -     | -    |
| 神奈川県        | 45,463,887    | 15,710,916  | 11,586,820  | 18,166,151  | 7,190,137          | 7,190,137   | -     | -    |
| 新潟県         | 10,072,945    | 6,805,857   | 837,079     | 2,430,009   | 5,567,146          | 5,567,146   | -     | -    |
| 富山県         | 1,908,120     | 557,185     | 498,325     | 852,610     | -                  | -           | -     | -    |
| 石川県         | 4,831,187     | 1,087,830   | 1,659,216   | 2,084,141   | 23,922             | 23,922      | -     | -    |
| 福井県         | 4,133,953     | 1,452,358   | 203,167     | 2,478,428   | -                  | -           | -     | -    |
| 山梨県         | 4,360,978     | 1,429,983   | 1,619,644   | 1,311,351   | -                  | -           | -     | -    |
| 長野県         | 8,634,704     | 2,335,720   | 2,519,433   | 3,779,551   | 72,812             | 72,812      | -     | -    |
| 岐阜県         | 2,891,732     | 680,030     | 924,265     | 1,287,437   | 174,777            | 174,777     | -     | -    |
| 静岡県         | 13,454,151    | 4,921,884   | 5,040,145   | 3,492,122   | 192                | 192         | -     | -    |
| 愛知県         | 29,523,762    | 8,729,774   | 4,988,303   | 15,805,685  | 211,068            | 211,068     | -     | -    |
| 三重県         | 2,138,437     | 401,229     | 141,259     | 1,595,949   | -                  | -           | -     | -    |
| 滋賀県         | 3,338,660     | 1,018,243   | 499,144     | 1,821,273   | 2,661              | 2,661       | -     | -    |
| 京都府         | 14,304,937    | 3,628,298   | 2,468,281   | 8,208,358   | 25,248             | 25,248      | -     | -    |
| 大阪府         | 94,529,722    | 40,669,255  | 20,945,576  | 32,914,891  | 9,646,998          | 9,646,998   | -     | -    |
| 兵庫県         | 41,128,393    | 15,731,052  | 9,390,328   | 16,007,013  | 1,057,587          | 1,057,587   | -     | -    |
| 奈良県         | 2,334,711     | 668,557     | 288,560     | 1,377,594   | 9,596              | 9,596       | -     | -    |
| 和歌山県        | 3,118,824     | 1,068,318   | 652,925     | 1,397,581   | 29,408             | 29,408      | -     | -    |
| 鳥取県         | 3,793,069     | 918,778     | 1,206,784   | 1,667,507   | 21,141             | 21,141      | -     | -    |
| 島根県         | 5,230,524     | 1,484,656   | 1,845,854   | 1,900,014   | -                  | -           | -     | -    |
| 岡山県         | 2,592,087     | 575,686     | 745,292     | 1,271,109   | 23,848             | 23,848      | -     | -    |
| 広島県         | 9,227,434     | 3,673,973   | 2,667,041   | 2,886,420   | 1,476,693          | 1,476,693   | -     | -    |
| 山口県         | 4,720,699     | 1,277,997   | 1,497,279   | 1,945,423   | 16,057             | 16,057      | -     | -    |
| 徳島県         | 3,456,970     | 735,142     | 1,215,501   | 1,506,327   | 42,162             | 42,162      | -     | -    |
| 香川県         | 3,616,153     | 1,328,214   | 328,546     | 1,959,393   | -                  | -           | -     | -    |
| 愛媛県         | 4,259,250     | 1,347,859   | 618,607     | 2,292,784   | -                  | -           | -     | -    |
| 高知県         | 5,172,300     | 1,692,054   | 1,566,446   | 1,913,800   | -                  | -           | -     | -    |
| 福岡県         | 47,807,427    | 16,787,527  | 6,607,636   | 24,412,264  | 4,276,966          | 4,276,966   | -     | -    |
| 佐賀県         | 4,849,447     | 1,325,831   | 1,709,414   | 1,814,202   | -                  | -           | -     | -    |
| 長崎県         | 6,781,059     | 1,666,340   | 1,696,238   | 3,418,481   | 17,493             | 17,493      | -     | -    |
| 熊本県         | 11,600,939    | 5,204,873   | 578,446     | 5,817,620   | -                  | -           | -     | -    |
| 大分県         | 3,271,577     | 812,135     | 814,438     | 1,645,004   | -                  | -           | -     | -    |
| 宮崎県         | 6,138,817     | 1,403,217   | 1,862,893   | 2,872,707   | -                  | -           | -     | -    |
| 鹿児島県        | 10,522,178    | 2,675,176   | 1,960,556   | 5,886,446   | 5,517              | 5,517       | -     | -    |
| 沖縄県         | 14,551,271    | 7,482,020   | 2,417,088   | 4,652,163   | 8,821              | 8,821       | -     | -    |
| 合計          | 762,955,069   | 307,442,580 | 193,670,183 | 261,842,306 | 119,874,840        | 119,874,840 | -     | -    |

(単位：千円)

| (2) 投資主体別資金負担別投資実績 |            |             |           |             |             |           |             | 区 分  |
|--------------------|------------|-------------|-----------|-------------|-------------|-----------|-------------|------|
| 口 都道府県             |            |             |           | ハ 市町村       |             |           |             |      |
| 投資額                | 資金負担区分     |             |           | 投資額         | 資金負担区分      |           |             |      |
|                    | 国 費        | 都道府県費       | 市町村費      |             | 国 費         | 都道府県費     | 市町村費        |      |
| 6,752,528          | 3,039,507  | 3,713,021   | -         | 51,785,848  | 15,868,529  | 17,889    | 35,899,430  | 北海道  |
| 1,237,180          | 517,308    | 719,872     | -         | 4,160,993   | 1,366,498   | 21,016    | 2,773,479   | 青森県  |
| 1,363,412          | 185,239    | 1,178,173   | -         | 2,537,379   | 758,090     | 3,810     | 1,775,479   | 岩手県  |
| 1,866,923          | 426,271    | 1,440,652   | -         | 7,997,848   | 3,742,142   | 14,138    | 4,241,568   | 宮城県  |
| 460,076            | 159,344    | 300,732     | -         | 2,087,013   | 303,753     | 255       | 1,783,005   | 秋田県  |
| 574,756            | 67,658     | 507,098     | -         | 2,438,641   | 305,980     | 221,931   | 1,910,730   | 山形県  |
| 7,021,199          | 766,242    | 1,823,124   | 4,431,833 | 7,418,534   | 1,794,419   | 51,036    | 5,573,079   | 福島県  |
| 2,392,145          | 665,305    | 1,726,840   | -         | 4,206,883   | 1,395,703   | -         | 2,811,180   | 茨城県  |
| 1,430,182          | 515,843    | 914,339     | -         | 2,494,584   | 731,181     | 17,445    | 1,745,958   | 栃木県  |
| 2,058,056          | 348,245    | 1,709,811   | -         | 3,850,091   | 966,400     | 8,067     | 2,875,624   | 群馬県  |
| 8,230,871          | 1,422,665  | 6,808,206   | -         | 2,828,893   | 792,888     | -         | 2,036,005   | 埼玉県  |
| 2,536,186          | 1,054,093  | 1,482,093   | -         | 3,182,858   | 519,529     | 13,546    | 2,649,783   | 千葉県  |
| 96,659,245         | 20,335,311 | 75,906,164  | 417,770   | 11,647,851  | 2,131,880   | 1,470,396 | 8,045,575   | 東京都  |
| 14,382,651         | 2,864,909  | 11,517,742  | -         | 23,891,099  | 5,655,870   | 69,078    | 18,166,151  | 神奈川県 |
| 1,227,223          | 413,907    | 813,316     | -         | 3,278,576   | 824,804     | 23,763    | 2,430,009   | 新潟県  |
| 659,275            | 174,588    | 484,687     | -         | 1,248,845   | 382,597     | 13,638    | 852,610     | 富山県  |
| 1,930,620          | 290,047    | 1,640,573   | -         | 2,876,645   | 773,861     | 18,643    | 2,084,141   | 石川県  |
| 240,218            | 64,053     | 176,165     | -         | 3,893,735   | 1,388,305   | 27,002    | 2,478,428   | 福井県  |
| 2,173,856          | 575,412    | 1,598,444   | -         | 2,187,122   | 854,571     | 21,200    | 1,311,351   | 山梨県  |
| 3,680,487          | 1,189,967  | 2,490,520   | -         | 4,881,405   | 1,072,941   | 28,913    | 3,779,551   | 長野県  |
| 943,579            | 36,899     | 906,680     | -         | 1,773,376   | 468,354     | 17,585    | 1,287,437   | 岐阜県  |
| 8,413,988          | 3,505,007  | 4,908,981   | -         | 5,039,971   | 1,416,685   | 131,164   | 3,492,122   | 静岡県  |
| 8,956,075          | 4,250,869  | 4,705,206   | -         | 20,356,619  | 4,267,837   | 283,097   | 15,805,685  | 愛知県  |
| 238,083            | 98,817     | 139,266     | -         | 1,900,354   | 302,412     | 1,993     | 1,595,949   | 三重県  |
| 908,135            | 412,466    | 495,669     | -         | 2,427,864   | 603,116     | 3,475     | 1,821,273   | 滋賀県  |
| 3,181,488          | 786,983    | 2,394,505   | -         | 11,098,201  | 2,816,067   | 73,776    | 8,208,358   | 京都府  |
| 30,099,655         | 9,166,271  | 20,933,384  | -         | 54,783,069  | 21,855,986  | 12,192    | 32,914,891  | 大阪府  |
| 14,239,662         | 4,908,078  | 9,331,584   | -         | 25,831,144  | 9,765,387   | 58,744    | 16,007,013  | 兵庫県  |
| 568,422            | 279,955    | 288,467     | -         | 1,756,693   | 379,006     | 93        | 1,377,594   | 奈良県  |
| 1,100,334          | 452,872    | 647,462     | -         | 1,989,082   | 586,038     | 5,463     | 1,397,581   | 和歌山県 |
| 1,410,811          | 224,674    | 1,186,137   | -         | 2,361,117   | 672,963     | 20,647    | 1,667,507   | 鳥取県  |
| 2,663,842          | 794,461    | 1,800,777   | 68,604    | 2,566,682   | 690,195     | 45,077    | 1,831,410   | 島根県  |
| 948,609            | 204,115    | 744,494     | -         | 1,619,630   | 347,723     | 798       | 1,271,109   | 岡山県  |
| 3,614,069          | 953,973    | 2,656,810   | 3,286     | 4,136,672   | 1,243,307   | 10,231    | 2,883,134   | 広島県  |
| 2,028,982          | 531,863    | 1,497,119   | -         | 2,675,660   | 730,077     | 160       | 1,945,423   | 山口県  |
| 1,529,992          | 393,343    | 1,136,649   | -         | 1,884,816   | 299,637     | 78,852    | 1,506,327   | 徳島県  |
| 453,509            | 146,788    | 306,721     | -         | 3,162,644   | 1,181,426   | 21,825    | 1,959,393   | 香川県  |
| 1,116,951          | 501,152    | 615,799     | -         | 3,142,299   | 846,707     | 2,808     | 2,292,784   | 愛媛県  |
| 1,636,503          | 444,475    | 1,192,017   | 11        | 3,535,797   | 1,247,579   | 374,429   | 1,913,789   | 高知県  |
| 8,826,397          | 2,262,014  | 6,564,383   | -         | 34,704,064  | 10,248,547  | 43,253    | 24,412,264  | 福岡県  |
| 2,224,000          | 515,707    | 1,708,293   | -         | 2,625,447   | 810,124     | 1,121     | 1,814,202   | 佐賀県  |
| 2,164,043          | 467,805    | 1,696,238   | -         | 4,599,523   | 1,181,042   | -         | 3,418,481   | 長崎県  |
| 833,916            | 335,877    | 498,039     | -         | 10,767,023  | 4,868,996   | 80,407    | 5,817,620   | 熊本県  |
| 1,115,355          | 325,780    | 789,575     | -         | 2,156,222   | 486,355     | 24,863    | 1,645,004   | 大分県  |
| 2,358,437          | 505,852    | 1,852,585   | -         | 3,780,380   | 897,365     | 10,308    | 2,872,707   | 宮崎県  |
| 2,430,884          | 854,032    | 1,576,852   | -         | 8,085,777   | 1,815,627   | 383,704   | 5,886,446   | 鹿児島県 |
| 6,592,519          | 4,192,427  | 2,400,092   | -         | 7,949,931   | 3,280,772   | 16,996    | 4,652,163   | 沖縄県  |
| 267,475,329        | 72,628,469 | 189,925,356 | 4,921,504 | 375,604,900 | 114,939,271 | 3,744,827 | 256,920,802 | 合 計  |

## 7. 環境衛生

| 区分<br>都道府県名 | (1) 資金負担別投資実績 |             |            |             | (2) 投資主体別資金負担別投資実績 |            |       |      |
|-------------|---------------|-------------|------------|-------------|--------------------|------------|-------|------|
|             | 総投資額          | 資金負担区分      |            |             | 投資額                | 資金負担区分     |       |      |
|             |               | 国費          | 都道府県費      | 市町村費        |                    | 国費         | 都道府県費 | 市町村費 |
| 北海道         | 64,999,162    | 15,443,953  | 332,113    | 49,223,096  | 1,239,703          | 1,239,703  | -     | -    |
| 青森県         | 16,072,749    | 4,037,237   | 3,126,555  | 8,908,957   | 1,187              | 1,187      | -     | -    |
| 岩手県         | 4,755,905     | 318,297     | 316,982    | 4,120,626   | 297                | 297        | -     | -    |
| 宮城県         | 16,960,888    | 3,897,070   | 973,517    | 12,090,301  | 2,262,798          | 2,262,798  | -     | -    |
| 秋田県         | 8,456,232     | 1,132,284   | 178,041    | 7,145,907   | 633,505            | 633,505    | -     | -    |
| 山形県         | 4,138,291     | 480,535     | 82,187     | 3,575,569   | -                  | -          | -     | -    |
| 福島県         | 22,271,319    | 6,982,762   | 129,819    | 15,158,738  | 2,898,481          | 2,898,481  | -     | -    |
| 茨城県         | 28,478,857    | 9,363,893   | 512,495    | 18,602,469  | 5,937,649          | 5,937,649  | -     | -    |
| 栃木県         | 16,043,994    | 2,190,453   | 1,634,433  | 12,219,108  | 531,088            | 531,088    | -     | -    |
| 群馬県         | 24,972,077    | 5,767,803   | 79,936     | 19,124,338  | 241,213            | 241,213    | -     | -    |
| 埼玉県         | 40,614,255    | 9,651,291   | 430,630    | 30,532,334  | 884,595            | 884,595    | -     | -    |
| 千葉県         | 39,442,035    | 8,460,082   | 3,739,530  | 27,242,423  | 1,816,192          | 1,816,192  | -     | -    |
| 東京都         | 87,037,772    | 14,495,964  | 22,645,087 | 49,896,721  | 9,001,987          | 9,001,987  | -     | -    |
| 神奈川県        | 43,295,771    | 7,068,563   | 1,121,662  | 35,105,546  | 3,688,959          | 3,688,959  | -     | -    |
| 新潟県         | 22,706,452    | 5,903,884   | 283,265    | 16,519,303  | 808,944            | 808,944    | -     | -    |
| 富山県         | 2,799,014     | 833,298     | 687,581    | 1,278,135   | 454,367            | 454,367    | -     | -    |
| 石川県         | 5,365,628     | 82,373      | 2,120,339  | 3,162,916   | 3,425              | 3,425      | -     | -    |
| 福井県         | 9,864,796     | 2,649,705   | 222,715    | 6,992,376   | 1,658,934          | 1,658,934  | -     | -    |
| 山梨県         | 1,751,873     | 119,360     | 93,013     | 1,539,500   | 11,933             | 11,933     | -     | -    |
| 長野県         | 9,461,709     | 1,351,873   | 1,609,162  | 6,500,674   | 423,892            | 423,892    | -     | -    |
| 岐阜県         | 15,152,409    | 2,655,218   | 268,056    | 12,229,135  | -                  | -          | -     | -    |
| 静岡県         | 55,637,336    | 16,634,330  | 841,812    | 38,161,194  | 1,032,181          | 1,032,181  | -     | -    |
| 愛知県         | 51,837,251    | 12,181,373  | 1,260,916  | 38,394,962  | 7,584,445          | 7,584,445  | -     | -    |
| 三重県         | 6,262,968     | 1,011,407   | 162,827    | 5,088,734   | 750,620            | 750,620    | -     | -    |
| 滋賀県         | 8,158,502     | 1,612,434   | 649,022    | 5,897,046   | 504,750            | 504,750    | -     | -    |
| 京都府         | 13,738,880    | 5,861,897   | 101,848    | 7,775,135   | 5,103,108          | 5,103,108  | -     | -    |
| 大阪府         | 44,317,606    | 17,505,295  | 96,195     | 26,716,116  | 14,185,482         | 14,185,482 | -     | -    |
| 兵庫県         | 27,673,307    | 5,706,094   | 619,250    | 21,347,963  | 3,450,266          | 3,450,266  | -     | -    |
| 奈良県         | 23,802,043    | 6,798,982   | 20,331     | 16,982,730  | -                  | -          | -     | -    |
| 和歌山県        | 10,598,969    | 2,457,978   | 204,103    | 7,936,888   | 627,478            | 627,478    | -     | -    |
| 鳥取県         | 1,490,647     | 138,335     | 129,324    | 1,222,988   | -                  | -          | -     | -    |
| 島根県         | 2,833,066     | 283,743     | 523,657    | 2,025,666   | -                  | -          | -     | -    |
| 岡山県         | 28,580,884    | 8,100,875   | 409,042    | 20,070,967  | 1,889,507          | 1,889,507  | -     | -    |
| 広島県         | 41,314,443    | 14,563,210  | 422,006    | 26,329,227  | 5,791,505          | 5,791,505  | -     | -    |
| 山口県         | 10,987,639    | 3,836,088   | 100,691    | 7,050,860   | 2,286,281          | 2,286,281  | -     | -    |
| 徳島県         | 7,884,201     | 1,879,340   | 129,530    | 5,875,331   | -                  | -          | -     | -    |
| 香川県         | 8,309,345     | 2,821,269   | 548,411    | 4,939,665   | 519,226            | 519,226    | -     | -    |
| 愛媛県         | 7,499,418     | 888,022     | 169,469    | 6,441,927   | 343,569            | 343,569    | -     | -    |
| 高知県         | 7,080,496     | 548,875     | 920,930    | 5,610,691   | 304,856            | 304,856    | -     | -    |
| 福岡県         | 44,240,622    | 11,605,928  | 58,725     | 32,575,969  | 3,010,753          | 3,010,753  | -     | -    |
| 佐賀県         | 14,803,624    | 1,747,235   | 1,983,613  | 11,072,776  | 392,070            | 392,070    | -     | -    |
| 長崎県         | 11,081,175    | 1,522,732   | 384,750    | 9,173,693   | 43,499             | 43,499     | -     | -    |
| 熊本県         | 12,679,956    | 1,707,089   | 1,117,697  | 9,855,170   | 358,607            | 358,607    | -     | -    |
| 大分県         | 9,962,612     | 3,127,074   | 179,620    | 6,655,918   | 1,475,880          | 1,475,880  | -     | -    |
| 宮崎県         | 5,995,170     | 1,530,448   | 105,707    | 4,359,015   | 508,085            | 508,085    | -     | -    |
| 鹿児島県        | 26,206,235    | 5,881,194   | 505,022    | 19,820,019  | 400,546            | 400,546    | -     | -    |
| 沖縄県         | 12,552,322    | 4,951,237   | 278,118    | 7,322,967   | 386,702            | 386,702    | -     | -    |
| 合計          | 980,169,905   | 237,788,382 | 52,509,734 | 689,871,789 | 83,448,565         | 83,448,565 | -     | -    |

(単位：千円)

| (2) 投資主体別資金負担別投資実績 |            |            |         |             |             |           |             |       | 区 分 |
|--------------------|------------|------------|---------|-------------|-------------|-----------|-------------|-------|-----|
| 口 都道府県             |            |            |         | ハ 市町村       |             |           |             | 都道府県名 |     |
| 投資額                | 資金負担区分     |            |         | 投資額         | 資金負担区分      |           |             |       |     |
|                    | 国 費        | 都道府県費      | 市町村費    |             | 国 費         | 都道府県費     | 市町村費        |       |     |
| 152,506            | 8,845      | 143,661    | -       | 63,606,953  | 14,195,405  | 188,452   | 49,223,096  | 北海道   |     |
| 4,137,514          | 1,023,696  | 3,113,818  | -       | 11,934,048  | 3,012,354   | 12,737    | 8,908,957   | 青森県   |     |
| 346,692            | 29,710     | 316,982    | -       | 4,408,916   | 288,290     | -         | 4,120,626   | 岩手県   |     |
| 1,151,785          | 235,157    | 916,628    | -       | 13,546,305  | 1,399,115   | 56,889    | 12,090,301  | 宮城県   |     |
| 118,972            | 12,461     | 106,511    | -       | 7,703,755   | 486,318     | 71,530    | 7,145,907   | 秋田県   |     |
| 117,777            | 57,662     | 60,115     | -       | 4,020,514   | 422,873     | 22,072    | 3,575,569   | 山形県   |     |
| 536,710            | 423,554    | 113,156    | -       | 18,836,128  | 3,660,727   | 16,663    | 15,158,738  | 福島県   |     |
| 1,247,685          | 99,891     | 447,794    | 700,000 | 21,293,523  | 3,326,353   | 64,701    | 17,902,469  | 茨城県   |     |
| 1,922,489          | 288,056    | 1,634,433  | -       | 13,590,417  | 1,371,309   | -         | 12,219,108  | 栃木県   |     |
| 77,628             | 5,590      | 71,792     | 246     | 24,653,236  | 5,521,000   | 8,144     | 19,124,092  | 群馬県   |     |
| 4,563,192          | 4,235,352  | 327,840    | -       | 35,166,468  | 4,531,344   | 102,790   | 30,532,334  | 埼玉県   |     |
| 5,819,716          | 2,463,528  | 3,356,188  | -       | 31,806,127  | 4,180,362   | 383,342   | 27,242,423  | 千葉県   |     |
| 21,885,475         | 409,717    | 21,436,072 | 39,686  | 56,150,310  | 5,084,260   | 1,209,015 | 49,857,035  | 東京都   |     |
| 592,653            | -          | 592,653    | -       | 39,014,159  | 3,379,604   | 529,009   | 35,105,546  | 神奈川県  |     |
| 288,864            | 17,753     | 271,111    | -       | 21,608,644  | 5,077,187   | 12,154    | 16,519,303  | 新潟県   |     |
| 686,551            | -          | 686,551    | -       | 1,658,096   | 378,931     | 1,030     | 1,278,135   | 富山県   |     |
| 2,155,577          | 38,180     | 2,117,397  | -       | 3,206,626   | 40,768      | 2,942     | 3,162,916   | 石川県   |     |
| 214,462            | -          | 214,462    | -       | 7,991,400   | 990,771     | 8,253     | 6,992,376   | 福井県   |     |
| 104,680            | 17,184     | 87,496     | -       | 1,635,260   | 90,243      | 5,517     | 1,539,500   | 山梨県   |     |
| 1,988,523          | 414,614    | 1,573,909  | -       | 7,049,294   | 513,367     | 35,253    | 6,500,674   | 長野県   |     |
| 1,234,972          | 1,115,508  | 119,464    | -       | 13,917,437  | 1,539,710   | 148,592   | 12,229,135  | 岐阜県   |     |
| 2,119,899          | 1,385,761  | 734,138    | -       | 52,485,256  | 14,216,388  | 107,674   | 38,161,194  | 静岡県   |     |
| 1,314,841          | 212,090    | 1,102,751  | -       | 42,937,965  | 4,384,838   | 158,165   | 38,394,962  | 愛知県   |     |
| 162,121            | 19,846     | 142,275    | -       | 5,350,227   | 240,941     | 20,552    | 5,088,734   | 三重県   |     |
| 967,546            | 319,304    | 648,242    | -       | 6,686,206   | 788,380     | 780       | 5,897,046   | 滋賀県   |     |
| 67,197             | 90         | 67,107     | -       | 8,568,575   | 758,699     | 34,741    | 7,775,135   | 京都府   |     |
| 1,451,686          | 1,355,715  | 95,971     | -       | 28,680,438  | 1,964,098   | 224       | 26,716,116  | 大阪府   |     |
| 615,694            | 5,101      | 610,593    | -       | 23,607,347  | 2,250,727   | 8,657     | 21,347,963  | 兵庫県   |     |
| 25,512             | 8,832      | 16,680     | -       | 23,776,531  | 6,790,150   | 3,651     | 16,982,730  | 奈良県   |     |
| 212,291            | 15,057     | 197,234    | -       | 9,759,200   | 1,815,443   | 6,869     | 7,936,888   | 和歌山県  |     |
| 120,282            | 1,980      | 118,302    | -       | 1,370,365   | 136,355     | 11,022    | 1,222,988   | 鳥取県   |     |
| 513,032            | 9,333      | 503,699    | -       | 2,320,034   | 274,410     | 19,958    | 2,025,666   | 島根県   |     |
| 140,975            | 37,795     | 103,180    | -       | 26,550,402  | 6,173,573   | 305,862   | 20,070,967  | 岡山県   |     |
| 434,204            | 43,561     | 390,643    | -       | 35,088,734  | 8,728,144   | 31,363    | 26,329,227  | 広島県   |     |
| 424,228            | 323,537    | 100,691    | -       | 8,277,130   | 1,226,270   | -         | 7,050,860   | 山口県   |     |
| 1,176,089          | 1,094,527  | 81,562     | -       | 6,708,112   | 784,813     | 47,968    | 5,875,331   | 徳島県   |     |
| 1,565,700          | 1,171,281  | 394,119    | 300     | 6,224,419   | 1,130,762   | 154,292   | 4,939,365   | 香川県   |     |
| 153,092            | 15,797     | 137,295    | -       | 7,002,757   | 528,656     | 32,174    | 6,441,927   | 愛媛県   |     |
| 918,083            | 8,609      | 909,474    | -       | 5,857,557   | 235,410     | 11,456    | 5,610,691   | 高知県   |     |
| 61,696             | 12,086     | 49,610     | -       | 41,168,173  | 8,583,089   | 9,115     | 32,575,969  | 福岡県   |     |
| 181,440            | 6,029      | 175,411    | -       | 14,230,114  | 1,349,136   | 1,808,202 | 11,072,776  | 佐賀県   |     |
| 141,585            | 19,035     | 122,550    | -       | 10,896,091  | 1,460,198   | 262,200   | 9,173,693   | 長崎県   |     |
| 1,071,367          | 28,842     | 1,042,525  | -       | 11,249,982  | 1,319,640   | 75,172    | 9,855,170   | 熊本県   |     |
| 89,306             | 3,000      | 86,306     | -       | 8,397,426   | 1,648,194   | 93,314    | 6,655,918   | 大分県   |     |
| 37,288             | -          | 37,288     | -       | 5,449,797   | 1,022,363   | 68,419    | 4,359,015   | 宮崎県   |     |
| 555,943            | 91,920     | 464,023    | -       | 25,249,746  | 5,388,728   | 40,999    | 19,820,019  | 鹿児島県  |     |
| 280,757            | 2,639      | 278,118    | -       | 11,884,863  | 4,561,896   | -         | 7,322,967   | 沖縄県   |     |
| 64,146,277         | 17,088,225 | 46,317,820 | 740,232 | 832,575,063 | 137,251,592 | 6,191,914 | 689,131,557 | 合 計   |     |

## 8. 厚生福祉

| 区分<br>都道府県名 | (1) 資金負担別投資実績 |             |             |             | (2) 投資主体別資金負担別投資実績 |            |       |      |
|-------------|---------------|-------------|-------------|-------------|--------------------|------------|-------|------|
|             | 総投資額          | 資金負担区分      |             |             | 投資額                | 資金負担区分     |       |      |
|             |               | 国費          | 都道府県費       | 市町村費        |                    | 国費         | 都道府県費 | 市町村費 |
| 北海道         | 43,163,063    | 8,029,059   | 7,042,946   | 28,091,058  | 2,435,071          | 2,435,071  | -     | -    |
| 青森県         | 9,788,170     | 3,822,919   | 1,358,826   | 4,606,425   | 479,773            | 479,773    | -     | -    |
| 岩手県         | 7,202,770     | 2,355,278   | 2,008,957   | 2,838,535   | 77,528             | 77,528     | -     | -    |
| 宮城県         | 20,715,944    | 4,471,483   | 6,274,224   | 9,970,237   | 728,504            | 728,504    | -     | -    |
| 秋田県         | 6,830,365     | 1,855,771   | 1,071,316   | 3,903,278   | 33,316             | 33,316     | -     | -    |
| 山形県         | 4,998,317     | 1,019,997   | 1,165,409   | 2,812,911   | 93,943             | 93,943     | -     | -    |
| 福島県         | 16,568,785    | 3,697,687   | 5,809,661   | 7,061,437   | 1,710,677          | 1,710,677  | -     | -    |
| 茨城県         | 18,364,277    | 3,389,136   | 6,825,842   | 8,149,299   | 2,557              | 2,557      | -     | -    |
| 栃木県         | 9,267,862     | 2,075,315   | 1,989,106   | 5,203,441   | 150,635            | 150,635    | -     | -    |
| 群馬県         | 10,403,808    | 2,501,268   | 2,405,199   | 5,497,341   | 246,474            | 246,474    | -     | -    |
| 埼玉県         | 25,774,139    | 4,795,843   | 6,298,080   | 14,680,216  | 200,770            | 200,770    | -     | -    |
| 千葉県         | 32,970,281    | 8,685,778   | 6,463,894   | 17,820,609  | 341,229            | 341,229    | -     | -    |
| 東京都         | 117,095,919   | 15,450,600  | 40,892,264  | 60,753,055  | 3,900,892          | 3,900,892  | -     | -    |
| 神奈川県        | 32,186,836    | 5,902,926   | 6,349,253   | 19,934,657  | 89,178             | 89,178     | -     | -    |
| 新潟県         | 12,862,322    | 1,675,770   | 3,050,080   | 8,136,472   | 91,156             | 91,156     | -     | -    |
| 富山県         | 6,678,365     | 1,584,096   | 1,619,676   | 3,474,593   | 34,093             | 34,093     | -     | -    |
| 石川県         | 11,437,462    | 2,795,286   | 2,359,548   | 6,282,628   | 95,317             | 95,317     | -     | -    |
| 福井県         | 8,519,285     | 1,752,859   | 3,064,665   | 3,701,761   | -                  | -          | -     | -    |
| 山梨県         | 6,050,685     | 1,453,297   | 2,483,128   | 2,114,260   | 9,900              | 9,900      | -     | -    |
| 長野県         | 17,595,933    | 2,228,344   | 4,803,720   | 10,563,869  | 294,405            | 294,405    | -     | -    |
| 岐阜県         | 13,762,946    | 2,715,247   | 4,248,422   | 6,799,277   | 54,280             | 54,280     | -     | -    |
| 静岡県         | 15,567,243    | 2,614,600   | 6,268,044   | 6,684,599   | 418,268            | 418,268    | -     | -    |
| 愛知県         | 38,567,862    | 7,663,953   | 5,889,252   | 25,014,657  | 304,617            | 304,617    | -     | -    |
| 三重県         | 9,409,405     | 1,589,705   | 2,531,975   | 5,287,725   | 25,417             | 25,417     | -     | -    |
| 滋賀県         | 10,529,019    | 1,817,304   | 1,962,280   | 6,749,435   | -                  | -          | -     | -    |
| 京都府         | 13,892,658    | 2,255,147   | 2,863,316   | 8,774,195   | 431,474            | 431,474    | -     | -    |
| 大阪府         | 33,727,815    | 8,438,841   | 6,314,328   | 18,974,646  | 195,328            | 195,328    | -     | -    |
| 兵庫県         | 24,960,206    | 4,437,757   | 6,870,475   | 13,651,974  | 294,918            | 294,918    | -     | -    |
| 奈良県         | 9,556,443     | 2,750,636   | 2,616,351   | 4,189,456   | 98,585             | 98,585     | -     | -    |
| 和歌山県        | 6,774,150     | 1,022,307   | 2,487,294   | 3,264,549   | 47,658             | 47,658     | -     | -    |
| 鳥取県         | 6,026,484     | 919,210     | 2,184,885   | 2,922,389   | 407,439            | 407,439    | -     | -    |
| 島根県         | 4,419,049     | 1,217,619   | 1,244,333   | 1,957,097   | 44,783             | 44,783     | -     | -    |
| 岡山県         | 13,233,388    | 4,635,416   | 1,168,433   | 7,429,539   | 1,205,849          | 1,205,849  | -     | -    |
| 広島県         | 17,321,343    | 2,919,744   | 4,959,038   | 9,442,561   | 379,162            | 379,162    | -     | -    |
| 山口県         | 4,957,377     | 1,656,591   | 1,009,147   | 2,291,639   | 131,327            | 131,327    | -     | -    |
| 徳島県         | 3,861,639     | 972,387     | 1,139,920   | 1,749,332   | 16,346             | 16,346     | -     | -    |
| 香川県         | 5,973,238     | 2,360,846   | 791,282     | 2,821,110   | 893,563            | 893,563    | -     | -    |
| 愛媛県         | 7,445,470     | 1,562,600   | 1,508,703   | 4,374,167   | 15,011             | 15,011     | -     | -    |
| 高知県         | 3,606,306     | 414,564     | 659,278     | 2,532,464   | 19,696             | 19,696     | -     | -    |
| 福岡県         | 19,754,408    | 7,111,108   | 2,947,336   | 9,695,964   | 128,216            | 128,216    | -     | -    |
| 佐賀県         | 8,301,951     | 2,062,791   | 1,773,938   | 4,465,222   | 2,695              | 2,695      | -     | -    |
| 長崎県         | 6,177,091     | 1,716,117   | 1,358,408   | 3,102,566   | 174,409            | 174,409    | -     | -    |
| 熊本県         | 10,277,204    | 3,948,243   | 2,120,222   | 4,208,739   | 618,576            | 618,576    | -     | -    |
| 大分県         | 5,425,770     | 1,303,591   | 2,051,511   | 2,070,668   | 87,371             | 87,371     | -     | -    |
| 宮崎県         | 3,873,957     | 1,198,387   | 1,097,634   | 1,577,936   | 152,892            | 152,892    | -     | -    |
| 鹿児島県        | 9,703,391     | 3,794,407   | 1,903,510   | 4,005,474   | 773,650            | 773,650    | -     | -    |
| 沖縄県         | 10,944,621    | 5,707,871   | 599,571     | 4,637,179   | 494,826            | 494,826    | -     | -    |
| 合計          | 736,525,022   | 158,349,701 | 183,904,680 | 394,270,641 | 18,431,774         | 18,431,774 | -     | -    |

(単位：千円)

| (2) 投資主体別資金負担別投資実績 |            |             |        |             |             |            |             |      | 区 分 |
|--------------------|------------|-------------|--------|-------------|-------------|------------|-------------|------|-----|
| 口 都道府県             |            |             |        | ハ 市町村       |             |            |             |      |     |
| 投資額                | 資金負担区分     |             |        | 投資額         | 資金負担区分      |            |             |      |     |
|                    | 国 費        | 都道府県費       | 市町村費   |             | 国 費         | 都道府県費      | 市町村費        |      |     |
| 5,223,026          | 268,838    | 4,954,188   | -      | 35,504,966  | 5,325,150   | 2,088,758  | 28,091,058  | 北海道  |     |
| 2,596,171          | 1,503,902  | 1,092,269   | -      | 6,712,226   | 1,839,244   | 266,557    | 4,606,425   | 青森県  |     |
| 2,264,989          | 817,384    | 1,447,605   | -      | 4,860,253   | 1,460,366   | 561,352    | 2,838,535   | 岩手県  |     |
| 5,858,833          | 500,890    | 5,357,943   | -      | 14,128,607  | 3,242,089   | 916,281    | 9,970,237   | 宮城県  |     |
| 2,051,680          | 1,036,281  | 1,007,182   | 8,217  | 4,745,369   | 786,174     | 64,134     | 3,895,061   | 秋田県  |     |
| 1,127,530          | 138,670    | 988,860     | -      | 3,776,844   | 787,384     | 176,549    | 2,812,911   | 山形県  |     |
| 3,844,112          | 486,360    | 3,357,752   | -      | 11,013,996  | 1,500,650   | 2,451,909  | 7,061,437   | 福島県  |     |
| 7,282,528          | 1,321,821  | 5,960,707   | -      | 11,079,192  | 2,064,758   | 865,135    | 8,149,299   | 茨城県  |     |
| 1,882,832          | 446,636    | 1,436,196   | -      | 7,234,395   | 1,478,044   | 552,910    | 5,203,441   | 栃木県  |     |
| 1,749,125          | 353,204    | 1,395,999   | 522    | 8,408,209   | 1,901,590   | 1,009,800  | 5,496,819   | 群馬県  |     |
| 5,587,180          | 489,812    | 5,097,368   | -      | 19,986,189  | 4,105,261   | 1,200,712  | 14,680,216  | 埼玉県  |     |
| 6,578,249          | 2,456,933  | 4,118,886   | 2,430  | 26,050,803  | 5,887,616   | 2,345,008  | 17,818,179  | 千葉県  |     |
| 34,379,456         | 4,270,396  | 30,109,060  | -      | 78,815,571  | 7,279,312   | 10,783,204 | 60,753,055  | 東京都  |     |
| 3,967,483          | 832,491    | 3,133,411   | 1,581  | 28,130,175  | 4,981,257   | 3,215,842  | 19,933,076  | 神奈川県 |     |
| 2,191,769          | 360,287    | 1,831,482   | -      | 10,579,397  | 1,224,327   | 1,218,598  | 8,136,472   | 新潟県  |     |
| 1,437,149          | 343,782    | 1,093,367   | -      | 5,207,123   | 1,206,221   | 526,309    | 3,474,593   | 富山県  |     |
| 2,182,256          | 525,408    | 1,656,848   | -      | 9,159,889   | 2,174,561   | 702,700    | 6,282,628   | 石川県  |     |
| 2,949,902          | 441,075    | 2,501,325   | 7,502  | 5,569,383   | 1,311,784   | 563,340    | 3,694,259   | 福井県  |     |
| 3,075,462          | 701,008    | 2,374,454   | -      | 2,965,323   | 742,389     | 108,674    | 2,114,260   | 山梨県  |     |
| 4,034,571          | 646,253    | 3,388,318   | -      | 13,266,957  | 1,287,686   | 1,415,402  | 10,563,869  | 長野県  |     |
| 5,402,112          | 1,663,766  | 3,690,156   | 48,190 | 8,306,554   | 997,201     | 558,266    | 6,751,087   | 岐阜県  |     |
| 6,557,015          | 829,302    | 5,727,713   | -      | 8,591,960   | 1,367,030   | 540,331    | 6,684,599   | 静岡県  |     |
| 4,333,495          | 1,666,241  | 2,667,254   | -      | 33,929,750  | 5,693,095   | 3,221,998  | 25,014,657  | 愛知県  |     |
| 2,391,748          | 360,190    | 2,031,558   | -      | 6,992,240   | 1,204,098   | 500,417    | 5,287,725   | 三重県  |     |
| 1,804,223          | 290,570    | 1,513,653   | -      | 8,724,796   | 1,526,734   | 448,627    | 6,749,435   | 滋賀県  |     |
| 1,575,038          | 501,544    | 1,073,494   | -      | 11,886,146  | 1,322,129   | 1,789,822  | 8,774,195   | 京都府  |     |
| 3,634,834          | 1,349,690  | 2,284,391   | 753    | 29,897,653  | 6,893,823   | 4,029,937  | 18,973,893  | 大阪府  |     |
| 5,203,820          | 404,756    | 4,799,064   | -      | 19,461,468  | 3,738,083   | 2,071,411  | 13,651,974  | 兵庫県  |     |
| 2,997,524          | 796,885    | 2,200,639   | -      | 6,460,334   | 1,855,166   | 415,712    | 4,189,456   | 奈良県  |     |
| 2,795,701          | 557,733    | 2,237,968   | -      | 3,930,791   | 416,916     | 249,326    | 3,264,549   | 和歌山県 |     |
| 2,085,885          | 191,075    | 1,894,810   | -      | 3,533,160   | 320,696     | 290,075    | 2,922,389   | 鳥取県  |     |
| 1,541,129          | 425,992    | 1,115,137   | -      | 2,833,137   | 746,844     | 129,196    | 1,957,097   | 島根県  |     |
| 623,099            | 105,107    | 517,992     | -      | 11,404,440  | 3,324,460   | 650,441    | 7,429,539   | 岡山県  |     |
| 3,406,978          | 515,568    | 2,891,410   | -      | 13,535,203  | 2,025,014   | 2,067,628  | 9,442,561   | 広島県  |     |
| 1,283,866          | 428,823    | 855,043     | -      | 3,542,184   | 1,096,441   | 154,104    | 2,291,639   | 山口県  |     |
| 1,453,093          | 363,758    | 1,089,335   | -      | 2,392,200   | 592,283     | 50,585     | 1,749,332   | 徳島県  |     |
| 1,075,035          | 665,436    | 409,599     | -      | 4,004,640   | 801,847     | 381,683    | 2,821,110   | 香川県  |     |
| 1,256,270          | 415,685    | 840,585     | -      | 6,174,189   | 1,131,904   | 668,118    | 4,374,167   | 愛媛県  |     |
| 790,756            | 280,551    | 507,197     | 3,008  | 2,795,854   | 114,317     | 152,081    | 2,529,456   | 高知県  |     |
| 3,930,845          | 1,818,032  | 2,112,813   | -      | 15,695,347  | 5,164,860   | 834,523    | 9,695,964   | 福岡県  |     |
| 1,920,080          | 819,020    | 1,101,060   | -      | 6,379,176   | 1,241,076   | 672,878    | 4,465,222   | 佐賀県  |     |
| 1,139,075          | 373,517    | 765,558     | -      | 4,863,607   | 1,168,191   | 592,850    | 3,102,566   | 長崎県  |     |
| 2,418,559          | 1,060,506  | 1,358,053   | -      | 7,240,069   | 2,269,161   | 762,169    | 4,208,739   | 熊本県  |     |
| 1,864,871          | 337,889    | 1,526,982   | -      | 3,473,528   | 878,331     | 524,529    | 2,070,668   | 大分県  |     |
| 1,079,658          | 64,596     | 1,015,062   | -      | 2,641,407   | 980,899     | 82,572     | 1,577,936   | 宮崎県  |     |
| 1,697,851          | 433,919    | 1,263,932   | -      | 7,231,890   | 2,586,838   | 639,578    | 4,005,474   | 鹿児島県 |     |
| 1,907,783          | 1,738,806  | 168,977     | -      | 8,542,012   | 3,474,239   | 430,594    | 4,637,179   | 沖縄県  |     |
| 166,434,646        | 36,400,388 | 129,962,055 | 72,203 | 551,658,602 | 103,517,539 | 53,942,625 | 394,198,438 | 合 計  |     |

(1) 保健医療

| 区分<br>都道府県名 | (1) 資金負担別投資実績 |            |            |            | (2) 投資主体別資金負担別投資実績 |           |       |      |
|-------------|---------------|------------|------------|------------|--------------------|-----------|-------|------|
|             | 総投資額          | 資金負担区分     |            |            | 投資額                | 資金負担区分    |       |      |
|             |               | 国費         | 都道府県費      | 市町村費       |                    | 国費        | 都道府県費 | 市町村費 |
| 北海道         | 15,232,218    | 994,584    | 3,244,254  | 10,993,380 | 743,981            | 743,981   | -     | -    |
| 青森県         | 3,146,020     | 1,576,436  | 199,071    | 1,370,513  | 197,277            | 197,277   | -     | -    |
| 岩手県         | 1,352,730     | 457,248    | 392,960    | 502,522    | -                  | -         | -     | -    |
| 宮城県         | 4,903,682     | 789,139    | 1,478,778  | 2,635,765  | 552,770            | 552,770   | -     | -    |
| 秋田県         | 1,619,255     | 246,371    | 251,341    | 1,121,543  | -                  | -         | -     | -    |
| 山形県         | 858,399       | 46,005     | 292,109    | 520,285    | -                  | -         | -     | -    |
| 福島県         | 2,947,426     | 1,273,635  | 277,527    | 1,396,264  | 1,054,007          | 1,054,007 | -     | -    |
| 茨城県         | 5,132,977     | 1,041,668  | 565,068    | 3,526,241  | 2,557              | 2,557     | -     | -    |
| 栃木県         | 2,266,441     | 344,796    | 200,126    | 1,721,519  | -                  | -         | -     | -    |
| 群馬県         | 2,890,173     | 703,422    | 99,899     | 2,086,852  | 138,687            | 138,687   | -     | -    |
| 埼玉県         | 3,271,089     | 471,932    | 128,170    | 2,670,987  | 60,133             | 60,133    | -     | -    |
| 千葉県         | 7,202,936     | 2,206,004  | 1,389,314  | 3,607,618  | 341,229            | 341,229   | -     | -    |
| 東京都         | 19,951,911    | 4,125,872  | 7,909,547  | 7,916,492  | 1,641,348          | 1,641,348 | -     | -    |
| 神奈川県        | 6,614,132     | 1,802,399  | 894,377    | 3,917,356  | 85,857             | 85,857    | -     | -    |
| 新潟県         | 2,086,806     | 228,942    | 248,304    | 1,609,560  | 3,457              | 3,457     | -     | -    |
| 富山県         | 698,720       | 240,391    | 161,297    | 297,032    | 742                | 742       | -     | -    |
| 石川県         | 2,190,261     | 293,680    | 391,668    | 1,504,913  | 29                 | 29        | -     | -    |
| 福井県         | 1,286,717     | 130,027    | 593,782    | 562,908    | -                  | -         | -     | -    |
| 山梨県         | 1,450,311     | 559,290    | 487,276    | 403,745    | -                  | -         | -     | -    |
| 長野県         | 2,944,288     | 518,679    | 1,109,725  | 1,315,884  | -                  | -         | -     | -    |
| 岐阜県         | 3,704,187     | 1,021,011  | 2,010,867  | 672,309    | -                  | -         | -     | -    |
| 静岡県         | 3,539,083     | 567,932    | 961,061    | 2,010,090  | 237,222            | 237,222   | -     | -    |
| 愛知県         | 8,813,413     | 856,191    | 831,925    | 7,125,297  | 294,806            | 294,806   | -     | -    |
| 三重県         | 3,291,198     | 235,854    | 1,095,231  | 1,960,113  | -                  | -         | -     | -    |
| 滋賀県         | 559,658       | 22,337     | 88,069     | 449,252    | -                  | -         | -     | -    |
| 京都府         | 1,329,115     | 511,943    | 233,906    | 583,266    | 53,918             | 53,918    | -     | -    |
| 大阪府         | 6,169,215     | 811,995    | 610,738    | 4,746,482  | 193,363            | 193,363   | -     | -    |
| 兵庫県         | 6,992,975     | 297,687    | 3,758,741  | 2,936,547  | 15,544             | 15,544    | -     | -    |
| 奈良県         | 993,266       | 362,743    | 12,366     | 618,157    | -                  | -         | -     | -    |
| 和歌山県        | 2,184,398     | 522,004    | 922,964    | 739,430    | -                  | -         | -     | -    |
| 鳥取県         | 1,120,578     | 160,109    | 841,593    | 118,876    | 15,499             | 15,499    | -     | -    |
| 島根県         | 1,199,115     | 210,971    | 409,229    | 578,915    | 2,200              | 2,200     | -     | -    |
| 岡山県         | 2,807,612     | 1,256,786  | 404,572    | 1,146,254  | 1,181,408          | 1,181,408 | -     | -    |
| 広島県         | 1,806,724     | 693,719    | 574,364    | 538,641    | 216,722            | 216,722   | -     | -    |
| 山口県         | 594,380       | 88,413     | 215,834    | 290,133    | 14,855             | 14,855    | -     | -    |
| 徳島県         | 1,109,391     | 189,166    | 501,936    | 418,289    | 15,455             | 15,455    | -     | -    |
| 香川県         | 1,979,280     | 1,414,131  | 239,878    | 325,271    | 827,163            | 827,163   | -     | -    |
| 愛媛県         | 1,380,803     | 151,868    | 633,191    | 595,744    | 9,845              | 9,845     | -     | -    |
| 高知県         | 1,125,627     | 212,972    | 333,251    | 579,404    | 11,550             | 11,550    | -     | -    |
| 福岡県         | 3,736,886     | 1,206,603  | 579,870    | 1,950,413  | 123,974            | 123,974   | -     | -    |
| 佐賀県         | 3,379,653     | 575,267    | 579,182    | 2,225,204  | 2,695              | 2,695     | -     | -    |
| 長崎県         | 1,502,673     | 313,800    | 120,608    | 1,068,265  | 60,082             | 60,082    | -     | -    |
| 熊本県         | 2,918,971     | 1,056,569  | 516,584    | 1,345,818  | 214,475            | 214,475   | -     | -    |
| 大分県         | 2,165,566     | 300,741    | 1,271,631  | 593,194    | 42,509             | 42,509    | -     | -    |
| 宮崎県         | 891,939       | 76,963     | 480,898    | 334,078    | 12,500             | 12,500    | -     | -    |
| 鹿児島県        | 2,885,744     | 1,512,177  | 139,699    | 1,233,868  | 613,120            | 613,120   | -     | -    |
| 沖縄県         | 3,436,914     | 2,385,936  | 51,665     | 999,313    | 334,634            | 334,634   | -     | -    |
| 合計          | 159,664,856   | 35,066,408 | 38,734,446 | 85,864,002 | 9,315,613          | 9,315,613 | -     | -    |

(単位：千円)

| (2) 投資主体別資金負担別投資実績 |            |            |       |            |           |           |            |       | 区 分 |
|--------------------|------------|------------|-------|------------|-----------|-----------|------------|-------|-----|
| 口 都道府県             |            |            |       | ハ 市町村      |           |           |            | 都道府県名 |     |
| 投資額                | 資金負担区分     |            |       | 投資額        | 資金負担区分    |           |            |       |     |
|                    | 国 費        | 都道府県費      | 市町村費  |            | 国 費       | 都道府県費     | 市町村費       |       |     |
| 2,719,927          | 16,117     | 2,703,810  | -     | 11,768,310 | 234,486   | 540,444   | 10,993,380 | 北海道   |     |
| 1,565,823          | 1,368,192  | 197,631    | -     | 1,382,920  | 10,967    | 1,440     | 1,370,513  | 青森県   |     |
| 819,141            | 439,281    | 379,860    | -     | 533,589    | 17,967    | 13,100    | 502,522    | 岩手県   |     |
| 1,491,761          | 17,833     | 1,473,928  | -     | 2,859,151  | 218,536   | 4,850     | 2,635,765  | 宮城県   |     |
| 465,204            | 213,863    | 251,341    | -     | 1,154,051  | 32,508    | -         | 1,121,543  | 秋田県   |     |
| 323,479            | 34,862     | 288,617    | -     | 534,920    | 11,143    | 3,492     | 520,285    | 山形県   |     |
| 434,161            | 173,985    | 260,176    | -     | 1,459,258  | 45,643    | 17,351    | 1,396,264  | 福島県   |     |
| 1,466,582          | 1,012,279  | 454,303    | -     | 3,663,838  | 26,832    | 110,765   | 3,526,241  | 茨城県   |     |
| 378,004            | 185,203    | 192,801    | -     | 1,888,437  | 159,593   | 7,325     | 1,721,519  | 栃木県   |     |
| 285,832            | 205,985    | 79,325     | 522   | 2,465,654  | 358,750   | 20,574    | 2,086,330  | 群馬県   |     |
| 352,226            | 225,820    | 126,406    | -     | 2,858,730  | 185,979   | 1,764     | 2,670,987  | 埼玉県   |     |
| 3,201,666          | 1,854,416  | 1,347,250  | -     | 3,660,041  | 10,359    | 42,064    | 3,607,618  | 千葉県   |     |
| 9,810,830          | 2,453,182  | 7,357,648  | -     | 8,499,733  | 31,342    | 551,899   | 7,916,492  | 東京都   |     |
| 1,631,789          | 744,673    | 887,116    | -     | 4,896,486  | 971,869   | 7,261     | 3,917,356  | 神奈川県  |     |
| 347,601            | 143,002    | 204,599    | -     | 1,735,748  | 82,483    | 43,705    | 1,609,560  | 新潟県   |     |
| 366,981            | 209,038    | 157,943    | -     | 330,997    | 30,611    | 3,354     | 297,032    | 富山県   |     |
| 626,095            | 234,427    | 391,668    | -     | 1,564,137  | 59,224    | -         | 1,504,913  | 石川県   |     |
| 731,012            | 129,728    | 593,782    | 7,502 | 555,705    | 299       | -         | 555,406    | 福井県   |     |
| 1,032,075          | 544,799    | 487,276    | -     | 418,236    | 14,491    | -         | 403,745    | 山梨県   |     |
| 1,492,835          | 393,046    | 1,099,789  | -     | 1,451,453  | 125,633   | 9,936     | 1,315,884  | 長野県   |     |
| 2,995,183          | 1,000,780  | 1,994,403  | -     | 709,004    | 20,231    | 16,464    | 672,309    | 岐阜県   |     |
| 1,265,359          | 316,378    | 948,981    | -     | 2,036,502  | 14,332    | 12,080    | 2,010,090  | 静岡県   |     |
| 1,262,045          | 498,107    | 763,938    | -     | 7,256,562  | 63,278    | 67,987    | 7,125,297  | 愛知県   |     |
| 1,283,713          | 196,485    | 1,087,228  | -     | 2,007,485  | 39,369    | 8,003     | 1,960,113  | 三重県   |     |
| 102,780            | 16,585     | 86,195     | -     | 456,878    | 5,752     | 1,874     | 449,252    | 滋賀県   |     |
| 609,248            | 385,244    | 224,004    | -     | 665,949    | 72,781    | 9,902     | 583,266    | 京都府   |     |
| 1,171,069          | 570,302    | 600,767    | -     | 4,804,783  | 48,330    | 9,971     | 4,746,482  | 大阪府   |     |
| 3,784,648          | 27,307     | 3,757,341  | -     | 3,192,783  | 254,836   | 1,400     | 2,936,547  | 兵庫県   |     |
| 373,521            | 361,772    | 11,749     | -     | 619,745    | 971       | 617       | 618,157    | 奈良県   |     |
| 1,329,108          | 415,107    | 914,001    | -     | 855,290    | 106,897   | 8,963     | 739,430    | 和歌山県  |     |
| 958,708            | 129,313    | 829,395    | -     | 146,371    | 15,297    | 12,198    | 118,876    | 鳥取県   |     |
| 576,033            | 167,371    | 408,662    | -     | 620,882    | 41,400    | 567       | 578,915    | 島根県   |     |
| 412,414            | 71,514     | 340,900    | -     | 1,213,790  | 3,864     | 63,672    | 1,146,254  | 岡山県   |     |
| 684,284            | 182,929    | 501,355    | -     | 905,718    | 294,068   | 73,009    | 538,641    | 広島県   |     |
| 287,648            | 72,893     | 214,755    | -     | 291,877    | 665       | 1,079     | 290,133    | 山口県   |     |
| 674,814            | 172,878    | 501,936    | -     | 419,122    | 833       | -         | 418,289    | 徳島県   |     |
| 663,749            | 478,839    | 184,910    | -     | 488,368    | 108,129   | 54,968    | 325,271    | 香川県   |     |
| 734,061            | 132,604    | 601,457    | -     | 636,897    | 9,419     | 31,734    | 595,744    | 愛媛県   |     |
| 430,502            | 181,253    | 249,249    | -     | 683,575    | 20,169    | 84,002    | 579,404    | 高知県   |     |
| 1,631,334          | 1,060,316  | 571,018    | -     | 1,981,578  | 22,313    | 8,852     | 1,950,413  | 福岡県   |     |
| 959,269            | 569,311    | 389,958    | -     | 2,417,689  | 3,261     | 189,224   | 2,225,204  | 佐賀県   |     |
| 231,103            | 123,531    | 107,572    | -     | 1,211,488  | 130,187   | 13,036    | 1,068,265  | 長崎県   |     |
| 1,218,461          | 707,587    | 510,874    | -     | 1,486,035  | 134,507   | 5,710     | 1,345,818  | 熊本県   |     |
| 1,510,919          | 240,588    | 1,270,331  | -     | 612,138    | 17,644    | 1,300     | 593,194    | 大分県   |     |
| 471,924            | 1,839      | 470,085    | -     | 407,515    | 62,624    | 10,813    | 334,078    | 宮崎県   |     |
| 277,256            | 142,868    | 134,388    | -     | 1,995,368  | 756,189   | 5,311     | 1,233,868  | 鹿児島県  |     |
| 1,618,197          | 1,566,967  | 51,230     | -     | 1,484,083  | 484,335   | 435       | 999,313    | 沖縄県   |     |
| 57,060,374         | 20,390,399 | 36,661,951 | 8,024 | 93,288,869 | 5,360,396 | 2,072,495 | 85,855,978 | 合 計   |     |

## (2) 国立公園

| 区分<br>都道府県名 | (1) 資金負担別投資実績 |           |           |           | (2) 投資主体別資金負担別投資実績 |           |       |      |
|-------------|---------------|-----------|-----------|-----------|--------------------|-----------|-------|------|
|             | 総投資額          | 資金負担区分    |           |           | 投資額                | 資金負担区分    |       |      |
|             |               | 国費        | 都道府県費     | 市町村費      |                    | 国費        | 都道府県費 | 市町村費 |
| 北海道         | 1,815,739     | 1,691,006 | 979       | 123,754   | 1,691,006          | 1,691,006 | -     | -    |
| 青森県         | 539,465       | 346,037   | 121,967   | 71,461    | 282,496            | 282,496   | -     | -    |
| 岩手県         | 153,250       | 107,615   | 42,118    | 3,517     | 77,528             | 77,528    | -     | -    |
| 宮城県         | 175,734       | 175,734   | -         | -         | 175,734            | 175,734   | -     | -    |
| 秋田県         | 177,744       | 72,816    | 82,251    | 22,677    | 33,316             | 33,316    | -     | -    |
| 山形県         | 100,194       | 93,943    | 5,643     | 608       | 93,943             | 93,943    | -     | -    |
| 福島県         | 796,065       | 728,470   | 55,525    | 12,070    | 656,670            | 656,670   | -     | -    |
| 茨城県         | 123,586       | -         | 32,877    | 90,709    | -                  | -         | -     | -    |
| 栃木県         | 1,214,562     | 265,065   | 942,333   | 7,164     | 109,231            | 109,231   | -     | -    |
| 群馬県         | 174,452       | 133,418   | 41,034    | -         | 107,787            | 107,787   | -     | -    |
| 埼玉県         | 2,648         | 325       | -         | 2,323     | 325                | 325       | -     | -    |
| 千葉県         | 89,114        | 940       | 86,909    | 1,265     | -                  | -         | -     | -    |
| 東京都         | 4,085,227     | 1,962,066 | 2,123,161 | -         | 1,890,873          | 1,890,873 | -     | -    |
| 神奈川県        | 222,044       | 37,962    | 182,501   | 1,581     | 3,321              | 3,321     | -     | -    |
| 新潟県         | 182,089       | 114,302   | 67,787    | -         | 87,699             | 87,699    | -     | -    |
| 富山県         | 50,318        | 35,697    | 8,497     | 6,124     | 33,351             | 33,351    | -     | -    |
| 石川県         | 164,855       | 126,214   | 38,158    | 483       | 95,288             | 95,288    | -     | -    |
| 福井県         | 13,118        | -         | 12,980    | 138       | -                  | -         | -     | -    |
| 山梨県         | 292,299       | 91,147    | 201,152   | -         | 9,900              | 9,900     | -     | -    |
| 長野県         | 380,203       | 306,758   | 7,608     | 65,837    | 294,405            | 294,405   | -     | -    |
| 岐阜県         | 398,533       | 229,279   | 117,548   | 51,706    | 54,280             | 54,280    | -     | -    |
| 静岡県         | 654,216       | 187,796   | 463,848   | 2,572     | 181,046            | 181,046   | -     | -    |
| 愛知県         | 43,697        | 11,220    | 32,477    | -         | 9,811              | 9,811     | -     | -    |
| 三重県         | 77,015        | 39,153    | 37,862    | -         | 25,417             | 25,417    | -     | -    |
| 滋賀県         | 38,876        | 5,928     | 26,156    | 6,792     | -                  | -         | -     | -    |
| 京都府         | 1,557,864     | 378,983   | -         | 1,178,881 | 377,556            | 377,556   | -     | -    |
| 大阪府         | 5,072         | 1,965     | -         | 3,107     | 1,965              | 1,965     | -     | -    |
| 兵庫県         | 169,962       | 117,772   | 31,454    | 20,736    | 82,679             | 82,679    | -     | -    |
| 奈良県         | 202,493       | 144,893   | 57,600    | -         | 98,585             | 98,585    | -     | -    |
| 和歌山県        | 52,434        | 47,658    | -         | 4,776     | 47,658             | 47,658    | -     | -    |
| 鳥取県         | 394,015       | 391,940   | 1,860     | 215       | 391,940            | 391,940   | -     | -    |
| 島根県         | 53,143        | 42,583    | 5,000     | 5,560     | 42,583             | 42,583    | -     | -    |
| 岡山県         | 63,220        | 32,084    | 9,277     | 21,859    | 24,441             | 24,441    | -     | -    |
| 広島県         | 960,915       | 208,311   | 611,945   | 140,659   | 162,440            | 162,440   | -     | -    |
| 山口県         | 229,647       | 216,095   | 13,552    | -         | 116,472            | 116,472   | -     | -    |
| 徳島県         | 54,481        | 26,740    | 27,741    | -         | 891                | 891       | -     | -    |
| 香川県         | 94,238        | 79,200    | 15,038    | -         | 66,400             | 66,400    | -     | -    |
| 愛媛県         | 16,084        | 5,166     | -         | 10,918    | 5,166              | 5,166     | -     | -    |
| 高知県         | 8,599         | 8,146     | -         | 453       | 8,146              | 8,146     | -     | -    |
| 福岡県         | 344,220       | 124,009   | 220,211   | -         | -                  | -         | -     | -    |
| 佐賀県         | -             | -         | -         | -         | -                  | -         | -     | -    |
| 長崎県         | 250,720       | 146,694   | 89,689    | 14,337    | 114,327            | 114,327   | -     | -    |
| 熊本県         | 812,974       | 424,207   | -         | 388,767   | 404,101            | 404,101   | -     | -    |
| 大分県         | 48,208        | 44,804    | 3,404     | -         | 44,804             | 44,804    | -     | -    |
| 宮崎県         | 198,763       | 140,392   | 9,777     | 48,594    | 140,392            | 140,392   | -     | -    |
| 鹿児島県        | 168,105       | 160,530   | -         | 7,575     | 160,530            | 160,530   | -     | -    |
| 沖縄県         | 165,972       | 160,614   | 5,281     | 77        | 160,192            | 160,192   | -     | -    |
| 合計          | 17,816,172    | 9,665,677 | 5,833,200 | 2,317,295 | 8,364,695          | 8,364,695 | -     | -    |

(単位：千円)

| (2) 投資主体別資金負担別投資実績 |           |           |        |           |        |        |           | 区 分  |
|--------------------|-----------|-----------|--------|-----------|--------|--------|-----------|------|
| 口 都道府県             |           |           |        | ハ 市町村     |        |        |           |      |
| 投資額                | 資金負担区分    |           |        | 投資額       | 資金負担区分 |        |           |      |
|                    | 国 費       | 都道府県費     | 市町村費   |           | 国 費    | 都道府県費  | 市町村費      |      |
| -                  | -         | -         | -      | 124,733   | -      | 979    | 123,754   | 北海道  |
| 185,508            | 63,541    | 121,967   | -      | 71,461    | -      | -      | 71,461    | 青森県  |
| 72,205             | 30,087    | 42,118    | -      | 3,517     | -      | -      | 3,517     | 岩手県  |
| -                  | -         | -         | -      | -         | -      | -      | -         | 宮城県  |
| 129,968            | 39,500    | 82,251    | 8,217  | 14,460    | -      | -      | 14,460    | 秋田県  |
| 5,643              | -         | 5,643     | -      | 608       | -      | -      | 608       | 山形県  |
| 98,134             | 42,609    | 55,525    | -      | 41,261    | 29,191 | -      | 12,070    | 福島県  |
| -                  | -         | -         | -      | 123,586   | -      | 32,877 | 90,709    | 茨城県  |
| 1,098,167          | 155,834   | 942,333   | -      | 7,164     | -      | -      | 7,164     | 栃木県  |
| 66,665             | 25,631    | 41,034    | -      | -         | -      | -      | -         | 群馬県  |
| -                  | -         | -         | -      | 2,323     | -      | -      | 2,323     | 埼玉県  |
| 87,849             | 940       | 86,909    | -      | 1,265     | -      | -      | 1,265     | 千葉県  |
| 2,194,354          | 71,193    | 2,123,161 | -      | -         | -      | -      | -         | 東京都  |
| 218,723            | 34,641    | 182,501   | 1,581  | -         | -      | -      | -         | 神奈川県 |
| 94,390             | 26,603    | 67,787    | -      | -         | -      | -      | -         | 新潟県  |
| 3,547              | -         | 3,547     | -      | 13,420    | 2,346  | 4,950  | 6,124     | 富山県  |
| 69,084             | 30,926    | 38,158    | -      | 483       | -      | -      | 483       | 石川県  |
| 12,980             | -         | 12,980    | -      | 138       | -      | -      | 138       | 福井県  |
| 282,399            | 81,247    | 201,152   | -      | -         | -      | -      | -         | 山梨県  |
| -                  | -         | -         | -      | 85,798    | 12,353 | 7,608  | 65,837    | 長野県  |
| 338,671            | 172,933   | 117,548   | 48,190 | 5,582     | 2,066  | -      | 3,516     | 岐阜県  |
| 470,598            | 6,750     | 463,848   | -      | 2,572     | -      | -      | 2,572     | 静岡県  |
| 33,886             | 1,409     | 32,477    | -      | -         | -      | -      | -         | 愛知県  |
| 51,598             | 13,736    | 37,862    | -      | -         | -      | -      | -         | 三重県  |
| 32,084             | 5,928     | 26,156    | -      | 6,792     | -      | -      | 6,792     | 滋賀県  |
| -                  | -         | -         | -      | 1,180,308 | 1,427  | -      | 1,178,881 | 京都府  |
| -                  | -         | -         | -      | 3,107     | -      | -      | 3,107     | 大阪府  |
| 59,596             | 28,142    | 31,454    | -      | 27,687    | 6,951  | -      | 20,736    | 兵庫県  |
| 103,908            | 46,308    | 57,600    | -      | -         | -      | -      | -         | 奈良県  |
| -                  | -         | -         | -      | 4,776     | -      | -      | 4,776     | 和歌山県 |
| 1,860              | -         | 1,860     | -      | 215       | -      | -      | 215       | 鳥取県  |
| -                  | -         | -         | -      | 10,560    | -      | 5,000  | 5,560     | 島根県  |
| 12,920             | 3,643     | 9,277     | -      | 25,859    | 4,000  | -      | 21,859    | 岡山県  |
| 657,816            | 45,871    | 611,945   | -      | 140,659   | -      | -      | 140,659   | 広島県  |
| 113,175            | 99,623    | 13,552    | -      | -         | -      | -      | -         | 山口県  |
| 53,590             | 25,849    | 27,741    | -      | -         | -      | -      | -         | 徳島県  |
| 27,838             | 12,800    | 15,038    | -      | -         | -      | -      | -         | 香川県  |
| -                  | -         | -         | -      | 10,918    | -      | -      | 10,918    | 愛媛県  |
| -                  | -         | -         | -      | 453       | -      | -      | 453       | 高知県  |
| 344,220            | 124,009   | 220,211   | -      | -         | -      | -      | -         | 福岡県  |
| -                  | -         | -         | -      | -         | -      | -      | -         | 佐賀県  |
| 110,941            | 21,252    | 89,689    | -      | 25,452    | 11,115 | -      | 14,337    | 長崎県  |
| -                  | -         | -         | -      | 408,873   | 20,106 | -      | 388,767   | 熊本県  |
| 3,404              | -         | 3,404     | -      | -         | -      | -      | -         | 大分県  |
| -                  | -         | -         | -      | 58,371    | -      | 9,777  | 48,594    | 宮崎県  |
| -                  | -         | -         | -      | 7,575     | -      | -      | 7,575     | 鹿児島県 |
| 5,703              | 422       | 5,281     | -      | 77        | -      | -      | 77        | 沖縄県  |
| 7,041,424          | 1,211,427 | 5,772,009 | 57,988 | 2,410,053 | 89,555 | 61,191 | 2,259,307 | 合 計  |

### (3) 社会福祉

| 区分<br>都道府県名 | (1) 資金負担別投資実績 |             |             |             | (2) 投資主体別資金負担別投資実績 |         |       |      |
|-------------|---------------|-------------|-------------|-------------|--------------------|---------|-------|------|
|             | 総投資額          | 資金負担区分      |             |             | 投資額                | 資金負担区分  |       |      |
|             |               | 国費          | 都道府県費       | 市町村費        |                    | 国費      | 都道府県費 | 市町村費 |
| 北海道         | 26,115,106    | 5,343,469   | 3,797,713   | 16,973,924  | 84                 | 84      | -     | -    |
| 青森県         | 6,102,685     | 1,900,446   | 1,037,788   | 3,164,451   | -                  | -       | -     | -    |
| 岩手県         | 5,696,790     | 1,790,415   | 1,573,879   | 2,332,496   | -                  | -       | -     | -    |
| 宮城県         | 15,636,528    | 3,506,610   | 4,795,446   | 7,334,472   | -                  | -       | -     | -    |
| 秋田県         | 5,033,366     | 1,536,584   | 737,724     | 2,759,058   | -                  | -       | -     | -    |
| 山形県         | 4,039,724     | 880,049     | 867,657     | 2,292,018   | -                  | -       | -     | -    |
| 福島県         | 12,825,294    | 1,695,582   | 5,476,609   | 5,653,103   | -                  | -       | -     | -    |
| 茨城県         | 13,107,714    | 2,347,468   | 6,227,897   | 4,532,349   | -                  | -       | -     | -    |
| 栃木県         | 5,786,859     | 1,465,454   | 846,647     | 3,474,758   | 41,404             | 41,404  | -     | -    |
| 群馬県         | 7,339,183     | 1,664,428   | 2,264,266   | 3,410,489   | -                  | -       | -     | -    |
| 埼玉県         | 22,500,402    | 4,323,586   | 6,169,910   | 12,006,906  | 140,312            | 140,312 | -     | -    |
| 千葉県         | 25,678,231    | 6,478,834   | 4,987,671   | 14,211,726  | -                  | -       | -     | -    |
| 東京都         | 93,058,781    | 9,362,662   | 30,859,556  | 52,836,563  | 368,671            | 368,671 | -     | -    |
| 神奈川県        | 25,350,660    | 4,062,565   | 5,272,375   | 16,015,720  | -                  | -       | -     | -    |
| 新潟県         | 10,593,427    | 1,332,526   | 2,733,989   | 6,526,912   | -                  | -       | -     | -    |
| 富山県         | 5,929,327     | 1,308,008   | 1,449,882   | 3,171,437   | -                  | -       | -     | -    |
| 石川県         | 9,082,346     | 2,375,392   | 1,929,722   | 4,777,232   | -                  | -       | -     | -    |
| 福井県         | 7,219,450     | 1,622,832   | 2,457,903   | 3,138,715   | -                  | -       | -     | -    |
| 山梨県         | 4,308,075     | 802,860     | 1,794,700   | 1,710,515   | -                  | -       | -     | -    |
| 長野県         | 14,271,442    | 1,402,907   | 3,686,387   | 9,182,148   | -                  | -       | -     | -    |
| 岐阜県         | 9,660,226     | 1,464,957   | 2,120,007   | 6,075,262   | -                  | -       | -     | -    |
| 静岡県         | 11,373,944    | 1,858,872   | 4,843,135   | 4,671,937   | -                  | -       | -     | -    |
| 愛知県         | 29,710,752    | 6,796,542   | 5,024,850   | 17,889,360  | -                  | -       | -     | -    |
| 三重県         | 6,041,192     | 1,314,698   | 1,398,882   | 3,327,612   | -                  | -       | -     | -    |
| 滋賀県         | 9,930,485     | 1,789,039   | 1,848,055   | 6,293,391   | -                  | -       | -     | -    |
| 京都府         | 11,005,679    | 1,364,221   | 2,629,410   | 7,012,048   | -                  | -       | -     | -    |
| 大阪府         | 27,553,528    | 7,624,881   | 5,703,590   | 14,225,057  | -                  | -       | -     | -    |
| 兵庫県         | 17,797,269    | 4,022,298   | 3,080,280   | 10,694,691  | 196,695            | 196,695 | -     | -    |
| 奈良県         | 8,360,684     | 2,243,000   | 2,546,385   | 3,571,299   | -                  | -       | -     | -    |
| 和歌山県        | 4,537,318     | 452,645     | 1,564,330   | 2,520,343   | -                  | -       | -     | -    |
| 鳥取県         | 4,511,891     | 367,161     | 1,341,432   | 2,803,298   | -                  | -       | -     | -    |
| 島根県         | 3,166,791     | 964,065     | 830,104     | 1,372,622   | -                  | -       | -     | -    |
| 岡山県         | 10,362,556    | 3,346,546   | 754,584     | 6,261,426   | -                  | -       | -     | -    |
| 広島県         | 14,553,704    | 2,017,714   | 3,772,729   | 8,763,261   | -                  | -       | -     | -    |
| 山口県         | 4,133,350     | 1,352,083   | 779,761     | 2,001,506   | -                  | -       | -     | -    |
| 徳島県         | 2,697,767     | 756,481     | 610,243     | 1,331,043   | -                  | -       | -     | -    |
| 香川県         | 3,899,720     | 867,515     | 536,366     | 2,495,839   | -                  | -       | -     | -    |
| 愛媛県         | 6,048,583     | 1,405,566   | 875,512     | 3,767,505   | -                  | -       | -     | -    |
| 高知県         | 2,472,080     | 193,446     | 326,027     | 1,952,607   | -                  | -       | -     | -    |
| 福岡県         | 15,673,302    | 5,780,496   | 2,147,255   | 7,745,551   | 4,242              | 4,242   | -     | -    |
| 佐賀県         | 4,922,298     | 1,487,524   | 1,194,756   | 2,240,018   | -                  | -       | -     | -    |
| 長崎県         | 4,423,698     | 1,255,623   | 1,148,111   | 2,019,964   | -                  | -       | -     | -    |
| 熊本県         | 6,545,259     | 2,467,467   | 1,603,638   | 2,474,154   | -                  | -       | -     | -    |
| 大分県         | 3,211,996     | 958,046     | 776,476     | 1,477,474   | 58                 | 58      | -     | -    |
| 宮崎県         | 2,783,255     | 981,032     | 606,959     | 1,195,264   | -                  | -       | -     | -    |
| 鹿児島県        | 6,649,542     | 2,121,700   | 1,763,811   | 2,764,031   | -                  | -       | -     | -    |
| 沖縄県         | 7,341,735     | 3,161,321   | 542,625     | 3,637,789   | -                  | -       | -     | -    |
| 合計          | 559,043,994   | 113,617,616 | 139,337,034 | 306,089,344 | 751,466            | 751,466 | -     | -    |

(単位：千円)

| (2) 投資主体別資金負担別投資実績 |            |            |       |             |            |            |             | 区 分  |
|--------------------|------------|------------|-------|-------------|------------|------------|-------------|------|
| 口 都道府県             |            |            |       | ハ 市町村       |            |            |             |      |
| 投資額                | 資金負担区分     |            |       | 投資額         | 資金負担区分     |            |             |      |
|                    | 国 費        | 都道府県費      | 市町村費  |             | 国 費        | 都道府県費      | 市町村費        |      |
| 2,503,099          | 252,721    | 2,250,378  | -     | 23,611,923  | 5,090,664  | 1,547,335  | 16,973,924  | 北海道  |
| 844,840            | 72,169     | 772,671    | -     | 5,257,845   | 1,828,277  | 265,117    | 3,164,451   | 青森県  |
| 1,373,643          | 348,016    | 1,025,627  | -     | 4,323,147   | 1,442,399  | 548,252    | 2,332,496   | 岩手県  |
| 4,367,072          | 483,057    | 3,884,015  | -     | 11,269,456  | 3,023,553  | 911,431    | 7,334,472   | 宮城県  |
| 1,456,508          | 782,918    | 673,590    | -     | 3,576,858   | 753,666    | 64,134     | 2,759,058   | 秋田県  |
| 798,408            | 103,808    | 694,600    | -     | 3,241,316   | 776,241    | 173,057    | 2,292,018   | 山形県  |
| 3,311,817          | 269,766    | 3,042,051  | -     | 9,513,477   | 1,425,816  | 2,434,558  | 5,653,103   | 福島県  |
| 5,815,946          | 309,542    | 5,506,404  | -     | 7,291,768   | 2,037,926  | 721,493    | 4,532,349   | 茨城県  |
| 406,661            | 105,599    | 301,062    | -     | 5,338,794   | 1,318,451  | 545,585    | 3,474,758   | 栃木県  |
| 1,396,628          | 121,588    | 1,275,040  | -     | 5,942,555   | 1,542,840  | 989,226    | 3,410,489   | 群馬県  |
| 5,234,954          | 263,992    | 4,970,962  | -     | 17,125,136  | 3,919,282  | 1,198,948  | 12,006,906  | 埼玉県  |
| 3,288,734          | 601,577    | 2,684,727  | 2,430 | 22,389,497  | 5,877,257  | 2,302,944  | 14,209,296  | 千葉県  |
| 22,374,272         | 1,746,021  | 20,628,251 | -     | 70,315,838  | 7,247,970  | 10,231,305 | 52,836,563  | 東京都  |
| 2,116,971          | 53,177     | 2,063,794  | -     | 23,233,689  | 4,009,388  | 3,208,581  | 16,015,720  | 神奈川県 |
| 1,749,778          | 190,682    | 1,559,096  | -     | 8,843,649   | 1,141,844  | 1,174,893  | 6,526,912   | 新潟県  |
| 1,066,621          | 134,744    | 931,877    | -     | 4,862,706   | 1,173,264  | 518,005    | 3,171,437   | 富山県  |
| 1,487,077          | 260,055    | 1,227,022  | -     | 7,595,269   | 2,115,337  | 702,700    | 4,777,232   | 石川県  |
| 2,205,910          | 311,347    | 1,894,563  | -     | 5,013,540   | 1,311,485  | 563,340    | 3,138,715   | 福井県  |
| 1,760,988          | 74,962     | 1,686,026  | -     | 2,547,087   | 727,898    | 108,674    | 1,710,515   | 山梨県  |
| 2,541,736          | 253,207    | 2,288,529  | -     | 11,729,706  | 1,149,700  | 1,397,858  | 9,182,148   | 長野県  |
| 2,068,258          | 490,053    | 1,578,205  | -     | 7,591,968   | 974,904    | 541,802    | 6,075,262   | 岐阜県  |
| 4,821,058          | 506,174    | 4,314,884  | -     | 6,552,886   | 1,352,698  | 528,251    | 4,671,937   | 静岡県  |
| 3,037,564          | 1,166,725  | 1,870,839  | -     | 26,673,188  | 5,629,817  | 3,154,011  | 17,889,360  | 愛知県  |
| 1,056,437          | 149,969    | 906,468    | -     | 4,984,755   | 1,164,729  | 492,414    | 3,327,612   | 三重県  |
| 1,669,359          | 268,057    | 1,401,302  | -     | 8,261,126   | 1,520,982  | 446,753    | 6,293,391   | 滋賀県  |
| 965,790            | 116,300    | 849,490    | -     | 10,039,889  | 1,247,921  | 1,779,920  | 7,012,048   | 京都府  |
| 2,463,765          | 779,388    | 1,683,624  | 753   | 25,089,763  | 6,845,493  | 4,019,966  | 14,224,304  | 大阪府  |
| 1,359,576          | 349,307    | 1,010,269  | -     | 16,240,998  | 3,476,296  | 2,070,011  | 10,694,691  | 兵庫県  |
| 2,520,095          | 388,805    | 2,131,290  | -     | 5,840,589   | 1,854,195  | 415,095    | 3,571,299   | 奈良県  |
| 1,466,593          | 142,626    | 1,323,967  | -     | 3,070,725   | 310,019    | 240,363    | 2,520,343   | 和歌山県 |
| 1,125,317          | 61,762     | 1,063,555  | -     | 3,386,574   | 305,399    | 277,877    | 2,803,298   | 鳥取県  |
| 965,096            | 258,621    | 706,475    | -     | 2,201,695   | 705,444    | 123,629    | 1,372,622   | 島根県  |
| 197,765            | 29,950     | 167,815    | -     | 10,164,791  | 3,316,596  | 586,769    | 6,261,426   | 岡山県  |
| 2,064,878          | 286,768    | 1,778,110  | -     | 12,488,826  | 1,730,946  | 1,994,619  | 8,763,261   | 広島県  |
| 883,043            | 256,307    | 626,736    | -     | 3,250,307   | 1,095,776  | 153,025    | 2,001,506   | 山口県  |
| 724,689            | 165,031    | 559,658    | -     | 1,973,078   | 591,450    | 50,585     | 1,331,043   | 徳島県  |
| 383,448            | 173,797    | 209,651    | -     | 3,516,272   | 693,718    | 326,715    | 2,495,839   | 香川県  |
| 522,209            | 283,081    | 239,128    | -     | 5,526,374   | 1,122,485  | 636,384    | 3,767,505   | 愛媛県  |
| 360,254            | 99,298     | 257,948    | 3,008 | 2,111,826   | 94,148     | 68,079     | 1,949,599   | 高知県  |
| 1,955,291          | 633,707    | 1,321,584  | -     | 13,713,769  | 5,142,547  | 825,671    | 7,745,551   | 福岡県  |
| 960,811            | 249,709    | 711,102    | -     | 3,961,487   | 1,237,815  | 483,654    | 2,240,018   | 佐賀県  |
| 797,031            | 228,734    | 568,297    | -     | 3,626,667   | 1,026,889  | 579,814    | 2,019,964   | 長崎県  |
| 1,200,098          | 352,919    | 847,179    | -     | 5,345,161   | 2,114,548  | 756,459    | 2,474,154   | 熊本県  |
| 350,548            | 97,301     | 253,247    | -     | 2,861,390   | 860,687    | 523,229    | 1,477,474   | 大分県  |
| 607,734            | 62,757     | 544,977    | -     | 2,175,521   | 918,275    | 61,982     | 1,195,264   | 宮崎県  |
| 1,420,595          | 291,051    | 1,129,544  | -     | 5,228,947   | 1,830,649  | 634,267    | 2,764,031   | 鹿児島県 |
| 283,883            | 171,417    | 112,466    | -     | 7,057,852   | 2,989,904  | 430,159    | 3,637,789   | 沖縄県  |
| 102,332,848        | 14,798,562 | 87,528,095 | 6,191 | 455,959,680 | 98,067,588 | 51,808,939 | 306,083,153 | 合 計  |

## 9. 治山治水

| 区分<br>都道府県名 | (1) 資金負担別投資実績 |               |               |             | (2) 投資主体別資金負担別投資実績 |             |             |            |
|-------------|---------------|---------------|---------------|-------------|--------------------|-------------|-------------|------------|
|             | 総投資額          | 資金負担区分        |               |             | 投資額                | 資金負担区分      |             |            |
|             |               | 国費            | 都道府県費         | 市町村費        |                    | 国費          | 都道府県費       | 市町村費       |
| 北海道         | 218,110,547   | 142,669,861   | 65,639,894    | 9,800,792   | 116,947,148        | 100,564,731 | 14,961,303  | 1,421,114  |
| 青森県         | 28,296,873    | 14,053,645    | 13,073,614    | 1,169,614   | 7,404,629          | 6,665,288   | 635,033     | 104,308    |
| 岩手県         | 47,062,800    | 26,361,167    | 18,251,309    | 2,450,324   | 17,905,556         | 15,512,918  | 2,180,028   | 212,610    |
| 宮城県         | 48,257,429    | 26,579,534    | 19,057,445    | 2,620,450   | 22,611,751         | 18,104,906  | 3,926,230   | 580,615    |
| 秋田県         | 97,192,919    | 67,865,127    | 27,222,305    | 2,105,487   | 71,488,678         | 59,861,977  | 10,839,700  | 787,001    |
| 山形県         | 48,624,299    | 26,497,326    | 20,958,277    | 1,168,696   | 19,641,299         | 16,976,622  | 2,411,149   | 253,528    |
| 福島県         | 84,013,357    | 26,919,269    | 52,233,315    | 4,860,773   | 10,108,468         | 8,481,046   | 1,184,188   | 443,234    |
| 茨城県         | 52,786,463    | 27,526,754    | 20,805,083    | 4,454,626   | 25,987,733         | 18,798,975  | 4,718,669   | 2,470,089  |
| 栃木県         | 52,604,657    | 25,686,394    | 21,675,569    | 5,242,694   | 19,663,437         | 15,127,341  | 4,120,720   | 415,376    |
| 群馬県         | 36,199,781    | 17,136,653    | 17,435,168    | 1,627,960   | 13,469,016         | 10,516,496  | 2,510,631   | 441,889    |
| 埼玉県         | 85,423,660    | 32,456,611    | 40,151,387    | 12,815,662  | 26,056,169         | 20,572,677  | 4,970,590   | 512,902    |
| 千葉県         | 52,948,466    | 21,461,056    | 24,227,203    | 7,260,207   | 19,054,137         | 13,969,889  | 3,344,331   | 1,739,917  |
| 東京都         | 80,155,896    | 29,548,837    | 46,248,887    | 4,358,172   | 33,902,264         | 24,499,226  | 8,471,694   | 931,344    |
| 神奈川県        | 52,890,476    | 12,638,762    | 31,456,851    | 8,794,863   | 5,346,909          | 3,600,623   | 887,668     | 858,618    |
| 新潟県         | 83,471,504    | 49,326,375    | 31,866,792    | 2,278,337   | 43,246,384         | 33,230,763  | 9,900,616   | 115,005    |
| 富山県         | 41,581,564    | 24,311,595    | 16,079,908    | 1,190,061   | 23,585,217         | 17,981,335  | 5,434,664   | 169,218    |
| 石川県         | 27,706,865    | 13,299,745    | 12,919,494    | 1,487,626   | 7,729,739          | 5,739,290   | 1,694,363   | 296,086    |
| 福井県         | 49,442,798    | 29,222,218    | 18,517,037    | 1,703,543   | 25,634,190         | 20,336,570  | 5,293,604   | 4,016      |
| 山梨県         | 36,448,572    | 15,132,133    | 20,518,671    | 797,768     | 7,205,580          | 5,819,618   | 1,385,962   | -          |
| 長野県         | 93,284,953    | 50,739,106    | 37,832,966    | 4,712,881   | 39,188,473         | 30,279,706  | 8,639,901   | 268,866    |
| 岐阜県         | 67,060,414    | 35,390,356    | 26,695,200    | 4,974,858   | 30,439,172         | 23,809,510  | 6,153,695   | 475,967    |
| 静岡県         | 80,131,319    | 33,271,484    | 36,437,570    | 10,422,265  | 24,036,222         | 18,606,253  | 5,119,127   | 310,842    |
| 愛知県         | 125,993,104   | 52,442,524    | 53,930,112    | 19,620,468  | 47,232,539         | 33,369,522  | 10,970,709  | 2,892,308  |
| 三重県         | 48,619,518    | 22,601,135    | 22,746,807    | 3,271,576   | 21,354,368         | 16,580,671  | 4,540,682   | 233,015    |
| 滋賀県         | 25,858,861    | 7,466,138     | 16,914,221    | 1,478,502   | 2,140,669          | 1,905,938   | 234,731     | -          |
| 京都府         | 46,310,571    | 21,279,710    | 19,857,125    | 5,173,736   | 18,643,546         | 14,847,761  | 3,702,260   | 93,525     |
| 大阪府         | 69,760,694    | 29,058,149    | 31,657,145    | 9,045,400   | 22,334,477         | 16,931,922  | 5,076,431   | 326,124    |
| 兵庫県         | 73,923,759    | 30,155,592    | 38,388,931    | 5,379,236   | 18,827,563         | 14,143,033  | 4,506,701   | 177,829    |
| 奈良県         | 33,391,719    | 15,530,407    | 15,051,753    | 2,809,559   | 13,962,883         | 10,514,472  | 3,084,414   | 363,997    |
| 和歌山県        | 41,113,869    | 21,853,017    | 18,299,282    | 961,570     | 12,527,006         | 10,655,293  | 1,844,916   | 26,797     |
| 鳥取県         | 25,893,371    | 12,651,925    | 12,019,019    | 1,222,427   | 7,693,507          | 6,988,779   | 635,061     | 69,667     |
| 島根県         | 45,169,681    | 24,575,265    | 18,839,384    | 1,755,032   | 18,991,829         | 16,544,969  | 2,401,351   | 45,509     |
| 岡山県         | 46,744,536    | 22,375,175    | 19,259,335    | 5,110,026   | 18,268,551         | 13,526,484  | 4,286,929   | 455,138    |
| 広島県         | 82,535,570    | 36,171,206    | 34,486,915    | 11,877,449  | 23,172,820         | 17,224,860  | 4,263,652   | 1,684,308  |
| 山口県         | 25,987,171    | 9,997,705     | 13,726,066    | 2,263,400   | 2,782,622          | 2,225,451   | 264,854     | 292,317    |
| 徳島県         | 50,195,711    | 30,700,134    | 17,745,047    | 1,750,530   | 24,154,664         | 20,862,192  | 3,292,472   | -          |
| 香川県         | 16,169,955    | 5,763,147     | 9,286,680     | 1,120,128   | 2,144,062          | 1,832,167   | 311,895     | -          |
| 愛媛県         | 57,071,612    | 29,751,770    | 24,802,983    | 2,516,859   | 21,815,332         | 16,846,121  | 4,588,445   | 380,766    |
| 高知県         | 45,991,911    | 25,245,946    | 17,637,041    | 3,108,924   | 19,522,196         | 17,044,370  | 2,294,567   | 183,259    |
| 福岡県         | 83,809,523    | 38,191,944    | 36,539,919    | 9,077,660   | 26,030,276         | 20,535,095  | 4,854,567   | 640,614    |
| 佐賀県         | 44,534,921    | 24,116,929    | 18,501,336    | 1,916,656   | 20,054,803         | 16,936,710  | 2,792,293   | 325,800    |
| 長崎県         | 45,952,040    | 19,764,306    | 22,725,610    | 3,462,124   | 9,315,913          | 7,970,090   | 1,345,823   | -          |
| 熊本県         | 86,322,485    | 47,558,838    | 35,339,768    | 3,423,879   | 44,184,181         | 35,018,759  | 8,936,127   | 229,295    |
| 大分県         | 40,347,553    | 18,645,840    | 19,939,809    | 1,761,904   | 10,240,602         | 8,840,937   | 1,139,251   | 260,414    |
| 宮崎県         | 41,214,698    | 19,611,069    | 20,137,787    | 1,465,842   | 10,915,395         | 9,539,305   | 1,376,090   | -          |
| 鹿児島県        | 42,978,666    | 23,159,296    | 16,888,893    | 2,930,477   | 13,712,635         | 11,944,365  | 1,487,414   | 280,856    |
| 沖縄県         | 13,494,688    | 6,950,583     | 4,444,069     | 2,100,036   | 4,920,220          | 3,249,398   | -           | 1,670,822  |
| 合計          | 2,723,081,799 | 1,343,711,758 | 1,178,468,982 | 200,901,059 | 1,045,594,830      | 835,134,424 | 187,015,501 | 23,444,905 |

(単位：千円)

| (2) 投資主体別資金負担別投資実績 |             |             |            |             |            |            |             |      | 区 分 |
|--------------------|-------------|-------------|------------|-------------|------------|------------|-------------|------|-----|
| 口 都道府県             |             |             |            | ハ 市 町 村     |            |            |             |      |     |
| 投資額                | 資金負担区分      |             |            | 投資額         | 資金負担区分     |            |             |      |     |
|                    | 国 費         | 都道府県費       | 市町村費       |             | 国 費        | 都道府県費      | 市町村費        |      |     |
| 92,084,117         | 41,110,177  | 50,438,452  | 535,488    | 9,079,282   | 994,953    | 240,139    | 7,844,190   | 北海道  |     |
| 19,659,766         | 7,157,665   | 12,403,173  | 98,928     | 1,232,478   | 230,692    | 35,408     | 966,378     | 青森県  |     |
| 26,680,467         | 10,597,670  | 15,881,724  | 201,073    | 2,476,777   | 250,579    | 189,557    | 2,036,641   | 岩手県  |     |
| 23,963,053         | 8,406,140   | 15,112,519  | 444,394    | 1,682,625   | 68,488     | 18,696     | 1,595,441   | 宮城県  |     |
| 24,520,660         | 7,964,117   | 16,353,982  | 202,561    | 1,183,581   | 39,033     | 28,623     | 1,115,925   | 秋田県  |     |
| 28,174,574         | 9,514,704   | 18,503,480  | 156,390    | 808,426     | 6,000      | 43,648     | 758,778     | 山形県  |     |
| 69,005,373         | 17,849,935  | 51,026,471  | 128,967    | 4,899,516   | 588,288    | 22,656     | 4,288,572   | 福島県  |     |
| 24,928,261         | 8,572,094   | 16,043,778  | 312,389    | 1,870,469   | 155,685    | 42,636     | 1,672,148   | 茨城県  |     |
| 27,342,638         | 9,701,624   | 17,214,529  | 426,485    | 5,598,582   | 857,429    | 340,320    | 4,400,833   | 栃木県  |     |
| 22,002,962         | 6,620,157   | 14,924,537  | 458,268    | 727,803     | -          | -          | 727,803     | 群馬県  |     |
| 47,372,553         | 11,531,870  | 35,131,437  | 709,246    | 11,994,938  | 352,064    | 49,360     | 11,593,514  | 埼玉県  |     |
| 27,771,964         | 7,108,856   | 20,602,084  | 61,024     | 6,122,365   | 382,311    | 280,788    | 5,459,266   | 千葉県  |     |
| 41,897,566         | 5,049,611   | 36,657,313  | 190,642    | 4,356,066   | -          | 1,119,880  | 3,236,186   | 東京都  |     |
| 38,104,947         | 7,652,727   | 29,300,169  | 1,152,051  | 9,438,620   | 1,385,412  | 1,269,014  | 6,784,194   | 神奈川県 |     |
| 38,048,348         | 16,077,236  | 21,739,375  | 231,737    | 2,176,772   | 18,376     | 226,801    | 1,931,595   | 新潟県  |     |
| 16,708,407         | 6,167,069   | 10,526,363  | 14,975     | 1,287,940   | 163,191    | 118,881    | 1,005,868   | 富山県  |     |
| 18,650,877         | 7,448,253   | 11,099,477  | 103,147    | 1,326,249   | 112,202    | 125,654    | 1,088,393   | 石川県  |     |
| 22,229,575         | 8,882,863   | 13,111,149  | 235,563    | 1,579,033   | 2,785      | 112,284    | 1,463,964   | 福井県  |     |
| 28,647,443         | 9,311,441   | 19,107,720  | 228,282    | 595,549     | 1,074      | 24,989     | 569,486     | 山梨県  |     |
| 50,120,818         | 20,432,197  | 29,162,866  | 525,755    | 3,975,662   | 27,203     | 30,199     | 3,918,260   | 長野県  |     |
| 31,900,019         | 11,514,675  | 20,277,907  | 107,437    | 4,721,223   | 66,171     | 263,598    | 4,391,454   | 岐阜県  |     |
| 45,458,638         | 14,131,060  | 31,041,396  | 286,182    | 10,636,459  | 534,171    | 277,047    | 9,825,241   | 静岡県  |     |
| 59,459,644         | 16,386,389  | 42,487,665  | 585,590    | 19,300,921  | 2,686,613  | 471,738    | 16,142,570  | 愛知県  |     |
| 24,254,215         | 5,918,386   | 18,192,999  | 142,830    | 3,010,935   | 102,078    | 13,126     | 2,895,731   | 三重県  |     |
| 21,981,176         | 5,560,200   | 16,406,772  | 14,204     | 1,737,016   | -          | 272,718    | 1,464,298   | 滋賀県  |     |
| 21,814,657         | 5,944,226   | 15,738,454  | 131,977    | 5,852,368   | 487,723    | 416,411    | 4,948,234   | 京都府  |     |
| 38,398,968         | 11,255,738  | 26,409,271  | 733,959    | 9,027,249   | 870,489    | 171,443    | 7,985,317   | 大阪府  |     |
| 49,577,501         | 15,745,549  | 33,497,632  | 334,320    | 5,518,695   | 267,010    | 384,598    | 4,867,087   | 兵庫県  |     |
| 16,814,985         | 4,250,452   | 11,944,704  | 619,829    | 2,613,851   | 765,483    | 22,635     | 1,825,733   | 奈良県  |     |
| 27,725,151         | 11,105,845  | 16,452,170  | 167,136    | 861,712     | 91,879     | 2,196      | 767,637     | 和歌山県 |     |
| 17,066,070         | 5,663,146   | 11,216,312  | 186,612    | 1,133,794   | -          | 167,646    | 966,148     | 鳥取県  |     |
| 24,818,587         | 8,030,296   | 16,360,229  | 428,062    | 1,359,265   | -          | 77,804     | 1,281,461   | 島根県  |     |
| 24,742,090         | 8,728,652   | 14,965,570  | 1,047,868  | 3,733,895   | 120,039    | 6,836      | 3,607,020   | 岡山県  |     |
| 48,136,986         | 18,728,748  | 29,025,422  | 382,816    | 11,225,764  | 217,598    | 1,197,841  | 9,810,325   | 広島県  |     |
| 21,372,811         | 7,596,986   | 13,332,556  | 443,269    | 1,831,738   | 175,268    | 128,656    | 1,527,814   | 山口県  |     |
| 24,219,233         | 9,837,942   | 14,304,444  | 76,847     | 1,821,814   | -          | 148,131    | 1,673,683   | 徳島県  |     |
| 13,026,283         | 3,930,980   | 8,923,555   | 171,748    | 999,610     | -          | 51,230     | 948,380     | 香川県  |     |
| 33,258,328         | 12,899,715  | 19,769,147  | 589,466    | 1,997,952   | 5,934      | 445,391    | 1,546,627   | 愛媛県  |     |
| 23,537,832         | 8,201,576   | 15,006,190  | 330,066    | 2,931,883   | -          | 336,284    | 2,595,599   | 高知県  |     |
| 47,100,493         | 16,548,760  | 30,434,090  | 117,643    | 10,678,754  | 1,108,089  | 1,251,262  | 8,319,403   | 福岡県  |     |
| 22,802,130         | 7,165,621   | 15,574,913  | 61,596     | 1,677,988   | 14,598     | 134,130    | 1,529,260   | 佐賀県  |     |
| 32,651,691         | 11,632,853  | 20,676,184  | 342,654    | 3,984,436   | 161,363    | 703,603    | 3,119,470   | 長崎県  |     |
| 38,978,481         | 12,304,539  | 26,356,230  | 317,712    | 3,159,823   | 235,540    | 47,411     | 2,876,872   | 熊本県  |     |
| 28,898,079         | 9,804,903   | 18,615,802  | 477,374    | 1,208,872   | -          | 184,756    | 1,024,116   | 大分県  |     |
| 28,728,212         | 10,070,485  | 18,548,283  | 109,444    | 1,571,091   | 1,279      | 213,414    | 1,356,398   | 宮崎県  |     |
| 26,580,734         | 11,177,415  | 15,119,349  | 283,970    | 2,685,297   | 37,516     | 282,130    | 2,365,651   | 鹿児島県 |     |
| 7,990,731          | 3,687,199   | 4,303,532   | -          | 583,737     | 13,986     | 140,537    | 429,214     | 沖縄県  |     |
| 1,489,208,094      | 494,978,742 | 979,321,376 | 14,907,976 | 188,278,875 | 13,598,592 | 12,132,105 | 162,548,178 | 合 計  |     |

## (1) 河川

| 区分<br>都道府県名 | (1) 資金負担別投資実績 |             |             |             | (2) 投資主体別資金負担別投資実績 |             |             |            |
|-------------|---------------|-------------|-------------|-------------|--------------------|-------------|-------------|------------|
|             | 総投資額          | 資金負担区分      |             |             | 投資額                | 国           |             |            |
|             |               | 国費          | 都道府県費       | 市町村費        |                    | 国費          | 都道府県費       | 市町村費       |
| 北海道         | 167,578,230   | 116,266,155 | 41,792,550  | 9,519,525   | 105,979,760        | 91,186,644  | 13,372,002  | 1,421,114  |
| 青森県         | 19,580,407    | 10,125,975  | 8,436,050   | 1,018,382   | 6,331,729          | 5,592,388   | 635,033     | 104,308    |
| 岩手県         | 35,901,760    | 20,368,163  | 13,114,571  | 2,419,026   | 15,233,197         | 13,261,016  | 1,759,571   | 212,610    |
| 宮城県         | 36,809,574    | 20,860,009  | 13,449,692  | 2,499,873   | 18,568,720         | 15,075,201  | 2,912,904   | 580,615    |
| 秋田県         | 85,388,389    | 61,663,634  | 21,768,306  | 1,956,449   | 69,248,871         | 57,865,768  | 10,596,102  | 787,001    |
| 山形県         | 32,139,789    | 16,879,474  | 14,171,074  | 1,089,241   | 11,781,579         | 10,672,795  | 855,256     | 253,528    |
| 福島県         | 68,500,555    | 20,435,839  | 43,379,318  | 4,685,398   | 6,010,388          | 5,217,081   | 350,073     | 443,234    |
| 茨城県         | 49,966,346    | 26,511,468  | 19,040,765  | 4,414,113   | 25,858,694         | 18,669,936  | 4,718,669   | 2,470,089  |
| 栃木県         | 39,438,518    | 18,365,309  | 15,985,827  | 5,087,382   | 13,281,357         | 10,485,827  | 2,380,154   | 415,376    |
| 群馬県         | 18,913,675    | 8,938,120   | 8,515,058   | 1,460,497   | 7,224,213          | 5,927,747   | 854,577     | 441,889    |
| 埼玉県         | 81,102,221    | 31,365,909  | 36,973,811  | 12,762,501  | 25,919,142         | 20,451,510  | 4,954,730   | 512,902    |
| 千葉県         | 48,469,991    | 19,862,868  | 21,457,395  | 7,149,728   | 18,888,121         | 13,803,873  | 3,344,331   | 1,739,917  |
| 東京都         | 75,315,394    | 28,787,475  | 42,242,887  | 4,285,032   | 33,883,013         | 24,479,975  | 8,471,694   | 931,344    |
| 神奈川県        | 40,933,676    | 9,548,540   | 23,787,233  | 7,597,903   | 5,234,052          | 3,487,766   | 887,668     | 858,618    |
| 新潟県         | 56,111,657    | 33,944,446  | 20,113,264  | 2,053,947   | 32,643,693         | 25,407,400  | 7,121,288   | 115,005    |
| 富山県         | 24,391,108    | 14,604,572  | 8,650,032   | 1,136,504   | 15,163,311         | 11,933,578  | 3,060,515   | 169,218    |
| 石川県         | 18,065,471    | 8,872,736   | 7,781,368   | 1,411,367   | 5,084,304          | 3,870,378   | 917,840     | 296,086    |
| 福井県         | 42,378,760    | 25,990,444  | 14,960,923  | 1,427,393   | 24,999,458         | 19,832,865  | 5,162,577   | 4,016      |
| 山梨県         | 15,200,531    | 5,090,170   | 9,487,477   | 622,884     | 2,197,246          | 1,980,983   | 216,263     | -          |
| 長野県         | 45,977,870    | 23,408,868  | 18,119,987  | 4,449,015   | 18,024,760         | 14,538,791  | 3,217,103   | 268,866    |
| 岐阜県         | 43,812,582    | 23,659,224  | 15,489,176  | 4,664,182   | 21,797,387         | 17,317,321  | 4,004,099   | 475,967    |
| 静岡県         | 49,854,935    | 18,491,165  | 21,537,213  | 9,826,557   | 12,299,222         | 10,187,905  | 1,800,475   | 310,842    |
| 愛知県         | 111,063,740   | 48,271,021  | 43,370,205  | 19,422,514  | 46,736,425         | 32,951,085  | 10,893,032  | 2,892,308  |
| 三重県         | 37,648,981    | 19,147,802  | 15,367,736  | 3,133,443   | 20,595,369         | 16,031,755  | 4,330,599   | 233,015    |
| 滋賀県         | 19,864,471    | 4,939,411   | 13,509,553  | 1,415,507   | 2,089,897          | 1,855,166   | 234,731     | -          |
| 京都府         | 36,959,071    | 18,094,472  | 13,759,367  | 5,105,232   | 18,042,540         | 14,246,755  | 3,702,260   | 93,525     |
| 大阪府         | 55,406,855    | 22,665,765  | 23,766,881  | 8,974,209   | 21,005,731         | 15,925,577  | 4,754,030   | 326,124    |
| 兵庫県         | 48,029,239    | 19,159,352  | 23,854,705  | 5,015,182   | 14,004,956         | 10,614,578  | 3,212,549   | 177,829    |
| 奈良県         | 19,988,531    | 8,140,243   | 9,174,354   | 2,673,934   | 7,319,650          | 5,647,371   | 1,308,282   | 363,997    |
| 和歌山県        | 24,737,906    | 13,503,661  | 10,388,848  | 845,397     | 9,141,517          | 7,901,622   | 1,213,098   | 26,797     |
| 鳥取県         | 15,888,667    | 7,893,523   | 6,985,434   | 1,009,710   | 5,957,620          | 5,487,934   | 400,019     | 69,667     |
| 島根県         | 34,506,735    | 20,748,826  | 12,238,025  | 1,519,884   | 18,957,128         | 16,510,268  | 2,401,351   | 45,509     |
| 岡山県         | 40,646,037    | 19,951,641  | 15,705,730  | 4,988,666   | 18,198,514         | 13,456,447  | 4,286,929   | 455,138    |
| 広島県         | 42,754,678    | 16,235,949  | 15,746,669  | 10,772,060  | 13,745,697         | 10,567,495  | 1,493,894   | 1,684,308  |
| 山口県         | 16,811,628    | 6,087,993   | 8,695,309   | 2,028,326   | 2,509,044          | 1,951,873   | 264,854     | 292,317    |
| 徳島県         | 38,869,133    | 24,682,267  | 12,685,633  | 1,501,233   | 20,871,063         | 18,184,976  | 2,686,087   | -          |
| 香川県         | 12,037,877    | 4,146,050   | 6,850,480   | 1,041,347   | 2,031,851          | 1,719,956   | 311,895     | -          |
| 愛媛県         | 40,393,500    | 22,744,598  | 15,484,060  | 2,164,842   | 20,988,039         | 16,213,487  | 4,393,786   | 380,766    |
| 高知県         | 30,449,189    | 15,414,291  | 12,428,984  | 2,605,914   | 12,192,425         | 10,606,484  | 1,402,682   | 183,259    |
| 福岡県         | 60,648,955    | 28,602,151  | 23,266,887  | 8,779,917   | 23,154,380         | 18,443,750  | 4,070,016   | 640,614    |
| 佐賀県         | 37,539,664    | 21,152,949  | 14,553,226  | 1,833,489   | 19,812,707         | 16,694,614  | 2,792,293   | 325,800    |
| 長崎県         | 26,324,772    | 10,723,570  | 12,619,729  | 2,981,473   | 7,118,262          | 5,772,439   | 1,345,823   | -          |
| 熊本県         | 61,813,027    | 35,403,782  | 23,069,424  | 3,339,821   | 39,270,896         | 31,135,620  | 7,905,981   | 229,295    |
| 大分県         | 22,563,866    | 11,627,570  | 9,524,274   | 1,412,022   | 9,896,264          | 8,496,599   | 1,139,251   | 260,414    |
| 宮崎県         | 24,933,995    | 11,220,012  | 12,449,447  | 1,264,536   | 8,648,518          | 7,534,403   | 1,114,115   | -          |
| 鹿児島県        | 20,245,073    | 10,543,594  | 7,255,125   | 2,446,354   | 8,559,687          | 7,378,201   | 900,630     | 280,856    |
| 沖縄県         | 9,670,935     | 4,982,765   | 2,652,498   | 2,035,672   | 4,845,320          | 3,174,498   | -           | 1,670,822  |
| 合計          | 1,985,627,964 | 990,123,821 | 805,656,560 | 189,847,583 | 871,345,717        | 699,749,701 | 148,151,111 | 23,444,905 |

(単位：千円)

| (2) 投資主体別資金負担別投資実績 |             |             |            |             |            |           |             | 区 分  |
|--------------------|-------------|-------------|------------|-------------|------------|-----------|-------------|------|
| 口 都道府県             |             |             |            | ハ 市町村       |            |           |             |      |
| 投資額                | 資金負担区分      |             |            | 投資額         | 資金負担区分     |           |             |      |
|                    | 国 費         | 都道府県費       | 市町村費       |             | 国 費        | 都道府県費     | 市町村費        |      |
| 53,031,409         | 24,117,512  | 28,378,409  | 535,488    | 8,567,061   | 961,999    | 42,139    | 7,562,923   | 北海道  |
| 12,105,194         | 4,302,895   | 7,780,063   | 22,236     | 1,143,484   | 230,692    | 20,954    | 891,838     | 青森県  |
| 18,191,786         | 6,856,568   | 11,165,443  | 169,775    | 2,476,777   | 250,579    | 189,557   | 2,036,641   | 岩手県  |
| 16,582,927         | 5,716,320   | 10,520,438  | 346,169    | 1,657,927   | 68,488     | 16,350    | 1,573,089   | 宮城県  |
| 15,036,427         | 3,758,833   | 11,172,204  | 105,390    | 1,103,091   | 39,033     | -         | 1,064,058   | 秋田県  |
| 19,552,320         | 6,200,679   | 13,272,170  | 79,471     | 805,890     | 6,000      | 43,648    | 756,242     | 山形県  |
| 57,659,715         | 14,630,470  | 43,029,245  | -          | 4,830,452   | 588,288    | -         | 4,242,164   | 福島県  |
| 22,239,779         | 7,685,847   | 14,279,460  | 274,472    | 1,867,873   | 155,685    | 42,636    | 1,669,552   | 茨城県  |
| 20,569,750         | 7,022,053   | 13,265,353  | 282,344    | 5,587,411   | 857,429    | 340,320   | 4,389,662   | 栃木県  |
| 10,968,390         | 3,010,373   | 7,660,481   | 297,536    | 721,072     | -          | -         | 721,072     | 群馬県  |
| 43,241,302         | 10,562,335  | 31,969,721  | 709,246    | 11,941,777  | 352,064    | 49,360    | 11,540,353  | 埼玉県  |
| 23,537,766         | 5,676,684   | 17,858,560  | 2,522      | 6,044,104   | 382,311    | 254,504   | 5,407,289   | 千葉県  |
| 37,076,826         | 4,307,500   | 32,651,313  | 118,013    | 4,355,555   | -          | 1,119,880 | 3,235,675   | 東京都  |
| 26,305,913         | 4,675,362   | 21,630,551  | -          | 9,393,711   | 1,385,412  | 1,269,014 | 6,739,285   | 神奈川県 |
| 21,600,429         | 8,518,670   | 12,907,119  | 174,640    | 1,867,535   | 18,376     | 84,857    | 1,764,302   | 新潟県  |
| 8,008,774          | 2,507,803   | 5,500,971   | -          | 1,219,023   | 163,191    | 88,546    | 967,286     | 富山県  |
| 11,685,363         | 4,891,656   | 6,741,484   | 52,223     | 1,295,804   | 110,702    | 122,044   | 1,063,058   | 石川県  |
| 16,109,496         | 6,156,548   | 9,774,554   | 178,394    | 1,269,806   | 1,031      | 23,792    | 1,244,983   | 福井県  |
| 12,489,954         | 3,108,113   | 9,257,407   | 124,434    | 513,331     | 1,074      | 13,807    | 498,450     | 山梨県  |
| 24,175,664         | 8,851,751   | 14,872,878  | 451,035    | 3,777,446   | 18,326     | 30,006    | 3,729,114   | 長野県  |
| 17,736,636         | 6,275,732   | 11,382,255  | 78,649     | 4,278,559   | 66,171     | 102,822   | 4,109,566   | 岐阜県  |
| 27,536,139         | 7,777,089   | 19,555,375  | 203,675    | 10,019,574  | 526,171    | 181,363   | 9,312,040   | 静岡県  |
| 45,177,718         | 12,633,323  | 32,045,675  | 498,720    | 19,149,597  | 2,686,613  | 431,498   | 16,031,486  | 愛知県  |
| 14,091,719         | 3,013,969   | 11,036,273  | 41,477     | 2,961,893   | 102,078    | 864       | 2,858,951   | 三重県  |
| 16,166,883         | 3,084,245   | 13,068,567  | 14,071     | 1,607,691   | -          | 206,255   | 1,401,436   | 滋賀県  |
| 13,100,474         | 3,359,994   | 9,672,773   | 67,707     | 5,816,057   | 487,723    | 384,334   | 4,944,000   | 京都府  |
| 25,380,981         | 5,869,699   | 18,841,408  | 669,874    | 9,020,143   | 870,489    | 171,443   | 7,978,211   | 大阪府  |
| 28,782,456         | 8,277,764   | 20,357,529  | 147,163    | 5,241,827   | 267,010    | 284,627   | 4,690,190   | 兵庫県  |
| 10,132,297         | 1,727,389   | 7,866,072   | 538,836    | 2,536,584   | 765,483    | -         | 1,771,101   | 奈良県  |
| 14,745,099         | 5,510,160   | 9,175,750   | 59,189     | 851,290     | 91,879     | -         | 759,411     | 和歌山県 |
| 8,944,084          | 2,405,589   | 6,486,552   | 51,943     | 986,963     | -          | 98,863    | 888,100     | 鳥取県  |
| 14,368,792         | 4,238,558   | 9,810,487   | 319,747    | 1,180,815   | -          | 26,187    | 1,154,628   | 島根県  |
| 18,781,310         | 6,375,155   | 11,418,801  | 987,354    | 3,666,213   | 120,039    | -         | 3,546,174   | 岡山県  |
| 19,519,329         | 5,451,756   | 13,768,168  | 299,405    | 9,489,652   | 216,698    | 484,607   | 8,788,347   | 広島県  |
| 12,751,279         | 3,990,653   | 8,390,556   | 370,070    | 1,551,305   | 145,467    | 39,899    | 1,365,939   | 山口県  |
| 16,482,826         | 6,497,291   | 9,929,375   | 56,160     | 1,515,244   | -          | 70,171    | 1,445,073   | 徳島県  |
| 9,093,415          | 2,426,094   | 6,526,035   | 141,286    | 912,611     | -          | 12,550    | 900,061     | 香川県  |
| 18,135,631         | 6,525,177   | 11,031,991  | 578,463    | 1,269,830   | 5,934      | 58,283    | 1,205,613   | 愛媛県  |
| 15,861,442         | 4,807,807   | 10,857,382  | 196,253    | 2,395,322   | -          | 168,920   | 2,226,402   | 高知県  |
| 27,318,027         | 9,050,312   | 18,150,072  | 117,643    | 10,176,548  | 1,108,089  | 1,046,799 | 8,021,660   | 福岡県  |
| 16,202,141         | 4,449,727   | 11,698,626  | 53,788     | 1,524,816   | 8,608      | 62,307    | 1,453,901   | 佐賀県  |
| 15,648,608         | 4,789,768   | 10,691,109  | 167,731    | 3,557,902   | 161,363    | 582,797   | 2,813,742   | 長崎県  |
| 19,481,664         | 4,032,622   | 15,131,330  | 317,712    | 3,060,467   | 235,540    | 32,113    | 2,792,814   | 熊本県  |
| 11,674,806         | 3,130,971   | 8,276,373   | 267,462    | 992,796     | -          | 108,650   | 884,146     | 大分県  |
| 14,997,784         | 3,685,609   | 11,250,888  | 61,287     | 1,287,693   | -          | 84,444    | 1,203,249   | 宮崎県  |
| 9,548,061          | 3,127,877   | 6,268,797   | 151,387    | 2,137,325   | 37,516     | 85,698    | 2,014,111   | 鹿児島県 |
| 4,306,242          | 1,794,281   | 2,511,961   | -          | 519,373     | 13,986     | 140,537   | 364,850     | 沖縄県  |
| 936,135,027        | 276,866,583 | 648,888,004 | 10,380,440 | 178,147,220 | 13,507,537 | 8,617,445 | 156,022,238 | 合 計  |

## (2) 砂防

| 区分<br>都道府県名 | (1) 資金負担別投資実績 |             |             |           | (2) 投資主体別資金負担別投資実績 |            |            |      |
|-------------|---------------|-------------|-------------|-----------|--------------------|------------|------------|------|
|             | 総投資額          | 資金負担区分      |             |           | 投資額                | 資金負担区分     |            |      |
|             |               | 国費          | 都道府県費       | 市町村費      |                    | 国費         | 都道府県費      | 市町村費 |
| 北海道         | 29,541,602    | 14,478,510  | 15,063,092  | -         | 4,972,836          | 3,383,535  | 1,589,301  | -    |
| 青森県         | 5,605,314     | 1,908,004   | 3,571,713   | 125,597   | -                  | -          | -          | -    |
| 岩手県         | 7,723,724     | 3,976,628   | 3,718,207   | 28,889    | 1,276,424          | 991,717    | 284,707    | -    |
| 宮城県         | 8,527,364     | 4,049,184   | 4,379,955   | 98,225    | 3,324,184          | 2,310,858  | 1,013,326  | -    |
| 秋田県         | 5,098,700     | 2,465,128   | 2,536,401   | 97,171    | 1,309,109          | 1,065,511  | 243,598    | -    |
| 山形県         | 13,496,286    | 7,506,815   | 5,912,485   | 76,986    | 6,083,873          | 4,720,402  | 1,363,471  | -    |
| 福島県         | 11,017,942    | 4,182,974   | 6,705,928   | 129,040   | 2,741,055          | 1,906,940  | 834,115    | -    |
| 茨城県         | 1,862,788     | 580,784     | 1,244,087   | 37,917    | 22,358             | 22,358     | -          | -    |
| 栃木県         | 10,116,193    | 5,603,909   | 4,368,143   | 144,141   | 5,727,552          | 3,986,986  | 1,740,566  | -    |
| 群馬県         | 11,173,528    | 5,780,658   | 5,346,001   | 46,869    | 5,465,879          | 3,809,825  | 1,656,054  | -    |
| 埼玉県         | 3,528,283     | 853,104     | 2,622,247   | 52,932    | 52,351             | 36,491     | 15,860     | -    |
| 千葉県         | 3,316,149     | 1,029,975   | 2,184,038   | 102,136   | -                  | -          | -          | -    |
| 東京都         | 4,076,204     | 746,015     | 3,257,560   | 72,629    | 13,904             | 13,904     | -          | -    |
| 神奈川県        | 10,464,005    | 2,390,607   | 6,876,438   | 1,196,960 | -                  | -          | -          | -    |
| 新潟県         | 18,462,607    | 10,332,946  | 7,987,894   | 141,767   | 8,136,755          | 5,748,541  | 2,388,214  | -    |
| 富山県         | 13,114,315    | 7,649,195   | 5,465,120   | -         | 7,507,625          | 5,257,412  | 2,250,213  | -    |
| 石川県         | 6,576,496     | 2,648,082   | 3,860,504   | 67,910    | 2,270,421          | 1,579,637  | 690,784    | -    |
| 福井県         | 4,836,632     | 2,247,464   | 2,384,070   | 205,098   | 519,022            | 387,995    | 131,027    | -    |
| 山梨県         | 15,192,182    | 7,184,497   | 7,866,394   | 141,291   | 4,537,657          | 3,456,455  | 1,081,202  | -    |
| 長野県         | 36,745,313    | 20,493,380  | 16,160,561  | 91,372    | 16,690,908         | 11,610,841 | 5,080,067  | -    |
| 岐阜県         | 14,072,308    | 7,025,529   | 6,889,143   | 157,636   | 6,463,089          | 4,493,732  | 1,969,357  | -    |
| 静岡県         | 21,469,941    | 10,362,697  | 10,759,152  | 348,092   | 8,953,189          | 6,224,956  | 2,728,233  | -    |
| 愛知県         | 9,313,968     | 3,051,386   | 6,064,628   | 197,954   | 254,470            | 176,793    | 77,677     | -    |
| 三重県         | 6,708,015     | 2,572,507   | 4,045,210   | 90,298    | 688,831            | 478,748    | 210,083    | -    |
| 滋賀県         | 4,234,927     | 1,687,459   | 2,506,888   | 40,580    | -                  | -          | -          | -    |
| 京都府         | 6,517,820     | 1,988,321   | 4,465,229   | 64,270    | -                  | -          | -          | -    |
| 大阪府         | 12,209,400    | 5,747,181   | 6,398,134   | 64,085    | 1,056,909          | 734,508    | 322,401    | -    |
| 兵庫県         | 18,972,224    | 8,452,495   | 10,332,572  | 187,157   | 4,298,145          | 3,003,993  | 1,294,152  | -    |
| 奈良県         | 10,908,045    | 5,893,759   | 4,932,829   | 81,457    | 5,223,133          | 3,844,882  | 1,378,251  | -    |
| 和歌山県        | 13,116,381    | 6,326,527   | 6,681,907   | 107,947   | 1,866,989          | 1,504,140  | 362,849    | -    |
| 鳥取県         | 7,945,622     | 3,759,022   | 4,012,915   | 173,685   | 1,458,390          | 1,223,348  | 235,042    | -    |
| 島根県         | 5,700,951     | 1,893,023   | 3,694,706   | 113,222   | -                  | -          | -          | -    |
| 岡山県         | 4,727,408     | 1,908,275   | 2,753,638   | 65,495    | -                  | -          | -          | -    |
| 広島県         | 33,091,196    | 16,638,886  | 15,734,636  | 717,674   | 7,823,904          | 5,454,906  | 2,368,998  | -    |
| 山口県         | 7,171,303     | 2,900,015   | 4,106,140   | 165,148   | -                  | -          | -          | -    |
| 徳島県         | 7,023,862     | 3,707,835   | 3,116,312   | 199,715   | 2,159,154          | 1,744,131  | 415,023    | -    |
| 香川県         | 3,242,162     | 1,180,175   | 1,989,019   | 72,968    | -                  | -          | -          | -    |
| 愛媛県         | 12,988,804    | 5,226,449   | 7,428,910   | 333,445   | 712,760            | 518,101    | 194,659    | -    |
| 高知県         | 10,445,514    | 5,993,430   | 4,052,086   | 399,998   | 4,577,714          | 3,894,199  | 683,515    | -    |
| 福岡県         | 17,671,333    | 7,238,905   | 10,199,720  | 232,708   | 2,003,379          | 1,391,673  | 611,706    | -    |
| 佐賀県         | 4,380,088     | 1,936,114   | 2,373,937   | 70,037    | -                  | -          | -          | -    |
| 長崎県         | 13,629,838    | 5,972,289   | 7,250,263   | 407,286   | 1,472,609          | 1,472,609  | -          | -    |
| 熊本県         | 16,423,586    | 7,927,712   | 8,464,771   | 31,103    | 4,075,307          | 3,045,161  | 1,030,146  | -    |
| 大分県         | 13,288,896    | 4,723,839   | 8,235,328   | 329,729   | -                  | -          | -          | -    |
| 宮崎県         | 10,275,329    | 4,810,486   | 5,320,574   | 144,269   | 1,252,191          | 990,216    | 261,975    | -    |
| 鹿児島県        | 16,570,025    | 9,097,754   | 7,086,561   | 385,710   | 3,338,636          | 2,975,067  | 363,569    | -    |
| 沖縄県         | 2,910,681     | 1,235,526   | 1,610,791   | 64,364    | -                  | -          | -          | -    |
| 合計          | 525,485,254   | 245,365,455 | 272,016,837 | 8,102,962 | 128,330,712        | 93,460,571 | 34,870,141 | -    |

(単位：千円)

| (2) 投資主体別資金負担別投資実績 |             |             |           |           |        |           |           | 区 分  |
|--------------------|-------------|-------------|-----------|-----------|--------|-----------|-----------|------|
| 口 都道府県             |             |             |           | ハ 市町村     |        |           |           |      |
| 投資額                | 資金負担区分      |             |           | 投資額       | 資金負担区分 |           |           |      |
|                    | 国 費         | 都道府県費       | 市町村費      |           | 国 費    | 都道府県費     | 市町村費      |      |
| 24,535,812         | 11,062,021  | 13,473,791  | -         | 32,954    | 32,954 | -         | -         | 北海道  |
| 5,556,409          | 1,908,004   | 3,571,713   | 76,692    | 48,905    | -      | -         | 48,905    | 青森県  |
| 6,447,300          | 2,984,911   | 3,433,500   | 28,889    | -         | -      | -         | -         | 岩手県  |
| 5,203,180          | 1,738,326   | 3,366,629   | 98,225    | -         | -      | -         | -         | 宮城県  |
| 3,789,591          | 1,399,617   | 2,292,803   | 97,171    | -         | -      | -         | -         | 秋田県  |
| 7,412,346          | 2,786,413   | 4,549,014   | 76,919    | 67        | -      | -         | 67        | 山形県  |
| 8,276,814          | 2,276,034   | 5,871,813   | 128,967   | 73        | -      | -         | 73        | 福島県  |
| 1,840,430          | 558,426     | 1,244,087   | 37,917    | -         | -      | -         | -         | 茨城県  |
| 4,388,641          | 1,616,923   | 2,627,577   | 144,141   | -         | -      | -         | -         | 栃木県  |
| 5,707,649          | 1,970,833   | 3,689,947   | 46,869    | -         | -      | -         | -         | 群馬県  |
| 3,423,000          | 816,613     | 2,606,387   | -         | 52,932    | -      | -         | 52,932    | 埼玉県  |
| 3,250,015          | 1,029,975   | 2,161,538   | 58,502    | 66,134    | -      | 22,500    | 43,634    | 千葉県  |
| 4,062,300          | 732,111     | 3,257,560   | 72,629    | -         | -      | -         | -         | 東京都  |
| 10,419,096         | 2,390,607   | 6,876,438   | 1,152,051 | 44,909    | -      | -         | 44,909    | 神奈川県 |
| 10,144,309         | 4,584,405   | 5,502,807   | 57,097    | 181,543   | -      | 96,873    | 84,670    | 新潟県  |
| 5,606,690          | 2,391,783   | 3,214,907   | -         | -         | -      | -         | -         | 富山県  |
| 4,287,589          | 1,066,945   | 3,169,720   | 50,924    | 18,486    | 1,500  | -         | 16,986    | 石川県  |
| 4,132,812          | 1,857,715   | 2,217,928   | 57,169    | 184,798   | 1,754  | 35,115    | 147,929   | 福井県  |
| 10,617,082         | 3,728,042   | 6,785,192   | 103,848   | 37,443    | -      | -         | 37,443    | 山梨県  |
| 20,037,753         | 8,882,539   | 11,080,494  | 74,720    | 16,652    | -      | -         | 16,652    | 長野県  |
| 7,427,251          | 2,531,797   | 4,866,666   | 28,788    | 181,968   | -      | 53,120    | 128,848   | 岐阜県  |
| 12,213,468         | 4,137,741   | 7,993,532   | 82,195    | 303,284   | -      | 37,387    | 265,897   | 静岡県  |
| 8,908,174          | 2,874,593   | 5,946,711   | 86,870    | 151,324   | -      | 40,240    | 111,084   | 愛知県  |
| 6,019,184          | 2,093,759   | 3,835,127   | 90,298    | -         | -      | -         | -         | 三重県  |
| 4,131,961          | 1,687,459   | 2,444,369   | 133       | 102,966   | -      | 62,519    | 40,447    | 滋賀県  |
| 6,516,500          | 1,988,321   | 4,463,909   | 64,270    | 1,320     | -      | 1,320     | -         | 京都府  |
| 11,152,491         | 5,012,673   | 6,075,733   | 64,085    | -         | -      | -         | -         | 大阪府  |
| 14,674,079         | 5,448,502   | 9,038,420   | 187,157   | -         | -      | -         | -         | 兵庫県  |
| 5,684,448          | 2,048,877   | 3,554,578   | 80,993    | 464       | -      | -         | 464       | 奈良県  |
| 11,249,392         | 4,822,387   | 6,319,058   | 107,947   | -         | -      | -         | -         | 和歌山県 |
| 6,410,527          | 2,535,674   | 3,740,184   | 134,669   | 76,705    | -      | 37,689    | 39,016    | 鳥取県  |
| 5,696,044          | 1,893,023   | 3,694,706   | 108,315   | 4,907     | -      | -         | 4,907     | 島根県  |
| 4,722,427          | 1,908,275   | 2,753,638   | 60,514    | 4,981     | -      | -         | 4,981     | 岡山県  |
| 24,205,458         | 11,183,080  | 12,938,967  | 83,411    | 1,061,834 | 900    | 426,671   | 634,263   | 広島県  |
| 6,973,575          | 2,870,214   | 4,030,162   | 73,199    | 197,728   | 29,801 | 75,978    | 91,949    | 山口県  |
| 4,650,293          | 1,963,704   | 2,665,902   | 20,687    | 214,415   | -      | 35,387    | 179,028   | 徳島県  |
| 3,164,069          | 1,180,175   | 1,953,432   | 30,462    | 78,093    | -      | 35,587    | 42,506    | 香川県  |
| 11,570,744         | 4,708,348   | 6,851,393   | 11,003    | 705,300   | -      | 382,858   | 322,442   | 愛媛県  |
| 5,394,050          | 2,099,231   | 3,210,941   | 83,878    | 473,750   | -      | 157,630   | 316,120   | 高知県  |
| 15,268,955         | 5,847,232   | 9,421,723   | -         | 398,999   | -      | 166,291   | 232,708   | 福岡県  |
| 4,240,046          | 1,930,124   | 2,302,114   | 7,808     | 140,042   | 5,990  | 71,823    | 62,229    | 佐賀県  |
| 11,793,781         | 4,499,680   | 7,133,278   | 160,823   | 363,448   | -      | 116,985   | 246,463   | 長崎県  |
| 12,317,176         | 4,882,551   | 7,434,625   | -         | 31,103    | -      | -         | 31,103    | 熊本県  |
| 13,099,219         | 4,723,839   | 8,165,468   | 209,912   | 189,677   | -      | 69,860    | 119,817   | 大分県  |
| 8,846,310          | 3,818,991   | 4,979,162   | 48,157    | 176,828   | 1,279  | 79,437    | 96,112    | 宮崎県  |
| 12,802,830         | 6,122,687   | 6,547,560   | 132,583   | 428,559   | -      | 175,432   | 253,127   | 鹿児島県 |
| 2,846,317          | 1,235,526   | 1,610,791   | -         | 64,364    | -      | -         | 64,364    | 沖縄県  |
| 391,117,587        | 151,830,706 | 234,965,994 | 4,320,887 | 6,036,955 | 74,178 | 2,180,702 | 3,782,075 | 合 計  |

## (3) 治山

| 区分<br>都道府県名 | (1) 資金負担別投資実績 |             |             |           | (2) 投資主体別資金負担別投資実績 |            |           |      |
|-------------|---------------|-------------|-------------|-----------|--------------------|------------|-----------|------|
|             | 総投資額          | 資金負担区分      |             |           | 投資額                | 国          |           |      |
|             |               | 国費          | 都道府県費       | 市町村費      |                    | 国費         | 都道府県費     | 市町村費 |
| 北海道         | 20,990,715    | 11,925,196  | 8,784,252   | 281,267   | 5,994,552          | 5,994,552  | -         | -    |
| 青森県         | 3,111,152     | 2,019,666   | 1,065,851   | 25,635    | 1,072,900          | 1,072,900  | -         | -    |
| 岩手県         | 3,437,316     | 2,016,376   | 1,418,531   | 2,409     | 1,395,935          | 1,260,185  | 135,750   | -    |
| 宮城県         | 2,920,491     | 1,670,341   | 1,227,798   | 22,352    | 718,847            | 718,847    | -         | -    |
| 秋田県         | 6,705,830     | 3,736,365   | 2,917,598   | 51,867    | 930,698            | 930,698    | -         | -    |
| 山形県         | 2,988,224     | 2,111,037   | 874,718     | 2,469     | 1,775,847          | 1,583,425  | 192,422   | -    |
| 福島県         | 4,494,860     | 2,300,456   | 2,148,069   | 46,335    | 1,357,025          | 1,357,025  | -         | -    |
| 茨城県         | 957,329       | 434,502     | 520,231     | 2,596     | 106,681            | 106,681    | -         | -    |
| 栃木県         | 3,049,946     | 1,717,176   | 1,321,599   | 11,171    | 654,528            | 654,528    | -         | -    |
| 群馬県         | 6,112,578     | 2,417,875   | 3,574,109   | 120,594   | 778,924            | 778,924    | -         | -    |
| 埼玉県         | 793,156       | 237,598     | 555,329     | 229       | 84,676             | 84,676     | -         | -    |
| 千葉県         | 1,162,326     | 568,213     | 585,770     | 8,343     | 166,016            | 166,016    | -         | -    |
| 東京都         | 764,298       | 15,347      | 748,440     | 511       | 5,347              | 5,347      | -         | -    |
| 神奈川県        | 1,492,795     | 699,615     | 793,180     | -         | 112,857            | 112,857    | -         | -    |
| 新潟県         | 8,897,240     | 5,048,983   | 3,765,634   | 82,623    | 2,465,936          | 2,074,822  | 391,114   | -    |
| 富山県         | 4,076,141     | 2,057,828   | 1,964,756   | 53,557    | 914,281            | 790,345    | 123,936   | -    |
| 石川県         | 3,064,898     | 1,778,927   | 1,277,622   | 8,349     | 375,014            | 289,275    | 85,739    | -    |
| 福井県         | 2,227,406     | 984,310     | 1,172,044   | 71,052    | 115,710            | 115,710    | -         | -    |
| 山梨県         | 6,055,859     | 2,857,466   | 3,164,800   | 33,593    | 470,677            | 382,180    | 88,497    | -    |
| 長野県         | 10,561,770    | 6,836,858   | 3,552,418   | 172,494   | 4,472,805          | 4,130,074  | 342,731   | -    |
| 岐阜県         | 9,175,524     | 4,705,603   | 4,316,881   | 153,040   | 2,178,696          | 1,998,457  | 180,239   | -    |
| 静岡県         | 8,806,443     | 4,417,622   | 4,141,205   | 247,616   | 2,783,811          | 2,193,392  | 590,419   | -    |
| 愛知県         | 5,615,396     | 1,120,117   | 4,495,279   | -         | 241,644            | 241,644    | -         | -    |
| 三重県         | 4,262,522     | 880,826     | 3,333,861   | 47,835    | 70,168             | 70,168     | -         | -    |
| 滋賀県         | 1,759,463     | 839,268     | 897,780     | 22,415    | 50,772             | 50,772     | -         | -    |
| 京都府         | 2,833,680     | 1,196,917   | 1,632,529   | 4,234     | 601,006            | 601,006    | -         | -    |
| 大阪府         | 2,144,439     | 645,203     | 1,492,130   | 7,106     | 271,837            | 271,837    | -         | -    |
| 兵庫県         | 6,922,296     | 2,543,745   | 4,201,654   | 176,897   | 524,462            | 524,462    | -         | -    |
| 奈良県         | 2,495,143     | 1,496,405   | 944,570     | 54,168    | 1,420,100          | 1,022,219  | 397,881   | -    |
| 和歌山県        | 3,259,582     | 2,022,829   | 1,228,527   | 8,226     | 1,518,500          | 1,249,531  | 268,969   | -    |
| 鳥取県         | 2,059,082     | 999,380     | 1,020,670   | 39,032    | 277,497            | 277,497    | -         | -    |
| 島根県         | 4,961,995     | 1,933,416   | 2,906,653   | 121,926   | 34,701             | 34,701     | -         | -    |
| 岡山県         | 1,371,091     | 515,259     | 799,967     | 55,865    | 70,037             | 70,037     | -         | -    |
| 広島県         | 6,689,696     | 3,296,371   | 3,005,610   | 387,715   | 1,603,219          | 1,202,459  | 400,760   | -    |
| 山口県         | 2,004,240     | 1,009,697   | 924,617     | 69,926    | 273,578            | 273,578    | -         | -    |
| 徳島県         | 4,302,716     | 2,310,032   | 1,943,102   | 49,582    | 1,124,447          | 933,085    | 191,362   | -    |
| 香川県         | 889,916       | 436,922     | 447,181     | 5,813     | 112,211            | 112,211    | -         | -    |
| 愛媛県         | 3,689,308     | 1,780,723   | 1,890,013   | 18,572    | 114,533            | 114,533    | -         | -    |
| 高知県         | 5,097,208     | 3,838,225   | 1,155,971   | 103,012   | 2,752,057          | 2,543,687  | 208,370   | -    |
| 福岡県         | 5,489,235     | 2,350,888   | 3,073,312   | 65,035    | 872,517            | 699,672    | 172,845   | -    |
| 佐賀県         | 2,615,169     | 1,027,866   | 1,574,173   | 13,130    | 242,096            | 242,096    | -         | -    |
| 長崎県         | 5,997,430     | 3,068,447   | 2,855,618   | 73,365    | 725,042            | 725,042    | -         | -    |
| 熊本県         | 8,085,872     | 4,227,344   | 3,805,573   | 52,955    | 837,978            | 837,978    | -         | -    |
| 大分県         | 4,494,791     | 2,294,431   | 2,180,207   | 20,153    | 344,338            | 344,338    | -         | -    |
| 宮崎県         | 6,005,374     | 3,580,571   | 2,367,766   | 57,037    | 1,014,686          | 1,014,686  | -         | -    |
| 鹿児島県        | 6,163,568     | 3,517,948   | 2,547,207   | 98,413    | 1,814,312          | 1,591,097  | 223,215   | -    |
| 沖縄県         | 913,072       | 732,292     | 180,780     | -         | 74,900             | 74,900     | -         | -    |
| 合計          | 211,968,581   | 108,222,482 | 100,795,585 | 2,950,514 | 45,918,401         | 41,924,152 | 3,994,249 | -    |

(単位：千円)

| (2) 投資主体別資金負担別投資実績 |            |            |         |           |        |           |           |       | 区 分 |
|--------------------|------------|------------|---------|-----------|--------|-----------|-----------|-------|-----|
| 口 都道府県             |            |            |         | ハ 市町村     |        |           |           | 都道府県名 |     |
| 投資額                | 資金負担区分     |            |         | 投資額       | 資金負担区分 |           |           |       |     |
|                    | 国 費        | 都道府県費      | 市町村費    |           | 国 費    | 都道府県費     | 市町村費      |       |     |
| 14,516,896         | 5,930,644  | 8,586,252  | -       | 479,267   | -      | 198,000   | 281,267   | 北海道   |     |
| 1,998,163          | 946,766    | 1,051,397  | -       | 40,089    | -      | 14,454    | 25,635    | 青森県   |     |
| 2,041,381          | 756,191    | 1,282,781  | 2,409   | -         | -      | -         | -         | 岩手県   |     |
| 2,176,946          | 951,494    | 1,225,452  | -       | 24,698    | -      | 2,346     | 22,352    | 宮城県   |     |
| 5,694,642          | 2,805,667  | 2,888,975  | -       | 80,490    | -      | 28,623    | 51,867    | 秋田県   |     |
| 1,209,908          | 527,612    | 682,296    | -       | 2,469     | -      | -         | 2,469     | 山形県   |     |
| 3,068,844          | 943,431    | 2,125,413  | -       | 68,991    | -      | 22,656    | 46,335    | 福島県   |     |
| 848,052            | 327,821    | 520,231    | -       | 2,596     | -      | -         | 2,596     | 茨城県   |     |
| 2,384,247          | 1,062,648  | 1,321,599  | -       | 11,171    | -      | -         | 11,171    | 栃木県   |     |
| 5,326,923          | 1,638,951  | 3,574,109  | 113,863 | 6,731     | -      | -         | 6,731     | 群馬県   |     |
| 708,251            | 152,922    | 555,329    | -       | 229       | -      | -         | 229       | 埼玉県   |     |
| 984,183            | 402,197    | 581,986    | -       | 12,127    | -      | 3,784     | 8,343     | 千葉県   |     |
| 758,440            | 10,000     | 748,440    | -       | 511       | -      | -         | 511       | 東京都   |     |
| 1,379,938          | 586,758    | 793,180    | -       | -         | -      | -         | -         | 神奈川県  |     |
| 6,303,610          | 2,974,161  | 3,329,449  | -       | 127,694   | -      | 45,071    | 82,623    | 新潟県   |     |
| 3,092,943          | 1,267,483  | 1,810,485  | 14,975  | 68,917    | -      | 30,335    | 38,582    | 富山県   |     |
| 2,677,925          | 1,489,652  | 1,188,273  | -       | 11,959    | -      | 3,610     | 8,349     | 石川県   |     |
| 1,987,267          | 868,600    | 1,118,667  | -       | 124,429   | -      | 53,377    | 71,052    | 福井県   |     |
| 5,540,407          | 2,475,286  | 3,065,121  | -       | 44,775    | -      | 11,182    | 33,593    | 山梨県   |     |
| 5,907,401          | 2,697,907  | 3,209,494  | -       | 181,564   | 8,877  | 193       | 172,494   | 長野県   |     |
| 6,736,132          | 2,707,146  | 4,028,986  | -       | 260,696   | -      | 107,656   | 153,040   | 岐阜県   |     |
| 5,709,031          | 2,216,230  | 3,492,489  | 312     | 313,601   | 8,000  | 58,297    | 247,304   | 静岡県   |     |
| 5,373,752          | 878,473    | 4,495,279  | -       | -         | -      | -         | -         | 愛知県   |     |
| 4,143,312          | 810,658    | 3,321,599  | 11,055  | 49,042    | -      | 12,262    | 36,780    | 三重県   |     |
| 1,682,332          | 788,496    | 893,836    | -       | 26,359    | -      | 3,944     | 22,415    | 滋賀県   |     |
| 2,197,683          | 595,911    | 1,601,772  | -       | 34,991    | -      | 30,757    | 4,234     | 京都府   |     |
| 1,865,496          | 373,366    | 1,492,130  | -       | 7,106     | -      | -         | 7,106     | 大阪府   |     |
| 6,120,966          | 2,019,283  | 4,101,683  | -       | 276,868   | -      | 99,971    | 176,897   | 兵庫県   |     |
| 998,240            | 474,186    | 524,054    | -       | 76,803    | -      | 22,635    | 54,168    | 奈良県   |     |
| 1,730,660          | 773,298    | 957,362    | -       | 10,422    | -      | 2,196     | 8,226     | 和歌山県  |     |
| 1,711,459          | 721,883    | 989,576    | -       | 70,126    | -      | 31,094    | 39,032    | 鳥取県   |     |
| 4,753,751          | 1,898,715  | 2,855,036  | -       | 173,543   | -      | 51,617    | 121,926   | 島根県   |     |
| 1,238,353          | 445,222    | 793,131    | -       | 62,701    | -      | 6,836     | 55,865    | 岡山県   |     |
| 4,412,199          | 2,093,912  | 2,318,287  | -       | 674,278   | -      | 286,563   | 387,715   | 広島県   |     |
| 1,647,957          | 736,119    | 911,838    | -       | 82,705    | -      | 12,779    | 69,926    | 山口県   |     |
| 3,086,114          | 1,376,947  | 1,709,167  | -       | 92,155    | -      | 42,573    | 49,582    | 徳島県   |     |
| 768,799            | 324,711    | 444,088    | -       | 8,906     | -      | 3,093     | 5,813     | 香川県   |     |
| 3,551,953          | 1,666,190  | 1,885,763  | -       | 22,822    | -      | 4,250     | 18,572    | 愛媛県   |     |
| 2,282,340          | 1,294,538  | 937,867    | 49,935  | 62,811    | -      | 9,734     | 53,077    | 高知県   |     |
| 4,513,511          | 1,651,216  | 2,862,295  | -       | 103,207   | -      | 38,172    | 65,035    | 福岡県   |     |
| 2,359,943          | 785,770    | 1,574,173  | -       | 13,130    | -      | -         | 13,130    | 佐賀県   |     |
| 5,209,302          | 2,343,405  | 2,851,797  | 14,100  | 63,086    | -      | 3,821     | 59,265    | 長崎県   |     |
| 7,179,641          | 3,389,366  | 3,790,275  | -       | 68,253    | -      | 15,298    | 52,955    | 熊本県   |     |
| 4,124,054          | 1,950,093  | 2,173,961  | -       | 26,399    | -      | 6,246     | 20,153    | 大分県   |     |
| 4,884,118          | 2,565,885  | 2,318,233  | -       | 106,570   | -      | 49,533    | 57,037    | 宮崎県   |     |
| 4,229,843          | 1,926,851  | 2,302,992  | -       | 119,413   | -      | 21,000    | 98,413    | 鹿児島県  |     |
| 838,172            | 657,392    | 180,780    | -       | -         | -      | -         | -         | 沖縄県   |     |
| 161,955,480        | 66,281,453 | 95,467,378 | 206,649 | 4,094,700 | 16,877 | 1,333,958 | 2,743,865 | 合 計   |     |

10. 海岸保全

| 区分<br>都道府県名 | (1) 資金負担別投資実績 |            |            |           | (2) 投資主体別資金負担別投資実績 |            |           |         |
|-------------|---------------|------------|------------|-----------|--------------------|------------|-----------|---------|
|             | 総投資額          | 資金負担区分     |            |           | 投資額                | 資金負担区分     |           |         |
|             |               | 国費         | 都道府県費      | 市町村費      |                    | 国費         | 都道府県費     | 市町村費    |
| 北海道         | 10,709,910    | 4,772,067  | 5,823,436  | 114,407   | 670,447            | 466,090    | 204,357   | -       |
| 青森県         | 1,176,069     | 335,284    | 838,585    | 2,200     | -                  | -          | -         | -       |
| 岩手県         | 259,284       | 67,119     | 139,369    | 52,796    | -                  | -          | -         | -       |
| 宮城県         | 2,480,071     | 1,315,760  | 1,151,168  | 13,143    | 909,684            | 631,987    | 277,697   | -       |
| 秋田県         | 663,552       | 306,842    | 356,710    | -         | -                  | -          | -         | -       |
| 山形県         | 301,172       | 136,331    | 164,841    | -         | -                  | -          | -         | -       |
| 福島県         | 871,886       | 416,178    | 455,708    | -         | -                  | -          | -         | -       |
| 茨城県         | 3,595,918     | 1,554,206  | 2,041,712  | -         | 24,179             | 24,179     | -         | -       |
| 栃木県         | -             | -          | -          | -         | -                  | -          | -         | -       |
| 群馬県         | -             | -          | -          | -         | -                  | -          | -         | -       |
| 埼玉県         | 96,944        | 48,472     | -          | 48,472    | -                  | -          | -         | -       |
| 千葉県         | 2,843,972     | 662,422    | 2,151,747  | 29,803    | -                  | -          | -         | -       |
| 東京都         | 15,832,175    | 6,946,245  | 8,868,974  | 16,956    | 4,199,823          | 4,199,823  | -         | -       |
| 神奈川県        | 3,716,140     | 1,705,023  | 2,011,117  | -         | 2,046,460          | 1,476,454  | 570,006   | -       |
| 新潟県         | 3,094,632     | 1,571,492  | 1,522,834  | 306       | 1,146,021          | 808,079    | 337,942   | -       |
| 富山県         | 3,167,703     | 1,929,094  | 1,230,674  | 7,935     | 2,166,515          | 1,508,704  | 657,811   | -       |
| 石川県         | 2,635,203     | 1,588,940  | 1,039,873  | 6,390     | 1,555,800          | 1,080,221  | 475,579   | -       |
| 福井県         | 450,126       | 125,551    | 307,363    | 17,212    | -                  | -          | -         | -       |
| 山梨県         | -             | -          | -          | -         | -                  | -          | -         | -       |
| 長野県         | -             | -          | -          | -         | -                  | -          | -         | -       |
| 岐阜県         | -             | -          | -          | -         | -                  | -          | -         | -       |
| 静岡県         | 7,807,082     | 4,079,616  | 2,848,184  | 879,282   | 3,524,491          | 2,449,471  | 1,075,020 | -       |
| 愛知県         | 6,096,893     | 2,563,428  | 3,515,077  | 18,388    | 11,256             | 11,256     | -         | -       |
| 三重県         | 3,775,242     | 1,359,638  | 2,300,642  | 114,962   | -                  | -          | -         | -       |
| 滋賀県         | -             | -          | -          | -         | -                  | -          | -         | -       |
| 京都府         | 1,355,852     | 335,476    | 936,009    | 84,367    | -                  | -          | -         | -       |
| 大阪府         | 1,407,199     | 401,828    | 1,005,371  | -         | -                  | -          | -         | -       |
| 兵庫県         | 5,512,494     | 1,099,767  | 3,366,205  | 1,046,522 | 485,830            | 338,750    | 147,080   | -       |
| 奈良県         | -             | -          | -          | -         | -                  | -          | -         | -       |
| 和歌山県        | 2,897,897     | 1,360,813  | 1,488,044  | 49,040    | -                  | -          | -         | -       |
| 鳥取県         | 833,025       | 388,669    | 410,654    | 33,702    | 307,938            | 258,178    | 49,760    | -       |
| 島根県         | 371,653       | 138,071    | 230,172    | 3,410     | -                  | -          | -         | -       |
| 岡山県         | 2,039,859     | 870,852    | 1,046,158  | 122,849   | -                  | -          | -         | -       |
| 広島県         | 1,018,068     | 359,139    | 500,018    | 158,911   | -                  | -          | -         | -       |
| 山口県         | 3,906,240     | 1,788,854  | 1,521,544  | 595,842   | -                  | -          | -         | -       |
| 徳島県         | 2,276,105     | 1,087,128  | 1,188,722  | 255       | -                  | -          | -         | -       |
| 香川県         | 396,314       | 134,847    | 234,035    | 27,432    | -                  | -          | -         | -       |
| 愛媛県         | 3,919,532     | 1,642,009  | 2,022,193  | 255,330   | -                  | -          | -         | -       |
| 高知県         | 4,379,678     | 3,298,945  | 975,830    | 104,903   | 2,879,105          | 2,447,106  | 431,999   | -       |
| 福岡県         | 1,845,971     | 705,844    | 1,105,374  | 34,753    | -                  | -          | -         | -       |
| 佐賀県         | 887,767       | 300,993    | 586,774    | -         | -                  | -          | -         | -       |
| 長崎県         | 2,336,256     | 646,088    | 1,448,860  | 241,308   | -                  | -          | -         | -       |
| 熊本県         | 2,468,582     | 1,405,421  | 955,559    | 107,602   | 1,256,973          | 973,285    | 283,688   | -       |
| 大分県         | 2,950,339     | 1,851,007  | 1,072,648  | 26,684    | 2,031,007          | 1,538,814  | 492,193   | -       |
| 宮崎県         | 1,564,521     | 777,691    | 775,173    | 11,657    | 377,157            | 298,006    | 79,151    | -       |
| 鹿児島県        | 2,881,610     | 1,549,376  | 1,163,471  | 168,763   | -                  | -          | -         | -       |
| 沖縄県         | 13,022,815    | 12,009,793 | 577,144    | 435,878   | 12,321,758         | 11,722,745 | 172,888   | 426,125 |
| 合計          | 127,845,751   | 63,636,319 | 59,377,972 | 4,831,460 | 35,914,444         | 30,233,148 | 5,255,171 | 426,125 |

(単位：千円)

| (2) 投資主体別資金負担別投資実績 |            |            |         |           |           |         |           |       | 区分 |
|--------------------|------------|------------|---------|-----------|-----------|---------|-----------|-------|----|
| 口 都道府県             |            |            |         | ハ 市町村     |           |         |           | 都道府県名 |    |
| 投資額                | 資金負担区分     |            |         | 投資額       | 資金負担区分    |         |           |       |    |
|                    | 国費         | 都道府県費      | 市町村費    |           | 国費        | 都道府県費   | 市町村費      |       |    |
| 9,824,942          | 4,275,248  | 5,549,694  | -       | 214,521   | 30,729    | 69,385  | 114,407   | 北海道   |    |
| 1,173,869          | 335,284    | 838,585    | -       | 2,200     | -         | -       | 2,200     | 青森県   |    |
| 204,711            | 65,342     | 139,369    | -       | 54,573    | 1,777     | -       | 52,796    | 岩手県   |    |
| 1,557,244          | 683,773    | 873,471    | -       | 13,143    | -         | -       | 13,143    | 宮城県   |    |
| 663,552            | 306,842    | 356,710    | -       | -         | -         | -       | -         | 秋田県   |    |
| 301,172            | 136,331    | 164,841    | -       | -         | -         | -       | -         | 山形県   |    |
| 871,886            | 416,178    | 455,708    | -       | -         | -         | -       | -         | 福島県   |    |
| 3,571,739          | 1,530,027  | 2,041,712  | -       | -         | -         | -       | -         | 茨城県   |    |
| -                  | -          | -          | -       | -         | -         | -       | -         | 栃木県   |    |
| -                  | -          | -          | -       | -         | -         | -       | -         | 群馬県   |    |
| -                  | -          | -          | -       | 96,944    | 48,472    | -       | 48,472    | 埼玉県   |    |
| 2,843,972          | 662,422    | 2,151,747  | 29,803  | -         | -         | -       | -         | 千葉県   |    |
| 11,632,352         | 2,746,422  | 8,868,974  | 16,956  | -         | -         | -       | -         | 東京都   |    |
| 1,669,680          | 228,569    | 1,441,111  | -       | -         | -         | -       | -         | 神奈川県  |    |
| 1,948,305          | 763,413    | 1,184,892  | -       | 306       | -         | -       | 306       | 新潟県   |    |
| 1,001,188          | 420,390    | 572,863    | 7,935   | -         | -         | -       | -         | 富山県   |    |
| 1,067,263          | 502,969    | 564,294    | -       | 12,140    | 5,750     | -       | 6,390     | 石川県   |    |
| 416,164            | 125,551    | 290,613    | -       | 33,962    | -         | 16,750  | 17,212    | 福井県   |    |
| -                  | -          | -          | -       | -         | -         | -       | -         | 山梨県   |    |
| -                  | -          | -          | -       | -         | -         | -       | -         | 長野県   |    |
| -                  | -          | -          | -       | -         | -         | -       | -         | 岐阜県   |    |
| 3,067,831          | 1,339,675  | 1,710,831  | 17,325  | 1,214,760 | 290,470   | 62,333  | 861,957   | 静岡県   |    |
| 6,050,731          | 2,535,654  | 3,515,077  | -       | 34,906    | 16,518    | -       | 18,388    | 愛知県   |    |
| 3,774,804          | 1,359,638  | 2,300,642  | 114,524 | 438       | -         | -       | 438       | 三重県   |    |
| -                  | -          | -          | -       | -         | -         | -       | -         | 滋賀県   |    |
| 1,122,198          | 220,884    | 897,814    | 3,500   | 233,654   | 114,592   | 38,195  | 80,867    | 京都府   |    |
| 1,407,199          | 401,828    | 1,005,371  | -       | -         | -         | -       | -         | 大阪府   |    |
| 3,495,028          | 278,002    | 3,215,304  | 1,722   | 1,531,636 | 483,015   | 3,821   | 1,044,800 | 兵庫県   |    |
| -                  | -          | -          | -       | -         | -         | -       | -         | 奈良県   |    |
| 2,811,889          | 1,360,813  | 1,451,076  | -       | 86,008    | -         | 36,968  | 49,040    | 和歌山県  |    |
| 471,199            | 130,491    | 340,708    | -       | 53,888    | -         | 20,186  | 33,702    | 鳥取県   |    |
| 368,243            | 138,071    | 230,172    | -       | 3,410     | -         | -       | 3,410     | 島根県   |    |
| 1,926,524          | 824,073    | 1,046,158  | 56,293  | 113,335   | 46,779    | -       | 66,556    | 岡山県   |    |
| 790,914            | 273,400    | 492,466    | 25,048  | 227,154   | 85,739    | 7,552   | 133,863   | 広島県   |    |
| 2,871,754          | 1,324,666  | 1,453,685  | 93,403  | 1,034,486 | 464,188   | 67,859  | 502,439   | 山口県   |    |
| 2,275,850          | 1,087,128  | 1,188,722  | -       | 255       | -         | -       | 255       | 徳島県   |    |
| 312,713            | 94,272     | 213,748    | 4,693   | 83,601    | 40,575    | 20,287  | 22,739    | 香川県   |    |
| 3,381,880          | 1,393,948  | 1,957,279  | 30,653  | 537,652   | 248,061   | 64,914  | 224,677   | 愛媛県   |    |
| 1,180,824          | 708,821    | 460,421    | 11,582  | 319,749   | 143,018   | 83,410  | 93,321    | 高知県   |    |
| 1,842,191          | 705,844    | 1,103,874  | 32,473  | 3,780     | -         | 1,500   | 2,280     | 福岡県   |    |
| 887,767            | 300,993    | 586,774    | -       | -         | -         | -       | -         | 佐賀県   |    |
| 2,054,175          | 546,168    | 1,437,980  | 70,027  | 282,081   | 99,920    | 10,880  | 171,281   | 長崎県   |    |
| 1,001,169          | 329,298    | 671,871    | -       | 210,440   | 102,838   | -       | 107,602   | 熊本県   |    |
| 882,575            | 308,243    | 559,603    | 14,729  | 36,757    | 3,950     | 20,852  | 11,955    | 大分県   |    |
| 1,187,320          | 479,685    | 696,022    | 11,613  | 44        | -         | -       | 44        | 宮崎県   |    |
| 2,654,316          | 1,408,468  | 1,163,471  | 82,377  | 227,294   | 140,908   | -       | 86,386    | 鹿児島県  |    |
| 691,304            | 287,048    | 404,256    | -       | 9,753     | -         | -       | 9,753     | 沖縄県   |    |
| 85,258,437         | 31,035,872 | 53,597,909 | 624,656 | 6,672,870 | 2,367,299 | 524,892 | 3,780,679 | 合計    |    |

1 1. 文教施設

| 区分<br>都道府県名 | (1) 資金負担別投資実績 |             |             |               | (2) 投資主体別資金負担別投資実績 |             |       |      |
|-------------|---------------|-------------|-------------|---------------|--------------------|-------------|-------|------|
|             | 総投資額          | 資金負担区分      |             |               | 投資額                | 資金負担区分      |       |      |
|             |               | 国費          | 都道府県費       | 市町村費          |                    | 国費          | 都道府県費 | 市町村費 |
| 北海道         | 108,181,970   | 18,199,814  | 12,009,943  | 77,972,213    | 5,322,894          | 5,322,894   | -     | -    |
| 青森県         | 30,286,376    | 7,190,690   | 6,019,107   | 17,076,579    | 464,459            | 464,459     | -     | -    |
| 岩手県         | 22,743,530    | 2,422,307   | 4,009,899   | 16,311,324    | 510,210            | 510,210     | -     | -    |
| 宮城県         | 60,490,732    | 13,427,798  | 15,588,516  | 31,474,418    | 6,047,087          | 6,047,087   | -     | -    |
| 秋田県         | 25,733,804    | 2,702,842   | 7,646,653   | 15,384,309    | 893,944            | 893,944     | -     | -    |
| 山形県         | 26,460,311    | 4,910,090   | 7,867,108   | 13,683,113    | 1,862,591          | 1,862,591   | -     | -    |
| 福島県         | 45,519,802    | 8,166,418   | 10,260,565  | 27,092,819    | 956,652            | 956,652     | -     | -    |
| 茨城県         | 58,521,672    | 12,497,360  | 5,536,501   | 40,487,811    | 6,332,602          | 6,332,602   | -     | -    |
| 栃木県         | 29,230,244    | 3,979,865   | 7,291,512   | 17,958,867    | 297,164            | 297,164     | -     | -    |
| 群馬県         | 31,122,775    | 4,946,366   | 3,497,658   | 22,678,751    | 1,210,709          | 1,210,709   | -     | -    |
| 埼玉県         | 89,814,357    | 9,104,904   | 13,774,945  | 66,934,508    | 637,682            | 637,682     | -     | -    |
| 千葉県         | 87,804,361    | 15,114,293  | 5,834,370   | 66,855,698    | 3,898,642          | 3,898,642   | -     | -    |
| 東京都         | 308,595,371   | 30,936,116  | 62,344,740  | 215,314,515   | 10,453,170         | 10,453,170  | -     | -    |
| 神奈川県        | 128,687,641   | 11,086,075  | 29,887,148  | 87,714,418    | 1,495,690          | 1,495,690   | -     | -    |
| 新潟県         | 38,041,780    | 6,047,839   | 5,573,436   | 26,420,505    | 1,428,063          | 1,428,063   | -     | -    |
| 富山県         | 18,304,036    | 3,215,851   | 4,367,772   | 10,720,413    | 1,042,597          | 1,042,597   | -     | -    |
| 石川県         | 27,937,202    | 5,067,407   | 5,147,435   | 17,722,360    | 1,209,430          | 1,209,430   | -     | -    |
| 福井県         | 27,271,965    | 4,512,445   | 8,535,403   | 14,224,117    | 458,816            | 458,816     | -     | -    |
| 山梨県         | 21,173,089    | 3,265,363   | 1,310,863   | 16,596,863    | 867,272            | 867,272     | -     | -    |
| 長野県         | 41,005,877    | 5,350,371   | 4,114,510   | 31,540,996    | 1,111,755          | 1,111,755   | -     | -    |
| 岐阜県         | 42,672,435    | 10,298,979  | 8,241,094   | 24,132,362    | 7,149,325          | 7,149,325   | -     | -    |
| 静岡県         | 55,003,660    | 7,172,276   | 11,611,444  | 36,219,940    | 2,882,488          | 2,882,488   | -     | -    |
| 愛知県         | 142,265,056   | 17,795,983  | 24,069,444  | 100,399,629   | 5,423,060          | 5,423,060   | -     | -    |
| 三重県         | 27,878,260    | 3,307,768   | 8,469,951   | 16,100,541    | 1,185,407          | 1,185,407   | -     | -    |
| 滋賀県         | 24,593,620    | 4,106,305   | 5,466,602   | 15,020,713    | 1,163,357          | 1,163,357   | -     | -    |
| 京都府         | 69,366,186    | 10,340,574  | 9,940,056   | 49,085,556    | 4,308,032          | 4,308,032   | -     | -    |
| 大阪府         | 184,707,223   | 22,851,902  | 25,900,285  | 135,955,036   | 6,038,242          | 6,038,242   | -     | -    |
| 兵庫県         | 83,470,993    | 11,064,356  | 14,592,628  | 57,814,009    | 2,518,453          | 2,518,453   | -     | -    |
| 奈良県         | 28,121,816    | 3,203,148   | 10,988,592  | 13,930,076    | 672,336            | 672,336     | -     | -    |
| 和歌山県        | 21,830,429    | 4,470,234   | 6,522,213   | 10,837,982    | 1,758,815          | 1,758,815   | -     | -    |
| 鳥取県         | 13,694,165    | 3,167,259   | 3,208,874   | 7,318,032     | 785,954            | 785,954     | -     | -    |
| 島根県         | 22,717,119    | 2,924,674   | 3,868,853   | 15,923,592    | 742,541            | 742,541     | -     | -    |
| 岡山県         | 34,179,429    | 6,663,573   | 3,750,716   | 23,765,140    | 2,006,650          | 2,006,650   | -     | -    |
| 広島県         | 47,575,873    | 6,248,541   | 5,776,404   | 35,550,928    | 2,271,128          | 2,271,128   | -     | -    |
| 山口県         | 26,383,509    | 3,353,741   | 4,836,717   | 18,193,051    | 1,597,599          | 1,597,599   | -     | -    |
| 徳島県         | 17,718,003    | 3,544,899   | 6,047,215   | 8,125,889     | 2,493,840          | 2,493,840   | -     | -    |
| 香川県         | 32,279,775    | 2,832,979   | 8,480,079   | 20,966,717    | 944,002            | 944,002     | -     | -    |
| 愛媛県         | 22,545,400    | 3,918,997   | 2,811,183   | 15,815,220    | 1,526,269          | 1,526,269   | -     | -    |
| 高知県         | 20,486,777    | 3,455,327   | 7,062,561   | 9,968,889     | 1,252,781          | 1,252,781   | -     | -    |
| 福岡県         | 111,130,197   | 22,073,731  | 16,320,310  | 72,736,156    | 4,419,985          | 4,419,985   | -     | -    |
| 佐賀県         | 24,711,569    | 2,947,972   | 6,578,929   | 15,184,668    | 631,763            | 631,763     | -     | -    |
| 長崎県         | 25,616,028    | 3,427,246   | 4,683,478   | 17,505,304    | 480,339            | 480,339     | -     | -    |
| 熊本県         | 43,011,582    | 6,225,746   | 9,337,262   | 27,448,574    | 1,420,604          | 1,420,604   | -     | -    |
| 大分県         | 31,190,090    | 5,425,002   | 4,681,194   | 21,083,894    | 1,241,403          | 1,241,403   | -     | -    |
| 宮崎県         | 19,296,073    | 4,415,315   | 4,304,174   | 10,576,584    | 2,045,198          | 2,045,198   | -     | -    |
| 鹿児島県        | 30,963,876    | 4,755,694   | 4,730,501   | 21,477,681    | 2,078,099          | 2,078,099   | -     | -    |
| 沖縄県         | 71,455,736    | 37,561,069  | 7,387,616   | 26,507,051    | 25,562,673         | 25,562,673  | -     | -    |
| 合計          | 2,501,791,774 | 389,697,504 | 450,286,459 | 1,661,807,811 | 131,101,772        | 131,101,772 | -     | -    |

(単位：千円)

| (2) 投資主体別資金負担別投資実績 |            |             |        |               |             |            |               | 区 分  |
|--------------------|------------|-------------|--------|---------------|-------------|------------|---------------|------|
| 口 都道府県             |            |             |        | ハ 市町村         |             |            |               |      |
| 投資額                | 資金負担区分     |             |        | 投資額           | 資金負担区分      |            |               |      |
|                    | 国 費        | 都道府県費       | 市町村費   |               | 国 費         | 都道府県費      | 市町村費          |      |
| 11,654,725         | 87,984     | 11,566,741  | -      | 91,204,351    | 12,788,936  | 443,202    | 77,972,213    | 北海道  |
| 6,033,970          | 280,040    | 5,753,930   | -      | 23,787,947    | 6,446,191   | 265,177    | 17,076,579    | 青森県  |
| 4,110,577          | 173,988    | 3,936,589   | -      | 18,122,743    | 1,738,109   | 73,310     | 16,311,324    | 岩手県  |
| 18,742,477         | 3,208,567  | 15,533,910  | -      | 35,701,168    | 4,172,144   | 54,606     | 31,474,418    | 宮城県  |
| 7,889,203          | 261,986    | 7,627,217   | -      | 16,950,657    | 1,546,912   | 19,436     | 15,384,309    | 秋田県  |
| 7,918,363          | 361,673    | 7,556,690   | -      | 16,679,357    | 2,685,826   | 310,418    | 13,683,113    | 山形県  |
| 10,975,974         | 806,812    | 10,169,162  | -      | 33,587,176    | 6,402,954   | 91,403     | 27,092,819    | 福島県  |
| 5,604,448          | 74,967     | 5,529,481   | -      | 46,584,622    | 6,089,791   | 7,020      | 40,487,811    | 茨城県  |
| 7,443,528          | 157,390    | 7,286,138   | -      | 21,489,552    | 3,525,311   | 5,374      | 17,958,867    | 栃木県  |
| 3,493,115          | 117,731    | 3,375,384   | -      | 26,418,951    | 3,617,926   | 122,274    | 22,678,751    | 群馬県  |
| 14,537,805         | 821,230    | 13,716,575  | -      | 74,638,870    | 7,645,992   | 58,370     | 66,934,508    | 埼玉県  |
| 5,807,575          | 46,837     | 5,760,738   | -      | 78,098,144    | 11,168,814  | 73,632     | 66,855,698    | 千葉県  |
| 52,706,361         | 72,253     | 52,634,108  | -      | 245,435,840   | 20,410,693  | 9,710,632  | 215,314,515   | 東京都  |
| 29,714,196         | 32,643     | 29,681,553  | -      | 97,477,755    | 9,557,742   | 205,595    | 87,714,418    | 神奈川県 |
| 5,579,983          | 70,859     | 5,509,124   | -      | 31,033,734    | 4,548,917   | 64,312     | 26,420,505    | 新潟県  |
| 4,489,131          | 129,329    | 4,351,656   | 8,146  | 12,772,308    | 2,043,925   | 16,116     | 10,712,267    | 富山県  |
| 5,500,482          | 391,976    | 5,108,506   | -      | 21,227,290    | 3,466,001   | 38,929     | 17,722,360    | 石川県  |
| 9,203,612          | 728,724    | 8,474,888   | -      | 17,609,537    | 3,324,905   | 60,515     | 14,224,117    | 福井県  |
| 1,326,210          | 37,205     | 1,264,643   | 24,362 | 18,979,607    | 2,360,886   | 46,220     | 16,572,501    | 山梨県  |
| 3,913,019          | 31,082     | 3,881,937   | -      | 35,981,103    | 4,207,534   | 232,573    | 31,540,996    | 長野県  |
| 8,276,841          | 122,944    | 8,153,897   | -      | 27,246,269    | 3,026,710   | 87,197     | 24,132,362    | 岐阜県  |
| 11,572,949         | 99,024     | 11,473,925  | -      | 40,548,223    | 4,190,764   | 137,519    | 36,219,940    | 静岡県  |
| 24,363,862         | 444,770    | 23,919,092  | -      | 112,478,134   | 11,928,153  | 150,352    | 100,399,629   | 愛知県  |
| 8,784,500          | 355,750    | 8,428,750   | -      | 17,908,353    | 1,766,611   | 41,201     | 16,100,541    | 三重県  |
| 5,668,155          | 291,798    | 5,376,357   | -      | 17,762,108    | 2,651,150   | 90,245     | 15,020,713    | 滋賀県  |
| 9,893,514          | 5,556      | 9,887,958   | -      | 55,164,640    | 6,026,986   | 52,098     | 49,085,556    | 京都府  |
| 27,305,489         | 1,440,877  | 25,864,612  | -      | 151,363,492   | 15,372,783  | 35,673     | 135,955,036   | 大阪府  |
| 15,485,163         | 1,016,197  | 14,468,966  | -      | 65,467,377    | 7,529,706   | 123,662    | 57,814,009    | 兵庫県  |
| 10,998,657         | 69,048     | 10,929,609  | -      | 16,450,823    | 2,461,764   | 58,983     | 13,930,076    | 奈良県  |
| 6,989,975          | 497,752    | 6,492,223   | -      | 13,081,639    | 2,213,667   | 29,990     | 10,837,982    | 和歌山県 |
| 4,151,355          | 1,016,062  | 3,135,293   | -      | 8,756,856     | 1,365,243   | 73,581     | 7,318,032     | 鳥取県  |
| 3,900,286          | 127,349    | 3,764,474   | 8,463  | 18,074,292    | 2,054,784   | 104,379    | 15,915,129    | 島根県  |
| 3,889,629          | 141,408    | 3,748,221   | -      | 28,283,150    | 4,515,515   | 2,495      | 23,765,140    | 岡山県  |
| 5,626,379          | 186,192    | 5,440,187   | -      | 39,678,366    | 3,791,221   | 336,217    | 35,550,928    | 広島県  |
| 4,960,826          | 125,083    | 4,835,743   | -      | 19,825,084    | 1,631,059   | 974        | 18,193,051    | 山口県  |
| 6,324,848          | 291,999    | 6,032,849   | -      | 8,899,315     | 759,060     | 14,366     | 8,125,889     | 徳島県  |
| 8,474,636          | 31,171     | 8,443,465   | -      | 22,861,137    | 1,857,806   | 36,614     | 20,966,717    | 香川県  |
| 2,864,367          | 63,020     | 2,801,347   | -      | 18,154,764    | 2,329,708   | 9,836      | 15,815,220    | 愛媛県  |
| 7,083,834          | 121,672    | 6,962,162   | -      | 12,150,162    | 2,080,874   | 100,399    | 9,968,889     | 高知県  |
| 17,734,245         | 1,595,011  | 16,139,234  | -      | 88,975,967    | 16,058,735  | 181,076    | 72,736,156    | 福岡県  |
| 7,103,290          | 647,165    | 6,456,125   | -      | 16,976,516    | 1,669,044   | 122,804    | 15,184,668    | 佐賀県  |
| 4,854,193          | 215,808    | 4,638,385   | -      | 20,281,496    | 2,731,099   | 45,093     | 17,505,304    | 長崎県  |
| 9,258,049          | 185,740    | 9,072,309   | -      | 32,332,929    | 4,619,402   | 264,953    | 27,448,574    | 熊本県  |
| 5,258,313          | 636,655    | 4,621,658   | -      | 24,690,374    | 3,546,944   | 59,536     | 21,083,894    | 大分県  |
| 4,614,299          | 390,043    | 4,224,256   | -      | 12,636,576    | 1,980,074   | 79,918     | 10,576,584    | 宮崎県  |
| 4,211,265          | 100,496    | 4,110,769   | -      | 24,674,512    | 2,577,099   | 619,732    | 21,477,681    | 鹿児島県 |
| 6,568,696          | 2,199,606  | 4,369,090   | -      | 39,324,367    | 9,798,790   | 3,018,526  | 26,507,051    | 沖縄県  |
| 452,862,369        | 20,311,472 | 432,509,926 | 40,971 | 1,917,827,633 | 238,284,260 | 17,776,533 | 1,661,766,840 | 合 計  |

12. 失業対策

| 区分<br>都道府県名 | (1) 資金負担別投資実績 |        |       |        | (2) 投資主体別資金負担別投資実績 |        |       |      |
|-------------|---------------|--------|-------|--------|--------------------|--------|-------|------|
|             | 総投資額          | 資金負担区分 |       |        | 投資額                | 資金負担区分 |       |      |
|             |               | 国費     | 都道府県費 | 市町村費   |                    | 国費     | 都道府県費 | 市町村費 |
| 北海道         | 16,635        | -      | -     | 16,635 | -                  | -      | -     | -    |
| 青森県         | -             | -      | -     | -      | -                  | -      | -     | -    |
| 岩手県         | -             | -      | -     | -      | -                  | -      | -     | -    |
| 宮城県         | -             | -      | -     | -      | -                  | -      | -     | -    |
| 秋田県         | -             | -      | -     | -      | -                  | -      | -     | -    |
| 山形県         | -             | -      | -     | -      | -                  | -      | -     | -    |
| 福島県         | -             | -      | -     | -      | -                  | -      | -     | -    |
| 茨城県         | -             | -      | -     | -      | -                  | -      | -     | -    |
| 栃木県         | -             | -      | -     | -      | -                  | -      | -     | -    |
| 群馬県         | -             | -      | -     | -      | -                  | -      | -     | -    |
| 埼玉県         | -             | -      | -     | -      | -                  | -      | -     | -    |
| 千葉県         | 1,058         | -      | 1,058 | -      | -                  | -      | -     | -    |
| 東京都         | -             | -      | -     | -      | -                  | -      | -     | -    |
| 神奈川県        | -             | -      | -     | -      | -                  | -      | -     | -    |
| 新潟県         | -             | -      | -     | -      | -                  | -      | -     | -    |
| 富山県         | -             | -      | -     | -      | -                  | -      | -     | -    |
| 石川県         | -             | -      | -     | -      | -                  | -      | -     | -    |
| 福井県         | -             | -      | -     | -      | -                  | -      | -     | -    |
| 山梨県         | -             | -      | -     | -      | -                  | -      | -     | -    |
| 長野県         | -             | -      | -     | -      | -                  | -      | -     | -    |
| 岐阜県         | -             | -      | -     | -      | -                  | -      | -     | -    |
| 静岡県         | -             | -      | -     | -      | -                  | -      | -     | -    |
| 愛知県         | -             | -      | -     | -      | -                  | -      | -     | -    |
| 三重県         | -             | -      | -     | -      | -                  | -      | -     | -    |
| 滋賀県         | -             | -      | -     | -      | -                  | -      | -     | -    |
| 京都府         | -             | -      | -     | -      | -                  | -      | -     | -    |
| 大阪府         | -             | -      | -     | -      | -                  | -      | -     | -    |
| 兵庫県         | -             | -      | -     | -      | -                  | -      | -     | -    |
| 奈良県         | -             | -      | -     | -      | -                  | -      | -     | -    |
| 和歌山県        | -             | -      | -     | -      | -                  | -      | -     | -    |
| 鳥取県         | -             | -      | -     | -      | -                  | -      | -     | -    |
| 島根県         | -             | -      | -     | -      | -                  | -      | -     | -    |
| 岡山県         | -             | -      | -     | -      | -                  | -      | -     | -    |
| 広島県         | -             | -      | -     | -      | -                  | -      | -     | -    |
| 山口県         | -             | -      | -     | -      | -                  | -      | -     | -    |
| 徳島県         | -             | -      | -     | -      | -                  | -      | -     | -    |
| 香川県         | -             | -      | -     | -      | -                  | -      | -     | -    |
| 愛媛県         | -             | -      | -     | -      | -                  | -      | -     | -    |
| 高知県         | -             | -      | -     | -      | -                  | -      | -     | -    |
| 福岡県         | -             | -      | -     | -      | -                  | -      | -     | -    |
| 佐賀県         | -             | -      | -     | -      | -                  | -      | -     | -    |
| 長崎県         | -             | -      | -     | -      | -                  | -      | -     | -    |
| 熊本県         | -             | -      | -     | -      | -                  | -      | -     | -    |
| 大分県         | -             | -      | -     | -      | -                  | -      | -     | -    |
| 宮崎県         | -             | -      | -     | -      | -                  | -      | -     | -    |
| 鹿児島県        | -             | -      | -     | -      | -                  | -      | -     | -    |
| 沖縄県         | -             | -      | -     | -      | -                  | -      | -     | -    |
| 合計          | 17,693        | -      | 1,058 | 16,635 | -                  | -      | -     | -    |

(単位：千円)

| (2) 投資主体別資金負担別投資実績 |        |       |      |        |        |       |      | 区 分    |      |
|--------------------|--------|-------|------|--------|--------|-------|------|--------|------|
| 口 都道府県             |        |       |      | ハ 市町村  |        |       |      |        |      |
| 投資額                | 資金負担区分 |       |      | 投資額    | 資金負担区分 |       |      |        |      |
|                    | 国費     | 都道府県費 | 市町村費 |        | 国費     | 都道府県費 | 市町村費 |        |      |
| -                  | -      | -     | -    | 16,635 | -      | -     | -    | 16,635 | 北海道  |
| -                  | -      | -     | -    | -      | -      | -     | -    | -      | 青森県  |
| -                  | -      | -     | -    | -      | -      | -     | -    | -      | 岩手県  |
| -                  | -      | -     | -    | -      | -      | -     | -    | -      | 宮城県  |
| -                  | -      | -     | -    | -      | -      | -     | -    | -      | 秋田県  |
| -                  | -      | -     | -    | -      | -      | -     | -    | -      | 山形県  |
| -                  | -      | -     | -    | -      | -      | -     | -    | -      | 福島県  |
| -                  | -      | -     | -    | -      | -      | -     | -    | -      | 茨城県  |
| -                  | -      | -     | -    | -      | -      | -     | -    | -      | 栃木県  |
| -                  | -      | -     | -    | -      | -      | -     | -    | -      | 群馬県  |
| -                  | -      | -     | -    | -      | -      | -     | -    | -      | 埼玉県  |
| 1,058              | -      | 1,058 | -    | -      | -      | -     | -    | -      | 千葉県  |
| -                  | -      | -     | -    | -      | -      | -     | -    | -      | 東京都  |
| -                  | -      | -     | -    | -      | -      | -     | -    | -      | 神奈川県 |
| -                  | -      | -     | -    | -      | -      | -     | -    | -      | 新潟県  |
| -                  | -      | -     | -    | -      | -      | -     | -    | -      | 富山県  |
| -                  | -      | -     | -    | -      | -      | -     | -    | -      | 石川県  |
| -                  | -      | -     | -    | -      | -      | -     | -    | -      | 福井県  |
| -                  | -      | -     | -    | -      | -      | -     | -    | -      | 山梨県  |
| -                  | -      | -     | -    | -      | -      | -     | -    | -      | 長野県  |
| -                  | -      | -     | -    | -      | -      | -     | -    | -      | 岐阜県  |
| -                  | -      | -     | -    | -      | -      | -     | -    | -      | 静岡県  |
| -                  | -      | -     | -    | -      | -      | -     | -    | -      | 愛知県  |
| -                  | -      | -     | -    | -      | -      | -     | -    | -      | 三重県  |
| -                  | -      | -     | -    | -      | -      | -     | -    | -      | 滋賀県  |
| -                  | -      | -     | -    | -      | -      | -     | -    | -      | 京都府  |
| -                  | -      | -     | -    | -      | -      | -     | -    | -      | 大阪府  |
| -                  | -      | -     | -    | -      | -      | -     | -    | -      | 兵庫県  |
| -                  | -      | -     | -    | -      | -      | -     | -    | -      | 奈良県  |
| -                  | -      | -     | -    | -      | -      | -     | -    | -      | 和歌山県 |
| -                  | -      | -     | -    | -      | -      | -     | -    | -      | 鳥取県  |
| -                  | -      | -     | -    | -      | -      | -     | -    | -      | 島根県  |
| -                  | -      | -     | -    | -      | -      | -     | -    | -      | 岡山県  |
| -                  | -      | -     | -    | -      | -      | -     | -    | -      | 広島県  |
| -                  | -      | -     | -    | -      | -      | -     | -    | -      | 山口県  |
| -                  | -      | -     | -    | -      | -      | -     | -    | -      | 徳島県  |
| -                  | -      | -     | -    | -      | -      | -     | -    | -      | 香川県  |
| -                  | -      | -     | -    | -      | -      | -     | -    | -      | 愛媛県  |
| -                  | -      | -     | -    | -      | -      | -     | -    | -      | 高知県  |
| -                  | -      | -     | -    | -      | -      | -     | -    | -      | 福岡県  |
| -                  | -      | -     | -    | -      | -      | -     | -    | -      | 佐賀県  |
| -                  | -      | -     | -    | -      | -      | -     | -    | -      | 長崎県  |
| -                  | -      | -     | -    | -      | -      | -     | -    | -      | 熊本県  |
| -                  | -      | -     | -    | -      | -      | -     | -    | -      | 大分県  |
| -                  | -      | -     | -    | -      | -      | -     | -    | -      | 宮崎県  |
| -                  | -      | -     | -    | -      | -      | -     | -    | -      | 鹿児島県 |
| -                  | -      | -     | -    | -      | -      | -     | -    | -      | 沖縄県  |
| 1,058              | -      | 1,058 | -    | 16,635 | -      | -     | -    | 16,635 | 合 計  |

### 13. 災害復旧

| 区分<br>都道府県名 | (1) 資金負担別投資実績 |             |             |             | (2) 投資主体別資金負担別投資実績 |             |            |         |
|-------------|---------------|-------------|-------------|-------------|--------------------|-------------|------------|---------|
|             | 総投資額          | 資金負担区分      |             |             | 投資額                | 資金負担区分      |            |         |
|             |               | 国費          | 都道府県費       | 市町村費        |                    | 国費          | 都道府県費      | 市町村費    |
| 北海道         | 16,187,001    | 11,567,421  | 2,599,196   | 2,020,384   | 5,788,194          | 5,294,378   | 449,414    | 44,402  |
| 青森県         | 15,903,675    | 10,051,494  | 3,167,173   | 2,685,008   | 3,618,719          | 3,174,478   | 444,241    | -       |
| 岩手県         | 13,825,513    | 7,905,520   | 2,783,480   | 3,136,513   | 243,711            | 240,231     | 3,480      | -       |
| 宮城県         | 41,663,635    | 23,965,836  | 11,444,051  | 6,253,748   | 19,788,713         | 12,921,991  | 6,866,722  | -       |
| 秋田県         | 16,662,821    | 8,283,101   | 3,475,987   | 4,903,733   | 1,329,806          | 1,040,061   | 289,745    | -       |
| 山形県         | 15,496,905    | 10,017,456  | 3,611,614   | 1,867,835   | 5,026,801          | 3,694,864   | 1,321,380  | 10,557  |
| 福島県         | 37,555,779    | 23,066,018  | 8,820,763   | 5,668,998   | 14,969,130         | 10,716,050  | 4,253,080  | -       |
| 茨城県         | 22,289,778    | 12,110,013  | 6,721,315   | 3,458,450   | 16,002,843         | 10,176,857  | 5,825,986  | -       |
| 栃木県         | 1,955,961     | 868,660     | 704,685     | 382,616     | 456,959            | 306,797     | 150,162    | -       |
| 群馬県         | 1,791,897     | 597,156     | 897,231     | 297,510     | 225,673            | 225,673     | -          | -       |
| 埼玉県         | 5,490,967     | 3,284,422   | 1,734,074   | 472,471     | 3,423,662          | 2,314,129   | 1,086,835  | 22,698  |
| 千葉県         | 4,938,733     | 1,254,114   | 743,189     | 2,941,430   | 1,167,040          | 797,054     | 369,986    | -       |
| 東京都         | 8,235,572     | 4,483,249   | 3,302,099   | 450,224     | 6,137,796          | 4,323,132   | 1,814,664  | -       |
| 神奈川県        | 1,564,897     | 641,461     | 603,180     | 320,256     | 673,608            | 497,395     | 176,213    | -       |
| 新潟県         | 22,364,099    | 12,435,464  | 4,416,697   | 5,511,938   | 5,268,825          | 4,001,482   | 1,265,410  | 1,933   |
| 富山県         | 8,006,301     | 2,837,542   | 2,124,613   | 3,044,146   | 2,087,949          | 1,407,795   | 680,154    | -       |
| 石川県         | 25,307,580    | 10,345,376  | 7,583,284   | 7,378,920   | 5,957,280          | 4,286,577   | 1,670,260  | 443     |
| 福井県         | 11,702,699    | 5,902,659   | 4,380,447   | 1,419,593   | 607,369            | 423,292     | 181,008    | 3,069   |
| 山梨県         | 1,558,303     | 797,816     | 518,161     | 242,326     | 19,116             | 19,116      | -          | -       |
| 長野県         | 31,633,327    | 19,270,808  | 8,632,031   | 3,730,488   | 17,253,617         | 11,599,383  | 5,641,499  | 12,735  |
| 岐阜県         | 12,669,127    | 7,159,916   | 3,664,138   | 1,845,073   | 5,850,027          | 3,958,030   | 1,891,997  | -       |
| 静岡県         | 36,263,848    | 14,829,793  | 5,155,538   | 16,278,517  | 1,500,415          | 1,058,052   | 394,756    | 47,607  |
| 愛知県         | 7,503,047     | 2,352,123   | 805,623     | 4,345,301   | 199,620            | 134,527     | 65,093     | -       |
| 三重県         | 8,240,028     | 4,051,255   | 3,352,014   | 836,759     | 1,188,549          | 825,334     | 363,215    | -       |
| 滋賀県         | 1,623,939     | 496,664     | 740,495     | 386,780     | 195,671            | 131,436     | 64,235     | -       |
| 京都府         | 3,385,007     | 927,658     | 982,144     | 1,475,205   | 8,791              | 5,905       | 2,886      | -       |
| 大阪府         | 1,642,876     | 647,283     | 330,434     | 665,159     | 106,727            | 101,232     | 5,495      | -       |
| 兵庫県         | 4,586,188     | 1,497,106   | 1,394,182   | 1,694,900   | 3,659              | 2,458       | 1,201      | -       |
| 奈良県         | 3,108,073     | 1,360,483   | 500,991     | 1,246,599   | 84,218             | 30,695      | 14,739     | 38,784  |
| 和歌山県        | 17,767,259    | 8,350,255   | 5,967,392   | 3,449,612   | 3,809,117          | 2,954,920   | 851,435    | 2,762   |
| 鳥取県         | 8,912,615     | 2,752,938   | 3,518,159   | 2,641,518   | 242,092            | 162,617     | 79,475     | -       |
| 島根県         | 15,818,973    | 9,165,020   | 2,995,485   | 3,658,468   | 317,305            | 222,352     | 94,953     | -       |
| 岡山県         | 3,138,666     | 1,126,728   | 628,464     | 1,383,474   | 15,530             | 6,518       | 3,149      | 5,863   |
| 広島県         | 28,542,944    | 16,781,718  | 5,636,102   | 6,125,124   | 1,437,053          | 998,365     | 438,688    | -       |
| 山口県         | 16,456,075    | 7,643,934   | 2,878,562   | 5,933,579   | 1,800,856          | 1,210,756   | 32,143     | 557,957 |
| 徳島県         | 2,138,074     | 1,281,950   | 290,318     | 565,806     | 478,685            | 358,347     | 119,844    | 494     |
| 香川県         | 257,291       | 130,413     | 77,126      | 49,752      | -                  | -           | -          | -       |
| 愛媛県         | 6,698,073     | 2,909,204   | 1,313,900   | 2,474,969   | 42,022             | 31,136      | 10,886     | -       |
| 高知県         | 12,052,068    | 7,692,707   | 2,056,694   | 2,302,667   | 4,089,975          | 3,294,131   | 788,699    | 7,145   |
| 福岡県         | 36,454,658    | 11,410,545  | 13,658,647  | 11,385,466  | 518,224            | 419,404     | 85,185     | 13,635  |
| 佐賀県         | 9,785,307     | 4,219,624   | 2,398,183   | 3,167,500   | 573,428            | 448,580     | 118,549    | 6,299   |
| 長崎県         | 6,629,739     | 3,704,530   | 706,366     | 2,218,843   | 65,866             | 65,866      | -          | -       |
| 熊本県         | 84,021,526    | 58,620,098  | 16,296,985  | 9,104,443   | 31,215,513         | 24,702,819  | 6,422,002  | 90,692  |
| 大分県         | 23,459,825    | 12,905,434  | 5,138,497   | 5,415,894   | 2,757,331          | 2,054,128   | 703,203    | -       |
| 宮崎県         | 26,988,448    | 15,529,122  | 5,885,732   | 5,573,594   | 1,474,642          | 1,215,238   | 259,404    | -       |
| 鹿児島県        | 19,175,314    | 10,160,723  | 2,886,430   | 6,128,161   | 2,371,305          | 1,880,646   | 490,659    | -       |
| 沖縄県         | 1,782,554     | 578,797     | 539,218     | 664,539     | 85,399             | 17,823      | 8,307      | 59,269  |
| 合計          | 703,236,985   | 377,971,607 | 168,061,089 | 157,204,289 | 170,478,831        | 123,752,050 | 45,800,437 | 926,344 |

(単位：千円)

| (2) 投資主体別資金負担別投資実績 |             |             |         |             |             |           |             | 区 分  |
|--------------------|-------------|-------------|---------|-------------|-------------|-----------|-------------|------|
| 口 都道府県             |             |             |         | ハ 市町村       |             |           |             |      |
| 投資額                | 資金負担区分      |             |         | 投資額         | 資金負担区分      |           |             |      |
|                    | 国 費         | 都道府県費       | 市町村費    |             | 国 費         | 都道府県費     | 市町村費        |      |
| 5,836,284          | 3,687,502   | 2,148,782   | -       | 4,562,523   | 2,585,541   | 1,000     | 1,975,982   | 北海道  |
| 7,150,800          | 4,455,385   | 2,695,415   | -       | 5,134,156   | 2,421,631   | 27,517    | 2,685,008   | 青森県  |
| 9,388,931          | 6,659,105   | 2,729,826   | -       | 4,192,871   | 1,006,184   | 50,174    | 3,136,513   | 岩手県  |
| 10,803,254         | 6,565,194   | 4,228,082   | 9,978   | 11,071,668  | 4,478,651   | 349,247   | 6,243,770   | 宮城県  |
| 7,092,118          | 3,996,546   | 3,095,516   | 56      | 8,240,897   | 3,246,494   | 90,726    | 4,903,677   | 秋田県  |
| 5,906,822          | 3,685,225   | 2,221,263   | 334     | 4,563,282   | 2,637,367   | 68,971    | 1,856,944   | 山形県  |
| 12,503,921         | 7,953,293   | 4,550,628   | -       | 10,082,728  | 4,396,675   | 17,055    | 5,668,998   | 福島県  |
| 1,298,846          | 466,305     | 832,541     | -       | 4,988,089   | 1,466,851   | 62,788    | 3,458,450   | 茨城県  |
| 968,935            | 415,681     | 546,903     | 6,351   | 530,067     | 146,182     | 7,620     | 376,265     | 栃木県  |
| 1,058,679          | 161,448     | 897,231     | -       | 507,545     | 210,035     | -         | 297,510     | 群馬県  |
| 1,317,416          | 732,811     | 584,605     | -       | 749,889     | 237,482     | 62,634    | 449,773     | 埼玉県  |
| 697,987            | 282,149     | 351,031     | 64,807  | 3,073,706   | 174,911     | 22,172    | 2,876,623   | 千葉県  |
| 1,444,970          | 122,881     | 1,322,089   | -       | 652,806     | 37,236      | 165,346   | 450,224     | 東京都  |
| 545,580            | 123,885     | 421,695     | -       | 345,709     | 20,181      | 5,272     | 320,256     | 神奈川県 |
| 7,948,363          | 4,836,077   | 3,112,104   | 182     | 9,146,911   | 3,597,905   | 39,183    | 5,509,823   | 新潟県  |
| 2,250,235          | 872,818     | 1,377,417   | -       | 3,668,117   | 556,929     | 67,042    | 3,044,146   | 富山県  |
| 9,822,074          | 3,923,695   | 5,898,177   | 202     | 9,528,226   | 2,135,104   | 14,847    | 7,378,275   | 石川県  |
| 7,687,112          | 3,826,453   | 3,860,659   | -       | 3,408,218   | 1,652,914   | 338,780   | 1,416,524   | 福井県  |
| 1,239,932          | 721,771     | 518,161     | -       | 299,255     | 56,929      | -         | 242,326     | 山梨県  |
| 6,749,513          | 3,810,868   | 2,938,645   | -       | 7,630,197   | 3,860,557   | 51,887    | 3,717,753   | 長野県  |
| 3,998,060          | 2,225,919   | 1,772,141   | -       | 2,821,040   | 975,967     | -         | 1,845,073   | 岐阜県  |
| 12,593,094         | 7,850,277   | 4,742,627   | 190     | 22,170,339  | 5,921,464   | 18,155    | 16,230,720  | 静岡県  |
| 2,023,424          | 1,297,975   | 725,449     | -       | 5,280,003   | 919,621     | 15,081    | 4,345,301   | 愛知県  |
| 5,526,223          | 2,539,799   | 2,986,424   | -       | 1,525,256   | 686,122     | 2,375     | 836,759     | 三重県  |
| 891,103            | 214,843     | 676,260     | -       | 537,165     | 150,385     | -         | 386,780     | 滋賀県  |
| 1,444,041          | 464,206     | 969,625     | 10,210  | 1,932,175   | 457,547     | 9,633     | 1,464,995   | 京都府  |
| 651,961            | 327,589     | 324,372     | -       | 884,188     | 218,462     | 567       | 665,159     | 大阪府  |
| 2,553,997          | 896,751     | 1,389,545   | 267,701 | 2,028,532   | 597,897     | 3,436     | 1,427,199   | 兵庫県  |
| 1,296,812          | 824,093     | 472,719     | -       | 1,727,043   | 505,695     | 13,533    | 1,207,815   | 奈良県  |
| 7,862,773          | 2,773,823   | 5,087,448   | 1,502   | 6,095,369   | 2,621,512   | 28,509    | 3,445,348   | 和歌山県 |
| 5,115,408          | 1,794,955   | 3,320,453   | -       | 3,555,115   | 795,366     | 118,231   | 2,641,518   | 鳥取県  |
| 7,439,036          | 4,566,869   | 2,872,108   | 59      | 8,062,632   | 4,375,799   | 28,424    | 3,658,409   | 島根県  |
| 1,153,378          | 532,372     | 621,006     | -       | 1,969,758   | 587,838     | 4,309     | 1,377,611   | 岡山県  |
| 13,235,620         | 8,160,826   | 5,074,794   | -       | 13,870,271  | 7,622,527   | 122,620   | 6,125,124   | 広島県  |
| 6,515,065          | 3,655,963   | 2,846,419   | 12,683  | 8,140,154   | 2,777,215   | -         | 5,362,939   | 山口県  |
| 340,572            | 170,098     | 170,474     | -       | 1,318,817   | 753,505     | -         | 565,312     | 徳島県  |
| 198,616            | 121,490     | 77,126      | -       | 58,675      | 8,923       | -         | 49,752      | 香川県  |
| 3,000,625          | 1,715,083   | 1,285,542   | -       | 3,655,426   | 1,162,985   | 17,472    | 2,474,969   | 愛媛県  |
| 3,198,915          | 1,942,380   | 1,256,535   | -       | 4,763,178   | 2,456,196   | 11,460    | 2,295,522   | 高知県  |
| 18,736,474         | 5,711,508   | 12,913,479  | 111,487 | 17,199,960  | 5,279,633   | 659,983   | 11,260,344  | 福岡県  |
| 3,301,638          | 1,050,447   | 2,251,017   | 174     | 5,910,241   | 2,720,597   | 28,617    | 3,161,027   | 佐賀県  |
| 1,315,646          | 759,280     | 556,366     | -       | 5,248,227   | 2,879,384   | 150,000   | 2,218,843   | 長崎県  |
| 29,648,574         | 20,136,538  | 9,511,916   | 120     | 23,157,439  | 13,780,741  | 363,067   | 9,013,631   | 熊本県  |
| 9,964,474          | 5,622,254   | 4,342,220   | -       | 10,738,020  | 5,229,052   | 93,074    | 5,415,894   | 大分県  |
| 11,221,506         | 5,685,745   | 5,535,761   | -       | 14,292,300  | 8,628,139   | 90,567    | 5,573,594   | 宮崎県  |
| 5,260,923          | 2,880,655   | 2,380,268   | -       | 11,543,086  | 5,399,422   | 15,503    | 6,128,161   | 鹿児島県 |
| 802,933            | 309,518     | 493,415     | -       | 894,222     | 251,456     | 37,496    | 605,270     | 沖縄県  |
| 261,002,663        | 141,530,348 | 118,986,279 | 486,036 | 271,755,491 | 112,689,209 | 3,274,373 | 155,791,909 | 合 計  |

14. 官庁営繕

| 区分<br>都道府県名 | (1) 資金負担別投資実績 |             |            |             | (2) 投資主体別資金負担別投資実績 |             |       |      |
|-------------|---------------|-------------|------------|-------------|--------------------|-------------|-------|------|
|             | 総投資額          | 資金負担区分      |            |             | 投資額                | 資金負担区分      |       |      |
|             |               | 国費          | 都道府県費      | 市町村費        |                    | 国費          | 都道府県費 | 市町村費 |
| 北海道         | 42,266,132    | 7,927,176   | 5,022,807  | 29,316,149  | 6,825,115          | 6,825,115   | -     | -    |
| 青森県         | 7,209,499     | 981,101     | 356,985    | 5,871,413   | 442,650            | 442,650     | -     | -    |
| 岩手県         | 3,800,152     | 355,613     | 914,860    | 2,529,679   | 353,835            | 353,835     | -     | -    |
| 宮城県         | 12,886,120    | 3,795,595   | 72,741     | 9,017,784   | 3,742,995          | 3,742,995   | -     | -    |
| 秋田県         | 4,240,145     | 257,911     | 977,175    | 3,005,059   | 257,911            | 257,911     | -     | -    |
| 山形県         | 6,453,364     | 737,958     | 349,695    | 5,365,711   | 578,260            | 578,260     | -     | -    |
| 福島県         | 11,417,279    | 756,365     | 4,429,881  | 6,231,033   | 453,985            | 453,985     | -     | -    |
| 茨城県         | 11,334,493    | 5,423,533   | 85,409     | 5,825,551   | 5,423,533          | 5,423,533   | -     | -    |
| 栃木県         | 13,945,817    | 1,555,584   | 5,856,289  | 6,533,944   | 677,209            | 677,209     | -     | -    |
| 群馬県         | 9,329,566     | 573,527     | 2,089,138  | 6,666,901   | 570,075            | 570,075     | -     | -    |
| 埼玉県         | 29,545,594    | 2,848,049   | 6,970      | 26,690,575  | 2,840,190          | 2,840,190   | -     | -    |
| 千葉県         | 18,047,172    | 3,295,226   | 4,494,262  | 10,257,684  | 3,239,940          | 3,239,940   | -     | -    |
| 東京都         | 119,378,770   | 58,672,303  | 11,191,818 | 49,514,649  | 58,086,447         | 58,086,447  | -     | -    |
| 神奈川県        | 40,630,713    | 5,314,476   | 1,535,189  | 33,781,048  | 4,916,856          | 4,916,856   | -     | -    |
| 新潟県         | 14,402,617    | 6,021,593   | 480,762    | 7,900,262   | 5,762,378          | 5,762,378   | -     | -    |
| 富山県         | 4,068,919     | 518,657     | 366,317    | 3,183,945   | 442,651            | 442,651     | -     | -    |
| 石川県         | 2,427,849     | 361,622     | 1,190,800  | 875,427     | 361,622            | 361,622     | -     | -    |
| 福井県         | 2,957,590     | 941,950     | 870,500    | 1,145,140   | 928,420            | 928,420     | -     | -    |
| 山梨県         | 5,967,697     | 152,830     | 3,572,395  | 2,242,472   | 142,188            | 142,188     | -     | -    |
| 長野県         | 8,376,322     | 1,814,622   | 2,852,565  | 3,709,135   | 1,613,289          | 1,613,289   | -     | -    |
| 岐阜県         | 4,880,896     | 556,113     | 1,246,954  | 3,077,829   | 552,764            | 552,764     | -     | -    |
| 静岡県         | 11,510,350    | 2,016,502   | 1,058,546  | 8,435,302   | 1,874,610          | 1,874,610   | -     | -    |
| 愛知県         | 26,832,837    | 3,836,561   | 6,761,719  | 16,234,557  | 3,440,183          | 3,440,183   | -     | -    |
| 三重県         | 5,524,902     | 1,282,474   | 56,878     | 4,185,550   | 1,230,579          | 1,230,579   | -     | -    |
| 滋賀県         | 5,261,601     | 209,033     | 422,178    | 4,630,390   | 116,124            | 116,124     | -     | -    |
| 京都府         | 14,267,232    | 1,935,369   | 1,173,485  | 11,158,378  | 1,887,933          | 1,887,933   | -     | -    |
| 大阪府         | 23,483,222    | 9,291,699   | 1,769,678  | 12,421,845  | 9,291,699          | 9,291,699   | -     | -    |
| 兵庫県         | 12,258,770    | 1,707,943   | 483,993    | 10,066,834  | 1,484,955          | 1,484,955   | -     | -    |
| 奈良県         | 4,588,709     | 188,579     | 615,506    | 3,784,624   | 188,579            | 188,579     | -     | -    |
| 和歌山県        | 14,681,338    | 246,215     | 890,252    | 13,544,871  | 189,370            | 189,370     | -     | -    |
| 鳥取県         | 2,669,452     | 619,816     | 1,351,620  | 698,016     | 493,192            | 493,192     | -     | -    |
| 島根県         | 13,648,501    | 5,917,225   | 2,053,772  | 5,677,504   | 5,917,155          | 5,917,155   | -     | -    |
| 岡山県         | 15,132,732    | 1,542,743   | 1,164,110  | 12,425,879  | 1,268,238          | 1,268,238   | -     | -    |
| 広島県         | 7,704,624     | 2,011,828   | 721,016    | 4,971,780   | 1,992,124          | 1,992,124   | -     | -    |
| 山口県         | 15,468,570    | 1,551,396   | 324,783    | 13,592,391  | 1,504,079          | 1,504,079   | -     | -    |
| 徳島県         | 9,385,247     | 1,707,227   | 317,100    | 7,360,920   | 1,688,341          | 1,688,341   | -     | -    |
| 香川県         | 5,059,021     | 2,007,837   | 729,510    | 2,321,674   | 1,806,935          | 1,806,935   | -     | -    |
| 愛媛県         | 5,993,017     | 1,452,467   | 2,596,799  | 1,943,751   | 1,326,394          | 1,326,394   | -     | -    |
| 高知県         | 4,158,650     | 779,829     | 109,016    | 3,269,805   | 733,885            | 733,885     | -     | -    |
| 福岡県         | 21,229,351    | 3,599,684   | 2,392,285  | 15,237,382  | 3,275,722          | 3,275,722   | -     | -    |
| 佐賀県         | 3,073,827     | 607,690     | 88         | 2,466,049   | 522,465            | 522,465     | -     | -    |
| 長崎県         | 6,714,640     | 899,447     | 660,811    | 5,154,382   | 546,609            | 546,609     | -     | -    |
| 熊本県         | 7,462,324     | 1,785,364   | 1,486,964  | 4,189,996   | 1,759,111          | 1,759,111   | -     | -    |
| 大分県         | 7,307,211     | 890,694     | 74,511     | 6,342,006   | 239,379            | 239,379     | -     | -    |
| 宮崎県         | 3,369,217     | 290,729     | 1,322,900  | 1,755,588   | 246,962            | 246,962     | -     | -    |
| 鹿児島県        | 12,510,027    | 3,182,102   | 172,598    | 9,155,327   | 2,865,124          | 2,865,124   | -     | -    |
| 沖縄県         | 9,083,781     | 5,022,772   | 778,911    | 3,282,098   | 4,972,772          | 4,972,772   | -     | -    |
| 合計          | 641,945,859   | 157,445,029 | 77,452,541 | 407,048,289 | 149,074,832        | 149,074,832 | -     | -    |

(単位：千円)

| (2) 投資主体別資金負担別投資実績 |           |            |       |             |           |           |             |       | 区 分 |
|--------------------|-----------|------------|-------|-------------|-----------|-----------|-------------|-------|-----|
| 口 都道府県             |           |            |       | ハ 市町村       |           |           |             | 都道府県名 |     |
| 投資額                | 資金負担区分    |            |       | 投資額         | 資金負担区分    |           |             |       |     |
|                    | 国 費       | 都道府県費      | 市町村費  |             | 国 費       | 都道府県費     | 市町村費        |       |     |
| 5,395,610          | 515,837   | 4,879,773  | -     | 30,045,407  | 586,224   | 143,034   | 29,316,149  | 北海道   |     |
| 321,006            | -         | 314,769    | 6,237 | 6,445,843   | 538,451   | 42,216    | 5,865,176   | 青森県   |     |
| 914,986            | 126       | 914,860    | -     | 2,531,331   | 1,652     | -         | 2,529,679   | 岩手県   |     |
| 63,498             | -         | 63,498     | -     | 9,079,627   | 52,600    | 9,243     | 9,017,784   | 宮城県   |     |
| 975,175            | -         | 975,175    | -     | 3,007,059   | -         | 2,000     | 3,005,059   | 秋田県   |     |
| 340,839            | -         | 340,839    | -     | 5,534,265   | 159,698   | 8,856     | 5,365,711   | 山形県   |     |
| 4,483,196          | 54,411    | 4,428,785  | -     | 6,480,098   | 247,969   | 1,096     | 6,231,033   | 福島県   |     |
| 85,092             | -         | 85,092     | -     | 5,825,868   | -         | 317       | 5,825,551   | 茨城県   |     |
| 5,856,289          | -         | 5,856,289  | -     | 7,412,319   | 878,375   | -         | 6,533,944   | 栃木県   |     |
| 2,089,138          | -         | 2,089,138  | -     | 6,670,353   | 3,452     | -         | 6,666,901   | 群馬県   |     |
| -                  | -         | -          | -     | 26,705,404  | 7,859     | 6,970     | 26,690,575  | 埼玉県   |     |
| 4,494,296          | 4,530     | 4,489,766  | -     | 10,312,936  | 50,756    | 4,496     | 10,257,684  | 千葉県   |     |
| 9,191,404          | 229,638   | 8,961,766  | -     | 52,100,919  | 356,218   | 2,230,052 | 49,514,649  | 東京都   |     |
| 1,451,880          | 44,455    | 1,407,425  | -     | 34,261,977  | 353,165   | 127,764   | 33,781,048  | 神奈川県  |     |
| 458,222            | -         | 458,222    | -     | 8,182,017   | 259,215   | 22,540    | 7,900,262   | 新潟県   |     |
| 361,800            | -         | 361,800    | -     | 3,264,468   | 76,006    | 4,517     | 3,183,945   | 富山県   |     |
| 1,190,800          | -         | 1,190,800  | -     | 875,427     | -         | -         | 875,427     | 石川県   |     |
| 883,838            | 13,530    | 870,308    | -     | 1,145,332   | -         | 192       | 1,145,140   | 福井県   |     |
| 3,572,395          | -         | 3,572,395  | -     | 2,253,114   | 10,642    | -         | 2,242,472   | 山梨県   |     |
| 2,888,123          | 44,139    | 2,843,984  | -     | 3,874,910   | 157,194   | 8,581     | 3,709,135   | 長野県   |     |
| 1,246,428          | 3,349     | 1,243,079  | -     | 3,081,704   | -         | 3,875     | 3,077,829   | 岐阜県   |     |
| 1,042,699          | 2,185     | 1,040,514  | -     | 8,593,041   | 139,707   | 18,032    | 8,435,302   | 静岡県   |     |
| 6,954,902          | 198,227   | 6,756,675  | -     | 16,437,752  | 198,151   | 5,044     | 16,234,557  | 愛知県   |     |
| 55,355             | -         | 55,355     | -     | 4,238,968   | 51,895    | 1,523     | 4,185,550   | 三重県   |     |
| 417,178            | -         | 417,178    | -     | 4,728,299   | 92,909    | 5,000     | 4,630,390   | 滋賀県   |     |
| 1,168,476          | 11,081    | 1,157,395  | -     | 11,210,823  | 36,355    | 16,090    | 11,158,378  | 京都府   |     |
| 1,760,179          | -         | 1,760,179  | -     | 12,431,344  | -         | 9,499     | 12,421,845  | 大阪府   |     |
| 482,618            | -         | 482,618    | -     | 10,291,197  | 222,988   | 1,375     | 10,066,834  | 兵庫県   |     |
| 615,506            | -         | 615,506    | -     | 3,784,624   | -         | -         | 3,784,624   | 奈良県   |     |
| 269,703            | -         | 269,703    | -     | 14,222,265  | 56,845    | 620,549   | 13,544,871  | 和歌山県  |     |
| 1,347,934          | -         | 1,347,934  | -     | 828,326     | 126,624   | 3,686     | 698,016     | 鳥取県   |     |
| 2,048,310          | -         | 2,048,310  | -     | 5,683,036   | 70        | 5,462     | 5,677,504   | 島根県   |     |
| 1,147,638          | -         | 1,147,638  | -     | 12,716,856  | 274,505   | 16,472    | 12,425,879  | 岡山県   |     |
| 634,721            | -         | 634,721    | -     | 5,077,779   | 19,704    | 86,295    | 4,971,780   | 広島県   |     |
| 324,783            | -         | 324,783    | -     | 13,639,708  | 47,317    | -         | 13,592,391  | 山口県   |     |
| 317,100            | -         | 317,100    | -     | 7,379,806   | 18,886    | -         | 7,360,920   | 徳島県   |     |
| 729,510            | -         | 729,510    | -     | 2,522,576   | 200,902   | -         | 2,321,674   | 香川県   |     |
| 2,637,392          | 40,593    | 2,596,799  | -     | 2,029,231   | 85,480    | -         | 1,943,751   | 愛媛県   |     |
| 154,960            | 45,944    | 109,016    | -     | 3,269,805   | -         | -         | 3,269,805   | 高知県   |     |
| 2,397,931          | 5,646     | 2,392,285  | -     | 15,555,698  | 318,316   | -         | 15,237,382  | 福岡県   |     |
| -                  | -         | -          | -     | 2,551,362   | 85,225    | 88        | 2,466,049   | 佐賀県   |     |
| 660,811            | -         | 660,811    | -     | 5,507,220   | 352,838   | -         | 5,154,382   | 長崎県   |     |
| 1,466,805          | -         | 1,466,805  | -     | 4,236,408   | 26,253    | 20,159    | 4,189,996   | 熊本県   |     |
| 74,511             | -         | 74,511     | -     | 6,993,321   | 651,315   | -         | 6,342,006   | 大分県   |     |
| 1,322,900          | -         | 1,322,900  | -     | 1,799,355   | 43,767    | -         | 1,755,588   | 宮崎県   |     |
| 161,587            | -         | 161,587    | -     | 9,483,316   | 316,978   | 11,011    | 9,155,327   | 鹿児島県  |     |
| 590,472            | -         | 590,472    | -     | 3,520,537   | 50,000    | 188,439   | 3,282,098   | 沖縄県   |     |
| 75,047,996         | 1,213,691 | 73,828,068 | 6,237 | 417,823,031 | 7,156,506 | 3,624,473 | 407,042,052 | 合 計   |     |

15. 空港

| 区分<br>都道府県名 | (1) 資金負担別投資実績 |             |            |           | (2) 投資主体別資金負担別投資実績 |             |           |      |
|-------------|---------------|-------------|------------|-----------|--------------------|-------------|-----------|------|
|             | 総投資額          | 資金負担区分      |            |           | 投資額                | 資金負担区分      |           |      |
|             |               | 国費          | 都道府県費      | 市町村費      |                    | 国費          | 都道府県費     | 市町村費 |
| 北海道         | 15,491,896    | 12,381,126  | 2,510,367  | 600,403   | 12,413,504         | 11,680,617  | 732,887   | -    |
| 青森県         | 1,815,593     | 608,444     | 1,207,149  | -         | 501,987            | 501,987     | -         | -    |
| 岩手県         | 1,665,000     | 706,726     | 958,274    | -         | 378,788            | 378,788     | -         | -    |
| 宮城県         | 1,446,434     | 1,379,076   | -          | 67,358    | 1,379,076          | 1,379,076   | -         | -    |
| 秋田県         | 2,162,873     | 880,523     | 1,282,350  | -         | 666,480            | 666,480     | -         | -    |
| 山形県         | 1,529,749     | 674,942     | 854,807    | -         | 472,504            | 472,504     | -         | -    |
| 福島県         | 1,736,273     | 375,562     | 1,360,711  | -         | 223,471            | 223,471     | -         | -    |
| 茨城県         | 3,208,670     | 3,198,559   | 10,111     | -         | 3,202,840          | 3,198,559   | 4,281     | -    |
| 栃木県         | -             | -           | -          | -         | -                  | -           | -         | -    |
| 群馬県         | -             | -           | -          | -         | -                  | -           | -         | -    |
| 埼玉県         | 3,333,002     | 3,333,002   | -          | -         | 3,333,002          | 3,333,002   | -         | -    |
| 千葉県         | 3,506,087     | 3,506,087   | -          | -         | 3,506,087          | 3,506,087   | -         | -    |
| 東京都         | 55,755,596    | 54,507,005  | 1,234,132  | 14,459    | 54,371,440         | 54,371,440  | -         | -    |
| 神奈川県        | 76,944        | 76,944      | -          | -         | 76,944             | 76,944      | -         | -    |
| 新潟県         | 1,372,659     | 831,592     | 541,067    | -         | 950,079            | 831,592     | 118,487   | -    |
| 富山県         | 573,875       | 279,560     | 294,315    | -         | 152,105            | 152,105     | -         | -    |
| 石川県         | 997,916       | 643,671     | 347,095    | 7,150     | 653,636            | 627,786     | 25,850    | -    |
| 福井県         | 14,504        | 14,504      | -          | -         | 14,504             | 14,504      | -         | -    |
| 山梨県         | -             | -           | -          | -         | -                  | -           | -         | -    |
| 長野県         | 222,462       | 97,868      | 124,594    | -         | 12,297             | 12,297      | -         | -    |
| 岐阜県         | -             | -           | -          | -         | -                  | -           | -         | -    |
| 静岡県         | 1,105,655     | 418,194     | 687,461    | -         | 73,194             | 73,194      | -         | -    |
| 愛知県         | 1,110,559     | 845,227     | 265,332    | -         | 821,119            | 821,119     | -         | -    |
| 三重県         | -             | -           | -          | -         | -                  | -           | -         | -    |
| 滋賀県         | -             | -           | -          | -         | -                  | -           | -         | -    |
| 京都府         | -             | -           | -          | -         | -                  | -           | -         | -    |
| 大阪府         | 17,859,018    | 17,765,002  | 94,016     | -         | 17,859,018         | 17,765,002  | 94,016    | -    |
| 兵庫県         | 3,246,871     | 756,433     | 495,593    | 1,994,845 | 756,433            | 756,433     | -         | -    |
| 奈良県         | -             | -           | -          | -         | -                  | -           | -         | -    |
| 和歌山県        | 876,607       | 533,188     | 343,419    | -         | 285,843            | 285,843     | -         | -    |
| 鳥取県         | 925,460       | 608,522     | 316,938    | -         | 627,441            | 525,224     | 102,217   | -    |
| 島根県         | 3,028,500     | 1,343,455   | 1,685,045  | -         | 745,080            | 745,080     | -         | -    |
| 岡山県         | 396,721       | 217,267     | 179,454    | -         | 164,767            | 164,767     | -         | -    |
| 広島県         | 2,030,843     | 1,737,566   | 292,107    | 1,170     | 1,847,375          | 1,669,891   | 177,484   | -    |
| 山口県         | 390,815       | 146,635     | 244,180    | -         | 146,635            | 146,635     | -         | -    |
| 徳島県         | 183,073       | 134,745     | 48,328     | -         | 183,073            | 134,745     | 48,328    | -    |
| 香川県         | 429,085       | 298,299     | 130,786    | -         | 429,085            | 298,299     | 130,786   | -    |
| 愛媛県         | 1,287,545     | 1,180,588   | 106,957    | -         | 1,287,545          | 1,180,588   | 106,957   | -    |
| 高知県         | 2,964,965     | 2,921,797   | 43,168     | -         | 2,964,965          | 2,921,797   | 43,168    | -    |
| 福岡県         | 36,858,359    | 32,705,482  | 4,116,900  | 35,977    | 36,805,188         | 32,705,482  | 4,099,706 | -    |
| 佐賀県         | 497,717       | 132,886     | 364,831    | -         | 88,465             | 88,465      | -         | -    |
| 長崎県         | 5,464,687     | 4,456,707   | 1,007,828  | 152       | 5,138,964          | 4,392,232   | 746,732   | -    |
| 熊本県         | 2,714,987     | 2,463,151   | 251,836    | -         | 2,528,253          | 2,407,436   | 120,817   | -    |
| 大分県         | 2,122,878     | 1,864,997   | 257,881    | -         | 2,122,878          | 1,864,997   | 257,881   | -    |
| 宮崎県         | 3,239,349     | 2,961,245   | 278,104    | -         | 3,219,348          | 2,961,245   | 258,103   | -    |
| 鹿児島県        | 3,117,533     | 2,381,994   | 733,091    | 2,448     | 2,094,082          | 1,918,038   | 176,044   | -    |
| 沖縄県         | 12,397,288    | 11,399,707  | 910,866    | 86,715    | 10,005,617         | 9,825,038   | 180,579   | -    |
| 合計          | 197,158,048   | 170,768,278 | 23,579,093 | 2,810,677 | 172,503,112        | 165,078,789 | 7,424,323 | -    |

(単位：千円)

| (2) 投資主体別資金負担別投資実績 |           |            |       |           |         |        |           | 区 分  |
|--------------------|-----------|------------|-------|-----------|---------|--------|-----------|------|
| 口 都道府県             |           |            |       | ハ 市町村     |         |        |           |      |
| 投資額                | 資金負担区分    |            |       | 投資額       | 資金負担区分  |        |           |      |
|                    | 国 費       | 都道府県費      | 市町村費  |           | 国 費     | 都道府県費  | 市町村費      |      |
| 2,117,689          | 388,254   | 1,729,435  | -     | 960,703   | 312,255 | 48,045 | 600,403   | 北海道  |
| 1,313,606          | 106,457   | 1,207,149  | -     | -         | -       | -      | -         | 青森県  |
| 1,286,212          | 327,938   | 958,274    | -     | -         | -       | -      | -         | 岩手県  |
| -                  | -         | -          | -     | 67,358    | -       | -      | 67,358    | 宮城県  |
| 1,496,393          | 214,043   | 1,282,350  | -     | -         | -       | -      | -         | 秋田県  |
| 1,057,245          | 202,438   | 854,807    | -     | -         | -       | -      | -         | 山形県  |
| 1,512,802          | 152,091   | 1,360,711  | -     | -         | -       | -      | -         | 福島県  |
| 5,830              | -         | 5,830      | -     | -         | -       | -      | -         | 茨城県  |
| -                  | -         | -          | -     | -         | -       | -      | -         | 栃木県  |
| -                  | -         | -          | -     | -         | -       | -      | -         | 群馬県  |
| -                  | -         | -          | -     | -         | -       | -      | -         | 埼玉県  |
| -                  | -         | -          | -     | -         | -       | -      | -         | 千葉県  |
| 1,369,697          | 135,565   | 1,234,132  | -     | 14,459    | -       | -      | 14,459    | 東京都  |
| -                  | -         | -          | -     | -         | -       | -      | -         | 神奈川県 |
| 422,580            | -         | 422,580    | -     | -         | -       | -      | -         | 新潟県  |
| 421,770            | 127,455   | 294,315    | -     | -         | -       | -      | -         | 富山県  |
| 337,130            | 15,885    | 321,245    | -     | 7,150     | -       | -      | 7,150     | 石川県  |
| -                  | -         | -          | -     | -         | -       | -      | -         | 福井県  |
| -                  | -         | -          | -     | -         | -       | -      | -         | 山梨県  |
| 210,165            | 85,571    | 124,594    | -     | -         | -       | -      | -         | 長野県  |
| -                  | -         | -          | -     | -         | -       | -      | -         | 岐阜県  |
| 1,032,461          | 345,000   | 687,461    | -     | -         | -       | -      | -         | 静岡県  |
| 289,440            | 24,108    | 265,332    | -     | -         | -       | -      | -         | 愛知県  |
| -                  | -         | -          | -     | -         | -       | -      | -         | 三重県  |
| -                  | -         | -          | -     | -         | -       | -      | -         | 滋賀県  |
| -                  | -         | -          | -     | -         | -       | -      | -         | 京都府  |
| -                  | -         | -          | -     | -         | -       | -      | -         | 大阪府  |
| 495,593            | -         | 495,593    | -     | 1,994,845 | -       | -      | 1,994,845 | 兵庫県  |
| -                  | -         | -          | -     | -         | -       | -      | -         | 奈良県  |
| 590,764            | 247,345   | 343,419    | -     | -         | -       | -      | -         | 和歌山県 |
| 298,019            | 83,298    | 214,721    | -     | -         | -       | -      | -         | 鳥取県  |
| 2,283,420          | 598,375   | 1,685,045  | -     | -         | -       | -      | -         | 島根県  |
| 231,954            | 52,500    | 179,454    | -     | -         | -       | -      | -         | 岡山県  |
| 183,468            | 67,675    | 114,623    | 1,170 | -         | -       | -      | -         | 広島県  |
| 244,180            | -         | 244,180    | -     | -         | -       | -      | -         | 山口県  |
| -                  | -         | -          | -     | -         | -       | -      | -         | 徳島県  |
| -                  | -         | -          | -     | -         | -       | -      | -         | 香川県  |
| -                  | -         | -          | -     | -         | -       | -      | -         | 愛媛県  |
| -                  | -         | -          | -     | -         | -       | -      | -         | 高知県  |
| -                  | -         | -          | -     | 53,171    | -       | 17,194 | 35,977    | 福岡県  |
| 409,252            | 44,421    | 364,831    | -     | -         | -       | -      | -         | 佐賀県  |
| 325,571            | 64,475    | 261,096    | -     | 152       | -       | -      | 152       | 長崎県  |
| 186,734            | 55,715    | 131,019    | -     | -         | -       | -      | -         | 熊本県  |
| -                  | -         | -          | -     | -         | -       | -      | -         | 大分県  |
| 20,001             | -         | 20,001     | -     | -         | -       | -      | -         | 宮崎県  |
| 1,020,984          | 463,956   | 557,028    | -     | 2,467     | -       | 19     | 2,448     | 鹿児島県 |
| 2,298,975          | 1,574,669 | 724,306    | -     | 92,696    | -       | 5,981  | 86,715    | 沖縄県  |
| 21,461,935         | 5,377,234 | 16,083,531 | 1,170 | 3,193,001 | 312,255 | 71,239 | 2,809,507 | 合 計  |

16. 鉄道

| 区分<br>都道府県名 | (1) 資金負担別投資実績 |             |         |         | (2) 投資主体別資金負担別投資実績 |             |         |         |
|-------------|---------------|-------------|---------|---------|--------------------|-------------|---------|---------|
|             | 総投資額          | 資金負担区分      |         |         | 投資額                | 資金負担区分      |         |         |
|             |               | 国費          | 都道府県費   | 市町村費    |                    | 国費          | 都道府県費   | 市町村費    |
| 北海道         | 132,013,653   | 132,013,653 | -       | -       | 132,013,653        | 132,013,653 | -       | -       |
| 青森県         | 729,065       | 729,065     | -       | -       | 729,065            | 729,065     | -       | -       |
| 岩手県         | 25,019        | 25,019      | -       | -       | 25,019             | 25,019      | -       | -       |
| 宮城県         | 8,164         | 8,164       | -       | -       | 8,164              | 8,164       | -       | -       |
| 秋田県         | -             | -           | -       | -       | -                  | -           | -       | -       |
| 山形県         | -             | -           | -       | -       | -                  | -           | -       | -       |
| 福島県         | -             | -           | -       | -       | -                  | -           | -       | -       |
| 茨城県         | 16,267        | 12,267      | -       | 4,000   | 16,267             | 12,267      | -       | 4,000   |
| 栃木県         | -             | -           | -       | -       | -                  | -           | -       | -       |
| 群馬県         | 15,501        | 9,301       | -       | 6,200   | 15,501             | 9,301       | -       | 6,200   |
| 埼玉県         | 94,613        | 94,613      | -       | -       | 94,613             | 94,613      | -       | -       |
| 千葉県         | 69,297        | 45,515      | 7,733   | 16,049  | 69,297             | 45,515      | 7,733   | 16,049  |
| 東京都         | 808,312       | 519,012     | 289,300 | -       | 808,312            | 519,012     | 289,300 | -       |
| 神奈川県        | 4,854,299     | 4,854,299   | -       | -       | 4,854,299          | 4,854,299   | -       | -       |
| 新潟県         | -             | -           | -       | -       | -                  | -           | -       | -       |
| 富山県         | 191,748       | 96,997      | 42,250  | 52,501  | 191,748            | 96,997      | 42,250  | 52,501  |
| 石川県         | 17,843,732    | 17,843,732  | -       | -       | 17,843,732         | 17,843,732  | -       | -       |
| 福井県         | 40,067,864    | 40,067,864  | -       | -       | 40,067,864         | 40,067,864  | -       | -       |
| 山梨県         | -             | -           | -       | -       | -                  | -           | -       | -       |
| 長野県         | -             | -           | -       | -       | -                  | -           | -       | -       |
| 岐阜県         | 20,330        | 12,198      | -       | 8,132   | 20,330             | 12,198      | -       | 8,132   |
| 静岡県         | 164,332       | 82,167      | 37,999  | 44,166  | 164,332            | 82,167      | 37,999  | 44,166  |
| 愛知県         | 358,197       | 331,997     | -       | 26,200  | 358,197            | 331,997     | -       | 26,200  |
| 三重県         | 465,825       | 460,569     | 2,628   | 2,628   | 465,825            | 460,569     | 2,628   | 2,628   |
| 滋賀県         | -             | -           | -       | -       | -                  | -           | -       | -       |
| 京都府         | 516,088       | 516,088     | -       | -       | 516,088            | 516,088     | -       | -       |
| 大阪府         | 1,195,590     | 1,160,258   | 17,666  | 17,666  | 1,195,590          | 1,160,258   | 17,666  | 17,666  |
| 兵庫県         | 167,393       | 166,063     | 665     | 665     | 167,393            | 166,063     | 665     | 665     |
| 奈良県         | 178,985       | 178,985     | -       | -       | 178,985            | 178,985     | -       | -       |
| 和歌山県        | 67,824        | 67,824      | -       | -       | 67,824             | 67,824      | -       | -       |
| 鳥取県         | 7,767         | 7,767       | -       | -       | 7,767              | 7,767       | -       | -       |
| 島根県         | -             | -           | -       | -       | -                  | -           | -       | -       |
| 岡山県         | 191,418       | 62,344      | 70,990  | 58,084  | 191,418            | 62,344      | 70,990  | 58,084  |
| 広島県         | 47,663        | 27,190      | 11,261  | 9,212   | 47,663             | 27,190      | 11,261  | 9,212   |
| 山口県         | -             | -           | -       | -       | -                  | -           | -       | -       |
| 徳島県         | 345           | 345         | -       | -       | 345                | 345         | -       | -       |
| 香川県         | 275,713       | 211,095     | 32,309  | 32,309  | 275,713            | 211,095     | 32,309  | 32,309  |
| 愛媛県         | 8,580         | 8,580       | -       | -       | 8,580              | 8,580       | -       | -       |
| 高知県         | 17,970        | 5,990       | 5,990   | 5,990   | 17,970             | 5,990       | 5,990   | 5,990   |
| 福岡県         | 737,745       | 435,910     | 145,362 | 156,473 | 737,745            | 435,910     | 145,362 | 156,473 |
| 佐賀県         | 902,303       | 902,303     | -       | -       | 902,303            | 902,303     | -       | -       |
| 長崎県         | 4,387,397     | 4,387,397   | -       | -       | 4,387,397          | 4,387,397   | -       | -       |
| 熊本県         | -             | -           | -       | -       | -                  | -           | -       | -       |
| 大分県         | 15,400        | 15,400      | -       | -       | 15,400             | 15,400      | -       | -       |
| 宮崎県         | -             | -           | -       | -       | -                  | -           | -       | -       |
| 鹿児島県        | 33,931        | 33,931      | -       | -       | 33,931             | 33,931      | -       | -       |
| 沖縄県         | -             | -           | -       | -       | -                  | -           | -       | -       |
| 合計          | 206,498,330   | 205,393,902 | 664,153 | 440,275 | 206,498,330        | 205,393,902 | 664,153 | 440,275 |

(単位：千円)

| (2) 投資主体別資金負担別投資実績 |        |       |      |       |        |       | 区 分   |
|--------------------|--------|-------|------|-------|--------|-------|-------|
| 口 都道府県             |        |       |      | ハ 市町村 |        |       |       |
| 投資額                | 資金負担区分 |       |      | 投資額   | 資金負担区分 |       |       |
|                    | 国 費    | 都道府県費 | 市町村費 |       | 国 費    | 都道府県費 | 市町村費  |
|                    |        |       |      |       |        |       | 都道府県名 |
| -                  | -      | -     | -    | -     | -      | -     | 北海道   |
| -                  | -      | -     | -    | -     | -      | -     | 青森県   |
| -                  | -      | -     | -    | -     | -      | -     | 岩手県   |
| -                  | -      | -     | -    | -     | -      | -     | 宮城県   |
| -                  | -      | -     | -    | -     | -      | -     | 秋田県   |
| -                  | -      | -     | -    | -     | -      | -     | 山形県   |
| -                  | -      | -     | -    | -     | -      | -     | 福島県   |
| -                  | -      | -     | -    | -     | -      | -     | 茨城県   |
| -                  | -      | -     | -    | -     | -      | -     | 栃木県   |
| -                  | -      | -     | -    | -     | -      | -     | 群馬県   |
| -                  | -      | -     | -    | -     | -      | -     | 埼玉県   |
| -                  | -      | -     | -    | -     | -      | -     | 千葉県   |
| -                  | -      | -     | -    | -     | -      | -     | 東京都   |
| -                  | -      | -     | -    | -     | -      | -     | 神奈川県  |
| -                  | -      | -     | -    | -     | -      | -     | 新潟県   |
| -                  | -      | -     | -    | -     | -      | -     | 富山県   |
| -                  | -      | -     | -    | -     | -      | -     | 石川県   |
| -                  | -      | -     | -    | -     | -      | -     | 福井県   |
| -                  | -      | -     | -    | -     | -      | -     | 山梨県   |
| -                  | -      | -     | -    | -     | -      | -     | 長野県   |
| -                  | -      | -     | -    | -     | -      | -     | 岐阜県   |
| -                  | -      | -     | -    | -     | -      | -     | 静岡県   |
| -                  | -      | -     | -    | -     | -      | -     | 愛知県   |
| -                  | -      | -     | -    | -     | -      | -     | 三重県   |
| -                  | -      | -     | -    | -     | -      | -     | 滋賀県   |
| -                  | -      | -     | -    | -     | -      | -     | 京都府   |
| -                  | -      | -     | -    | -     | -      | -     | 大阪府   |
| -                  | -      | -     | -    | -     | -      | -     | 兵庫県   |
| -                  | -      | -     | -    | -     | -      | -     | 奈良県   |
| -                  | -      | -     | -    | -     | -      | -     | 和歌山県  |
| -                  | -      | -     | -    | -     | -      | -     | 鳥取県   |
| -                  | -      | -     | -    | -     | -      | -     | 島根県   |
| -                  | -      | -     | -    | -     | -      | -     | 岡山県   |
| -                  | -      | -     | -    | -     | -      | -     | 広島県   |
| -                  | -      | -     | -    | -     | -      | -     | 山口県   |
| -                  | -      | -     | -    | -     | -      | -     | 徳島県   |
| -                  | -      | -     | -    | -     | -      | -     | 香川県   |
| -                  | -      | -     | -    | -     | -      | -     | 愛媛県   |
| -                  | -      | -     | -    | -     | -      | -     | 高知県   |
| -                  | -      | -     | -    | -     | -      | -     | 福岡県   |
| -                  | -      | -     | -    | -     | -      | -     | 佐賀県   |
| -                  | -      | -     | -    | -     | -      | -     | 長崎県   |
| -                  | -      | -     | -    | -     | -      | -     | 熊本県   |
| -                  | -      | -     | -    | -     | -      | -     | 大分県   |
| -                  | -      | -     | -    | -     | -      | -     | 宮崎県   |
| -                  | -      | -     | -    | -     | -      | -     | 鹿児島県  |
| -                  | -      | -     | -    | -     | -      | -     | 沖縄県   |
| -                  | -      | -     | -    | -     | -      | -     | 合 計   |

17. その他

| 区分<br>都道府県名 | (1) 資金負担別投資実績 |             |             |             | (2) 投資主体別資金負担別投資実績 |             |           |        |
|-------------|---------------|-------------|-------------|-------------|--------------------|-------------|-----------|--------|
|             | 総投資額          | 資金負担区分      |             |             | 投資額                | イ 国         |           |        |
|             |               | 国費          | 都道府県費       | 市町村費        |                    | 国費          | 都道府県費     | 市町村費   |
| 北海道         | 90,613,218    | 20,889,242  | 12,959,528  | 56,764,448  | 12,291,705         | 11,552,705  | 739,000   | -      |
| 青森県         | 28,163,090    | 4,339,431   | 11,132,156  | 12,691,503  | 2,930,704          | 2,393,150   | 537,554   | -      |
| 岩手県         | 22,676,305    | 3,509,438   | 6,210,382   | 12,956,485  | 784,993            | 784,993     | -         | -      |
| 宮城県         | 35,793,364    | 3,768,768   | 14,520,919  | 17,503,677  | 1,303,390          | 1,303,390   | -         | -      |
| 秋田県         | 20,016,603    | 2,100,400   | 7,329,681   | 10,586,522  | 463,114            | 436,010     | 27,104    | -      |
| 山形県         | 23,275,056    | 4,323,309   | 5,202,962   | 13,748,785  | 1,290,722          | 1,065,855   | 224,867   | -      |
| 福島県         | 186,443,852   | 147,004,450 | 10,623,964  | 28,815,438  | 141,264,332        | 141,264,332 | -         | -      |
| 茨城県         | 36,172,631    | 7,305,178   | 7,846,467   | 21,020,986  | 4,941,527          | 4,905,460   | 36,067    | -      |
| 栃木県         | 22,885,688    | 3,484,695   | 9,118,252   | 10,282,741  | 913,931            | 913,931     | -         | -      |
| 群馬県         | 18,883,983    | 2,166,497   | 5,280,651   | 11,436,835  | 398,094            | 398,094     | -         | -      |
| 埼玉県         | 76,579,091    | 3,668,212   | 36,440,912  | 36,469,967  | 1,264,011          | 1,195,678   | 68,333    | -      |
| 千葉県         | 36,135,575    | 3,536,042   | 12,514,927  | 20,084,606  | 1,045,362          | 1,036,228   | 4,567     | 4,567  |
| 東京都         | 289,064,136   | 94,746,546  | 104,287,506 | 90,030,084  | 89,893,773         | 89,832,069  | 61,704    | -      |
| 神奈川県        | 80,790,784    | 18,478,160  | 25,570,602  | 36,742,022  | 14,732,394         | 14,732,394  | -         | -      |
| 新潟県         | 30,763,240    | 5,699,595   | 7,720,389   | 17,343,256  | 2,574,216          | 2,574,216   | -         | -      |
| 富山県         | 12,120,562    | 1,249,947   | 2,989,004   | 7,881,611   | 530,317            | 530,317     | -         | -      |
| 石川県         | 30,921,719    | 3,050,300   | 16,697,278  | 11,174,141  | 579,375            | 579,375     | -         | -      |
| 福井県         | 36,736,511    | 1,640,276   | 25,652,380  | 9,443,855   | 284,950            | 284,950     | -         | -      |
| 山梨県         | 12,920,199    | 1,364,399   | 3,005,696   | 8,550,104   | 284,784            | 284,784     | -         | -      |
| 長野県         | 39,577,571    | 3,718,149   | 10,766,392  | 25,093,030  | 1,287,957          | 1,262,694   | 25,263    | -      |
| 岐阜県         | 33,457,479    | 2,994,712   | 9,865,794   | 20,596,973  | 418,401            | 418,401     | -         | -      |
| 静岡県         | 48,063,319    | 5,551,964   | 19,180,427  | 23,330,928  | 3,647,841          | 3,451,191   | 196,650   | -      |
| 愛知県         | 71,728,490    | 6,709,466   | 34,042,124  | 30,976,900  | 1,893,949          | 1,893,949   | -         | -      |
| 三重県         | 22,719,233    | 2,972,730   | 10,230,919  | 9,515,584   | 1,160,436          | 1,115,349   | 45,087    | -      |
| 滋賀県         | 16,225,646    | 2,010,519   | 5,036,315   | 9,178,812   | 531,183            | 531,183     | -         | -      |
| 京都府         | 26,500,899    | 3,464,715   | 9,802,840   | 13,233,344  | 1,087,758          | 1,087,758   | -         | -      |
| 大阪府         | 61,324,659    | 10,007,121  | 15,365,438  | 35,952,100  | 5,693,007          | 5,681,341   | 5,833     | 5,833  |
| 兵庫県         | 50,141,110    | 4,461,631   | 17,533,495  | 28,145,984  | 2,681,215          | 2,681,215   | -         | -      |
| 奈良県         | 15,207,251    | 1,367,739   | 4,971,992   | 8,867,520   | 432,474            | 402,034     | 30,440    | -      |
| 和歌山県        | 16,182,674    | 1,931,868   | 4,798,554   | 9,452,252   | 910,512            | 822,540     | 87,972    | -      |
| 鳥取県         | 17,644,041    | 2,359,646   | 6,785,429   | 8,498,966   | 753,289            | 753,289     | -         | -      |
| 島根県         | 23,173,293    | 2,561,358   | 9,153,045   | 11,458,890  | 645,923            | 645,923     | -         | -      |
| 岡山県         | 31,318,421    | 6,327,283   | 11,879,937  | 13,111,201  | 4,626,067          | 4,545,574   | 80,493    | -      |
| 広島県         | 26,423,672    | 3,674,074   | 7,637,538   | 15,112,060  | 2,217,777          | 2,151,110   | 66,667    | -      |
| 山口県         | 20,560,757    | 3,834,193   | 3,947,627   | 12,778,937  | 1,482,570          | 1,482,570   | -         | -      |
| 徳島県         | 12,815,371    | 891,582     | 6,555,965   | 5,367,824   | 557,023            | 512,397     | 44,626    | -      |
| 香川県         | 10,956,230    | 1,111,775   | 2,930,472   | 6,913,983   | 562,105            | 562,105     | -         | -      |
| 愛媛県         | 13,886,735    | 1,050,534   | 3,715,509   | 9,120,692   | 407,512            | 407,512     | -         | -      |
| 高知県         | 26,002,265    | 3,026,331   | 7,643,262   | 15,332,672  | 773,434            | 752,459     | 20,975    | -      |
| 福岡県         | 48,689,628    | 6,933,627   | 12,886,154  | 28,869,847  | 5,469,563          | 5,242,562   | 174,268   | 52,733 |
| 佐賀県         | 16,787,891    | 1,736,929   | 7,758,921   | 7,292,041   | 1,187,194          | 1,177,966   | 9,228     | -      |
| 長崎県         | 26,903,063    | 2,390,991   | 12,799,342  | 11,712,730  | 1,760,644          | 1,760,644   | -         | -      |
| 熊本県         | 33,863,875    | 3,393,150   | 15,424,793  | 15,045,932  | 384,529            | 384,529     | -         | -      |
| 大分県         | 23,649,035    | 1,497,965   | 14,410,029  | 7,741,041   | 797,732            | 723,190     | 74,542    | -      |
| 宮崎県         | 23,622,367    | 2,413,270   | 13,547,772  | 7,661,325   | 1,311,334          | 1,103,822   | 207,512   | -      |
| 鹿児島県        | 26,856,596    | 6,467,367   | 9,135,443   | 11,253,786  | 4,194,262          | 4,128,914   | 65,348    | -      |
| 沖縄県         | 27,790,388    | 9,154,825   | 7,982,133   | 10,653,430  | 2,329,746          | 2,329,746   | -         | -      |
| 合計          | 1,903,027,566 | 436,340,399 | 620,891,317 | 845,795,850 | 326,977,131        | 324,079,898 | 2,834,100 | 63,133 |

(単位：千円)

| (2) 投資主体別資金負担別投資実績 |            |             |           |             |            |            |             |      | 区 分 |
|--------------------|------------|-------------|-----------|-------------|------------|------------|-------------|------|-----|
| 口 都道府県             |            |             |           | ハ 市 町 村     |            |            |             |      |     |
| 投資額                | 資金負担区分     |             |           | 投資額         | 資金負担区分     |            |             |      |     |
|                    | 国 費        | 都道府県費       | 市町村費      |             | 国 費        | 都道府県費      | 市町村費        |      |     |
| 13,932,858         | 2,607,703  | 11,325,155  | -         | 64,388,655  | 6,728,834  | 895,373    | 56,764,448  | 北海道  |     |
| 11,280,093         | 767,216    | 10,441,698  | 71,179    | 13,952,293  | 1,179,065  | 152,904    | 12,620,324  | 青森県  |     |
| 7,171,301          | 1,574,688  | 5,596,613   | -         | 14,720,011  | 1,149,757  | 613,769    | 12,956,485  | 岩手県  |     |
| 15,632,620         | 1,489,001  | 14,128,554  | 15,065    | 18,857,354  | 976,377    | 392,365    | 17,488,612  | 宮城県  |     |
| 7,549,715          | 264,444    | 7,285,271   | -         | 12,003,774  | 1,399,946  | 17,306     | 10,586,522  | 秋田県  |     |
| 5,282,119          | 369,855    | 4,912,264   | -         | 16,702,215  | 2,887,599  | 65,831     | 13,748,785  | 山形県  |     |
| 14,296,697         | 3,828,019  | 10,468,678  | -         | 30,882,823  | 1,912,099  | 155,286    | 28,815,438  | 福島県  |     |
| 8,187,884          | 637,527    | 7,550,357   | -         | 23,043,220  | 1,762,191  | 260,043    | 21,020,986  | 茨城県  |     |
| 8,675,205          | 408,393    | 8,263,390   | 3,422     | 13,296,552  | 2,162,371  | 854,862    | 10,279,319  | 栃木県  |     |
| 5,824,299          | 539,477    | 5,255,166   | 29,656    | 12,661,590  | 1,228,926  | 25,485     | 11,407,179  | 群馬県  |     |
| 37,521,959         | 1,289,591  | 36,232,368  | -         | 37,793,121  | 1,182,943  | 140,211    | 36,469,967  | 埼玉県  |     |
| 13,506,051         | 1,538,115  | 11,967,936  | -         | 21,584,162  | 961,699    | 542,424    | 20,080,039  | 千葉県  |     |
| 100,814,145        | 1,737,536  | 98,586,940  | 489,669   | 98,356,218  | 3,176,941  | 5,638,862  | 89,540,415  | 東京都  |     |
| 26,217,970         | 1,318,984  | 24,898,986  | -         | 39,840,420  | 2,426,782  | 671,616    | 36,742,022  | 神奈川県 |     |
| 8,532,372          | 971,546    | 7,560,826   | -         | 19,656,652  | 2,153,833  | 159,563    | 17,343,256  | 新潟県  |     |
| 3,055,908          | 475,451    | 2,580,457   | -         | 8,534,337   | 244,179    | 408,547    | 7,881,611   | 富山県  |     |
| 17,221,328         | 516,829    | 16,631,726  | 72,773    | 13,121,016  | 1,954,096  | 65,552     | 11,101,368  | 石川県  |     |
| 24,846,034         | 446,606    | 24,112,864  | 286,564   | 11,605,527  | 908,720    | 1,539,516  | 9,157,291   | 福井県  |     |
| 3,503,937          | 515,880    | 2,948,379   | 39,678    | 9,131,478   | 563,735    | 57,317     | 8,510,426   | 山梨県  |     |
| 11,607,430         | 882,308    | 10,725,122  | -         | 26,682,184  | 1,573,147  | 16,007     | 25,093,030  | 長野県  |     |
| 10,677,634         | 929,049    | 9,748,585   | -         | 22,361,444  | 1,647,262  | 117,209    | 20,596,973  | 岐阜県  |     |
| 17,975,259         | 683,966    | 17,291,293  | -         | 26,440,219  | 1,416,807  | 1,692,484  | 23,330,928  | 静岡県  |     |
| 35,657,842         | 2,887,374  | 32,770,468  | -         | 34,176,699  | 1,928,143  | 1,271,656  | 30,976,900  | 愛知県  |     |
| 11,000,331         | 1,027,409  | 9,972,922   | -         | 10,558,466  | 829,972    | 212,910    | 9,515,584   | 三重県  |     |
| 5,516,714          | 562,043    | 4,954,671   | -         | 10,177,749  | 917,293    | 81,644     | 9,178,812   | 滋賀県  |     |
| 9,641,702          | 433,228    | 9,206,976   | 1,498     | 15,771,439  | 1,943,729  | 595,864    | 13,231,846  | 京都府  |     |
| 17,818,355         | 2,535,168  | 15,283,187  | -         | 37,813,297  | 1,790,612  | 76,418     | 35,946,267  | 大阪府  |     |
| 18,266,878         | 780,750    | 17,486,128  | -         | 29,193,017  | 999,666    | 47,367     | 28,145,984  | 兵庫県  |     |
| 5,442,930          | 511,970    | 4,930,960   | -         | 9,331,847   | 453,735    | 10,592     | 8,867,520   | 奈良県  |     |
| 4,812,838          | 391,533    | 4,350,405   | 70,900    | 10,459,324  | 717,795    | 360,177    | 9,381,352   | 和歌山県 |     |
| 7,271,296          | 655,734    | 6,615,562   | -         | 9,619,456   | 950,623    | 169,867    | 8,498,966   | 鳥取県  |     |
| 9,231,261          | 563,792    | 8,667,469   | -         | 13,296,109  | 1,351,643  | 485,576    | 11,458,890  | 島根県  |     |
| 12,319,789         | 636,288    | 11,683,501  | -         | 14,372,565  | 1,145,421  | 115,943    | 13,111,201  | 岡山県  |     |
| 8,109,194          | 752,258    | 7,356,936   | -         | 16,096,701  | 770,706    | 213,935    | 15,112,060  | 広島県  |     |
| 4,304,233          | 453,488    | 3,850,745   | -         | 14,773,954  | 1,898,135  | 96,882     | 12,778,937  | 山口県  |     |
| 6,634,975          | 156,436    | 6,478,539   | -         | 5,623,373   | 222,749    | 32,800     | 5,367,824   | 徳島県  |     |
| 3,168,332          | 275,297    | 2,893,035   | -         | 7,225,793   | 274,373    | 37,437     | 6,913,983   | 香川県  |     |
| 3,532,034          | 265,693    | 3,266,341   | -         | 9,947,189   | 377,329    | 449,168    | 9,120,692   | 愛媛県  |     |
| 6,813,257          | 230,838    | 6,582,419   | -         | 18,415,574  | 2,043,034  | 1,039,868  | 15,332,672  | 高知県  |     |
| 12,865,514         | 633,690    | 12,231,824  | -         | 30,354,551  | 1,057,375  | 480,062    | 28,817,114  | 福岡県  |     |
| 7,692,350          | 108,102    | 7,580,548   | 3,700     | 7,908,347   | 450,861    | 169,145    | 7,288,341   | 佐賀県  |     |
| 13,109,679         | 321,396    | 12,788,283  | -         | 12,032,740  | 308,951    | 11,059     | 11,712,730  | 長崎県  |     |
| 16,251,373         | 1,066,182  | 15,084,038  | 101,153   | 17,227,973  | 1,942,439  | 340,755    | 14,944,779  | 熊本県  |     |
| 14,582,359         | 379,460    | 14,202,899  | -         | 8,268,944   | 395,315    | 132,588    | 7,741,041   | 大分県  |     |
| 13,784,831         | 514,119    | 13,267,383  | 3,329     | 8,526,202   | 795,329    | 72,877     | 7,657,996   | 宮崎県  |     |
| 8,370,085          | 506,049    | 7,864,036   | -         | 14,292,249  | 1,832,404  | 1,206,059  | 11,253,786  | 鹿児島県 |     |
| 7,844,117          | 1,244,014  | 6,600,103   | -         | 17,616,525  | 5,581,065  | 1,382,030  | 10,653,430  | 沖縄県  |     |
| 637,355,087        | 41,684,495 | 594,482,006 | 1,188,586 | 938,695,348 | 70,576,006 | 23,575,211 | 844,544,131 | 合 計  |     |

## Ⅱ. 公営企業

| 区分<br>都道府県名 | (1) 資金負担別投資実績 |             |             |               | (2) 投資主体別資金負担別投資実績 |        |       |      |
|-------------|---------------|-------------|-------------|---------------|--------------------|--------|-------|------|
|             | 総投資額          | 資金負担区分      |             |               | 投資額                | 資金負担区分 |       |      |
|             |               | 国費          | 都道府県費       | 市町村費          |                    | 国費     | 都道府県費 | 市町村費 |
| 北海道         | 202,036,701   | 24,216,687  | 8,059,089   | 169,760,925   | -                  | -      | -     | -    |
| 青森県         | 43,677,117    | 6,514,535   | 4,608,686   | 32,553,896    | -                  | -      | -     | -    |
| 岩手県         | 46,535,795    | 7,284,521   | 11,739,802  | 27,511,472    | -                  | -      | -     | -    |
| 宮城県         | 92,716,645    | 12,117,222  | 6,901,264   | 73,698,159    | -                  | -      | -     | -    |
| 秋田県         | 36,757,897    | 6,320,402   | 4,661,785   | 25,775,710    | -                  | -      | -     | -    |
| 山形県         | 45,538,219    | 4,449,130   | 8,239,353   | 32,849,736    | -                  | -      | -     | -    |
| 福島県         | 74,484,251    | 13,521,554  | 2,740,637   | 58,222,060    | -                  | -      | -     | -    |
| 茨城県         | 106,432,518   | 12,982,828  | 35,060,744  | 58,388,946    | -                  | -      | -     | -    |
| 栃木県         | 50,491,214    | 7,182,832   | 3,839,227   | 39,469,155    | -                  | -      | -     | -    |
| 群馬県         | 51,986,848    | 5,241,515   | 6,691,091   | 40,054,242    | -                  | -      | -     | -    |
| 埼玉県         | 181,333,322   | 22,802,931  | 14,560,465  | 143,969,926   | -                  | -      | -     | -    |
| 千葉県         | 135,317,314   | 20,154,166  | 20,545,529  | 94,617,619    | -                  | -      | -     | -    |
| 東京都         | 643,682,929   | 60,438,993  | 538,588,988 | 44,654,948    | -                  | -      | -     | -    |
| 神奈川県        | 343,172,809   | 74,866,076  | 5,329,794   | 262,976,939   | -                  | -      | -     | -    |
| 新潟県         | 122,517,000   | 15,040,626  | 38,786,002  | 68,690,372    | -                  | -      | -     | -    |
| 富山県         | 34,267,398    | 5,235,615   | 2,780,740   | 26,251,043    | -                  | -      | -     | -    |
| 石川県         | 42,874,720    | 4,317,984   | 834,001     | 37,722,735    | -                  | -      | -     | -    |
| 福井県         | 31,559,158    | 5,306,367   | 5,737,060   | 20,515,731    | -                  | -      | -     | -    |
| 山梨県         | 27,546,771    | 3,881,515   | 3,946,193   | 19,719,063    | -                  | -      | -     | -    |
| 長野県         | 83,243,698    | 7,989,335   | 24,474,448  | 50,779,915    | -                  | -      | -     | -    |
| 岐阜県         | 57,115,459    | 6,129,035   | 4,343,818   | 46,642,606    | -                  | -      | -     | -    |
| 静岡県         | 102,015,949   | 13,260,753  | 5,761,869   | 82,993,327    | -                  | -      | -     | -    |
| 愛知県         | 299,723,527   | 36,750,231  | 46,562,537  | 216,410,759   | -                  | -      | -     | -    |
| 三重県         | 77,788,437    | 17,124,395  | 10,563,967  | 50,100,075    | -                  | -      | -     | -    |
| 滋賀県         | 42,435,205    | 7,108,025   | 10,952,365  | 24,374,815    | -                  | -      | -     | -    |
| 京都府         | 72,105,905    | 9,083,421   | 4,847,489   | 58,174,995    | -                  | -      | -     | -    |
| 大阪府         | 274,198,304   | 46,145,727  | 8,788,755   | 219,263,822   | -                  | -      | -     | -    |
| 兵庫県         | 191,167,941   | 36,211,717  | 24,488,333  | 130,467,891   | -                  | -      | -     | -    |
| 奈良県         | 30,436,842    | 4,823,823   | 5,987,367   | 19,625,652    | -                  | -      | -     | -    |
| 和歌山県        | 27,540,612    | 4,306,994   | 934,438     | 22,299,180    | -                  | -      | -     | -    |
| 鳥取県         | 19,748,935    | 3,011,343   | 3,833,505   | 12,904,087    | -                  | -      | -     | -    |
| 島根県         | 29,538,654    | 4,228,973   | 3,745,746   | 21,563,935    | -                  | -      | -     | -    |
| 岡山県         | 62,727,524    | 9,671,747   | 3,204,177   | 49,851,600    | -                  | -      | -     | -    |
| 広島県         | 90,252,518    | 17,705,162  | 5,809,941   | 66,737,415    | -                  | -      | -     | -    |
| 山口県         | 55,209,372    | 12,212,971  | 6,509,979   | 36,486,422    | -                  | -      | -     | -    |
| 徳島県         | 22,876,376    | 2,724,771   | 2,502,560   | 17,649,045    | -                  | -      | -     | -    |
| 香川県         | 30,668,903    | 7,604,295   | 4,470,649   | 18,593,959    | -                  | -      | -     | -    |
| 愛媛県         | 36,674,349    | 5,559,804   | 1,932,359   | 29,182,186    | -                  | -      | -     | -    |
| 高知県         | 19,306,048    | 3,865,039   | 642,128     | 14,798,881    | -                  | -      | -     | -    |
| 福岡県         | 163,245,590   | 25,997,959  | 8,007,016   | 129,240,615   | -                  | -      | -     | -    |
| 佐賀県         | 27,799,686    | 5,408,752   | 312,899     | 22,078,035    | -                  | -      | -     | -    |
| 長崎県         | 39,953,735    | 6,336,805   | 3,699,260   | 29,917,670    | -                  | -      | -     | -    |
| 熊本県         | 50,124,737    | 7,214,385   | 1,056,075   | 41,854,277    | -                  | -      | -     | -    |
| 大分県         | 45,723,127    | 6,849,380   | 10,801,098  | 28,072,649    | -                  | -      | -     | -    |
| 宮崎県         | 24,994,880    | 3,908,517   | 3,639,125   | 17,447,238    | -                  | -      | -     | -    |
| 鹿児島県        | 41,344,467    | 3,775,296   | 7,121,365   | 30,447,806    | -                  | -      | -     | -    |
| 沖縄県         | 44,635,432    | 12,844,155  | 11,546,207  | 20,245,070    | -                  | -      | -     | -    |
| 合計          | 4,375,524,838 | 639,728,309 | 950,189,925 | 2,785,606,604 | -                  | -      | -     | -    |

(単位：千円)

| (2) 投資主体別資金負担別投資実績 |             |             |            |               |             |            |               | 区 分  |
|--------------------|-------------|-------------|------------|---------------|-------------|------------|---------------|------|
| 口 都道府県             |             |             |            | ハ 市町村         |             |            |               |      |
| 投資額                | 資金負担区分      |             |            | 投資額           | 資金負担区分      |            |               |      |
|                    | 国 費         | 都道府県費       | 市町村費       |               | 国 費         | 都道府県費      | 市町村費          |      |
| 5,640,766          | 827,559     | 4,495,311   | 317,896    | 196,395,935   | 23,389,128  | 3,563,778  | 169,443,029   | 北海道  |
| 6,444,500          | 976,263     | 4,282,733   | 1,185,504  | 37,232,617    | 5,538,272   | 325,953    | 31,368,392    | 青森県  |
| 14,178,698         | 1,587,046   | 11,373,228  | 1,218,424  | 32,357,097    | 5,697,475   | 366,574    | 26,293,048    | 岩手県  |
| 6,720,898          | -           | 6,720,898   | -          | 85,995,747    | 12,117,222  | 180,366    | 73,698,159    | 宮城県  |
| 6,202,909          | 1,597,240   | 4,605,669   | -          | 30,554,988    | 4,723,162   | 56,116     | 25,775,710    | 秋田県  |
| 8,389,479          | 1,001,649   | 7,175,479   | 212,351    | 37,148,740    | 3,447,481   | 1,063,874  | 32,637,385    | 山形県  |
| 3,164,227          | 659,311     | 2,377,750   | 127,166    | 71,320,024    | 12,862,243  | 362,887    | 58,094,894    | 福島県  |
| 37,614,680         | 2,812,037   | 34,802,643  | -          | 68,817,838    | 10,170,791  | 258,101    | 58,388,946    | 茨城県  |
| 3,802,329          | 2,178       | 3,764,895   | 35,256     | 46,688,885    | 7,180,654   | 74,332     | 39,433,899    | 栃木県  |
| 6,000,020          | 1,453       | 5,998,567   | -          | 45,986,828    | 5,240,062   | 692,524    | 40,054,242    | 群馬県  |
| 30,390,272         | 12,923,195  | 12,308,365  | 5,158,712  | 150,943,050   | 9,879,736   | 2,252,100  | 138,811,214   | 埼玉県  |
| 25,865,590         | 3,850,784   | 15,548,000  | 6,466,806  | 109,451,724   | 16,303,382  | 4,997,529  | 88,150,813    | 千葉県  |
| 591,735,119        | 55,558,585  | 536,176,534 | -          | 51,947,810    | 4,880,408   | 2,412,454  | 44,654,948    | 東京都  |
| 48,159,065         | 37,128,707  | 4,239,246   | 6,791,112  | 295,013,744   | 37,737,369  | 1,090,548  | 256,185,827   | 神奈川県 |
| 40,916,989         | 1,838,559   | 38,562,816  | 515,614    | 81,600,011    | 13,202,067  | 223,186    | 68,174,758    | 新潟県  |
| 4,733,871          | 980,605     | 2,736,757   | 1,016,509  | 29,533,527    | 4,255,010   | 43,983     | 25,234,534    | 富山県  |
| 894,650            | 553,524     | 187,644     | 153,482    | 41,980,070    | 3,764,460   | 646,357    | 37,569,253    | 石川県  |
| 4,560,291          | 9,128       | 4,551,163   | -          | 26,998,867    | 5,297,239   | 1,185,897  | 20,515,731    | 福井県  |
| 5,541,539          | 1,237,712   | 3,925,118   | 378,709    | 22,005,232    | 2,643,803   | 21,075     | 19,340,354    | 山梨県  |
| 26,463,325         | 2,392,542   | 21,546,501  | 2,524,282  | 56,780,373    | 5,596,793   | 2,927,947  | 48,255,633    | 長野県  |
| 4,294,812          | 368,406     | 3,836,684   | 89,722     | 52,820,647    | 5,760,629   | 507,134    | 46,552,884    | 岐阜県  |
| 8,829,128          | 3,284,597   | 5,521,292   | 23,239     | 93,186,821    | 9,976,156   | 240,577    | 82,970,088    | 静岡県  |
| 52,013,181         | 7,986,426   | 42,444,625  | 1,582,130  | 247,710,346   | 28,763,805  | 4,117,912  | 214,828,629   | 愛知県  |
| 17,468,635         | 5,461,693   | 10,348,412  | 1,658,530  | 60,319,802    | 11,662,702  | 215,555    | 48,441,545    | 三重県  |
| 18,075,016         | 4,564,133   | 10,904,983  | 2,605,900  | 24,360,189    | 2,543,892   | 47,382     | 21,768,915    | 滋賀県  |
| 12,401,421         | 4,842,883   | 4,485,004   | 3,073,534  | 59,704,484    | 4,240,538   | 362,485    | 55,101,461    | 京都府  |
| 25,449,962         | 10,959,331  | 8,115,840   | 6,374,791  | 248,748,342   | 35,186,396  | 672,915    | 212,889,031   | 大阪府  |
| 37,595,666         | 11,959,201  | 24,013,319  | 1,623,146  | 153,572,275   | 24,252,516  | 475,014    | 128,844,745   | 兵庫県  |
| 8,253,359          | 2,293,217   | 5,960,142   | -          | 22,183,483    | 2,530,606   | 27,225     | 19,625,652    | 奈良県  |
| 656,106            | -           | 656,106     | -          | 26,884,506    | 4,306,994   | 278,332    | 22,299,180    | 和歌山県 |
| 3,163,191          | 469,225     | 2,522,286   | 171,680    | 16,585,744    | 2,542,118   | 1,311,219  | 12,732,407    | 鳥取県  |
| 5,064,978          | 829,212     | 3,658,398   | 577,368    | 24,473,676    | 3,399,761   | 87,348     | 20,986,567    | 島根県  |
| 4,925,775          | 1,458,900   | 3,023,138   | 443,737    | 57,801,749    | 8,212,847   | 181,039    | 49,407,863    | 岡山県  |
| 2,502,573          | 1,173,313   | 786,103     | 543,157    | 87,749,945    | 16,531,849  | 5,023,838  | 66,194,258    | 広島県  |
| 6,985,283          | 484,486     | 6,335,194   | 165,603    | 48,224,089    | 11,728,485  | 174,785    | 36,320,819    | 山口県  |
| 2,395,707          | 13,320      | 2,382,387   | -          | 20,480,669    | 2,711,451   | 120,173    | 17,649,045    | 徳島県  |
| 2,603,798          | 455,277     | 1,774,911   | 373,610    | 28,065,105    | 7,149,018   | 2,695,738  | 18,220,349    | 香川県  |
| 977,712            | -           | 977,712     | -          | 35,696,637    | 5,559,804   | 954,647    | 29,182,186    | 愛媛県  |
| 1,376,990          | 659,849     | 489,450     | 227,691    | 17,929,058    | 3,205,190   | 152,678    | 14,571,190    | 高知県  |
| 13,718,855         | 3,272,019   | 6,785,435   | 3,661,401  | 149,526,735   | 22,725,940  | 1,221,581  | 125,579,214   | 福岡県  |
| 109,181            | -           | 109,181     | -          | 27,690,505    | 5,408,752   | 203,718    | 22,078,035    | 佐賀県  |
| 1,297,232          | 36,790      | 1,247,507   | 12,935     | 38,656,503    | 6,300,015   | 2,451,753  | 29,904,735    | 長崎県  |
| 1,292,462          | 306,984     | 830,244     | 155,234    | 48,832,275    | 6,907,401   | 225,831    | 41,699,043    | 熊本県  |
| 10,725,074         | -           | 10,725,074  | -          | 34,998,053    | 6,849,380   | 76,024     | 28,072,649    | 大分県  |
| 3,455,036          | 8,580       | 3,446,456   | -          | 21,539,844    | 3,899,937   | 192,669    | 17,447,238    | 宮崎県  |
| 6,744,034          | 145,323     | 6,598,711   | -          | 34,600,433    | 3,629,973   | 522,654    | 30,447,806    | 鹿児島県 |
| 11,095,393         | 3,587,457   | 7,097,102   | 410,834    | 33,540,039    | 9,256,698   | 4,449,105  | 19,834,236    | 沖縄県  |
| 1,140,889,777      | 190,558,699 | 900,455,013 | 49,876,065 | 3,234,635,061 | 449,169,610 | 49,734,912 | 2,735,730,539 | 合 計  |

# 1. 水道

| 区分<br>都道府県名 | (1) 資金負担別投資実績 |            |             |               | (2) 投資主体別資金負担別投資実績 |        |       |      |
|-------------|---------------|------------|-------------|---------------|--------------------|--------|-------|------|
|             | 総投資額          | 資金負担区分     |             |               | 投資額                | 資金負担区分 |       |      |
|             |               | 国費         | 都道府県費       | 市町村費          |                    | 国費     | 都道府県費 | 市町村費 |
| 北海道         | 80,469,545    | 3,538,091  | 462,487     | 76,468,967    | -                  | -      | -     | -    |
| 青森県         | 16,939,538    | 1,254,034  | 221,741     | 15,463,763    | -                  | -      | -     | -    |
| 岩手県         | 18,026,052    | 1,667,659  | 203,747     | 16,154,646    | -                  | -      | -     | -    |
| 宮城県         | 30,474,721    | 959,348    | -           | 29,515,373    | -                  | -      | -     | -    |
| 秋田県         | 15,337,916    | 1,219,932  | -           | 14,117,984    | -                  | -      | -     | -    |
| 山形県         | 11,464,155    | 180,726    | 60,881      | 11,222,548    | -                  | -      | -     | -    |
| 福島県         | 28,629,830    | 1,314,752  | 186,722     | 27,128,356    | -                  | -      | -     | -    |
| 茨城県         | 41,434,886    | 2,145,680  | 7,266,319   | 32,022,887    | -                  | -      | -     | -    |
| 栃木県         | 21,544,738    | 274,257    | 542,961     | 20,727,520    | -                  | -      | -     | -    |
| 群馬県         | 22,804,816    | 1,773,955  | 92,424      | 20,938,437    | -                  | -      | -     | -    |
| 埼玉県         | 80,024,801    | 3,109,224  | 1,922,393   | 74,993,184    | -                  | -      | -     | -    |
| 千葉県         | 47,972,226    | 2,010,335  | 4,938,829   | 41,023,062    | -                  | -      | -     | -    |
| 東京都         | 251,224,801   | 325,005    | 248,319,424 | 2,580,372     | -                  | -      | -     | -    |
| 神奈川県        | 127,208,601   | 41,934,561 | 7,016       | 85,267,024    | -                  | -      | -     | -    |
| 新潟県         | 40,590,902    | 3,205,149  | 1,000       | 37,384,753    | -                  | -      | -     | -    |
| 富山県         | 10,641,411    | 638,493    | 28,000      | 9,974,918     | -                  | -      | -     | -    |
| 石川県         | 16,384,378    | 241,709    | 489,595     | 15,653,074    | -                  | -      | -     | -    |
| 福井県         | 9,107,568     | 500,591    | 2,246,514   | 6,360,463     | -                  | -      | -     | -    |
| 山梨県         | 11,736,983    | 667,741    | 16,376      | 11,052,866    | -                  | -      | -     | -    |
| 長野県         | 29,222,177    | 1,278,943  | 5,892,279   | 22,050,955    | -                  | -      | -     | -    |
| 岐阜県         | 26,609,649    | 493,759    | 3,864,895   | 22,250,995    | -                  | -      | -     | -    |
| 静岡県         | 40,631,954    | 784,356    | 2,416,483   | 37,431,115    | -                  | -      | -     | -    |
| 愛知県         | 90,214,424    | 1,786,110  | 15,203,943  | 73,224,371    | -                  | -      | -     | -    |
| 三重県         | 24,830,545    | 793,387    | 4,613,876   | 19,423,282    | -                  | -      | -     | -    |
| 滋賀県         | 14,684,999    | 139,828    | 4,906,368   | 9,638,803     | -                  | -      | -     | -    |
| 京都府         | 35,667,066    | 364,788    | 1,446,080   | 33,856,198    | -                  | -      | -     | -    |
| 大阪府         | 90,858,399    | 1,553,763  | 15,000      | 89,289,636    | -                  | -      | -     | -    |
| 兵庫県         | 65,007,487    | 1,515,757  | 5,629,949   | 57,861,781    | -                  | -      | -     | -    |
| 奈良県         | 18,209,523    | 762,308    | 3,740,575   | 13,706,640    | -                  | -      | -     | -    |
| 和歌山県        | 12,484,208    | 1,017,168  | 115,799     | 11,351,241    | -                  | -      | -     | -    |
| 鳥取県         | 6,134,538     | 393,920    | 74,321      | 5,666,297     | -                  | -      | -     | -    |
| 島根県         | 12,141,599    | 941,544    | 775,569     | 10,424,486    | -                  | -      | -     | -    |
| 岡山県         | 27,062,217    | 426,023    | 156,193     | 26,480,001    | -                  | -      | -     | -    |
| 広島県         | 33,587,323    | 2,144,038  | 4,352,885   | 27,090,400    | -                  | -      | -     | -    |
| 山口県         | 16,769,785    | 419,031    | 13,667      | 16,337,087    | -                  | -      | -     | -    |
| 徳島県         | 13,017,266    | 1,240,978  | -           | 11,776,288    | -                  | -      | -     | -    |
| 香川県         | 13,128,975    | 1,158,616  | 2,230,007   | 9,740,352     | -                  | -      | -     | -    |
| 愛媛県         | 17,525,406    | 1,276,090  | 798,704     | 15,450,612    | -                  | -      | -     | -    |
| 高知県         | 7,679,299     | 842,670    | 53,317      | 6,783,312     | -                  | -      | -     | -    |
| 福岡県         | 61,430,141    | 3,706,529  | 41,742      | 57,681,870    | -                  | -      | -     | -    |
| 佐賀県         | 10,495,875    | 842,299    | 44,081      | 9,609,495     | -                  | -      | -     | -    |
| 長崎県         | 18,491,384    | 1,767,335  | 39,456      | 16,684,593    | -                  | -      | -     | -    |
| 熊本県         | 12,958,867    | 113,355    | 2,988       | 12,842,524    | -                  | -      | -     | -    |
| 大分県         | 13,765,920    | 259,194    | -           | 13,506,726    | -                  | -      | -     | -    |
| 宮崎県         | 10,335,316    | 183,744    | 170,002     | 9,981,570     | -                  | -      | -     | -    |
| 鹿児島県        | 16,661,375    | 822,589    | 408,288     | 15,430,498    | -                  | -      | -     | -    |
| 沖縄県         | 13,931,450    | 3,741,738  | 615,237     | 9,574,475     | -                  | -      | -     | -    |
| 合計          | 1,635,555,035 | 97,731,102 | 324,628,133 | 1,213,195,800 | -                  | -      | -     | -    |

(単位：千円)

| (2) 投資主体別資金負担別投資実績 |            |             |         |               |            |            |               | 区 分  |
|--------------------|------------|-------------|---------|---------------|------------|------------|---------------|------|
| 口 都道府県             |            |             |         | ハ 市町村         |            |            |               |      |
| 投資額                | 資金負担区分     |             |         | 投資額           | 資金負担区分     |            |               |      |
|                    | 国 費        | 都道府県費       | 市町村費    |               | 国 費        | 都道府県費      | 市町村費          |      |
| -                  | -          | -           | -       | 80,469,545    | 3,538,091  | 462,487    | 76,468,967    | 北海道  |
| -                  | -          | -           | -       | 16,939,538    | 1,254,034  | 221,741    | 15,463,763    | 青森県  |
| -                  | -          | -           | -       | 18,026,052    | 1,667,659  | 203,747    | 16,154,646    | 岩手県  |
| -                  | -          | -           | -       | 30,474,721    | 959,348    | -          | 29,515,373    | 宮城県  |
| -                  | -          | -           | -       | 15,337,916    | 1,219,932  | -          | 14,117,984    | 秋田県  |
| -                  | -          | -           | -       | 11,464,155    | 180,726    | 60,881     | 11,222,548    | 山形県  |
| -                  | -          | -           | -       | 28,629,830    | 1,314,752  | 186,722    | 27,128,356    | 福島県  |
| 7,675,350          | 500,162    | 7,175,188   | -       | 33,759,536    | 1,645,518  | 91,131     | 32,022,887    | 茨城県  |
| 490,900            | -          | 490,900     | -       | 21,053,838    | 274,257    | 52,061     | 20,727,520    | 栃木県  |
| -                  | -          | -           | -       | 22,804,816    | 1,773,955  | 92,424     | 20,938,437    | 群馬県  |
| 2,746,417          | 2,746,417  | -           | -       | 77,278,384    | 362,807    | 1,922,393  | 74,993,184    | 埼玉県  |
| -                  | -          | -           | -       | 47,972,226    | 2,010,335  | 4,938,829  | 41,023,062    | 千葉県  |
| 247,797,784        | 112,762    | 247,685,022 | -       | 3,427,017     | 212,243    | 634,402    | 2,580,372     | 東京都  |
| 34,767,097         | 34,678,904 | -           | 88,193  | 92,441,504    | 7,255,657  | 7,016      | 85,178,831    | 神奈川県 |
| -                  | -          | -           | -       | 40,590,902    | 3,205,149  | 1,000      | 37,384,753    | 新潟県  |
| -                  | -          | -           | -       | 10,641,411    | 638,493    | 28,000     | 9,974,918     | 富山県  |
| -                  | -          | -           | -       | 16,384,378    | 241,709    | 489,595    | 15,653,074    | 石川県  |
| 1,360,858          | -          | 1,360,858   | -       | 7,746,710     | 500,591    | 885,656    | 6,360,463     | 福井県  |
| -                  | -          | -           | -       | 11,736,983    | 667,741    | 16,376     | 11,052,866    | 山梨県  |
| 3,098,928          | -          | 3,098,928   | -       | 26,123,249    | 1,278,943  | 2,793,351  | 22,050,955    | 長野県  |
| 3,600,179          | -          | 3,600,179   | -       | 23,009,470    | 493,759    | 264,716    | 22,250,995    | 岐阜県  |
| 2,214,559          | -          | 2,191,320   | 23,239  | 38,417,395    | 784,356    | 225,163    | 37,407,876    | 静岡県  |
| 15,802,100         | 855,078    | 14,947,022  | -       | 74,412,324    | 931,032    | 256,921    | 73,224,371    | 愛知県  |
| 4,459,700          | -          | 4,459,700   | -       | 20,370,845    | 793,387    | 154,176    | 19,423,282    | 三重県  |
| 4,906,368          | -          | 4,906,368   | -       | 9,778,631     | 139,828    | -          | 9,638,803     | 滋賀県  |
| 1,244,524          | 33,697     | 1,210,827   | -       | 34,422,542    | 331,091    | 235,253    | 33,856,198    | 京都府  |
| -                  | -          | -           | -       | 90,858,399    | 1,553,763  | 15,000     | 89,289,636    | 大阪府  |
| 5,596,206          | 165,251    | 5,430,955   | -       | 59,411,281    | 1,350,506  | 198,994    | 57,861,781    | 兵庫県  |
| 3,723,169          | -          | 3,723,169   | -       | 14,486,354    | 762,308    | 17,406     | 13,706,640    | 奈良県  |
| -                  | -          | -           | -       | 12,484,208    | 1,017,168  | 115,799    | 11,351,241    | 和歌山県 |
| -                  | -          | -           | -       | 6,134,538     | 393,920    | 74,321     | 5,666,297     | 鳥取県  |
| 708,524            | 1,158      | 707,366     | -       | 11,433,075    | 940,386    | 68,203     | 10,424,486    | 島根県  |
| -                  | -          | -           | -       | 27,062,217    | 426,023    | 156,193    | 26,480,001    | 岡山県  |
| -                  | -          | -           | -       | 33,587,323    | 2,144,038  | 4,352,885  | 27,090,400    | 広島県  |
| -                  | -          | -           | -       | 16,769,785    | 419,031    | 13,667     | 16,337,087    | 山口県  |
| -                  | -          | -           | -       | 13,017,266    | 1,240,978  | -          | 11,776,288    | 徳島県  |
| -                  | -          | -           | -       | 13,128,975    | 1,158,616  | 2,230,007  | 9,740,352     | 香川県  |
| -                  | -          | -           | -       | 17,525,406    | 1,276,090  | 798,704    | 15,450,612    | 愛媛県  |
| -                  | -          | -           | -       | 7,679,299     | 842,670    | 53,317     | 6,783,312     | 高知県  |
| -                  | -          | -           | -       | 61,430,141    | 3,706,529  | 41,742     | 57,681,870    | 福岡県  |
| -                  | -          | -           | -       | 10,495,875    | 842,299    | 44,081     | 9,609,495     | 佐賀県  |
| -                  | -          | -           | -       | 18,491,384    | 1,767,335  | 39,456     | 16,684,593    | 長崎県  |
| -                  | -          | -           | -       | 12,958,867    | 113,355    | 2,988      | 12,842,524    | 熊本県  |
| -                  | -          | -           | -       | 13,765,920    | 259,194    | -          | 13,506,726    | 大分県  |
| -                  | -          | -           | -       | 10,335,316    | 183,744    | 170,002    | 9,981,570     | 宮崎県  |
| -                  | -          | -           | -       | 16,661,375    | 822,589    | 408,288    | 15,430,498    | 鹿児島県 |
| -                  | -          | -           | -       | 13,931,450    | 3,741,738  | 615,237    | 9,574,475     | 沖縄県  |
| 340,192,663        | 39,093,429 | 300,987,802 | 111,432 | 1,295,362,372 | 58,637,673 | 23,640,331 | 1,213,084,368 | 合 計  |

## 2. 工業用水道

| 区分<br>都道府県名 | (1) 資金負担別投資実績 |           |            |            | (2) 投資主体別資金負担別投資実績 |        |       |      |
|-------------|---------------|-----------|------------|------------|--------------------|--------|-------|------|
|             | 総投資額          | 資金負担区分    |            |            | 投資額                | 資金負担区分 |       |      |
|             |               | 国費        | 都道府県費      | 市町村費       |                    | 国費     | 都道府県費 | 市町村費 |
| 北海道         | 1,701,389     | -         | 1,569,852  | 131,537    | -                  | -      | -     | -    |
| 青森県         | 313,338       | -         | 86,320     | 227,018    | -                  | -      | -     | -    |
| 岩手県         | 692,014       | 1,000     | 691,014    | -          | -                  | -      | -     | -    |
| 宮城県         | -             | -         | -          | -          | -                  | -      | -     | -    |
| 秋田県         | 360,073       | -         | 63,134     | 296,939    | -                  | -      | -     | -    |
| 山形県         | 218,920       | -         | 170,516    | 48,404     | -                  | -      | -     | -    |
| 福島県         | 1,407,317     | -         | 16,645     | 1,390,672  | -                  | -      | -     | -    |
| 茨城県         | 4,328,846     | 190,270   | 4,003,654  | 134,922    | -                  | -      | -     | -    |
| 栃木県         | 170,351       | 2,178     | 108,965    | 59,208     | -                  | -      | -     | -    |
| 群馬県         | -             | -         | -          | -          | -                  | -      | -     | -    |
| 埼玉県         | -             | -         | -          | -          | -                  | -      | -     | -    |
| 千葉県         | 5,772,412     | 188,479   | 5,583,933  | -          | -                  | -      | -     | -    |
| 東京都         | 7,418         | -         | -          | 7,418      | -                  | -      | -     | -    |
| 神奈川県        | 4,555,201     | 125,000   | -          | 4,430,201  | -                  | -      | -     | -    |
| 新潟県         | 653,524       | -         | 603,715    | 49,809     | -                  | -      | -     | -    |
| 富山県         | 61,522        | -         | -          | 61,522     | -                  | -      | -     | -    |
| 石川県         | 292,555       | -         | -          | 292,555    | -                  | -      | -     | -    |
| 福井県         | 155,908       | 6,000     | 116,390    | 33,518     | -                  | -      | -     | -    |
| 山梨県         | -             | -         | -          | -          | -                  | -      | -     | -    |
| 長野県         | -             | -         | -          | -          | -                  | -      | -     | -    |
| 岐阜県         | 4,270         | -         | 4,270      | -          | -                  | -      | -     | -    |
| 静岡県         | 2,382,026     | 51,800    | 2,320,106  | 10,120     | -                  | -      | -     | -    |
| 愛知県         | 9,637,865     | 424,461   | 8,782,860  | 430,544    | -                  | -      | -     | -    |
| 三重県         | 3,527,763     | 151,900   | 3,369,449  | 6,414      | -                  | -      | -     | -    |
| 滋賀県         | 893,179       | -         | 893,179    | -          | -                  | -      | -     | -    |
| 京都府         | 176,483       | -         | 176,483    | -          | -                  | -      | -     | -    |
| 大阪府         | 8,224,103     | 198,800   | -          | 8,025,303  | -                  | -      | -     | -    |
| 兵庫県         | 2,335,013     | 1,500     | 502,277    | 1,831,236  | -                  | -      | -     | -    |
| 奈良県         | -             | -         | -          | -          | -                  | -      | -     | -    |
| 和歌山県        | 897,625       | 15,600    | 656,106    | 225,919    | -                  | -      | -     | -    |
| 鳥取県         | 370,846       | -         | 370,846    | -          | -                  | -      | -     | -    |
| 島根県         | 216,338       | -         | 181,099    | 35,239     | -                  | -      | -     | -    |
| 岡山県         | 999,566       | -         | 911,985    | 87,581     | -                  | -      | -     | -    |
| 広島県         | 2,213,428     | -         | 532,798    | 1,680,630  | -                  | -      | -     | -    |
| 山口県         | 3,297,012     | 111,600   | 3,023,008  | 162,404    | -                  | -      | -     | -    |
| 徳島県         | 813,674       | 13,320    | 795,017    | 5,337      | -                  | -      | -     | -    |
| 香川県         | 292,882       | 7,800     | 285,082    | -          | -                  | -      | -     | -    |
| 愛媛県         | 168,467       | -         | 165,814    | 2,653      | -                  | -      | -     | -    |
| 高知県         | 36,001        | -         | 36,001     | -          | -                  | -      | -     | -    |
| 福岡県         | 2,138,003     | 58,119    | 795,455    | 1,284,429  | -                  | -      | -     | -    |
| 佐賀県         | 390,201       | -         | 109,181    | 281,020    | -                  | -      | -     | -    |
| 長崎県         | 2,169,661     | -         | -          | 2,169,661  | -                  | -      | -     | -    |
| 熊本県         | 6,498         | -         | -          | 6,498      | -                  | -      | -     | -    |
| 大分県         | 267,326       | -         | 264,322    | 3,004      | -                  | -      | -     | -    |
| 宮崎県         | 101,201       | 7,581     | 85,111     | 8,509      | -                  | -      | -     | -    |
| 鹿児島県        | 18,968        | -         | 17,070     | 1,898      | -                  | -      | -     | -    |
| 沖縄県         | -             | -         | -          | -          | -                  | -      | -     | -    |
| 合計          | 62,269,187    | 1,555,408 | 37,291,657 | 23,422,122 | -                  | -      | -     | -    |

(単位：千円)

| (2) 投資主体別資金負担別投資実績 |           |            |      |            |         |         |            | 区 分  |
|--------------------|-----------|------------|------|------------|---------|---------|------------|------|
| 口 都道府県             |           |            |      | ハ 市町村      |         |         |            |      |
| 投資額                | 資金負担区分    |            |      | 投資額        | 資金負担区分  |         |            |      |
|                    | 国 費       | 都道府県費      | 市町村費 |            | 国 費     | 都道府県費   | 市町村費       |      |
| 1,569,852          | -         | 1,569,852  | -    | 131,537    | -       | -       | 131,537    | 北海道  |
| 86,320             | -         | 86,320     | -    | 227,018    | -       | -       | 227,018    | 青森県  |
| 692,014            | 1,000     | 691,014    | -    | -          | -       | -       | -          | 岩手県  |
| -                  | -         | -          | -    | -          | -       | -       | -          | 宮城県  |
| 63,134             | -         | 63,134     | -    | 296,939    | -       | -       | 296,939    | 秋田県  |
| 170,516            | -         | 170,516    | -    | 48,404     | -       | -       | 48,404     | 山形県  |
| -                  | -         | -          | -    | 1,407,317  | -       | 16,645  | 1,390,672  | 福島県  |
| 4,193,924          | 190,270   | 4,003,654  | -    | 134,922    | -       | -       | 134,922    | 茨城県  |
| 111,143            | 2,178     | 108,965    | -    | 59,208     | -       | -       | 59,208     | 栃木県  |
| -                  | -         | -          | -    | -          | -       | -       | -          | 群馬県  |
| -                  | -         | -          | -    | -          | -       | -       | -          | 埼玉県  |
| 5,772,412          | 188,479   | 5,583,933  | -    | -          | -       | -       | -          | 千葉県  |
| -                  | -         | -          | -    | 7,418      | -       | -       | 7,418      | 東京都  |
| -                  | -         | -          | -    | 4,555,201  | 125,000 | -       | 4,430,201  | 神奈川県 |
| 603,715            | -         | 603,715    | -    | 49,809     | -       | -       | 49,809     | 新潟県  |
| -                  | -         | -          | -    | 61,522     | -       | -       | 61,522     | 富山県  |
| -                  | -         | -          | -    | 292,555    | -       | -       | 292,555    | 石川県  |
| 122,390            | 6,000     | 116,390    | -    | 33,518     | -       | -       | 33,518     | 福井県  |
| -                  | -         | -          | -    | -          | -       | -       | -          | 山梨県  |
| -                  | -         | -          | -    | -          | -       | -       | -          | 長野県  |
| 4,270              | -         | 4,270      | -    | -          | -       | -       | -          | 岐阜県  |
| 2,371,906          | 51,800    | 2,320,106  | -    | 10,120     | -       | -       | 10,120     | 静岡県  |
| 9,207,321          | 424,461   | 8,782,860  | -    | 430,544    | -       | -       | 430,544    | 愛知県  |
| 3,521,349          | 151,900   | 3,369,449  | -    | 6,414      | -       | -       | 6,414      | 三重県  |
| 893,179            | -         | 893,179    | -    | -          | -       | -       | -          | 滋賀県  |
| 176,483            | -         | 176,483    | -    | -          | -       | -       | -          | 京都府  |
| -                  | -         | -          | -    | 8,224,103  | 198,800 | -       | 8,025,303  | 大阪府  |
| 502,277            | -         | 502,277    | -    | 1,832,736  | 1,500   | -       | 1,831,236  | 兵庫県  |
| -                  | -         | -          | -    | -          | -       | -       | -          | 奈良県  |
| 656,106            | -         | 656,106    | -    | 241,519    | 15,600  | -       | 225,919    | 和歌山県 |
| 370,846            | -         | 370,846    | -    | -          | -       | -       | -          | 鳥取県  |
| 181,099            | -         | 181,099    | -    | 35,239     | -       | -       | 35,239     | 島根県  |
| 911,985            | -         | 911,985    | -    | 87,581     | -       | -       | 87,581     | 岡山県  |
| -                  | -         | -          | -    | 2,213,428  | -       | 532,798 | 1,680,630  | 広島県  |
| 3,134,608          | 111,600   | 3,023,008  | -    | 162,404    | -       | -       | 162,404    | 山口県  |
| 808,337            | 13,320    | 795,017    | -    | 5,337      | -       | -       | 5,337      | 徳島県  |
| -                  | -         | -          | -    | 292,882    | 7,800   | 285,082 | -          | 香川県  |
| 165,814            | -         | 165,814    | -    | 2,653      | -       | -       | 2,653      | 愛媛県  |
| 36,001             | -         | 36,001     | -    | -          | -       | -       | -          | 高知県  |
| 804,574            | 9,119     | 795,455    | -    | 1,333,429  | 49,000  | -       | 1,284,429  | 福岡県  |
| 109,181            | -         | 109,181    | -    | 281,020    | -       | -       | 281,020    | 佐賀県  |
| -                  | -         | -          | -    | 2,169,661  | -       | -       | 2,169,661  | 長崎県  |
| -                  | -         | -          | -    | 6,498      | -       | -       | 6,498      | 熊本県  |
| 264,322            | -         | 264,322    | -    | 3,004      | -       | -       | 3,004      | 大分県  |
| 92,692             | 7,581     | 85,111     | -    | 8,509      | -       | -       | 8,509      | 宮崎県  |
| 17,070             | -         | 17,070     | -    | 1,898      | -       | -       | 1,898      | 鹿児島県 |
| -                  | -         | -          | -    | -          | -       | -       | -          | 沖縄県  |
| 37,614,840         | 1,157,708 | 36,457,132 | -    | 24,654,347 | 397,700 | 834,525 | 23,422,122 | 合 計  |

### 3. 軌道

| 区分<br>都道府県名 | (1) 資金負担別投資実績 |         |           |           | (2) 投資主体別資金負担別投資実績 |        |       |      |
|-------------|---------------|---------|-----------|-----------|--------------------|--------|-------|------|
|             | 総投資額          | 資金負担区分  |           |           | 投資額                | 資金負担区分 |       |      |
|             |               | 国費      | 都道府県費     | 市町村費      |                    | 国費     | 都道府県費 | 市町村費 |
| 北海道         | 2,005,249     | 43,772  | -         | 1,961,477 | -                  | -      | -     | -    |
| 青森県         | -             | -       | -         | -         | -                  | -      | -     | -    |
| 岩手県         | -             | -       | -         | -         | -                  | -      | -     | -    |
| 宮城県         | -             | -       | -         | -         | -                  | -      | -     | -    |
| 秋田県         | -             | -       | -         | -         | -                  | -      | -     | -    |
| 山形県         | -             | -       | -         | -         | -                  | -      | -     | -    |
| 福島県         | -             | -       | -         | -         | -                  | -      | -     | -    |
| 茨城県         | -             | -       | -         | -         | -                  | -      | -     | -    |
| 栃木県         | -             | -       | -         | -         | -                  | -      | -     | -    |
| 群馬県         | -             | -       | -         | -         | -                  | -      | -     | -    |
| 埼玉県         | -             | -       | -         | -         | -                  | -      | -     | -    |
| 千葉県         | -             | -       | -         | -         | -                  | -      | -     | -    |
| 東京都         | 5,688,294     | -       | 5,688,294 | -         | -                  | -      | -     | -    |
| 神奈川県        | -             | -       | -         | -         | -                  | -      | -     | -    |
| 新潟県         | -             | -       | -         | -         | -                  | -      | -     | -    |
| 富山県         | -             | -       | -         | -         | -                  | -      | -     | -    |
| 石川県         | -             | -       | -         | -         | -                  | -      | -     | -    |
| 福井県         | -             | -       | -         | -         | -                  | -      | -     | -    |
| 山梨県         | -             | -       | -         | -         | -                  | -      | -     | -    |
| 長野県         | -             | -       | -         | -         | -                  | -      | -     | -    |
| 岐阜県         | -             | -       | -         | -         | -                  | -      | -     | -    |
| 静岡県         | -             | -       | -         | -         | -                  | -      | -     | -    |
| 愛知県         | -             | -       | -         | -         | -                  | -      | -     | -    |
| 三重県         | -             | -       | -         | -         | -                  | -      | -     | -    |
| 滋賀県         | -             | -       | -         | -         | -                  | -      | -     | -    |
| 京都府         | -             | -       | -         | -         | -                  | -      | -     | -    |
| 大阪府         | -             | -       | -         | -         | -                  | -      | -     | -    |
| 兵庫県         | -             | -       | -         | -         | -                  | -      | -     | -    |
| 奈良県         | -             | -       | -         | -         | -                  | -      | -     | -    |
| 和歌山県        | -             | -       | -         | -         | -                  | -      | -     | -    |
| 鳥取県         | -             | -       | -         | -         | -                  | -      | -     | -    |
| 島根県         | -             | -       | -         | -         | -                  | -      | -     | -    |
| 岡山県         | -             | -       | -         | -         | -                  | -      | -     | -    |
| 広島県         | -             | -       | -         | -         | -                  | -      | -     | -    |
| 山口県         | -             | -       | -         | -         | -                  | -      | -     | -    |
| 徳島県         | -             | -       | -         | -         | -                  | -      | -     | -    |
| 香川県         | -             | -       | -         | -         | -                  | -      | -     | -    |
| 愛媛県         | -             | -       | -         | -         | -                  | -      | -     | -    |
| 高知県         | -             | -       | -         | -         | -                  | -      | -     | -    |
| 福岡県         | -             | -       | -         | -         | -                  | -      | -     | -    |
| 佐賀県         | -             | -       | -         | -         | -                  | -      | -     | -    |
| 長崎県         | -             | -       | -         | -         | -                  | -      | -     | -    |
| 熊本県         | 1,443,649     | 262,910 | -         | 1,180,739 | -                  | -      | -     | -    |
| 大分県         | -             | -       | -         | -         | -                  | -      | -     | -    |
| 宮崎県         | -             | -       | -         | -         | -                  | -      | -     | -    |
| 鹿児島県        | 547,094       | -       | -         | 547,094   | -                  | -      | -     | -    |
| 沖縄県         | -             | -       | -         | -         | -                  | -      | -     | -    |
| 合計          | 9,684,286     | 306,682 | 5,688,294 | 3,689,310 | -                  | -      | -     | -    |

(単位：千円)

| (2) 投資主体別資金負担別投資実績 |        |           |      |           |         |       |           | 区 分  |
|--------------------|--------|-----------|------|-----------|---------|-------|-----------|------|
| 口 都道府県             |        |           |      | ハ 市町村     |         |       |           |      |
| 投資額                | 資金負担区分 |           |      | 投資額       | 資金負担区分  |       |           |      |
|                    | 国 費    | 都道府県費     | 市町村費 |           | 国 費     | 都道府県費 | 市町村費      |      |
| -                  | -      | -         | -    | 2,005,249 | 43,772  | -     | 1,961,477 | 北海道  |
| -                  | -      | -         | -    | -         | -       | -     | -         | 青森県  |
| -                  | -      | -         | -    | -         | -       | -     | -         | 岩手県  |
| -                  | -      | -         | -    | -         | -       | -     | -         | 宮城県  |
| -                  | -      | -         | -    | -         | -       | -     | -         | 秋田県  |
| -                  | -      | -         | -    | -         | -       | -     | -         | 山形県  |
| -                  | -      | -         | -    | -         | -       | -     | -         | 福島県  |
| -                  | -      | -         | -    | -         | -       | -     | -         | 茨城県  |
| -                  | -      | -         | -    | -         | -       | -     | -         | 栃木県  |
| -                  | -      | -         | -    | -         | -       | -     | -         | 群馬県  |
| -                  | -      | -         | -    | -         | -       | -     | -         | 埼玉県  |
| 5,688,294          | -      | 5,688,294 | -    | -         | -       | -     | -         | 千葉県  |
| -                  | -      | -         | -    | -         | -       | -     | -         | 東京都  |
| -                  | -      | -         | -    | -         | -       | -     | -         | 神奈川県 |
| -                  | -      | -         | -    | -         | -       | -     | -         | 新潟県  |
| -                  | -      | -         | -    | -         | -       | -     | -         | 富山県  |
| -                  | -      | -         | -    | -         | -       | -     | -         | 石川県  |
| -                  | -      | -         | -    | -         | -       | -     | -         | 福井県  |
| -                  | -      | -         | -    | -         | -       | -     | -         | 山梨県  |
| -                  | -      | -         | -    | -         | -       | -     | -         | 長野県  |
| -                  | -      | -         | -    | -         | -       | -     | -         | 岐阜県  |
| -                  | -      | -         | -    | -         | -       | -     | -         | 静岡県  |
| -                  | -      | -         | -    | -         | -       | -     | -         | 愛知県  |
| -                  | -      | -         | -    | -         | -       | -     | -         | 三重県  |
| -                  | -      | -         | -    | -         | -       | -     | -         | 滋賀県  |
| -                  | -      | -         | -    | -         | -       | -     | -         | 京都府  |
| -                  | -      | -         | -    | -         | -       | -     | -         | 大阪府  |
| -                  | -      | -         | -    | -         | -       | -     | -         | 兵庫県  |
| -                  | -      | -         | -    | -         | -       | -     | -         | 奈良県  |
| -                  | -      | -         | -    | -         | -       | -     | -         | 和歌山県 |
| -                  | -      | -         | -    | -         | -       | -     | -         | 鳥取県  |
| -                  | -      | -         | -    | -         | -       | -     | -         | 島根県  |
| -                  | -      | -         | -    | -         | -       | -     | -         | 岡山県  |
| -                  | -      | -         | -    | -         | -       | -     | -         | 広島県  |
| -                  | -      | -         | -    | -         | -       | -     | -         | 山口県  |
| -                  | -      | -         | -    | -         | -       | -     | -         | 徳島県  |
| -                  | -      | -         | -    | -         | -       | -     | -         | 香川県  |
| -                  | -      | -         | -    | -         | -       | -     | -         | 愛媛県  |
| -                  | -      | -         | -    | -         | -       | -     | -         | 高知県  |
| -                  | -      | -         | -    | -         | -       | -     | -         | 福岡県  |
| -                  | -      | -         | -    | -         | -       | -     | -         | 佐賀県  |
| -                  | -      | -         | -    | -         | -       | -     | -         | 長崎県  |
| -                  | -      | -         | -    | 1,443,649 | 262,910 | -     | 1,180,739 | 熊本県  |
| -                  | -      | -         | -    | -         | -       | -     | -         | 大分県  |
| -                  | -      | -         | -    | -         | -       | -     | -         | 宮崎県  |
| -                  | -      | -         | -    | 547,094   | -       | -     | 547,094   | 鹿児島県 |
| -                  | -      | -         | -    | -         | -       | -     | -         | 沖縄県  |
| 5,688,294          | -      | 5,688,294 | -    | 3,995,992 | 306,682 | -     | 3,689,310 | 合 計  |

#### 4. 自動車運送

| 区分<br>都道府県名 | (1) 資金負担別投資実績 |         |           |            | (2) 投資主体別資金負担別投資実績 |        |       |      |
|-------------|---------------|---------|-----------|------------|--------------------|--------|-------|------|
|             | 総投資額          | 資金負担区分  |           |            | 投資額                | 資金負担区分 |       |      |
|             |               | 国費      | 都道府県費     | 市町村費       |                    | 国費     | 都道府県費 | 市町村費 |
| 北海道         | -             | -       | -         | -          | -                  | -      | -     | -    |
| 青森県         | 413,683       | 7,700   | -         | 405,983    | -                  | -      | -     | -    |
| 岩手県         | -             | -       | -         | -          | -                  | -      | -     | -    |
| 宮城県         | 2,466,800     | -       | 7,600     | 2,459,200  | -                  | -      | -     | -    |
| 秋田県         | -             | -       | -         | -          | -                  | -      | -     | -    |
| 山形県         | -             | -       | -         | -          | -                  | -      | -     | -    |
| 福島県         | -             | -       | -         | -          | -                  | -      | -     | -    |
| 茨城県         | -             | -       | -         | -          | -                  | -      | -     | -    |
| 栃木県         | -             | -       | -         | -          | -                  | -      | -     | -    |
| 群馬県         | -             | -       | -         | -          | -                  | -      | -     | -    |
| 埼玉県         | -             | -       | -         | -          | -                  | -      | -     | -    |
| 千葉県         | -             | -       | -         | -          | -                  | -      | -     | -    |
| 東京都         | 5,484,656     | -       | 5,282,567 | 202,089    | -                  | -      | -     | -    |
| 神奈川県        | 3,331,126     | 23,100  | 9,822     | 3,298,204  | -                  | -      | -     | -    |
| 新潟県         | -             | -       | -         | -          | -                  | -      | -     | -    |
| 富山県         | -             | -       | -         | -          | -                  | -      | -     | -    |
| 石川県         | -             | -       | -         | -          | -                  | -      | -     | -    |
| 福井県         | -             | -       | -         | -          | -                  | -      | -     | -    |
| 山梨県         | -             | -       | -         | -          | -                  | -      | -     | -    |
| 長野県         | 37,725        | -       | -         | 37,725     | -                  | -      | -     | -    |
| 岐阜県         | -             | -       | -         | -          | -                  | -      | -     | -    |
| 静岡県         | -             | -       | -         | -          | -                  | -      | -     | -    |
| 愛知県         | 4,742,953     | 15,496  | 11,721    | 4,715,736  | -                  | -      | -     | -    |
| 三重県         | -             | -       | -         | -          | -                  | -      | -     | -    |
| 滋賀県         | -             | -       | -         | -          | -                  | -      | -     | -    |
| 京都府         | -             | -       | -         | -          | -                  | -      | -     | -    |
| 大阪府         | 588,734       | -       | -         | 588,734    | -                  | -      | -     | -    |
| 兵庫県         | 1,404,033     | -       | 5,516     | 1,398,517  | -                  | -      | -     | -    |
| 奈良県         | -             | -       | -         | -          | -                  | -      | -     | -    |
| 和歌山県        | -             | -       | -         | -          | -                  | -      | -     | -    |
| 鳥取県         | -             | -       | -         | -          | -                  | -      | -     | -    |
| 島根県         | 183,966       | -       | -         | 183,966    | -                  | -      | -     | -    |
| 岡山県         | -             | -       | -         | -          | -                  | -      | -     | -    |
| 広島県         | -             | -       | -         | -          | -                  | -      | -     | -    |
| 山口県         | 130,171       | -       | -         | 130,171    | -                  | -      | -     | -    |
| 徳島県         | 26,835        | -       | 180       | 26,655     | -                  | -      | -     | -    |
| 香川県         | -             | -       | -         | -          | -                  | -      | -     | -    |
| 愛媛県         | -             | -       | -         | -          | -                  | -      | -     | -    |
| 高知県         | -             | -       | -         | -          | -                  | -      | -     | -    |
| 福岡県         | 242,485       | 51,900  | 1,660     | 188,925    | -                  | -      | -     | -    |
| 佐賀県         | 168,680       | -       | 1,170     | 167,510    | -                  | -      | -     | -    |
| 長崎県         | 1,102,022     | 36,790  | 1,052,297 | 12,935     | -                  | -      | -     | -    |
| 熊本県         | -             | -       | -         | -          | -                  | -      | -     | -    |
| 大分県         | -             | -       | -         | -          | -                  | -      | -     | -    |
| 宮崎県         | -             | -       | -         | -          | -                  | -      | -     | -    |
| 鹿児島県        | 536,100       | 104,027 | 132       | 431,941    | -                  | -      | -     | -    |
| 沖縄県         | -             | -       | -         | -          | -                  | -      | -     | -    |
| 合計          | 20,859,969    | 239,013 | 6,372,665 | 14,248,291 | -                  | -      | -     | -    |

(単位：千円)

| (2) 投資主体別資金負担別投資実績 |        |           |        |            |         |         |            | 区 分  |
|--------------------|--------|-----------|--------|------------|---------|---------|------------|------|
| 口 都道府県             |        |           |        | ハ 市町村      |         |         |            |      |
| 投資額                | 資金負担区分 |           |        | 投資額        | 資金負担区分  |         |            |      |
|                    | 国 費    | 都道府県費     | 市町村費   |            | 国 費     | 都道府県費   | 市町村費       |      |
| -                  | -      | -         | -      | -          | -       | -       | -          | 北海道  |
| -                  | -      | -         | -      | 413,683    | 7,700   | -       | 405,983    | 青森県  |
| -                  | -      | -         | -      | -          | -       | -       | -          | 岩手県  |
| -                  | -      | -         | -      | 2,466,800  | -       | 7,600   | 2,459,200  | 宮城県  |
| -                  | -      | -         | -      | -          | -       | -       | -          | 秋田県  |
| -                  | -      | -         | -      | -          | -       | -       | -          | 山形県  |
| -                  | -      | -         | -      | -          | -       | -       | -          | 福島県  |
| -                  | -      | -         | -      | -          | -       | -       | -          | 茨城県  |
| -                  | -      | -         | -      | -          | -       | -       | -          | 栃木県  |
| -                  | -      | -         | -      | -          | -       | -       | -          | 群馬県  |
| -                  | -      | -         | -      | -          | -       | -       | -          | 埼玉県  |
| -                  | -      | -         | -      | -          | -       | -       | -          | 千葉県  |
| 5,182,299          | -      | 5,182,299 | -      | 302,357    | -       | 100,268 | 202,089    | 東京都  |
| -                  | -      | -         | -      | 3,331,126  | 23,100  | 9,822   | 3,298,204  | 神奈川県 |
| -                  | -      | -         | -      | -          | -       | -       | -          | 新潟県  |
| -                  | -      | -         | -      | -          | -       | -       | -          | 富山県  |
| -                  | -      | -         | -      | -          | -       | -       | -          | 石川県  |
| -                  | -      | -         | -      | -          | -       | -       | -          | 福井県  |
| -                  | -      | -         | -      | -          | -       | -       | -          | 山梨県  |
| -                  | -      | -         | -      | 37,725     | -       | -       | 37,725     | 長野県  |
| -                  | -      | -         | -      | -          | -       | -       | -          | 岐阜県  |
| -                  | -      | -         | -      | -          | -       | -       | -          | 静岡県  |
| -                  | -      | -         | -      | 4,742,953  | 15,496  | 11,721  | 4,715,736  | 愛知県  |
| -                  | -      | -         | -      | -          | -       | -       | -          | 三重県  |
| -                  | -      | -         | -      | -          | -       | -       | -          | 滋賀県  |
| -                  | -      | -         | -      | -          | -       | -       | -          | 京都府  |
| -                  | -      | -         | -      | 588,734    | -       | -       | 588,734    | 大阪府  |
| -                  | -      | -         | -      | 1,404,033  | -       | 5,516   | 1,398,517  | 兵庫県  |
| -                  | -      | -         | -      | -          | -       | -       | -          | 奈良県  |
| -                  | -      | -         | -      | -          | -       | -       | -          | 和歌山県 |
| -                  | -      | -         | -      | -          | -       | -       | -          | 鳥取県  |
| -                  | -      | -         | -      | 183,966    | -       | -       | 183,966    | 島根県  |
| -                  | -      | -         | -      | -          | -       | -       | -          | 岡山県  |
| -                  | -      | -         | -      | -          | -       | -       | -          | 広島県  |
| -                  | -      | -         | -      | 130,171    | -       | -       | 130,171    | 山口県  |
| -                  | -      | -         | -      | 26,835     | -       | 180     | 26,655     | 徳島県  |
| -                  | -      | -         | -      | -          | -       | -       | -          | 香川県  |
| -                  | -      | -         | -      | -          | -       | -       | -          | 愛媛県  |
| -                  | -      | -         | -      | -          | -       | -       | -          | 高知県  |
| -                  | -      | -         | -      | 242,485    | 51,900  | 1,660   | 188,925    | 福岡県  |
| -                  | -      | -         | -      | 168,680    | -       | 1,170   | 167,510    | 佐賀県  |
| 1,102,022          | 36,790 | 1,052,297 | 12,935 | -          | -       | -       | -          | 長崎県  |
| -                  | -      | -         | -      | -          | -       | -       | -          | 熊本県  |
| -                  | -      | -         | -      | -          | -       | -       | -          | 大分県  |
| -                  | -      | -         | -      | -          | -       | -       | -          | 宮崎県  |
| -                  | -      | -         | -      | 536,100    | 104,027 | 132     | 431,941    | 鹿児島県 |
| -                  | -      | -         | -      | -          | -       | -       | -          | 沖縄県  |
| 6,284,321          | 36,790 | 6,234,596 | 12,935 | 14,575,648 | 202,223 | 138,069 | 14,235,356 | 合 計  |

5. 地下鉄

| 区分<br>都道府県名 | (1) 資金負担別投資実績 |           |            |            | (2) 投資主体別資金負担別投資実績 |        |       |      |
|-------------|---------------|-----------|------------|------------|--------------------|--------|-------|------|
|             | 総投資額          | 資金負担区分    |            |            | 投資額                | 資金負担区分 |       |      |
|             |               | 国費        | 都道府県費      | 市町村費       |                    | 国費     | 都道府県費 | 市町村費 |
| 北海道         | 19,692,730    | 613,135   | -          | 19,079,595 | -                  | -      | -     | -    |
| 青森県         | -             | -         | -          | -          | -                  | -      | -     | -    |
| 岩手県         | -             | -         | -          | -          | -                  | -      | -     | -    |
| 宮城県         | 6,838,011     | 35,805    | -          | 6,802,206  | -                  | -      | -     | -    |
| 秋田県         | -             | -         | -          | -          | -                  | -      | -     | -    |
| 山形県         | -             | -         | -          | -          | -                  | -      | -     | -    |
| 福島県         | -             | -         | -          | -          | -                  | -      | -     | -    |
| 茨城県         | -             | -         | -          | -          | -                  | -      | -     | -    |
| 栃木県         | -             | -         | -          | -          | -                  | -      | -     | -    |
| 群馬県         | -             | -         | -          | -          | -                  | -      | -     | -    |
| 埼玉県         | -             | -         | -          | -          | -                  | -      | -     | -    |
| 千葉県         | -             | -         | -          | -          | -                  | -      | -     | -    |
| 東京都         | 67,895,098    | 1,567,730 | 66,327,368 | -          | -                  | -      | -     | -    |
| 神奈川県        | 21,488,259    | 201,047   | -          | 21,287,212 | -                  | -      | -     | -    |
| 新潟県         | -             | -         | -          | -          | -                  | -      | -     | -    |
| 富山県         | -             | -         | -          | -          | -                  | -      | -     | -    |
| 石川県         | -             | -         | -          | -          | -                  | -      | -     | -    |
| 福井県         | -             | -         | -          | -          | -                  | -      | -     | -    |
| 山梨県         | -             | -         | -          | -          | -                  | -      | -     | -    |
| 長野県         | -             | -         | -          | -          | -                  | -      | -     | -    |
| 岐阜県         | -             | -         | -          | -          | -                  | -      | -     | -    |
| 静岡県         | -             | -         | -          | -          | -                  | -      | -     | -    |
| 愛知県         | 18,034,945    | 391,713   | 30,000     | 17,613,232 | -                  | -      | -     | -    |
| 三重県         | -             | -         | -          | -          | -                  | -      | -     | -    |
| 滋賀県         | -             | -         | -          | -          | -                  | -      | -     | -    |
| 京都府         | 7,395,583     | 1,000     | -          | 7,394,583  | -                  | -      | -     | -    |
| 大阪府         | -             | -         | -          | -          | -                  | -      | -     | -    |
| 兵庫県         | 14,507,444    | 310,621   | -          | 14,196,823 | -                  | -      | -     | -    |
| 奈良県         | -             | -         | -          | -          | -                  | -      | -     | -    |
| 和歌山県        | -             | -         | -          | -          | -                  | -      | -     | -    |
| 鳥取県         | -             | -         | -          | -          | -                  | -      | -     | -    |
| 島根県         | -             | -         | -          | -          | -                  | -      | -     | -    |
| 岡山県         | -             | -         | -          | -          | -                  | -      | -     | -    |
| 広島県         | -             | -         | -          | -          | -                  | -      | -     | -    |
| 山口県         | -             | -         | -          | -          | -                  | -      | -     | -    |
| 徳島県         | -             | -         | -          | -          | -                  | -      | -     | -    |
| 香川県         | -             | -         | -          | -          | -                  | -      | -     | -    |
| 愛媛県         | -             | -         | -          | -          | -                  | -      | -     | -    |
| 高知県         | -             | -         | -          | -          | -                  | -      | -     | -    |
| 福岡県         | 9,144,872     | 1,532     | -          | 9,143,340  | -                  | -      | -     | -    |
| 佐賀県         | -             | -         | -          | -          | -                  | -      | -     | -    |
| 長崎県         | -             | -         | -          | -          | -                  | -      | -     | -    |
| 熊本県         | -             | -         | -          | -          | -                  | -      | -     | -    |
| 大分県         | -             | -         | -          | -          | -                  | -      | -     | -    |
| 宮崎県         | -             | -         | -          | -          | -                  | -      | -     | -    |
| 鹿児島県        | -             | -         | -          | -          | -                  | -      | -     | -    |
| 沖縄県         | -             | -         | -          | -          | -                  | -      | -     | -    |
| 合計          | 164,996,942   | 3,122,583 | 66,357,368 | 95,516,991 | -                  | -      | -     | -    |

(単位：千円)

| (2) 投資主体別資金負担別投資実績 |           |            |      |            |           |        |            | 区 分  |
|--------------------|-----------|------------|------|------------|-----------|--------|------------|------|
| 口 都道府県             |           |            |      | ハ 市町村      |           |        |            |      |
| 投資額                | 資金負担区分    |            |      | 投資額        | 資金負担区分    |        |            |      |
|                    | 国 費       | 都道府県費      | 市町村費 |            | 国 費       | 都道府県費  | 市町村費       |      |
| -                  | -         | -          | -    | 19,692,730 | 613,135   | -      | 19,079,595 | 北海道  |
| -                  | -         | -          | -    | -          | -         | -      | -          | 青森県  |
| -                  | -         | -          | -    | -          | -         | -      | -          | 岩手県  |
| -                  | -         | -          | -    | 6,838,011  | 35,805    | -      | 6,802,206  | 宮城県  |
| -                  | -         | -          | -    | -          | -         | -      | -          | 秋田県  |
| -                  | -         | -          | -    | -          | -         | -      | -          | 山形県  |
| -                  | -         | -          | -    | -          | -         | -      | -          | 福島県  |
| -                  | -         | -          | -    | -          | -         | -      | -          | 茨城県  |
| -                  | -         | -          | -    | -          | -         | -      | -          | 栃木県  |
| -                  | -         | -          | -    | -          | -         | -      | -          | 群馬県  |
| -                  | -         | -          | -    | -          | -         | -      | -          | 埼玉県  |
| -                  | -         | -          | -    | -          | -         | -      | -          | 千葉県  |
| 67,895,098         | 1,567,730 | 66,327,368 | -    | -          | -         | -      | -          | 東京都  |
| -                  | -         | -          | -    | 21,488,259 | 201,047   | -      | 21,287,212 | 神奈川県 |
| -                  | -         | -          | -    | -          | -         | -      | -          | 新潟県  |
| -                  | -         | -          | -    | -          | -         | -      | -          | 富山県  |
| -                  | -         | -          | -    | -          | -         | -      | -          | 石川県  |
| -                  | -         | -          | -    | -          | -         | -      | -          | 福井県  |
| -                  | -         | -          | -    | -          | -         | -      | -          | 山梨県  |
| -                  | -         | -          | -    | -          | -         | -      | -          | 長野県  |
| -                  | -         | -          | -    | -          | -         | -      | -          | 岐阜県  |
| -                  | -         | -          | -    | -          | -         | -      | -          | 静岡県  |
| -                  | -         | -          | -    | 18,034,945 | 391,713   | 30,000 | 17,613,232 | 愛知県  |
| -                  | -         | -          | -    | -          | -         | -      | -          | 三重県  |
| -                  | -         | -          | -    | -          | -         | -      | -          | 滋賀県  |
| -                  | -         | -          | -    | 7,395,583  | 1,000     | -      | 7,394,583  | 京都府  |
| -                  | -         | -          | -    | -          | -         | -      | -          | 大阪府  |
| -                  | -         | -          | -    | 14,507,444 | 310,621   | -      | 14,196,823 | 兵庫県  |
| -                  | -         | -          | -    | -          | -         | -      | -          | 奈良県  |
| -                  | -         | -          | -    | -          | -         | -      | -          | 和歌山県 |
| -                  | -         | -          | -    | -          | -         | -      | -          | 鳥取県  |
| -                  | -         | -          | -    | -          | -         | -      | -          | 島根県  |
| -                  | -         | -          | -    | -          | -         | -      | -          | 岡山県  |
| -                  | -         | -          | -    | -          | -         | -      | -          | 広島県  |
| -                  | -         | -          | -    | -          | -         | -      | -          | 山口県  |
| -                  | -         | -          | -    | -          | -         | -      | -          | 徳島県  |
| -                  | -         | -          | -    | -          | -         | -      | -          | 香川県  |
| -                  | -         | -          | -    | -          | -         | -      | -          | 愛媛県  |
| -                  | -         | -          | -    | -          | -         | -      | -          | 高知県  |
| -                  | -         | -          | -    | 9,144,872  | 1,532     | -      | 9,143,340  | 福岡県  |
| -                  | -         | -          | -    | -          | -         | -      | -          | 佐賀県  |
| -                  | -         | -          | -    | -          | -         | -      | -          | 長崎県  |
| -                  | -         | -          | -    | -          | -         | -      | -          | 熊本県  |
| -                  | -         | -          | -    | -          | -         | -      | -          | 大分県  |
| -                  | -         | -          | -    | -          | -         | -      | -          | 宮崎県  |
| -                  | -         | -          | -    | -          | -         | -      | -          | 鹿児島県 |
| -                  | -         | -          | -    | -          | -         | -      | -          | 沖縄県  |
| 67,895,098         | 1,567,730 | 66,327,368 | -    | 97,101,844 | 1,554,853 | 30,000 | 95,516,991 | 合 計  |

6. 船舶

| 区分<br>都道府県名 | (1) 資金負担別投資実績 |         |        |           | (2) 投資主体別資金負担別投資実績 |        |       |      |
|-------------|---------------|---------|--------|-----------|--------------------|--------|-------|------|
|             | 総投資額          | 資金負担区分  |        |           | 投資額                | 資金負担区分 |       |      |
|             |               | 国費      | 都道府県費  | 市町村費      |                    | 国費     | 都道府県費 | 市町村費 |
| 北海道         | -             | -       | -      | -         | -                  | -      | -     | -    |
| 青森県         | -             | -       | -      | -         | -                  | -      | -     | -    |
| 岩手県         | -             | -       | -      | -         | -                  | -      | -     | -    |
| 宮城県         | -             | -       | -      | -         | -                  | -      | -     | -    |
| 秋田県         | -             | -       | -      | -         | -                  | -      | -     | -    |
| 山形県         | 32,307        | -       | -      | 32,307    | -                  | -      | -     | -    |
| 福島県         | -             | -       | -      | -         | -                  | -      | -     | -    |
| 茨城県         | -             | -       | -      | -         | -                  | -      | -     | -    |
| 栃木県         | -             | -       | -      | -         | -                  | -      | -     | -    |
| 群馬県         | -             | -       | -      | -         | -                  | -      | -     | -    |
| 埼玉県         | -             | -       | -      | -         | -                  | -      | -     | -    |
| 千葉県         | -             | -       | -      | -         | -                  | -      | -     | -    |
| 東京都         | -             | -       | -      | -         | -                  | -      | -     | -    |
| 神奈川県        | -             | -       | -      | -         | -                  | -      | -     | -    |
| 新潟県         | -             | -       | -      | -         | -                  | -      | -     | -    |
| 富山県         | -             | -       | -      | -         | -                  | -      | -     | -    |
| 石川県         | -             | -       | -      | -         | -                  | -      | -     | -    |
| 福井県         | -             | -       | -      | -         | -                  | -      | -     | -    |
| 山梨県         | -             | -       | -      | -         | -                  | -      | -     | -    |
| 長野県         | -             | -       | -      | -         | -                  | -      | -     | -    |
| 岐阜県         | -             | -       | -      | -         | -                  | -      | -     | -    |
| 静岡県         | -             | -       | -      | -         | -                  | -      | -     | -    |
| 愛知県         | -             | -       | -      | -         | -                  | -      | -     | -    |
| 三重県         | 310,167       | 15,027  | 15,027 | 280,113   | -                  | -      | -     | -    |
| 滋賀県         | -             | -       | -      | -         | -                  | -      | -     | -    |
| 京都府         | -             | -       | -      | -         | -                  | -      | -     | -    |
| 大阪府         | -             | -       | -      | -         | -                  | -      | -     | -    |
| 兵庫県         | -             | -       | -      | -         | -                  | -      | -     | -    |
| 奈良県         | -             | -       | -      | -         | -                  | -      | -     | -    |
| 和歌山県        | -             | -       | -      | -         | -                  | -      | -     | -    |
| 鳥取県         | -             | -       | -      | -         | -                  | -      | -     | -    |
| 島根県         | -             | -       | -      | -         | -                  | -      | -     | -    |
| 岡山県         | -             | -       | -      | -         | -                  | -      | -     | -    |
| 広島県         | 471,687       | 11,091  | -      | 460,596   | -                  | -      | -     | -    |
| 山口県         | 247,760       | -       | -      | 247,760   | -                  | -      | -     | -    |
| 徳島県         | -             | -       | -      | -         | -                  | -      | -     | -    |
| 香川県         | -             | -       | -      | -         | -                  | -      | -     | -    |
| 愛媛県         | 104,648       | 13,161  | 7,917  | 83,570    | -                  | -      | -     | -    |
| 高知県         | 929           | 396     | 323    | 210       | -                  | -      | -     | -    |
| 福岡県         | 391,502       | -       | -      | 391,502   | -                  | -      | -     | -    |
| 佐賀県         | -             | -       | -      | -         | -                  | -      | -     | -    |
| 長崎県         | 111,127       | -       | -      | 111,127   | -                  | -      | -     | -    |
| 熊本県         | -             | -       | -      | -         | -                  | -      | -     | -    |
| 大分県         | 461,219       | 42,774  | -      | 418,445   | -                  | -      | -     | -    |
| 宮崎県         | -             | -       | -      | -         | -                  | -      | -     | -    |
| 鹿児島県        | 386,958       | -       | -      | 386,958   | -                  | -      | -     | -    |
| 沖縄県         | 1,281,179     | 530,144 | -      | 751,035   | -                  | -      | -     | -    |
| 合計          | 3,799,483     | 612,593 | 23,267 | 3,163,623 | -                  | -      | -     | -    |

(単位：千円)

| (2) 投資主体別資金負担別投資実績 |        |       |      |           |         |        |           | 区 分  |
|--------------------|--------|-------|------|-----------|---------|--------|-----------|------|
| 口 都道府県             |        |       |      | ハ 市町村     |         |        |           |      |
| 投資額                | 資金負担区分 |       |      | 投資額       | 資金負担区分  |        |           |      |
|                    | 国 費    | 都道府県費 | 市町村費 |           | 国 費     | 都道府県費  | 市町村費      |      |
| -                  | -      | -     | -    | -         | -       | -      | -         | 北海道  |
| -                  | -      | -     | -    | -         | -       | -      | -         | 青森県  |
| -                  | -      | -     | -    | -         | -       | -      | -         | 岩手県  |
| -                  | -      | -     | -    | -         | -       | -      | -         | 宮城県  |
| -                  | -      | -     | -    | -         | -       | -      | -         | 秋田県  |
| -                  | -      | -     | -    | 32,307    | -       | -      | 32,307    | 山形県  |
| -                  | -      | -     | -    | -         | -       | -      | -         | 福島県  |
| -                  | -      | -     | -    | -         | -       | -      | -         | 茨城県  |
| -                  | -      | -     | -    | -         | -       | -      | -         | 栃木県  |
| -                  | -      | -     | -    | -         | -       | -      | -         | 群馬県  |
| -                  | -      | -     | -    | -         | -       | -      | -         | 埼玉県  |
| -                  | -      | -     | -    | -         | -       | -      | -         | 千葉県  |
| -                  | -      | -     | -    | -         | -       | -      | -         | 東京都  |
| -                  | -      | -     | -    | -         | -       | -      | -         | 神奈川県 |
| -                  | -      | -     | -    | -         | -       | -      | -         | 新潟県  |
| -                  | -      | -     | -    | -         | -       | -      | -         | 富山県  |
| -                  | -      | -     | -    | -         | -       | -      | -         | 石川県  |
| -                  | -      | -     | -    | -         | -       | -      | -         | 福井県  |
| -                  | -      | -     | -    | -         | -       | -      | -         | 山梨県  |
| -                  | -      | -     | -    | -         | -       | -      | -         | 長野県  |
| -                  | -      | -     | -    | -         | -       | -      | -         | 岐阜県  |
| -                  | -      | -     | -    | -         | -       | -      | -         | 静岡県  |
| -                  | -      | -     | -    | -         | -       | -      | -         | 愛知県  |
| -                  | -      | -     | -    | 310,167   | 15,027  | 15,027 | 280,113   | 三重県  |
| -                  | -      | -     | -    | -         | -       | -      | -         | 滋賀県  |
| -                  | -      | -     | -    | -         | -       | -      | -         | 京都府  |
| -                  | -      | -     | -    | -         | -       | -      | -         | 大阪府  |
| -                  | -      | -     | -    | -         | -       | -      | -         | 兵庫県  |
| -                  | -      | -     | -    | -         | -       | -      | -         | 奈良県  |
| -                  | -      | -     | -    | -         | -       | -      | -         | 和歌山県 |
| -                  | -      | -     | -    | -         | -       | -      | -         | 鳥取県  |
| -                  | -      | -     | -    | -         | -       | -      | -         | 島根県  |
| -                  | -      | -     | -    | -         | -       | -      | -         | 岡山県  |
| -                  | -      | -     | -    | 471,687   | 11,091  | -      | 460,596   | 広島県  |
| -                  | -      | -     | -    | 247,760   | -       | -      | 247,760   | 山口県  |
| -                  | -      | -     | -    | -         | -       | -      | -         | 徳島県  |
| -                  | -      | -     | -    | -         | -       | -      | -         | 香川県  |
| -                  | -      | -     | -    | 104,648   | 13,161  | 7,917  | 83,570    | 愛媛県  |
| -                  | -      | -     | -    | 929       | 396     | 323    | 210       | 高知県  |
| -                  | -      | -     | -    | 391,502   | -       | -      | 391,502   | 福岡県  |
| -                  | -      | -     | -    | -         | -       | -      | -         | 佐賀県  |
| -                  | -      | -     | -    | 111,127   | -       | -      | 111,127   | 長崎県  |
| -                  | -      | -     | -    | -         | -       | -      | -         | 熊本県  |
| -                  | -      | -     | -    | 461,219   | 42,774  | -      | 418,445   | 大分県  |
| -                  | -      | -     | -    | -         | -       | -      | -         | 宮崎県  |
| -                  | -      | -     | -    | 386,958   | -       | -      | 386,958   | 鹿児島県 |
| -                  | -      | -     | -    | 1,281,179 | 530,144 | -      | 751,035   | 沖縄県  |
| -                  | -      | -     | -    | 3,799,483 | 612,593 | 23,267 | 3,163,623 | 合 計  |

7. 電気

| 区分<br>都道府県名 | (1) 資金負担別投資実績 |        |            |           | (2) 投資主体別資金負担別投資実績 |        |       |      |
|-------------|---------------|--------|------------|-----------|--------------------|--------|-------|------|
|             | 総投資額          | 資金負担区分 |            |           | 投資額                | 資金負担区分 |       |      |
|             |               | 国費     | 都道府県費      | 市町村費      |                    | 国費     | 都道府県費 | 市町村費 |
| 北海道         | 1,460,887     | -      | 1,456,976  | 3,911     | -                  | -      | -     |      |
| 青森県         | -             | -      | -          | -         | -                  | -      | -     |      |
| 岩手県         | 3,558,227     | -      | 3,546,134  | 12,093    | -                  | -      | -     |      |
| 宮城県         | -             | -      | -          | -         | -                  | -      | -     |      |
| 秋田県         | 3,174,378     | -      | 3,174,378  | -         | -                  | -      | -     |      |
| 山形県         | 1,455,397     | -      | 1,454,982  | 415       | -                  | -      | -     |      |
| 福島県         | -             | -      | -          | -         | -                  | -      | -     |      |
| 茨城県         | -             | -      | -          | -         | -                  | -      | -     |      |
| 栃木県         | 2,335,056     | -      | 2,335,056  | -         | -                  | -      | -     |      |
| 群馬県         | 3,840,081     | 1,453  | 3,560,510  | 278,118   | -                  | -      | -     |      |
| 埼玉県         | -             | -      | -          | -         | -                  | -      | -     |      |
| 千葉県         | 18,954        | -      | -          | 18,954    | -                  | -      | -     |      |
| 東京都         | 414,677       | -      | 414,677    | -         | -                  | -      | -     |      |
| 神奈川県        | 3,797,125     | -      | 2,349,375  | 1,447,750 | -                  | -      | -     |      |
| 新潟県         | 2,777,502     | -      | 2,777,502  | -         | -                  | -      | -     |      |
| 富山県         | 98,762        | -      | -          | 98,762    | -                  | -      | -     |      |
| 石川県         | 268           | -      | -          | 268       | -                  | -      | -     |      |
| 福井県         | -             | -      | -          | -         | -                  | -      | -     |      |
| 山梨県         | 3,409,963     | -      | 3,336,117  | 73,846    | -                  | -      | -     |      |
| 長野県         | 17,572,563    | -      | 17,374,035 | 198,528   | -                  | -      | -     |      |
| 岐阜県         | 2,936         | -      | -          | 2,936     | -                  | -      | -     |      |
| 静岡県         | -             | -      | -          | -         | -                  | -      | -     |      |
| 愛知県         | 1,621         | -      | -          | 1,621     | -                  | -      | -     |      |
| 三重県         | -             | -      | -          | -         | -                  | -      | -     |      |
| 滋賀県         | -             | -      | -          | -         | -                  | -      | -     |      |
| 京都府         | 57,729        | -      | 57,729     | -         | -                  | -      | -     |      |
| 大阪府         | -             | -      | -          | -         | -                  | -      | -     |      |
| 兵庫県         | 4,400         | -      | -          | 4,400     | -                  | -      | -     |      |
| 奈良県         | -             | -      | -          | -         | -                  | -      | -     |      |
| 和歌山県        | -             | -      | -          | -         | -                  | -      | -     |      |
| 鳥取県         | 1,086,303     | -      | 941,187    | 145,116   | -                  | -      | -     |      |
| 島根県         | 209,071       | -      | -          | 209,071   | -                  | -      | -     |      |
| 岡山県         | 676,888       | -      | 675,848    | 1,040     | -                  | -      | -     |      |
| 広島県         | 3,410         | -      | -          | 3,410     | -                  | -      | -     |      |
| 山口県         | 1,200,136     | -      | 1,195,983  | 4,153     | -                  | -      | -     |      |
| 徳島県         | 912           | -      | -          | 912       | -                  | -      | -     |      |
| 香川県         | -             | -      | -          | -         | -                  | -      | -     |      |
| 愛媛県         | 814,879       | -      | 811,898    | 2,981     | -                  | -      | -     |      |
| 高知県         | 905,174       | -      | 228,807    | 676,367   | -                  | -      | -     |      |
| 福岡県         | 226,600       | -      | 226,600    | -         | -                  | -      | -     |      |
| 佐賀県         | -             | -      | -          | -         | -                  | -      | -     |      |
| 長崎県         | -             | -      | -          | -         | -                  | -      | -     |      |
| 熊本県         | 389,613       | -      | 389,613    | -         | -                  | -      | -     |      |
| 大分県         | 3,705,057     | -      | 3,705,057  | -         | -                  | -      | -     |      |
| 宮崎県         | 3,323,076     | 999    | 3,315,438  | 6,639     | -                  | -      | -     |      |
| 鹿児島県        | -             | -      | -          | -         | -                  | -      | -     |      |
| 沖縄県         | -             | -      | -          | -         | -                  | -      | -     |      |
| 合計          | 56,521,645    | 2,452  | 53,327,902 | 3,191,291 | -                  | -      | -     |      |

(単位：千円)

| (2) 投資主体別資金負担別投資実績 |        |            |           |           |        |       |           | 区 分  |
|--------------------|--------|------------|-----------|-----------|--------|-------|-----------|------|
| 口 都道府県             |        |            |           | ハ 市町村     |        |       |           |      |
| 投資額                | 資金負担区分 |            |           | 投資額       | 資金負担区分 |       |           |      |
|                    | 国 費    | 都道府県費      | 市町村費      |           | 国 費    | 都道府県費 | 市町村費      |      |
| 1,456,976          | -      | 1,456,976  | -         | 3,911     | -      | -     | 3,911     | 北海道  |
| -                  | -      | -          | -         | -         | -      | -     | -         | 青森県  |
| 3,546,134          | -      | 3,546,134  | -         | 12,093    | -      | -     | 12,093    | 岩手県  |
| -                  | -      | -          | -         | -         | -      | -     | -         | 宮城県  |
| 3,174,378          | -      | 3,174,378  | -         | -         | -      | -     | -         | 秋田県  |
| 1,454,982          | -      | 1,454,982  | -         | 415       | -      | -     | 415       | 山形県  |
| -                  | -      | -          | -         | -         | -      | -     | -         | 福島県  |
| -                  | -      | -          | -         | -         | -      | -     | -         | 茨城県  |
| 2,335,056          | -      | 2,335,056  | -         | -         | -      | -     | -         | 栃木県  |
| 3,561,963          | 1,453  | 3,560,510  | -         | 278,118   | -      | -     | 278,118   | 群馬県  |
| -                  | -      | -          | -         | -         | -      | -     | -         | 埼玉県  |
| -                  | -      | -          | -         | 18,954    | -      | -     | 18,954    | 千葉県  |
| 414,677            | -      | 414,677    | -         | -         | -      | -     | -         | 東京都  |
| 3,785,243          | -      | 2,349,375  | 1,435,868 | 11,882    | -      | -     | 11,882    | 神奈川県 |
| 2,777,502          | -      | 2,777,502  | -         | -         | -      | -     | -         | 新潟県  |
| -                  | -      | -          | -         | 98,762    | -      | -     | 98,762    | 富山県  |
| -                  | -      | -          | -         | 268       | -      | -     | 268       | 石川県  |
| -                  | -      | -          | -         | -         | -      | -     | -         | 福井県  |
| 3,336,117          | -      | 3,336,117  | -         | 73,846    | -      | -     | 73,846    | 山梨県  |
| 17,374,035         | -      | 17,374,035 | -         | 198,528   | -      | -     | 198,528   | 長野県  |
| -                  | -      | -          | -         | 2,936     | -      | -     | 2,936     | 岐阜県  |
| -                  | -      | -          | -         | -         | -      | -     | -         | 静岡県  |
| -                  | -      | -          | -         | 1,621     | -      | -     | 1,621     | 愛知県  |
| -                  | -      | -          | -         | -         | -      | -     | -         | 三重県  |
| -                  | -      | -          | -         | -         | -      | -     | -         | 滋賀県  |
| 57,729             | -      | 57,729     | -         | -         | -      | -     | -         | 京都府  |
| -                  | -      | -          | -         | -         | -      | -     | -         | 大阪府  |
| -                  | -      | -          | -         | 4,400     | -      | -     | 4,400     | 兵庫県  |
| -                  | -      | -          | -         | -         | -      | -     | -         | 奈良県  |
| -                  | -      | -          | -         | -         | -      | -     | -         | 和歌山県 |
| 941,187            | -      | 941,187    | -         | 145,116   | -      | -     | 145,116   | 鳥取県  |
| -                  | -      | -          | -         | 209,071   | -      | -     | 209,071   | 島根県  |
| 675,848            | -      | 675,848    | -         | 1,040     | -      | -     | 1,040     | 岡山県  |
| -                  | -      | -          | -         | 3,410     | -      | -     | 3,410     | 広島県  |
| 1,195,983          | -      | 1,195,983  | -         | 4,153     | -      | -     | 4,153     | 山口県  |
| -                  | -      | -          | -         | 912       | -      | -     | 912       | 徳島県  |
| -                  | -      | -          | -         | -         | -      | -     | -         | 香川県  |
| 811,898            | -      | 811,898    | -         | 2,981     | -      | -     | 2,981     | 愛媛県  |
| 228,807            | -      | 228,807    | -         | 676,367   | -      | -     | 676,367   | 高知県  |
| 226,600            | -      | 226,600    | -         | -         | -      | -     | -         | 福岡県  |
| -                  | -      | -          | -         | -         | -      | -     | -         | 佐賀県  |
| -                  | -      | -          | -         | -         | -      | -     | -         | 長崎県  |
| 389,613            | -      | 389,613    | -         | -         | -      | -     | -         | 熊本県  |
| 3,705,057          | -      | 3,705,057  | -         | -         | -      | -     | -         | 大分県  |
| 3,316,437          | 999    | 3,315,438  | -         | 6,639     | -      | -     | 6,639     | 宮崎県  |
| -                  | -      | -          | -         | -         | -      | -     | -         | 鹿児島県 |
| -                  | -      | -          | -         | -         | -      | -     | -         | 沖縄県  |
| 54,766,222         | 2,452  | 53,327,902 | 1,435,868 | 1,755,423 | -      | -     | 1,755,423 | 合 計  |

8. ガス

| 区分<br>都道府県名 | (1) 資金負担別投資実績 |        |       |            | (2) 投資主体別資金負担別投資実績 |        |       |      |
|-------------|---------------|--------|-------|------------|--------------------|--------|-------|------|
|             | 総投資額          | 資金負担区分 |       |            | 投資額                | 資金負担区分 |       |      |
|             |               | 国費     | 都道府県費 | 市町村費       |                    | 国費     | 都道府県費 | 市町村費 |
| 北海道         | 46,296        | -      | -     | 46,296     | -                  | -      | -     | -    |
| 青森県         | -             | -      | -     | -          | -                  | -      | -     | -    |
| 岩手県         | -             | -      | -     | -          | -                  | -      | -     | -    |
| 宮城県         | 5,638,683     | -      | -     | 5,638,683  | -                  | -      | -     | -    |
| 秋田県         | 255,921       | -      | -     | 255,921    | -                  | -      | -     | -    |
| 山形県         | 140,220       | -      | -     | 140,220    | -                  | -      | -     | -    |
| 福島県         | -             | -      | -     | -          | -                  | -      | -     | -    |
| 茨城県         | -             | -      | -     | -          | -                  | -      | -     | -    |
| 栃木県         | -             | -      | -     | -          | -                  | -      | -     | -    |
| 群馬県         | -             | -      | -     | -          | -                  | -      | -     | -    |
| 埼玉県         | -             | -      | -     | -          | -                  | -      | -     | -    |
| 千葉県         | 1,710,968     | -      | -     | 1,710,968  | -                  | -      | -     | -    |
| 東京都         | -             | -      | -     | -          | -                  | -      | -     | -    |
| 神奈川県        | -             | -      | -     | -          | -                  | -      | -     | -    |
| 新潟県         | 1,746,979     | 192    | -     | 1,746,787  | -                  | -      | -     | -    |
| 富山県         | -             | -      | -     | -          | -                  | -      | -     | -    |
| 石川県         | -             | -      | -     | -          | -                  | -      | -     | -    |
| 福井県         | -             | -      | -     | -          | -                  | -      | -     | -    |
| 山梨県         | -             | -      | -     | -          | -                  | -      | -     | -    |
| 長野県         | -             | -      | -     | -          | -                  | -      | -     | -    |
| 岐阜県         | -             | -      | -     | -          | -                  | -      | -     | -    |
| 静岡県         | -             | -      | -     | -          | -                  | -      | -     | -    |
| 愛知県         | -             | -      | -     | -          | -                  | -      | -     | -    |
| 三重県         | -             | -      | -     | -          | -                  | -      | -     | -    |
| 滋賀県         | 1,253,433     | -      | -     | 1,253,433  | -                  | -      | -     | -    |
| 京都府         | -             | -      | -     | -          | -                  | -      | -     | -    |
| 大阪府         | -             | -      | -     | -          | -                  | -      | -     | -    |
| 兵庫県         | -             | -      | -     | -          | -                  | -      | -     | -    |
| 奈良県         | -             | -      | -     | -          | -                  | -      | -     | -    |
| 和歌山県        | -             | -      | -     | -          | -                  | -      | -     | -    |
| 鳥取県         | -             | -      | -     | -          | -                  | -      | -     | -    |
| 島根県         | 219,170       | -      | -     | 219,170    | -                  | -      | -     | -    |
| 岡山県         | -             | -      | -     | -          | -                  | -      | -     | -    |
| 広島県         | -             | -      | -     | -          | -                  | -      | -     | -    |
| 山口県         | -             | -      | -     | -          | -                  | -      | -     | -    |
| 徳島県         | -             | -      | -     | -          | -                  | -      | -     | -    |
| 香川県         | -             | -      | -     | -          | -                  | -      | -     | -    |
| 愛媛県         | -             | -      | -     | -          | -                  | -      | -     | -    |
| 高知県         | -             | -      | -     | -          | -                  | -      | -     | -    |
| 福岡県         | -             | -      | -     | -          | -                  | -      | -     | -    |
| 佐賀県         | -             | -      | -     | -          | -                  | -      | -     | -    |
| 長崎県         | -             | -      | -     | -          | -                  | -      | -     | -    |
| 熊本県         | -             | -      | -     | -          | -                  | -      | -     | -    |
| 大分県         | -             | -      | -     | -          | -                  | -      | -     | -    |
| 宮崎県         | -             | -      | -     | -          | -                  | -      | -     | -    |
| 鹿児島県        | -             | -      | -     | -          | -                  | -      | -     | -    |
| 沖縄県         | -             | -      | -     | -          | -                  | -      | -     | -    |
| 合計          | 11,011,670    | 192    | -     | 11,011,478 | -                  | -      | -     | -    |

(単位：千円)

| (2) 投資主体別資金負担別投資実績 |        |       |      |            |        |       |      | 区分         |      |
|--------------------|--------|-------|------|------------|--------|-------|------|------------|------|
| 都道府県               |        |       |      | 市町村        |        |       |      |            |      |
| 投資額                | 資金負担区分 |       |      | 投資額        | 資金負担区分 |       |      |            |      |
|                    | 国費     | 都道府県費 | 市町村費 |            | 国費     | 都道府県費 | 市町村費 |            |      |
| -                  | -      | -     | -    | 46,296     | -      | -     | -    | 46,296     | 北海道  |
| -                  | -      | -     | -    | -          | -      | -     | -    | -          | 青森県  |
| -                  | -      | -     | -    | -          | -      | -     | -    | -          | 岩手県  |
| -                  | -      | -     | -    | 5,638,683  | -      | -     | -    | 5,638,683  | 宮城県  |
| -                  | -      | -     | -    | 255,921    | -      | -     | -    | 255,921    | 秋田県  |
| -                  | -      | -     | -    | 140,220    | -      | -     | -    | 140,220    | 山形県  |
| -                  | -      | -     | -    | -          | -      | -     | -    | -          | 福島県  |
| -                  | -      | -     | -    | -          | -      | -     | -    | -          | 茨城県  |
| -                  | -      | -     | -    | -          | -      | -     | -    | -          | 栃木県  |
| -                  | -      | -     | -    | -          | -      | -     | -    | -          | 群馬県  |
| -                  | -      | -     | -    | -          | -      | -     | -    | -          | 埼玉県  |
| -                  | -      | -     | -    | 1,710,968  | -      | -     | -    | 1,710,968  | 千葉県  |
| -                  | -      | -     | -    | -          | -      | -     | -    | -          | 東京都  |
| -                  | -      | -     | -    | -          | -      | -     | -    | -          | 神奈川県 |
| -                  | -      | -     | -    | 1,746,979  | 192    | -     | -    | 1,746,787  | 新潟県  |
| -                  | -      | -     | -    | -          | -      | -     | -    | -          | 富山県  |
| -                  | -      | -     | -    | -          | -      | -     | -    | -          | 石川県  |
| -                  | -      | -     | -    | -          | -      | -     | -    | -          | 福井県  |
| -                  | -      | -     | -    | -          | -      | -     | -    | -          | 山梨県  |
| -                  | -      | -     | -    | -          | -      | -     | -    | -          | 長野県  |
| -                  | -      | -     | -    | -          | -      | -     | -    | -          | 岐阜県  |
| -                  | -      | -     | -    | -          | -      | -     | -    | -          | 静岡県  |
| -                  | -      | -     | -    | -          | -      | -     | -    | -          | 愛知県  |
| -                  | -      | -     | -    | -          | -      | -     | -    | -          | 三重県  |
| -                  | -      | -     | -    | 1,253,433  | -      | -     | -    | 1,253,433  | 滋賀県  |
| -                  | -      | -     | -    | -          | -      | -     | -    | -          | 京都府  |
| -                  | -      | -     | -    | -          | -      | -     | -    | -          | 大阪府  |
| -                  | -      | -     | -    | -          | -      | -     | -    | -          | 兵庫県  |
| -                  | -      | -     | -    | -          | -      | -     | -    | -          | 奈良県  |
| -                  | -      | -     | -    | -          | -      | -     | -    | -          | 和歌山県 |
| -                  | -      | -     | -    | -          | -      | -     | -    | -          | 鳥取県  |
| -                  | -      | -     | -    | 219,170    | -      | -     | -    | 219,170    | 島根県  |
| -                  | -      | -     | -    | -          | -      | -     | -    | -          | 岡山県  |
| -                  | -      | -     | -    | -          | -      | -     | -    | -          | 広島県  |
| -                  | -      | -     | -    | -          | -      | -     | -    | -          | 山口県  |
| -                  | -      | -     | -    | -          | -      | -     | -    | -          | 徳島県  |
| -                  | -      | -     | -    | -          | -      | -     | -    | -          | 香川県  |
| -                  | -      | -     | -    | -          | -      | -     | -    | -          | 愛媛県  |
| -                  | -      | -     | -    | -          | -      | -     | -    | -          | 高知県  |
| -                  | -      | -     | -    | -          | -      | -     | -    | -          | 福岡県  |
| -                  | -      | -     | -    | -          | -      | -     | -    | -          | 佐賀県  |
| -                  | -      | -     | -    | -          | -      | -     | -    | -          | 長崎県  |
| -                  | -      | -     | -    | -          | -      | -     | -    | -          | 熊本県  |
| -                  | -      | -     | -    | -          | -      | -     | -    | -          | 大分県  |
| -                  | -      | -     | -    | -          | -      | -     | -    | -          | 宮崎県  |
| -                  | -      | -     | -    | -          | -      | -     | -    | -          | 鹿児島県 |
| -                  | -      | -     | -    | -          | -      | -     | -    | -          | 沖縄県  |
| -                  | -      | -     | -    | 11,011,670 | 192    | -     | -    | 11,011,478 | 合計   |

## 9. 港湾整備

| 区分<br>都道府県名 | (1) 資金負担別投資実績 |        |            |            | (2) 投資主体別資金負担別投資実績 |        |       |      |
|-------------|---------------|--------|------------|------------|--------------------|--------|-------|------|
|             | 総投資額          | 資金負担区分 |            |            | 投資額                | 資金負担区分 |       |      |
|             |               | 国費     | 都道府県費      | 市町村費       |                    | 国費     | 都道府県費 | 市町村費 |
| 北海道         | 3,809,072     | -      | 1,997,881  | 1,811,191  | -                  | -      | -     | -    |
| 青森県         | 284,347       | -      | 284,347    | -          | -                  | -      | -     | -    |
| 岩手県         | -             | -      | -          | -          | -                  | -      | -     | -    |
| 宮城県         | 6,706,929     | -      | 6,706,929  | -          | -                  | -      | -     | -    |
| 秋田県         | -             | -      | -          | -          | -                  | -      | -     | -    |
| 山形県         | 20,759        | -      | 20,759     | -          | -                  | -      | -     | -    |
| 福島県         | -             | -      | -          | -          | -                  | -      | -     | -    |
| 茨城県         | 3,566,300     | -      | 3,566,300  | -          | -                  | -      | -     | -    |
| 栃木県         | -             | -      | -          | -          | -                  | -      | -     | -    |
| 群馬県         | -             | -      | -          | -          | -                  | -      | -     | -    |
| 埼玉県         | -             | -      | -          | -          | -                  | -      | -     | -    |
| 千葉県         | -             | -      | -          | -          | -                  | -      | -     | -    |
| 東京都         | 1,829,229     | -      | 1,829,229  | -          | -                  | -      | -     | -    |
| 神奈川県        | 15,032,492    | -      | -          | 15,032,492 | -                  | -      | -     | -    |
| 新潟県         | -             | -      | -          | -          | -                  | -      | -     | -    |
| 富山県         | 1,278,894     | -      | 1,278,894  | -          | -                  | -      | -     | -    |
| 石川県         | -             | -      | -          | -          | -                  | -      | -     | -    |
| 福井県         | 3,678         | -      | -          | 3,678      | -                  | -      | -     | -    |
| 山梨県         | -             | -      | -          | -          | -                  | -      | -     | -    |
| 長野県         | -             | -      | -          | -          | -                  | -      | -     | -    |
| 岐阜県         | -             | -      | -          | -          | -                  | -      | -     | -    |
| 静岡県         | -             | -      | -          | -          | -                  | -      | -     | -    |
| 愛知県         | 5,082,872     | -      | 5,082,872  | -          | -                  | -      | -     | -    |
| 三重県         | 1,981,685     | -      | -          | 1,981,685  | -                  | -      | -     | -    |
| 滋賀県         | -             | -      | -          | -          | -                  | -      | -     | -    |
| 京都府         | 4,463         | -      | 3,813      | 650        | -                  | -      | -     | -    |
| 大阪府         | 2,917,909     | -      | 884,863    | 2,033,046  | -                  | -      | -     | -    |
| 兵庫県         | 489,819       | 16,485 | 29,600     | 443,734    | -                  | -      | -     | -    |
| 奈良県         | -             | -      | -          | -          | -                  | -      | -     | -    |
| 和歌山県        | 12,255        | -      | -          | 12,255     | -                  | -      | -     | -    |
| 鳥取県         | 1,054,103     | -      | 1,054,103  | -          | -                  | -      | -     | -    |
| 島根県         | 244,222       | -      | 244,222    | -          | -                  | -      | -     | -    |
| 岡山県         | -             | -      | -          | -          | -                  | -      | -     | -    |
| 広島県         | 77,288        | -      | -          | 77,288     | -                  | -      | -     | -    |
| 山口県         | 2,314,444     | -      | 1,840,313  | 474,131    | -                  | -      | -     | -    |
| 徳島県         | 160,972       | -      | 160,972    | -          | -                  | -      | -     | -    |
| 香川県         | 6,465         | -      | -          | 6,465      | -                  | -      | -     | -    |
| 愛媛県         | 498,521       | -      | -          | 498,521    | -                  | -      | -     | -    |
| 高知県         | 21,151        | -      | 21,151     | -          | -                  | -      | -     | -    |
| 福岡県         | 3,284,405     | -      | 1,853,950  | 1,430,455  | -                  | -      | -     | -    |
| 佐賀県         | -             | -      | -          | -          | -                  | -      | -     | -    |
| 長崎県         | 195,624       | -      | 195,210    | 414        | -                  | -      | -     | -    |
| 熊本県         | 295,631       | -      | 295,631    | -          | -                  | -      | -     | -    |
| 大分県         | 4,140,237     | -      | 4,140,237  | -          | -                  | -      | -     | -    |
| 宮崎県         | -             | -      | -          | -          | -                  | -      | -     | -    |
| 鹿児島県        | -             | -      | -          | -          | -                  | -      | -     | -    |
| 沖縄県         | 1,264,101     | 3,755  | 312,381    | 947,965    | -                  | -      | -     | -    |
| 合計          | 56,577,867    | 20,240 | 31,803,657 | 24,753,970 | -                  | -      | -     | -    |

(単位：千円)

| (2) 投資主体別資金負担別投資実績 |        |            |      |            |        |           |            | 区分   |
|--------------------|--------|------------|------|------------|--------|-----------|------------|------|
| 都道府県               |        |            |      | 市町村        |        |           |            |      |
| 投資額                | 資金負担区分 |            |      | 投資額        | 資金負担区分 |           |            |      |
|                    | 国費     | 都道府県費      | 市町村費 |            | 国費     | 都道府県費     | 市町村費       |      |
| -                  | -      | -          | -    | 3,809,072  | -      | 1,997,881 | 1,811,191  | 北海道  |
| 284,347            | -      | 284,347    | -    | -          | -      | -         | -          | 青森県  |
| -                  | -      | -          | -    | -          | -      | -         | -          | 岩手県  |
| 6,706,929          | -      | 6,706,929  | -    | -          | -      | -         | -          | 宮城県  |
| -                  | -      | -          | -    | -          | -      | -         | -          | 秋田県  |
| 20,759             | -      | 20,759     | -    | -          | -      | -         | -          | 山形県  |
| -                  | -      | -          | -    | -          | -      | -         | -          | 福島県  |
| 3,566,300          | -      | 3,566,300  | -    | -          | -      | -         | -          | 茨城県  |
| -                  | -      | -          | -    | -          | -      | -         | -          | 栃木県  |
| -                  | -      | -          | -    | -          | -      | -         | -          | 群馬県  |
| -                  | -      | -          | -    | -          | -      | -         | -          | 埼玉県  |
| -                  | -      | -          | -    | -          | -      | -         | -          | 千葉県  |
| 1,829,229          | -      | 1,829,229  | -    | -          | -      | -         | -          | 東京都  |
| -                  | -      | -          | -    | 15,032,492 | -      | -         | 15,032,492 | 神奈川県 |
| -                  | -      | -          | -    | -          | -      | -         | -          | 新潟県  |
| 1,278,894          | -      | 1,278,894  | -    | -          | -      | -         | -          | 富山県  |
| -                  | -      | -          | -    | -          | -      | -         | -          | 石川県  |
| -                  | -      | -          | -    | 3,678      | -      | -         | 3,678      | 福井県  |
| -                  | -      | -          | -    | -          | -      | -         | -          | 山梨県  |
| -                  | -      | -          | -    | -          | -      | -         | -          | 長野県  |
| -                  | -      | -          | -    | -          | -      | -         | -          | 岐阜県  |
| -                  | -      | -          | -    | -          | -      | -         | -          | 静岡県  |
| 2,890,790          | -      | 2,890,790  | -    | 2,192,082  | -      | 2,192,082 | -          | 愛知県  |
| -                  | -      | -          | -    | 1,981,685  | -      | -         | 1,981,685  | 三重県  |
| -                  | -      | -          | -    | -          | -      | -         | -          | 滋賀県  |
| 3,813              | -      | 3,813      | -    | 650        | -      | -         | 650        | 京都府  |
| 884,863            | -      | 884,863    | -    | 2,033,046  | -      | -         | 2,033,046  | 大阪府  |
| 29,600             | -      | 29,600     | -    | 460,219    | 16,485 | -         | 443,734    | 兵庫県  |
| -                  | -      | -          | -    | -          | -      | -         | -          | 奈良県  |
| -                  | -      | -          | -    | 12,255     | -      | -         | 12,255     | 和歌山県 |
| -                  | -      | -          | -    | 1,054,103  | -      | 1,054,103 | -          | 鳥取県  |
| 244,222            | -      | 244,222    | -    | -          | -      | -         | -          | 島根県  |
| -                  | -      | -          | -    | -          | -      | -         | -          | 岡山県  |
| -                  | -      | -          | -    | 77,288     | -      | -         | 77,288     | 広島県  |
| 1,840,313          | -      | 1,840,313  | -    | 474,131    | -      | -         | 474,131    | 山口県  |
| 160,972            | -      | 160,972    | -    | -          | -      | -         | -          | 徳島県  |
| -                  | -      | -          | -    | 6,465      | -      | -         | 6,465      | 香川県  |
| -                  | -      | -          | -    | 498,521    | -      | -         | 498,521    | 愛媛県  |
| 21,151             | -      | 21,151     | -    | -          | -      | -         | -          | 高知県  |
| 1,853,950          | -      | 1,853,950  | -    | 1,430,455  | -      | -         | 1,430,455  | 福岡県  |
| -                  | -      | -          | -    | -          | -      | -         | -          | 佐賀県  |
| 195,210            | -      | 195,210    | -    | 414        | -      | -         | 414        | 長崎県  |
| 295,631            | -      | 295,631    | -    | -          | -      | -         | -          | 熊本県  |
| 4,140,237          | -      | 4,140,237  | -    | -          | -      | -         | -          | 大分県  |
| -                  | -      | -          | -    | -          | -      | -         | -          | 宮崎県  |
| -                  | -      | -          | -    | -          | -      | -         | -          | 鹿児島県 |
| -                  | -      | -          | -    | 1,264,101  | 3,755  | 312,381   | 947,965    | 沖縄県  |
| 26,247,210         | -      | 26,247,210 | -    | 30,330,657 | 20,240 | 5,556,447 | 24,753,970 | 合計   |

10. 病院

| 区分<br>都道府県名 | (1) 資金負担別投資実績 |           |             |             | (2) 投資主体別資金負担別投資実績 |        |       |      |
|-------------|---------------|-----------|-------------|-------------|--------------------|--------|-------|------|
|             | 総投資額          | 資金負担区分    |             |             | 投資額                | 資金負担区分 |       |      |
|             |               | 国費        | 都道府県費       | 市町村費        |                    | 国費     | 都道府県費 | 市町村費 |
| 北海道         | 27,505,838    | 2,295,870 | 1,727,961   | 23,482,007  | -                  | -      | -     | -    |
| 青森県         | 8,240,035     | 66,305    | 3,297,414   | 4,876,316   | -                  | -      | -     | -    |
| 岩手県         | 7,701,163     | 97,556    | 7,190,517   | 413,090     | -                  | -      | -     | -    |
| 宮城県         | 4,906,077     | 141,540   | 32,041      | 4,732,496   | -                  | -      | -     | -    |
| 秋田県         | 2,137,983     | 22,704    | 56,116      | 2,059,163   | -                  | -      | -     | -    |
| 山形県         | 18,211,701    | 546,799   | 5,530,525   | 12,134,377  | -                  | -      | -     | -    |
| 福島県         | 7,942,724     | 129,704   | 1,980,003   | 5,833,017   | -                  | -      | -     | -    |
| 茨城県         | 893,307       | 4,125     | 344,584     | 544,598     | -                  | -      | -     | -    |
| 栃木県         | 358,651       | -         | -           | 358,651     | -                  | -      | -     | -    |
| 群馬県         | 5,152,441     | 2,050     | 2,449,487   | 2,700,904   | -                  | -      | -     | -    |
| 埼玉県         | 6,564,745     | 42,750    | 404,374     | 6,117,621   | -                  | -      | -     | -    |
| 千葉県         | 5,665,477     | 2,750     | 5,237       | 5,657,490   | -                  | -      | -     | -    |
| 東京都         | 15,575,134    | 159,902   | 126,184     | 15,289,048  | -                  | -      | -     | -    |
| 神奈川県        | 22,382,148    | 184,200   | 968         | 22,196,980  | -                  | -      | -     | -    |
| 新潟県         | 38,360,937    | 11,277    | 34,384,168  | 3,965,492   | -                  | -      | -     | -    |
| 富山県         | 6,758,376     | 261,048   | 1,057,463   | 5,439,865   | -                  | -      | -     | -    |
| 石川県         | 4,864,307     | 73,085    | 104,616     | 4,686,606   | -                  | -      | -     | -    |
| 福井県         | 3,892,869     | 1,980     | 2,751,371   | 1,139,518   | -                  | -      | -     | -    |
| 山梨県         | 2,218,473     | 112,152   | -           | 2,106,321   | -                  | -      | -     | -    |
| 長野県         | 6,057,958     | 56,322    | 12,715      | 5,988,921   | -                  | -      | -     | -    |
| 岐阜県         | 7,889,035     | 31,143    | 165,706     | 7,692,186   | -                  | -      | -     | -    |
| 静岡県         | 23,533,955    | 3,269,712 | 419,609     | 19,844,634  | -                  | -      | -     | -    |
| 愛知県         | 26,263,589    | 3,002     | 2,039,704   | 24,220,883  | -                  | -      | -     | -    |
| 三重県         | 4,095,132     | 2,287     | 419,661     | 3,673,184   | -                  | -      | -     | -    |
| 滋賀県         | 6,852,472     | 165,657   | 3,211,201   | 3,475,614   | -                  | -      | -     | -    |
| 京都府         | 4,683,958     | 31,362    | 379,861     | 4,272,735   | -                  | -      | -     | -    |
| 大阪府         | 9,957,680     | 27,819    | 657,060     | 9,272,801   | -                  | -      | -     | -    |
| 兵庫県         | 20,168,912    | 957,384   | 11,937,509  | 7,274,019   | -                  | -      | -     | -    |
| 奈良県         | 569,306       | -         | 905         | 568,401     | -                  | -      | -     | -    |
| 和歌山県        | 4,274,443     | 18,975    | 142,745     | 4,112,723   | -                  | -      | -     | -    |
| 鳥取県         | 1,823,531     | 1,113     | 1,091,237   | 731,181     | -                  | -      | -     | -    |
| 島根県         | 5,915,467     | 77,166    | 1,578,332   | 4,259,969   | -                  | -      | -     | -    |
| 岡山県         | 1,945,236     | 111,672   | -           | 1,833,564   | -                  | -      | -     | -    |
| 広島県         | 5,443,176     | 41,302    | 2,008       | 5,399,866   | -                  | -      | -     | -    |
| 山口県         | 2,214,821     | 10,917    | 830         | 2,203,074   | -                  | -      | -     | -    |
| 徳島県         | 2,785,066     | 44,727    | 1,190,001   | 1,550,338   | -                  | -      | -     | -    |
| 香川県         | 3,822,917     | 15,381    | 1,421,518   | 2,386,018   | -                  | -      | -     | -    |
| 愛媛県         | 2,603,898     | 110,017   | 8,124       | 2,485,757   | -                  | -      | -     | -    |
| 高知県         | 1,503,348     | 17,600    | 60,266      | 1,425,482   | -                  | -      | -     | -    |
| 福岡県         | 760,584       | -         | -           | 760,584     | -                  | -      | -     | -    |
| 佐賀県         | 1,234,892     | 4,856     | 5,665       | 1,224,371   | -                  | -      | -     | -    |
| 長崎県         | 2,725,286     | 902       | 2,409,387   | 314,997     | -                  | -      | -     | -    |
| 熊本県         | 9,139,731     | 116,678   | 153,918     | 8,869,135   | -                  | -      | -     | -    |
| 大分県         | 4,641,289     | 48,450    | 2,605,003   | 1,987,836   | -                  | -      | -     | -    |
| 宮崎県         | 345,447       | 7,260     | 4,667       | 333,520     | -                  | -      | -     | -    |
| 鹿児島県        | 14,118,827    | 146,716   | 6,584,288   | 7,387,823   | -                  | -      | -     | -    |
| 沖縄県         | 4,112,336     | 97,031    | 4,011,237   | 4,068       | -                  | -      | -     | -    |
| 合計          | 368,814,678   | 9,571,248 | 101,956,186 | 257,287,244 | -                  | -      | -     | -    |

(単位：千円)

| (2) 投資主体別資金負担別投資実績 |           |            |      |             |           |           |             |      | 区 分 |
|--------------------|-----------|------------|------|-------------|-----------|-----------|-------------|------|-----|
| 口 都道府県             |           |            |      | ハ 市 町 村     |           |           |             |      |     |
| 投資額                | 資金負担区分    |            |      | 投資額         | 資金負担区分    |           |             |      |     |
|                    | 国 費       | 都道府県費      | 市町村費 |             | 国 費       | 都道府県費     | 市町村費        |      |     |
| 1,058,553          | -         | 1,058,553  | -    | 26,447,285  | 2,295,870 | 669,408   | 23,482,007  | 北海道  |     |
| 3,282,266          | -         | 3,282,266  | -    | 4,957,769   | 66,305    | 15,148    | 4,876,316   | 青森県  |     |
| 7,220,559          | 84,479    | 7,136,080  | -    | 480,604     | 13,077    | 54,437    | 413,090     | 岩手県  |     |
| -                  | -         | -          | -    | 4,906,077   | 141,540   | 32,041    | 4,732,496   | 宮城県  |     |
| -                  | -         | -          | -    | 2,137,983   | 22,704    | 56,116    | 2,059,163   | 秋田県  |     |
| 5,202,393          | 368,366   | 4,834,027  | -    | 13,009,308  | 178,433   | 696,498   | 12,134,377  | 山形県  |     |
| 2,019,156          | 66,658    | 1,952,498  | -    | 5,923,568   | 63,046    | 27,505    | 5,833,017   | 福島県  |     |
| 344,584            | -         | 344,584    | -    | 548,723     | 4,125     | -         | 544,598     | 茨城県  |     |
| -                  | -         | -          | -    | 358,651     | -         | -         | 358,651     | 栃木県  |     |
| 2,438,057          | -         | 2,438,057  | -    | 2,714,384   | 2,050     | 11,430    | 2,700,904   | 群馬県  |     |
| 361,095            | -         | 361,095    | -    | 6,203,650   | 42,750    | 43,279    | 6,117,621   | 埼玉県  |     |
| -                  | -         | -          | -    | 5,665,477   | 2,750     | 5,237     | 5,657,490   | 千葉県  |     |
| -                  | -         | -          | -    | 15,575,134  | 159,902   | 126,184   | 15,289,048  | 東京都  |     |
| -                  | -         | -          | -    | 22,382,148  | 184,200   | 968       | 22,196,980  | 神奈川県 |     |
| 34,350,045         | 8,527     | 34,341,518 | -    | 4,010,892   | 2,750     | 42,650    | 3,965,492   | 新潟県  |     |
| 1,081,916          | 33,858    | 1,048,058  | -    | 5,676,460   | 227,190   | 9,405     | 5,439,865   | 富山県  |     |
| -                  | -         | -          | -    | 4,864,307   | 73,085    | 104,616   | 4,686,606   | 石川県  |     |
| 2,488,012          | -         | 2,488,012  | -    | 1,404,857   | 1,980     | 263,359   | 1,139,518   | 福井県  |     |
| -                  | -         | -          | -    | 2,218,473   | 112,152   | -         | 2,106,321   | 山梨県  |     |
| -                  | -         | -          | -    | 6,057,958   | 56,322    | 12,715    | 5,988,921   | 長野県  |     |
| -                  | -         | -          | -    | 7,889,035   | 31,143    | 165,706   | 7,692,186   | 岐阜県  |     |
| 3,643,471          | 3,232,797 | 410,674    | -    | 19,890,484  | 36,915    | 8,935     | 19,844,634  | 静岡県  |     |
| 2,009,537          | -         | 2,009,537  | -    | 24,254,052  | 3,002     | 30,167    | 24,220,883  | 愛知県  |     |
| 417,306            | -         | 417,306    | -    | 3,677,826   | 2,287     | 2,355     | 3,673,184   | 三重県  |     |
| 3,205,658          | -         | 3,205,658  | -    | 3,646,814   | 165,657   | 5,543     | 3,475,614   | 滋賀県  |     |
| 298,693            | -         | 298,693    | -    | 4,385,265   | 31,362    | 81,168    | 4,272,735   | 京都府  |     |
| -                  | -         | -          | -    | 9,957,680   | 27,819    | 657,060   | 9,272,801   | 大阪府  |     |
| 12,894,893         | 957,384   | 11,937,509 | -    | 7,274,019   | -         | -         | 7,274,019   | 兵庫県  |     |
| -                  | -         | -          | -    | 569,306     | -         | 905       | 568,401     | 奈良県  |     |
| -                  | -         | -          | -    | 4,274,443   | 18,975    | 142,745   | 4,112,723   | 和歌山県 |     |
| 1,034,235          | -         | 1,034,235  | -    | 789,296     | 1,113     | 57,002    | 731,181     | 鳥取県  |     |
| 1,586,575          | 15,070    | 1,571,505  | -    | 4,328,892   | 62,096    | 6,827     | 4,259,969   | 島根県  |     |
| -                  | -         | -          | -    | 1,945,236   | 111,672   | -         | 1,833,564   | 岡山県  |     |
| -                  | -         | -          | -    | 5,443,176   | 41,302    | 2,008     | 5,399,866   | 広島県  |     |
| -                  | -         | -          | -    | 2,214,821   | 10,917    | 830       | 2,203,074   | 山口県  |     |
| 1,190,001          | -         | 1,190,001  | -    | 1,595,065   | 44,727    | -         | 1,550,338   | 徳島県  |     |
| 1,415,195          | -         | 1,415,195  | -    | 2,407,722   | 15,381    | 6,323     | 2,386,018   | 香川県  |     |
| -                  | -         | -          | -    | 2,603,898   | 110,017   | 8,124     | 2,485,757   | 愛媛県  |     |
| -                  | -         | -          | -    | 1,503,348   | 17,600    | 60,266    | 1,425,482   | 高知県  |     |
| -                  | -         | -          | -    | 760,584     | -         | -         | 760,584     | 福岡県  |     |
| -                  | -         | -          | -    | 1,234,892   | 4,856     | 5,665     | 1,224,371   | 佐賀県  |     |
| -                  | -         | -          | -    | 2,725,286   | 902       | 2,409,387 | 314,997     | 長崎県  |     |
| -                  | -         | -          | -    | 9,139,731   | 116,678   | 153,918   | 8,869,135   | 熊本県  |     |
| 2,605,003          | -         | 2,605,003  | -    | 2,036,286   | 48,450    | -         | 1,987,836   | 大分県  |     |
| -                  | -         | -          | -    | 345,447     | 7,260     | 4,667     | 333,520     | 宮崎県  |     |
| 6,726,964          | 145,323   | 6,581,641  | -    | 7,391,863   | 1,393     | 2,647     | 7,387,823   | 鹿児島県 |     |
| 3,872,990          | 97,031    | 3,775,959  | -    | 239,346     | -         | 235,278   | 4,068       | 沖縄県  |     |
| 100,747,157        | 5,009,493 | 95,737,664 | -    | 268,067,521 | 4,561,755 | 6,218,522 | 257,287,244 | 合 計  |     |

1 1. 市場

| 区分<br>都道府県名 | (1) 資金負担別投資実績 |           |           |            | (2) 投資主体別資金負担別投資実績 |        |       |      |
|-------------|---------------|-----------|-----------|------------|--------------------|--------|-------|------|
|             | 総投資額          | 資金負担区分    |           |            | 投資額                | 資金負担区分 |       |      |
|             |               | 国費        | 都道府県費     | 市町村費       |                    | 国費     | 都道府県費 | 市町村費 |
| 北海道         | 431,250       | -         | 3,726     | 427,524    | -                  | -      | -     | -    |
| 青森県         | 119,788       | -         | -         | 119,788    | -                  | -      | -     | -    |
| 岩手県         | 26,656        | -         | -         | 26,656     | -                  | -      | -     | -    |
| 宮城県         | 434,487       | -         | -         | 434,487    | -                  | -      | -     | -    |
| 秋田県         | 14,807        | -         | -         | 14,807     | -                  | -      | -     | -    |
| 山形県         | 38,491        | -         | -         | 38,491     | -                  | -      | -     | -    |
| 福島県         | 270,716       | -         | -         | 270,716    | -                  | -      | -     | -    |
| 茨城県         | 526,371       | -         | -         | 526,371    | -                  | -      | -     | -    |
| 栃木県         | 610,004       | -         | -         | 610,004    | -                  | -      | -     | -    |
| 群馬県         | -             | -         | -         | -          | -                  | -      | -     | -    |
| 埼玉県         | 272           | -         | -         | 272        | -                  | -      | -     | -    |
| 千葉県         | 528,992       | 25,630    | -         | 503,362    | -                  | -      | -     | -    |
| 東京都         | 5,000,438     | -         | 5,000,438 | -          | -                  | -      | -     | -    |
| 神奈川県        | 3,767,079     | 18,769    | 431,799   | 3,316,511  | -                  | -      | -     | -    |
| 新潟県         | 135,975       | -         | -         | 135,975    | -                  | -      | -     | -    |
| 富山県         | -             | -         | -         | -          | -                  | -      | -     | -    |
| 石川県         | 130,640       | -         | -         | 130,640    | -                  | -      | -     | -    |
| 福井県         | 230,609       | -         | -         | 230,609    | -                  | -      | -     | -    |
| 山梨県         | 58,188        | -         | -         | 58,188     | -                  | -      | -     | -    |
| 長野県         | 243,649       | -         | -         | 243,649    | -                  | -      | -     | -    |
| 岐阜県         | 321,250       | -         | 19,254    | 301,996    | -                  | -      | -     | -    |
| 静岡県         | 87,539        | -         | -         | 87,539     | -                  | -      | -     | -    |
| 愛知県         | 1,590,543     | -         | -         | 1,590,543  | -                  | -      | -     | -    |
| 三重県         | 36,410        | -         | -         | 36,410     | -                  | -      | -     | -    |
| 滋賀県         | 20,093        | -         | -         | 20,093     | -                  | -      | -     | -    |
| 京都府         | -             | -         | -         | -          | -                  | -      | -     | -    |
| 大阪府         | 878,386       | -         | -         | 878,386    | -                  | -      | -     | -    |
| 兵庫県         | 870,903       | -         | 6,081     | 864,822    | -                  | -      | -     | -    |
| 奈良県         | -             | -         | -         | -          | -                  | -      | -     | -    |
| 和歌山県        | 877,942       | 183,676   | -         | 694,266    | -                  | -      | -     | -    |
| 鳥取県         | -             | -         | -         | -          | -                  | -      | -     | -    |
| 島根県         | -             | -         | -         | -          | -                  | -      | -     | -    |
| 岡山県         | 546,180       | -         | 546,180   | -          | -                  | -      | -     | -    |
| 広島県         | 375,283       | -         | 38,726    | 336,557    | -                  | -      | -     | -    |
| 山口県         | 176,082       | -         | 38,404    | 137,678    | -                  | -      | -     | -    |
| 徳島県         | 74,967        | -         | -         | 74,967     | -                  | -      | -     | -    |
| 香川県         | 2,166,568     | 2,166,568 | -         | -          | -                  | -      | -     | -    |
| 愛媛県         | 112,292       | -         | -         | 112,292    | -                  | -      | -     | -    |
| 高知県         | 114,507       | -         | -         | 114,507    | -                  | -      | -     | -    |
| 福岡県         | 3,392,510     | -         | 1,132,527 | 2,259,983  | -                  | -      | -     | -    |
| 佐賀県         | -             | -         | -         | -          | -                  | -      | -     | -    |
| 長崎県         | 221,111       | -         | -         | 221,111    | -                  | -      | -     | -    |
| 熊本県         | -             | -         | -         | -          | -                  | -      | -     | -    |
| 大分県         | 28,354        | -         | -         | 28,354     | -                  | -      | -     | -    |
| 宮崎県         | 149,774       | -         | -         | 149,774    | -                  | -      | -     | -    |
| 鹿児島県        | 158,162       | -         | -         | 158,162    | -                  | -      | -     | -    |
| 沖縄県         | -             | -         | -         | -          | -                  | -      | -     | -    |
| 合計          | 24,767,268    | 2,394,643 | 7,217,135 | 15,155,490 | -                  | -      | -     | -    |

(単位：千円)

| (2) 投資主体別資金負担別投資実績 |        |           |      |            |           |           |            | 区 分  |
|--------------------|--------|-----------|------|------------|-----------|-----------|------------|------|
| 口 都道府県             |        |           |      | ハ 市町村      |           |           |            |      |
| 投資額                | 資金負担区分 |           |      | 投資額        | 資金負担区分    |           |            |      |
|                    | 国 費    | 都道府県費     | 市町村費 |            | 国 費       | 都道府県費     | 市町村費       |      |
| -                  | -      | -         | -    | 431,250    | -         | 3,726     | 427,524    | 北海道  |
| -                  | -      | -         | -    | 119,788    | -         | -         | 119,788    | 青森県  |
| -                  | -      | -         | -    | 26,656     | -         | -         | 26,656     | 岩手県  |
| -                  | -      | -         | -    | 434,487    | -         | -         | 434,487    | 宮城県  |
| -                  | -      | -         | -    | 14,807     | -         | -         | 14,807     | 秋田県  |
| -                  | -      | -         | -    | 38,491     | -         | -         | 38,491     | 山形県  |
| -                  | -      | -         | -    | 270,716    | -         | -         | 270,716    | 福島県  |
| -                  | -      | -         | -    | 526,371    | -         | -         | 526,371    | 茨城県  |
| -                  | -      | -         | -    | 610,004    | -         | -         | 610,004    | 栃木県  |
| -                  | -      | -         | -    | -          | -         | -         | -          | 群馬県  |
| -                  | -      | -         | -    | 272        | -         | -         | 272        | 埼玉県  |
| -                  | -      | -         | -    | 528,992    | 25,630    | -         | 503,362    | 千葉県  |
| 5,000,438          | -      | 5,000,438 | -    | -          | -         | -         | -          | 東京都  |
| -                  | -      | -         | -    | 3,767,079  | 18,769    | 431,799   | 3,316,511  | 神奈川県 |
| -                  | -      | -         | -    | 135,975    | -         | -         | 135,975    | 新潟県  |
| -                  | -      | -         | -    | -          | -         | -         | -          | 富山県  |
| -                  | -      | -         | -    | 130,640    | -         | -         | 130,640    | 石川県  |
| -                  | -      | -         | -    | 230,609    | -         | -         | 230,609    | 福井県  |
| -                  | -      | -         | -    | 58,188     | -         | -         | 58,188     | 山梨県  |
| -                  | -      | -         | -    | 243,649    | -         | -         | 243,649    | 長野県  |
| -                  | -      | -         | -    | 321,250    | -         | 19,254    | 301,996    | 岐阜県  |
| -                  | -      | -         | -    | 87,539     | -         | -         | 87,539     | 静岡県  |
| -                  | -      | -         | -    | 1,590,543  | -         | -         | 1,590,543  | 愛知県  |
| -                  | -      | -         | -    | 36,410     | -         | -         | 36,410     | 三重県  |
| -                  | -      | -         | -    | 20,093     | -         | -         | 20,093     | 滋賀県  |
| -                  | -      | -         | -    | -          | -         | -         | -          | 京都府  |
| -                  | -      | -         | -    | 878,386    | -         | -         | 878,386    | 大阪府  |
| -                  | -      | -         | -    | 870,903    | -         | 6,081     | 864,822    | 兵庫県  |
| -                  | -      | -         | -    | -          | -         | -         | -          | 奈良県  |
| -                  | -      | -         | -    | 877,942    | 183,676   | -         | 694,266    | 和歌山県 |
| -                  | -      | -         | -    | -          | -         | -         | -          | 鳥取県  |
| -                  | -      | -         | -    | -          | -         | -         | -          | 島根県  |
| 546,180            | -      | 546,180   | -    | -          | -         | -         | -          | 岡山県  |
| -                  | -      | -         | -    | 375,283    | -         | 38,726    | 336,557    | 広島県  |
| 38,404             | -      | 38,404    | -    | 137,678    | -         | -         | 137,678    | 山口県  |
| -                  | -      | -         | -    | 74,967     | -         | -         | 74,967     | 徳島県  |
| -                  | -      | -         | -    | 2,166,568  | 2,166,568 | -         | -          | 香川県  |
| -                  | -      | -         | -    | 112,292    | -         | -         | 112,292    | 愛媛県  |
| -                  | -      | -         | -    | 114,507    | -         | -         | 114,507    | 高知県  |
| -                  | -      | -         | -    | 3,392,510  | -         | 1,132,527 | 2,259,983  | 福岡県  |
| -                  | -      | -         | -    | -          | -         | -         | -          | 佐賀県  |
| -                  | -      | -         | -    | 221,111    | -         | -         | 221,111    | 長崎県  |
| -                  | -      | -         | -    | -          | -         | -         | -          | 熊本県  |
| -                  | -      | -         | -    | 28,354     | -         | -         | 28,354     | 大分県  |
| -                  | -      | -         | -    | 149,774    | -         | -         | 149,774    | 宮崎県  |
| -                  | -      | -         | -    | 158,162    | -         | -         | 158,162    | 鹿児島県 |
| -                  | -      | -         | -    | -          | -         | -         | -          | 沖縄県  |
| 5,585,022          | -      | 5,585,022 | -    | 19,182,246 | 2,394,643 | 1,632,113 | 15,155,490 | 合 計  |

12. と畜場

| 区分<br>都道府県名 | (1) 資金負担別投資実績 |         |         |           | (2) 投資主体別資金負担別投資実績 |        |       |      |
|-------------|---------------|---------|---------|-----------|--------------------|--------|-------|------|
|             | 総投資額          | 資金負担区分  |         |           | 投資額                | 資金負担区分 |       |      |
|             |               | 国費      | 都道府県費   | 市町村費      |                    | 国費     | 都道府県費 | 市町村費 |
| 北海道         | -             | -       | -       | -         | -                  | -      | -     | -    |
| 青森県         | 81,013        | -       | -       | 81,013    | -                  | -      | -     | -    |
| 岩手県         | -             | -       | -       | -         | -                  | -      | -     | -    |
| 宮城県         | -             | -       | -       | -         | -                  | -      | -     | -    |
| 秋田県         | -             | -       | -       | -         | -                  | -      | -     | -    |
| 山形県         | 150,295       | -       | -       | 150,295   | -                  | -      | -     | -    |
| 福島県         | -             | -       | -       | -         | -                  | -      | -     | -    |
| 茨城県         | -             | -       | -       | -         | -                  | -      | -     | -    |
| 栃木県         | -             | -       | -       | -         | -                  | -      | -     | -    |
| 群馬県         | -             | -       | -       | -         | -                  | -      | -     | -    |
| 埼玉県         | -             | -       | -       | -         | -                  | -      | -     | -    |
| 千葉県         | 23,075        | -       | -       | 23,075    | -                  | -      | -     | -    |
| 東京都         | -             | -       | -       | -         | -                  | -      | -     | -    |
| 神奈川県        | 635,886       | -       | -       | 635,886   | -                  | -      | -     | -    |
| 新潟県         | 451,904       | -       | -       | 451,904   | -                  | -      | -     | -    |
| 富山県         | -             | -       | -       | -         | -                  | -      | -     | -    |
| 石川県         | -             | -       | -       | -         | -                  | -      | -     | -    |
| 福井県         | -             | -       | -       | -         | -                  | -      | -     | -    |
| 山梨県         | -             | -       | -       | -         | -                  | -      | -     | -    |
| 長野県         | -             | -       | -       | -         | -                  | -      | -     | -    |
| 岐阜県         | 41,130        | -       | -       | 41,130    | -                  | -      | -     | -    |
| 静岡県         | 17,985        | -       | -       | 17,985    | -                  | -      | -     | -    |
| 愛知県         | 410,075       | -       | -       | 410,075   | -                  | -      | -     | -    |
| 三重県         | 87,087        | -       | -       | 87,087    | -                  | -      | -     | -    |
| 滋賀県         | -             | -       | -       | -         | -                  | -      | -     | -    |
| 京都府         | -             | -       | -       | -         | -                  | -      | -     | -    |
| 大阪府         | -             | -       | -       | -         | -                  | -      | -     | -    |
| 兵庫県         | 208,799       | -       | -       | 208,799   | -                  | -      | -     | -    |
| 奈良県         | -             | -       | -       | -         | -                  | -      | -     | -    |
| 和歌山県        | 17,594        | -       | 5,718   | 11,876    | -                  | -      | -     | -    |
| 鳥取県         | -             | -       | -       | -         | -                  | -      | -     | -    |
| 島根県         | -             | -       | -       | -         | -                  | -      | -     | -    |
| 岡山県         | 287,382       | -       | 287,382 | -         | -                  | -      | -     | -    |
| 広島県         | 51,838        | -       | -       | 51,838    | -                  | -      | -     | -    |
| 山口県         | 8,195         | -       | -       | 8,195     | -                  | -      | -     | -    |
| 徳島県         | 36,236        | -       | 5,000   | 31,236    | -                  | -      | -     | -    |
| 香川県         | 27,029        | -       | -       | 27,029    | -                  | -      | -     | -    |
| 愛媛県         | -             | -       | -       | -         | -                  | -      | -     | -    |
| 高知県         | 7,490         | -       | -       | 7,490     | -                  | -      | -     | -    |
| 福岡県         | 22,778        | -       | -       | 22,778    | -                  | -      | -     | -    |
| 佐賀県         | -             | -       | -       | -         | -                  | -      | -     | -    |
| 長崎県         | 28,818        | -       | -       | 28,818    | -                  | -      | -     | -    |
| 熊本県         | -             | -       | -       | -         | -                  | -      | -     | -    |
| 大分県         | -             | -       | -       | -         | -                  | -      | -     | -    |
| 宮崎県         | -             | -       | -       | -         | -                  | -      | -     | -    |
| 鹿児島県        | 750,490       | 533,971 | -       | 216,519   | -                  | -      | -     | -    |
| 沖縄県         | -             | -       | -       | -         | -                  | -      | -     | -    |
| 合計          | 3,345,099     | 533,971 | 298,100 | 2,513,028 | -                  | -      | -     | -    |

(単位：千円)

| (2) 投資主体別資金負担別投資実績 |        |         |      |           |         |        |           | 区 分  |
|--------------------|--------|---------|------|-----------|---------|--------|-----------|------|
| 口 都道府県             |        |         |      | ハ 市町村     |         |        |           |      |
| 投資額                | 資金負担区分 |         |      | 投資額       | 資金負担区分  |        |           |      |
|                    | 国 費    | 都道府県費   | 市町村費 |           | 国 費     | 都道府県費  | 市町村費      |      |
| -                  | -      | -       | -    | -         | -       | -      | -         | 北海道  |
| -                  | -      | -       | -    | 81,013    | -       | -      | 81,013    | 青森県  |
| -                  | -      | -       | -    | -         | -       | -      | -         | 岩手県  |
| -                  | -      | -       | -    | -         | -       | -      | -         | 宮城県  |
| -                  | -      | -       | -    | -         | -       | -      | -         | 秋田県  |
| -                  | -      | -       | -    | 150,295   | -       | -      | 150,295   | 山形県  |
| -                  | -      | -       | -    | -         | -       | -      | -         | 福島県  |
| -                  | -      | -       | -    | -         | -       | -      | -         | 茨城県  |
| -                  | -      | -       | -    | -         | -       | -      | -         | 栃木県  |
| -                  | -      | -       | -    | -         | -       | -      | -         | 群馬県  |
| -                  | -      | -       | -    | -         | -       | -      | -         | 埼玉県  |
| -                  | -      | -       | -    | 23,075    | -       | -      | 23,075    | 千葉県  |
| -                  | -      | -       | -    | -         | -       | -      | -         | 東京都  |
| -                  | -      | -       | -    | 635,886   | -       | -      | 635,886   | 神奈川県 |
| -                  | -      | -       | -    | 451,904   | -       | -      | 451,904   | 新潟県  |
| -                  | -      | -       | -    | -         | -       | -      | -         | 富山県  |
| -                  | -      | -       | -    | -         | -       | -      | -         | 石川県  |
| -                  | -      | -       | -    | -         | -       | -      | -         | 福井県  |
| -                  | -      | -       | -    | -         | -       | -      | -         | 山梨県  |
| -                  | -      | -       | -    | -         | -       | -      | -         | 長野県  |
| -                  | -      | -       | -    | 41,130    | -       | -      | 41,130    | 岐阜県  |
| -                  | -      | -       | -    | 17,985    | -       | -      | 17,985    | 静岡県  |
| -                  | -      | -       | -    | 410,075   | -       | -      | 410,075   | 愛知県  |
| -                  | -      | -       | -    | 87,087    | -       | -      | 87,087    | 三重県  |
| -                  | -      | -       | -    | -         | -       | -      | -         | 滋賀県  |
| -                  | -      | -       | -    | -         | -       | -      | -         | 京都府  |
| -                  | -      | -       | -    | -         | -       | -      | -         | 大阪府  |
| -                  | -      | -       | -    | 208,799   | -       | -      | 208,799   | 兵庫県  |
| -                  | -      | -       | -    | -         | -       | -      | -         | 奈良県  |
| -                  | -      | -       | -    | 17,594    | -       | 5,718  | 11,876    | 和歌山県 |
| -                  | -      | -       | -    | -         | -       | -      | -         | 鳥取県  |
| -                  | -      | -       | -    | -         | -       | -      | -         | 島根県  |
| 287,382            | -      | 287,382 | -    | -         | -       | -      | -         | 岡山県  |
| -                  | -      | -       | -    | 51,838    | -       | -      | 51,838    | 広島県  |
| -                  | -      | -       | -    | 8,195     | -       | -      | 8,195     | 山口県  |
| -                  | -      | -       | -    | 36,236    | -       | 5,000  | 31,236    | 徳島県  |
| -                  | -      | -       | -    | 27,029    | -       | -      | 27,029    | 香川県  |
| -                  | -      | -       | -    | -         | -       | -      | -         | 愛媛県  |
| -                  | -      | -       | -    | 7,490     | -       | -      | 7,490     | 高知県  |
| -                  | -      | -       | -    | 22,778    | -       | -      | 22,778    | 福岡県  |
| -                  | -      | -       | -    | -         | -       | -      | -         | 佐賀県  |
| -                  | -      | -       | -    | 28,818    | -       | -      | 28,818    | 長崎県  |
| -                  | -      | -       | -    | -         | -       | -      | -         | 熊本県  |
| -                  | -      | -       | -    | -         | -       | -      | -         | 大分県  |
| -                  | -      | -       | -    | -         | -       | -      | -         | 宮崎県  |
| -                  | -      | -       | -    | 750,490   | 533,971 | -      | 216,519   | 鹿児島県 |
| -                  | -      | -       | -    | -         | -       | -      | -         | 沖縄県  |
| 287,382            | -      | 287,382 | -    | 3,057,717 | 533,971 | 10,718 | 2,513,028 | 合 計  |

### 13. 観光施設

| 区分<br>都道府県名 | (1) 資金負担別投資実績 |         |         |           | (2) 投資主体別資金負担別投資実績 |        |       |      |
|-------------|---------------|---------|---------|-----------|--------------------|--------|-------|------|
|             | 総投資額          | 資金負担区分  |         |           | 投資額                | 資金負担区分 |       |      |
|             |               | 国費      | 都道府県費   | 市町村費      |                    | 国費     | 都道府県費 | 市町村費 |
| 北海道         | 37,092        | -       | -       | 37,092    | -                  | -      | -     |      |
| 青森県         | 14,377        | -       | -       | 14,377    | -                  | -      | -     |      |
| 岩手県         | 38,891        | -       | -       | 38,891    | -                  | -      | -     |      |
| 宮城県         | 35,361        | -       | -       | 35,361    | -                  | -      | -     |      |
| 秋田県         | 81,013        | -       | -       | 81,013    | -                  | -      | -     |      |
| 山形県         | 1,553         | -       | -       | 1,553     | -                  | -      | -     |      |
| 福島県         | 444,110       | 21,650  | 3,446   | 419,014   | -                  | -      | -     |      |
| 茨城県         | -             | -       | -       | -         | -                  | -      | -     |      |
| 栃木県         | 205,406       | -       | 105,807 | 99,599    | -                  | -      | -     |      |
| 群馬県         | 1,920,621     | -       | -       | 1,920,621 | -                  | -      | -     |      |
| 埼玉県         | 30,526        | -       | 10,531  | 19,995    | -                  | -      | -     |      |
| 千葉県         | 209,141       | -       | -       | 209,141   | -                  | -      | -     |      |
| 東京都         | 38,798        | -       | 10,000  | 28,798    | -                  | -      | -     |      |
| 神奈川県        | 85,887        | -       | -       | 85,887    | -                  | -      | -     |      |
| 新潟県         | 5,429         | -       | -       | 5,429     | -                  | -      | -     |      |
| 富山県         | 39,553        | -       | -       | 39,553    | -                  | -      | -     |      |
| 石川県         | 2,107         | -       | -       | 2,107     | -                  | -      | -     |      |
| 福井県         | -             | -       | -       | -         | -                  | -      | -     |      |
| 山梨県         | 74,386        | -       | 27,078  | 47,308    | -                  | -      | -     |      |
| 長野県         | 1,437,907     | 99,365  | 2,346   | 1,336,196 | -                  | -      | -     |      |
| 岐阜県         | 173,908       | 10,000  | 7,979   | 155,929   | -                  | -      | -     |      |
| 静岡県         | 295,120       | -       | -       | 295,120   | -                  | -      | -     |      |
| 愛知県         | 643,503       | 49,138  | 869     | 593,496   | -                  | -      | -     |      |
| 三重県         | -             | -       | -       | -         | -                  | -      | -     |      |
| 滋賀県         | -             | -       | -       | -         | -                  | -      | -     |      |
| 京都府         | -             | -       | -       | -         | -                  | -      | -     |      |
| 大阪府         | -             | -       | -       | -         | -                  | -      | -     |      |
| 兵庫県         | 47,083        | -       | -       | 47,083    | -                  | -      | -     |      |
| 奈良県         | 47,383        | -       | -       | 47,383    | -                  | -      | -     |      |
| 和歌山県        | 11,562        | -       | -       | 11,562    | -                  | -      | -     |      |
| 鳥取県         | 21,472        | -       | -       | 21,472    | -                  | -      | -     |      |
| 島根県         | -             | -       | -       | -         | -                  | -      | -     |      |
| 岡山県         | 100,587       | -       | -       | 100,587   | -                  | -      | -     |      |
| 広島県         | 46,349        | -       | -       | 46,349    | -                  | -      | -     |      |
| 山口県         | 209,627       | 4,235   | -       | 205,392   | -                  | -      | -     |      |
| 徳島県         | 44,856        | -       | -       | 44,856    | -                  | -      | -     |      |
| 香川県         | 5,291         | -       | -       | 5,291     | -                  | -      | -     |      |
| 愛媛県         | 715,841       | 225,906 | -       | 489,935   | -                  | -      | -     |      |
| 高知県         | 2,038         | -       | -       | 2,038     | -                  | -      | -     |      |
| 福岡県         | -             | -       | -       | -         | -                  | -      | -     |      |
| 佐賀県         | 144,642       | -       | -       | 144,642   | -                  | -      | -     |      |
| 長崎県         | 379,123       | 24,250  | 2,910   | 351,963   | -                  | -      | -     |      |
| 熊本県         | 24,308        | -       | -       | 24,308    | -                  | -      | -     |      |
| 大分県         | 128           | -       | -       | 128       | -                  | -      | -     |      |
| 宮崎県         | 45,907        | -       | 45,907  | -         | -                  | -      | -     |      |
| 鹿児島県        | 69,542        | -       | -       | 69,542    | -                  | -      | -     |      |
| 沖縄県         | 5,562         | -       | 4,169   | 1,393     | -                  | -      | -     |      |
| 合計          | 7,735,990     | 434,544 | 221,042 | 7,080,404 | -                  | -      | -     |      |

(単位：千円)

| (2) 投資主体別資金負担別投資実績 |        |         |      |           |         |        |           | 区 分  |
|--------------------|--------|---------|------|-----------|---------|--------|-----------|------|
| 口 都道府県             |        |         |      | ハ 市町村     |         |        |           |      |
| 投資額                | 資金負担区分 |         |      | 投資額       | 資金負担区分  |        |           |      |
|                    | 国 費    | 都道府県費   | 市町村費 |           | 国 費     | 都道府県費  | 市町村費      |      |
| -                  | -      | -       | -    | 37,092    | -       | -      | 37,092    | 北海道  |
| -                  | -      | -       | -    | 14,377    | -       | -      | 14,377    | 青森県  |
| -                  | -      | -       | -    | 38,891    | -       | -      | 38,891    | 岩手県  |
| -                  | -      | -       | -    | 35,361    | -       | -      | 35,361    | 宮城県  |
| -                  | -      | -       | -    | 81,013    | -       | -      | 81,013    | 秋田県  |
| -                  | -      | -       | -    | 1,553     | -       | -      | 1,553     | 山形県  |
| -                  | -      | -       | -    | 444,110   | 21,650  | 3,446  | 419,014   | 福島県  |
| -                  | -      | -       | -    | -         | -       | -      | -         | 茨城県  |
| 105,807            | -      | 105,807 | -    | 99,599    | -       | -      | 99,599    | 栃木県  |
| -                  | -      | -       | -    | 1,920,621 | -       | -      | 1,920,621 | 群馬県  |
| -                  | -      | -       | -    | 30,526    | -       | 10,531 | 19,995    | 埼玉県  |
| -                  | -      | -       | -    | 209,141   | -       | -      | 209,141   | 千葉県  |
| -                  | -      | -       | -    | 38,798    | -       | 10,000 | 28,798    | 東京都  |
| -                  | -      | -       | -    | 85,887    | -       | -      | 85,887    | 神奈川県 |
| -                  | -      | -       | -    | 5,429     | -       | -      | 5,429     | 新潟県  |
| -                  | -      | -       | -    | 39,553    | -       | -      | 39,553    | 富山県  |
| -                  | -      | -       | -    | 2,107     | -       | -      | 2,107     | 石川県  |
| -                  | -      | -       | -    | -         | -       | -      | -         | 福井県  |
| 27,078             | -      | 27,078  | -    | 47,308    | -       | -      | 47,308    | 山梨県  |
| -                  | -      | -       | -    | 1,437,907 | 99,365  | 2,346  | 1,336,196 | 長野県  |
| -                  | -      | -       | -    | 173,908   | 10,000  | 7,979  | 155,929   | 岐阜県  |
| -                  | -      | -       | -    | 295,120   | -       | -      | 295,120   | 静岡県  |
| -                  | -      | -       | -    | 643,503   | 49,138  | 869    | 593,496   | 愛知県  |
| -                  | -      | -       | -    | -         | -       | -      | -         | 三重県  |
| -                  | -      | -       | -    | -         | -       | -      | -         | 滋賀県  |
| -                  | -      | -       | -    | -         | -       | -      | -         | 京都府  |
| -                  | -      | -       | -    | -         | -       | -      | -         | 大阪府  |
| -                  | -      | -       | -    | 47,083    | -       | -      | 47,083    | 兵庫県  |
| -                  | -      | -       | -    | 47,383    | -       | -      | 47,383    | 奈良県  |
| -                  | -      | -       | -    | 11,562    | -       | -      | 11,562    | 和歌山県 |
| -                  | -      | -       | -    | 21,472    | -       | -      | 21,472    | 鳥取県  |
| -                  | -      | -       | -    | -         | -       | -      | -         | 島根県  |
| -                  | -      | -       | -    | 100,587   | -       | -      | 100,587   | 岡山県  |
| -                  | -      | -       | -    | 46,349    | -       | -      | 46,349    | 広島県  |
| -                  | -      | -       | -    | 209,627   | 4,235   | -      | 205,392   | 山口県  |
| -                  | -      | -       | -    | 44,856    | -       | -      | 44,856    | 徳島県  |
| -                  | -      | -       | -    | 5,291     | -       | -      | 5,291     | 香川県  |
| -                  | -      | -       | -    | 715,841   | 225,906 | -      | 489,935   | 愛媛県  |
| -                  | -      | -       | -    | 2,038     | -       | -      | 2,038     | 高知県  |
| -                  | -      | -       | -    | -         | -       | -      | -         | 福岡県  |
| -                  | -      | -       | -    | 144,642   | -       | -      | 144,642   | 佐賀県  |
| -                  | -      | -       | -    | 379,123   | 24,250  | 2,910  | 351,963   | 長崎県  |
| -                  | -      | -       | -    | 24,308    | -       | -      | 24,308    | 熊本県  |
| -                  | -      | -       | -    | 128       | -       | -      | 128       | 大分県  |
| 45,907             | -      | 45,907  | -    | -         | -       | -      | -         | 宮崎県  |
| -                  | -      | -       | -    | 69,542    | -       | -      | 69,542    | 鹿児島県 |
| 4,169              | -      | 4,169   | -    | 1,393     | -       | -      | 1,393     | 沖縄県  |
| 182,961            | -      | 182,961 | -    | 7,553,029 | 434,544 | 38,081 | 7,080,404 | 合 計  |

14. 宅地造成

| 区分<br>都道府県名 | (1) 資金負担別投資実績 |           |            |            | (2) 投資主体別資金負担別投資実績 |        |       |      |
|-------------|---------------|-----------|------------|------------|--------------------|--------|-------|------|
|             | 総投資額          | 資金負担区分    |            |            | 投資額                | 資金負担区分 |       |      |
|             |               | 国費        | 都道府県費      | 市町村費       |                    | 国費     | 都道府県費 | 市町村費 |
| 北海道         | 26,972        | -         | -          | 26,972     | -                  | -      | -     |      |
| 青森県         | 2,235,412     | -         | -          | 2,235,412  | -                  | -      | -     |      |
| 岩手県         | 940,794       | -         | -          | 940,794    | -                  | -      | -     |      |
| 宮城県         | 1,692,815     | -         | -          | 1,692,815  | -                  | -      | -     |      |
| 秋田県         | 433,620       | -         | 20,514     | 413,106    | -                  | -      | -     |      |
| 山形県         | 781,355       | -         | 63,158     | 718,197    | -                  | -      | -     |      |
| 福島県         | 5,741,845     | 1,281,534 | -          | 4,460,311  | -                  | -      | -     |      |
| 茨城県         | 18,645,979    | -         | 16,617,016 | 2,028,963  | -                  | -      | -     |      |
| 栃木県         | 3,786,117     | -         | 733,938    | 3,052,179  | -                  | -      | -     |      |
| 群馬県         | 1,845,773     | -         | 432,119    | 1,413,654  | -                  | -      | -     |      |
| 埼玉県         | 13,969,128    | -         | 6,016,188  | 7,952,940  | -                  | -      | -     |      |
| 千葉県         | 9,979,262     | -         | 8,185,222  | 1,794,040  | -                  | -      | -     |      |
| 東京都         | 3,327,150     | 530,235   | 1,569,170  | 1,227,745  | -                  | -      | -     |      |
| 神奈川県        | 2,429,771     | -         | -          | 2,429,771  | -                  | -      | -     |      |
| 新潟県         | 42,690        | -         | -          | 42,690     | -                  | -      | -     |      |
| 富山県         | 1,331,620     | -         | 1,073      | 1,330,547  | -                  | -      | -     |      |
| 石川県         | 7,342,325     | -         | -          | 7,342,325  | -                  | -      | -     |      |
| 福井県         | 505,199       | -         | 459,444    | 45,755     | -                  | -      | -     |      |
| 山梨県         | -             | -         | -          | -          | -                  | -      | -     |      |
| 長野県         | 252,014       | -         | -          | 252,014    | -                  | -      | -     |      |
| 岐阜県         | 1,389,937     | 59,975    | -          | 1,329,962  | -                  | -      | -     |      |
| 静岡県         | 599,192       | -         | 599,192    | -          | -                  | -      | -     |      |
| 愛知県         | 17,219,237    | 305,430   | 10,908,023 | 6,005,784  | -                  | -      | -     |      |
| 三重県         | -             | -         | -          | -          | -                  | -      | -     |      |
| 滋賀県         | -             | -         | -          | -          | -                  | -      | -     |      |
| 京都府         | 903,533       | -         | 760,000    | 143,533    | -                  | -      | -     |      |
| 大阪府         | 23,559,121    | -         | 1,323,925  | 22,235,196 | -                  | -      | -     |      |
| 兵庫県         | 4,559,093     | -         | -          | 4,559,093  | -                  | -      | -     |      |
| 奈良県         | 21,555        | -         | -          | 21,555     | -                  | -      | -     |      |
| 和歌山県        | 2,079         | -         | -          | 2,079      | -                  | -      | -     |      |
| 鳥取県         | -             | -         | -          | -          | -                  | -      | -     |      |
| 島根県         | 15,291        | -         | 15,291     | -          | -                  | -      | -     |      |
| 岡山県         | 391,311       | -         | 24,399     | 366,912    | -                  | -      | -     |      |
| 広島県         | 3,532,726     | -         | 224,061    | 3,308,665  | -                  | -      | -     |      |
| 山口県         | 68,013        | -         | 65,013     | 3,000      | -                  | -      | -     |      |
| 徳島県         | 228,451       | -         | 228,451    | -          | -                  | -      | -     |      |
| 香川県         | 189,417       | -         | 173,277    | 16,140     | -                  | -      | -     |      |
| 愛媛県         | 1,167,737     | -         | 38,690     | 1,129,047  | -                  | -      | -     |      |
| 高知県         | 209,697       | -         | -          | 209,697    | -                  | -      | -     |      |
| 福岡県         | 7,362,998     | 44,230    | 3,037,946  | 4,280,822  | -                  | -      | -     |      |
| 佐賀県         | 1,522,759     | -         | 19         | 1,522,740  | -                  | -      | -     |      |
| 長崎県         | 698,350       | -         | -          | 698,350    | -                  | -      | -     |      |
| 熊本県         | 951,563       | -         | -          | 951,563    | -                  | -      | -     |      |
| 大分県         | -             | -         | -          | -          | -                  | -      | -     |      |
| 宮崎県         | 297,689       | -         | -          | 297,689    | -                  | -      | -     |      |
| 鹿児島県        | 21,197        | -         | -          | 21,197     | -                  | -      | -     |      |
| 沖縄県         | 205,985       | -         | 48,553     | 157,432    | -                  | -      | -     |      |
| 合計          | 140,426,772   | 2,221,404 | 51,544,682 | 86,660,686 | -                  | -      | -     |      |

(単位：千円)

| (2) 投資主体別資金負担別投資実績 |         |            |           |            |           |           |            | 区分   |
|--------------------|---------|------------|-----------|------------|-----------|-----------|------------|------|
| 口 都道府県             |         |            |           | ハ 市町村      |           |           |            |      |
| 投資額                | 資金負担区分  |            |           | 投資額        | 資金負担区分    |           |            |      |
|                    | 国費      | 都道府県費      | 市町村費      |            | 国費        | 都道府県費     | 市町村費       |      |
| -                  | -       | -          | -         | 26,972     | -         | -         | 26,972     | 北海道  |
| -                  | -       | -          | -         | 2,235,412  | -         | -         | 2,235,412  | 青森県  |
| -                  | -       | -          | -         | 940,794    | -         | -         | 940,794    | 岩手県  |
| -                  | -       | -          | -         | 1,692,815  | -         | -         | 1,692,815  | 宮城県  |
| 20,514             | -       | 20,514     | -         | 413,106    | -         | -         | 413,106    | 秋田県  |
| 63,158             | -       | 63,158     | -         | 718,197    | -         | -         | 718,197    | 山形県  |
| -                  | -       | -          | -         | 5,741,845  | 1,281,534 | -         | 4,460,311  | 福島県  |
| 16,617,016         | -       | 16,617,016 | -         | 2,028,963  | -         | -         | 2,028,963  | 茨城県  |
| 759,423            | -       | 724,167    | 35,256    | 3,026,694  | -         | 9,771     | 3,016,923  | 栃木県  |
| -                  | -       | -          | -         | 1,845,773  | -         | 432,119   | 1,413,654  | 群馬県  |
| 6,016,188          | -       | 6,016,188  | -         | 7,952,940  | -         | -         | 7,952,940  | 埼玉県  |
| 9,430,338          | -       | 8,185,222  | 1,245,116 | 548,924    | -         | -         | 548,924    | 千葉県  |
| 2,027,555          | 482,335 | 1,545,220  | -         | 1,299,595  | 47,900    | 23,950    | 1,227,745  | 東京都  |
| -                  | -       | -          | -         | 2,429,771  | -         | -         | 2,429,771  | 神奈川県 |
| -                  | -       | -          | -         | 42,690     | -         | -         | 42,690     | 新潟県  |
| 1,073              | -       | 1,073      | -         | 1,330,547  | -         | -         | 1,330,547  | 富山県  |
| -                  | -       | -          | -         | 7,342,325  | -         | -         | 7,342,325  | 石川県  |
| 459,444            | -       | 459,444    | -         | 45,755     | -         | -         | 45,755     | 福井県  |
| -                  | -       | -          | -         | -          | -         | -         | -          | 山梨県  |
| -                  | -       | -          | -         | 252,014    | -         | -         | 252,014    | 長野県  |
| -                  | -       | -          | -         | 1,389,937  | 59,975    | -         | 1,329,962  | 岐阜県  |
| 599,192            | -       | 599,192    | -         | -          | -         | -         | -          | 静岡県  |
| 9,975,758          | -       | 9,975,758  | -         | 7,243,479  | 305,430   | 932,265   | 6,005,784  | 愛知県  |
| -                  | -       | -          | -         | -          | -         | -         | -          | 三重県  |
| -                  | -       | -          | -         | -          | -         | -         | -          | 滋賀県  |
| 760,000            | -       | 760,000    | -         | 143,533    | -         | -         | 143,533    | 京都府  |
| 1,323,925          | -       | 1,323,925  | -         | 22,235,196 | -         | -         | 22,235,196 | 大阪府  |
| -                  | -       | -          | -         | 4,559,093  | -         | -         | 4,559,093  | 兵庫県  |
| -                  | -       | -          | -         | 21,555     | -         | -         | 21,555     | 奈良県  |
| -                  | -       | -          | -         | 2,079      | -         | -         | 2,079      | 和歌山県 |
| -                  | -       | -          | -         | -          | -         | -         | -          | 鳥取県  |
| 15,291             | -       | 15,291     | -         | -          | -         | -         | -          | 島根県  |
| 24,399             | -       | 24,399     | -         | 366,912    | -         | -         | 366,912    | 岡山県  |
| 224,061            | -       | 224,061    | -         | 3,308,665  | -         | -         | 3,308,665  | 広島県  |
| 65,013             | -       | 65,013     | -         | 3,000      | -         | -         | 3,000      | 山口県  |
| 228,451            | -       | 228,451    | -         | -          | -         | -         | -          | 徳島県  |
| 173,277            | -       | 173,277    | -         | 16,140     | -         | -         | 16,140     | 香川県  |
| -                  | -       | -          | -         | 1,167,737  | -         | 38,690    | 1,129,047  | 愛媛県  |
| -                  | -       | -          | -         | 209,697    | -         | -         | 209,697    | 高知県  |
| 3,027,394          | -       | 3,027,394  | -         | 4,335,604  | 44,230    | 10,552    | 4,280,822  | 福岡県  |
| -                  | -       | -          | -         | 1,522,759  | -         | 19        | 1,522,740  | 佐賀県  |
| -                  | -       | -          | -         | 698,350    | -         | -         | 698,350    | 長崎県  |
| -                  | -       | -          | -         | 951,563    | -         | -         | 951,563    | 熊本県  |
| -                  | -       | -          | -         | -          | -         | -         | -          | 大分県  |
| -                  | -       | -          | -         | 297,689    | -         | -         | 297,689    | 宮崎県  |
| -                  | -       | -          | -         | 21,197     | -         | -         | 21,197     | 鹿児島県 |
| 48,553             | -       | 48,553     | -         | 157,432    | -         | -         | 157,432    | 沖縄県  |
| 51,860,023         | 482,335 | 50,097,316 | 1,280,372 | 88,566,749 | 1,739,069 | 1,447,366 | 85,380,314 | 合計   |

15. 公共下水道

| 区分<br>都道府県名 | (1) 資金負担別投資実績 |             |             |               | (2) 投資主体別資金負担別投資実績 |        |       |      |
|-------------|---------------|-------------|-------------|---------------|--------------------|--------|-------|------|
|             | 総投資額          | 資金負担区分      |             |               | 投資額                | 資金負担区分 |       |      |
|             |               | 国費          | 都道府県費       | 市町村費          |                    | 国費     | 都道府県費 | 市町村費 |
| 北海道         | 62,584,320    | 17,707,435  | 785,460     | 44,091,425    | -                  | -      | -     | -    |
| 青森県         | 15,020,110    | 5,186,496   | 712,363     | 9,121,251     | -                  | -      | -     | -    |
| 岩手県         | 15,551,638    | 5,518,306   | 108,390     | 9,924,942     | -                  | -      | -     | -    |
| 宮城県         | 33,462,581    | 10,980,529  | 153,794     | 22,328,258    | -                  | -      | -     | -    |
| 秋田県         | 14,537,249    | 5,077,766   | 1,347,643   | 8,111,840     | -                  | -      | -     | -    |
| 山形県         | 12,940,036    | 3,721,605   | 871,136     | 8,347,295     | -                  | -      | -     | -    |
| 福島県         | 29,997,224    | 10,773,914  | 550,141     | 18,673,169    | -                  | -      | -     | -    |
| 茨城県         | 36,929,181    | 10,642,753  | 3,262,871   | 23,023,557    | -                  | -      | -     | -    |
| 栃木県         | 21,170,191    | 6,906,397   | 12,500      | 14,251,294    | -                  | -      | -     | -    |
| 群馬県         | 16,205,021    | 3,464,057   | 156,551     | 12,584,413    | -                  | -      | -     | -    |
| 埼玉県         | 79,974,967    | 19,650,957  | 6,206,979   | 54,117,031    | -                  | -      | -     | -    |
| 千葉県         | 63,188,030    | 17,926,972  | 1,829,978   | 43,431,080    | -                  | -      | -     | -    |
| 東京都         | 283,503,796   | 57,856,121  | 203,672,320 | 21,975,355    | -                  | -      | -     | -    |
| 神奈川県        | 138,419,320   | 32,379,399  | 2,529,734   | 103,510,187   | -                  | -      | -     | -    |
| 新潟県         | 37,670,960    | 11,824,008  | 1,019,617   | 24,827,335    | -                  | -      | -     | -    |
| 富山県         | 13,999,116    | 4,336,074   | 415,310     | 9,247,732     | -                  | -      | -     | -    |
| 石川県         | 13,812,166    | 4,003,190   | 239,790     | 9,569,186     | -                  | -      | -     | -    |
| 福井県         | 17,626,672    | 4,797,796   | 163,341     | 12,665,535    | -                  | -      | -     | -    |
| 山梨県         | 10,045,745    | 3,101,622   | 566,622     | 6,377,501     | -                  | -      | -     | -    |
| 長野県         | 27,742,268    | 6,554,705   | 1,157,955   | 20,029,608    | -                  | -      | -     | -    |
| 岐阜県         | 20,258,179    | 5,534,158   | 281,714     | 14,442,307    | -                  | -      | -     | -    |
| 静岡県         | 34,347,764    | 9,154,885   | 6,479       | 25,186,400    | -                  | -      | -     | -    |
| 愛知県         | 125,692,747   | 33,774,881  | 4,502,545   | 87,415,321    | -                  | -      | -     | -    |
| 三重県         | 42,832,245    | 16,161,794  | 2,145,954   | 24,524,497    | -                  | -      | -     | -    |
| 滋賀県         | 18,724,858    | 6,802,540   | 1,941,617   | 9,980,701     | -                  | -      | -     | -    |
| 京都府         | 23,178,904    | 8,686,271   | 2,023,523   | 12,469,110    | -                  | -      | -     | -    |
| 大阪府         | 137,204,940   | 44,365,345  | 5,907,907   | 86,931,688    | -                  | -      | -     | -    |
| 兵庫県         | 81,298,476    | 33,409,970  | 6,357,747   | 41,530,759    | -                  | -      | -     | -    |
| 奈良県         | 11,589,075    | 4,061,515   | 2,245,887   | 5,281,673     | -                  | -      | -     | -    |
| 和歌山県        | 8,727,974     | 3,071,575   | 14,070      | 5,642,329     | -                  | -      | -     | -    |
| 鳥取県         | 9,257,215     | 2,616,310   | 301,811     | 6,339,094     | -                  | -      | -     | -    |
| 島根県         | 10,367,140    | 3,210,263   | 951,233     | 6,205,644     | -                  | -      | -     | -    |
| 岡山県         | 30,482,682    | 9,104,169   | 602,190     | 20,776,323    | -                  | -      | -     | -    |
| 広島県         | 44,355,424    | 15,508,731  | 659,463     | 28,187,230    | -                  | -      | -     | -    |
| 山口県         | 28,540,619    | 11,667,188  | 332,761     | 16,540,670    | -                  | -      | -     | -    |
| 徳島県         | 5,651,541     | 1,425,746   | 114,993     | 4,110,802     | -                  | -      | -     | -    |
| 香川県         | 10,929,731    | 4,255,930   | 360,765     | 6,313,036     | -                  | -      | -     | -    |
| 愛媛県         | 12,485,997    | 3,907,661   | 92,415      | 8,485,921     | -                  | -      | -     | -    |
| 高知県         | 8,105,739     | 3,004,373   | 242,263     | 4,859,103     | -                  | -      | -     | -    |
| 福岡県         | 74,769,704    | 22,135,649  | 917,136     | 51,716,919    | -                  | -      | -     | -    |
| 佐賀県         | 13,839,616    | 4,561,597   | 152,783     | 9,125,236     | -                  | -      | -     | -    |
| 長崎県         | 13,424,071    | 4,438,331   | -           | 8,985,740     | -                  | -      | -     | -    |
| 熊本県         | 24,914,877    | 6,721,442   | 213,925     | 17,979,510    | -                  | -      | -     | -    |
| 大分県         | 18,668,026    | 6,498,962   | 79,379      | 12,089,685    | -                  | -      | -     | -    |
| 宮崎県         | 10,396,470    | 3,708,933   | 18,000      | 6,669,537     | -                  | -      | -     | -    |
| 鹿児島県        | 8,058,692     | 2,167,993   | 107,197     | 5,783,502     | -                  | -      | -     | -    |
| 沖縄県         | 23,832,276    | 8,471,487   | 6,554,288   | 8,806,501     | -                  | -      | -     | -    |
| 合計          | 1,796,315,573 | 520,837,801 | 262,890,540 | 1,012,587,232 | -                  | -      | -     | -    |

(単位：千円)

| (2) 投資主体別資金負担別投資実績 |             |             |            |               |             |           |             | 区 分  |
|--------------------|-------------|-------------|------------|---------------|-------------|-----------|-------------|------|
| 口 都道府県             |             |             |            | ハ 市町村         |             |           |             |      |
| 投資額                | 資金負担区分      |             |            | 投資額           | 資金負担区分      |           |             |      |
|                    | 国 費         | 都道府県費       | 市町村費       |               | 国 費         | 都道府県費     | 市町村費        |      |
| 1,555,385          | 827,559     | 409,930     | 317,896    | 61,028,935    | 16,879,876  | 375,530   | 43,773,529  | 北海道  |
| 2,785,066          | 976,263     | 623,299     | 1,185,504  | 12,235,044    | 4,210,233   | 89,064    | 7,935,747   | 青森県  |
| 2,719,991          | 1,501,567   | -           | 1,218,424  | 12,831,647    | 4,016,739   | 108,390   | 8,706,518   | 岩手県  |
| 13,969             | -           | 13,969      | -          | 33,448,612    | 10,980,529  | 139,825   | 22,328,258  | 宮城県  |
| 2,944,883          | 1,597,240   | 1,347,643   | -          | 11,592,366    | 3,480,526   | -         | 8,111,840   | 秋田県  |
| 1,410,474          | 633,283     | 564,840     | 212,351    | 11,529,562    | 3,088,322   | 306,296   | 8,134,944   | 山形県  |
| 1,145,071          | 592,653     | 425,252     | 127,166    | 28,852,153    | 10,181,261  | 124,889   | 18,546,003  | 福島県  |
| 5,217,506          | 2,121,605   | 3,095,901   | -          | 31,711,675    | 8,521,148   | 166,970   | 23,023,557  | 茨城県  |
| -                  | -           | -           | -          | 21,170,191    | 6,906,397   | 12,500    | 14,251,294  | 栃木県  |
| -                  | -           | -           | -          | 16,205,021    | 3,464,057   | 156,551   | 12,584,413  | 群馬県  |
| 21,266,572         | 10,176,778  | 5,931,082   | 5,158,712  | 58,708,395    | 9,474,179   | 275,897   | 48,958,319  | 埼玉県  |
| 10,662,840         | 3,662,305   | 1,778,845   | 5,221,690  | 52,525,190    | 14,264,667  | 51,133    | 38,209,390  | 千葉県  |
| 255,899,745        | 53,395,758  | 202,503,987 | -          | 27,604,051    | 4,460,363   | 1,168,333 | 21,975,355  | 東京都  |
| 9,605,645          | 2,449,803   | 1,888,791   | 5,267,051  | 128,813,675   | 29,929,596  | 640,943   | 98,243,136  | 神奈川県 |
| 3,185,727          | 1,830,032   | 840,081     | 515,614    | 34,485,233    | 9,993,976   | 179,536   | 24,311,721  | 新潟県  |
| 2,371,988          | 946,747     | 408,732     | 1,016,509  | 11,627,128    | 3,389,327   | 6,578     | 8,231,223   | 富山県  |
| 894,650            | 553,524     | 187,644     | 153,482    | 12,917,516    | 3,449,666   | 52,146    | 9,415,704   | 石川県  |
| 129,587            | 3,128       | 126,459     | -          | 17,497,085    | 4,794,668   | 36,882    | 12,665,535  | 福井県  |
| 2,178,344          | 1,237,712   | 561,923     | 378,709    | 7,867,401     | 1,863,910   | 4,699     | 5,998,792   | 山梨県  |
| 5,955,244          | 2,392,542   | 1,038,420   | 2,524,282  | 21,787,024    | 4,162,163   | 119,535   | 17,505,326  | 長野県  |
| 690,363            | 368,406     | 232,235     | 89,722     | 19,567,816    | 5,165,752   | 49,479    | 14,352,585  | 岐阜県  |
| -                  | -           | -           | -          | 34,347,764    | 9,154,885   | 6,479     | 25,186,400  | 静岡県  |
| 12,127,675         | 6,706,887   | 3,838,658   | 1,582,130  | 113,565,072   | 27,067,994  | 663,887   | 85,833,191  | 愛知県  |
| 9,070,280          | 5,309,793   | 2,101,957   | 1,658,530  | 33,761,965    | 10,852,001  | 43,997    | 22,865,967  | 三重県  |
| 9,069,811          | 4,564,133   | 1,899,778   | 2,605,900  | 9,655,047     | 2,238,407   | 41,839    | 7,374,801   | 滋賀県  |
| 9,860,179          | 4,809,186   | 1,977,459   | 3,073,534  | 13,318,725    | 3,877,085   | 46,064    | 9,395,576   | 京都府  |
| 23,241,174         | 10,959,331  | 5,907,052   | 6,374,791  | 113,963,766   | 33,406,014  | 855       | 80,556,897  | 大阪府  |
| 18,553,036         | 10,836,566  | 6,093,324   | 1,623,146  | 62,745,440    | 22,573,404  | 264,423   | 39,907,613  | 兵庫県  |
| 4,530,190          | 2,293,217   | 2,236,973   | -          | 7,058,885     | 1,768,298   | 8,914     | 5,281,673   | 奈良県  |
| -                  | -           | -           | -          | 8,727,974     | 3,071,575   | 14,070    | 5,642,329   | 和歌山県 |
| 816,923            | 469,225     | 176,018     | 171,680    | 8,440,292     | 2,147,085   | 125,793   | 6,167,414   | 鳥取県  |
| 2,329,267          | 812,984     | 938,915     | 577,368    | 8,037,873     | 2,397,279   | 12,318    | 5,628,276   | 島根県  |
| 2,479,981          | 1,458,900   | 577,344     | 443,737    | 28,002,701    | 7,645,269   | 24,846    | 20,332,586  | 岡山県  |
| 2,278,512          | 1,173,313   | 562,042     | 543,157    | 42,076,912    | 14,335,418  | 97,421    | 27,644,073  | 広島県  |
| 710,962            | 372,886     | 172,473     | 165,603    | 27,829,657    | 11,294,302  | 160,288   | 16,375,067  | 山口県  |
| -                  | -           | -           | -          | 5,651,541     | 1,425,746   | 114,993   | 4,110,802   | 徳島県  |
| 1,015,326          | 455,277     | 186,439     | 373,610    | 9,914,405     | 3,800,653   | 174,326   | 5,939,426   | 香川県  |
| -                  | -           | -           | -          | 12,485,997    | 3,907,661   | 92,415    | 8,485,921   | 愛媛県  |
| 1,091,031          | 659,849     | 203,491     | 227,691    | 7,014,708     | 2,344,524   | 38,772    | 4,631,412   | 高知県  |
| 7,806,337          | 3,262,900   | 882,036     | 3,661,401  | 66,963,367    | 18,872,749  | 35,100    | 48,055,518  | 福岡県  |
| -                  | -           | -           | -          | 13,839,616    | 4,561,597   | 152,783   | 9,125,236   | 佐賀県  |
| -                  | -           | -           | -          | 13,424,071    | 4,438,331   | -         | 8,985,740   | 長崎県  |
| 607,218            | 306,984     | 145,000     | 155,234    | 24,307,659    | 6,414,458   | 68,925    | 17,824,276  | 熊本県  |
| 10,455             | -           | 10,455      | -          | 18,657,571    | 6,498,962   | 68,924    | 12,089,685  | 大分県  |
| -                  | -           | -           | -          | 10,396,470    | 3,708,933   | 18,000    | 6,669,537   | 宮崎県  |
| -                  | -           | -           | -          | 8,058,692     | 2,167,993   | 107,197   | 5,783,502   | 鹿児島県 |
| 7,169,339          | 3,490,426   | 3,268,079   | 410,834    | 16,662,937    | 4,981,061   | 3,286,209 | 8,395,667   | 沖縄県  |
| 443,400,746        | 143,208,762 | 253,156,526 | 47,035,458 | 1,352,914,827 | 377,629,039 | 9,734,014 | 965,551,774 | 合 計  |

16. 有料道路

| 区分<br>都道府県名 | (1) 資金負担別投資実績 |        |       |      | (2) 投資主体別資金負担別投資実績 |        |       |      |
|-------------|---------------|--------|-------|------|--------------------|--------|-------|------|
|             | 総投資額          | 資金負担区分 |       |      | 投資額                | 資金負担区分 |       |      |
|             |               | 国費     | 都道府県費 | 市町村費 |                    | 国費     | 都道府県費 | 市町村費 |
| 北海道         | -             | -      | -     | -    | -                  | -      | -     | -    |
| 青森県         | -             | -      | -     | -    | -                  | -      | -     | -    |
| 岩手県         | -             | -      | -     | -    | -                  | -      | -     | -    |
| 宮城県         | -             | -      | -     | -    | -                  | -      | -     | -    |
| 秋田県         | -             | -      | -     | -    | -                  | -      | -     | -    |
| 山形県         | -             | -      | -     | -    | -                  | -      | -     | -    |
| 福島県         | -             | -      | -     | -    | -                  | -      | -     | -    |
| 茨城県         | -             | -      | -     | -    | -                  | -      | -     | -    |
| 栃木県         | -             | -      | -     | -    | -                  | -      | -     | -    |
| 群馬県         | -             | -      | -     | -    | -                  | -      | -     | -    |
| 埼玉県         | -             | -      | -     | -    | -                  | -      | -     | -    |
| 千葉県         | -             | -      | -     | -    | -                  | -      | -     | -    |
| 東京都         | -             | -      | -     | -    | -                  | -      | -     | -    |
| 神奈川県        | -             | -      | -     | -    | -                  | -      | -     | -    |
| 新潟県         | -             | -      | -     | -    | -                  | -      | -     | -    |
| 富山県         | -             | -      | -     | -    | -                  | -      | -     | -    |
| 石川県         | -             | -      | -     | -    | -                  | -      | -     | -    |
| 福井県         | -             | -      | -     | -    | -                  | -      | -     | -    |
| 山梨県         | -             | -      | -     | -    | -                  | -      | -     | -    |
| 長野県         | -             | -      | -     | -    | -                  | -      | -     | -    |
| 岐阜県         | -             | -      | -     | -    | -                  | -      | -     | -    |
| 静岡県         | -             | -      | -     | -    | -                  | -      | -     | -    |
| 愛知県         | -             | -      | -     | -    | -                  | -      | -     | -    |
| 三重県         | -             | -      | -     | -    | -                  | -      | -     | -    |
| 滋賀県         | -             | -      | -     | -    | -                  | -      | -     | -    |
| 京都府         | -             | -      | -     | -    | -                  | -      | -     | -    |
| 大阪府         | -             | -      | -     | -    | -                  | -      | -     | -    |
| 兵庫県         | -             | -      | -     | -    | -                  | -      | -     | -    |
| 奈良県         | -             | -      | -     | -    | -                  | -      | -     | -    |
| 和歌山県        | -             | -      | -     | -    | -                  | -      | -     | -    |
| 鳥取県         | -             | -      | -     | -    | -                  | -      | -     | -    |
| 島根県         | -             | -      | -     | -    | -                  | -      | -     | -    |
| 岡山県         | -             | -      | -     | -    | -                  | -      | -     | -    |
| 広島県         | -             | -      | -     | -    | -                  | -      | -     | -    |
| 山口県         | -             | -      | -     | -    | -                  | -      | -     | -    |
| 徳島県         | -             | -      | -     | -    | -                  | -      | -     | -    |
| 香川県         | -             | -      | -     | -    | -                  | -      | -     | -    |
| 愛媛県         | -             | -      | -     | -    | -                  | -      | -     | -    |
| 高知県         | -             | -      | -     | -    | -                  | -      | -     | -    |
| 福岡県         | -             | -      | -     | -    | -                  | -      | -     | -    |
| 佐賀県         | -             | -      | -     | -    | -                  | -      | -     | -    |
| 長崎県         | -             | -      | -     | -    | -                  | -      | -     | -    |
| 熊本県         | -             | -      | -     | -    | -                  | -      | -     | -    |
| 大分県         | -             | -      | -     | -    | -                  | -      | -     | -    |
| 宮崎県         | -             | -      | -     | -    | -                  | -      | -     | -    |
| 鹿児島県        | -             | -      | -     | -    | -                  | -      | -     | -    |
| 沖縄県         | -             | -      | -     | -    | -                  | -      | -     | -    |
| 合計          | -             | -      | -     | -    | -                  | -      | -     | -    |

(単位：千円)

| (2) 投資主体別資金負担別投資実績 |        |       |      |       |        |       | 区 分   |      |
|--------------------|--------|-------|------|-------|--------|-------|-------|------|
| 口 都道府県             |        |       |      | ハ 市町村 |        |       |       |      |
| 投資額                | 資金負担区分 |       |      | 投資額   | 資金負担区分 |       |       |      |
|                    | 国費     | 都道府県費 | 市町村費 |       | 国費     | 都道府県費 |       | 市町村費 |
|                    |        |       |      |       |        |       | 都道府県名 |      |
| -                  | -      | -     | -    | -     | -      | -     | 北海道   |      |
| -                  | -      | -     | -    | -     | -      | -     | 青森県   |      |
| -                  | -      | -     | -    | -     | -      | -     | 岩手県   |      |
| -                  | -      | -     | -    | -     | -      | -     | 宮城県   |      |
| -                  | -      | -     | -    | -     | -      | -     | 秋田県   |      |
| -                  | -      | -     | -    | -     | -      | -     | 山形県   |      |
| -                  | -      | -     | -    | -     | -      | -     | 福島県   |      |
| -                  | -      | -     | -    | -     | -      | -     | 茨城県   |      |
| -                  | -      | -     | -    | -     | -      | -     | 栃木県   |      |
| -                  | -      | -     | -    | -     | -      | -     | 群馬県   |      |
| -                  | -      | -     | -    | -     | -      | -     | 埼玉県   |      |
| -                  | -      | -     | -    | -     | -      | -     | 千葉県   |      |
| -                  | -      | -     | -    | -     | -      | -     | 東京都   |      |
| -                  | -      | -     | -    | -     | -      | -     | 神奈川県  |      |
| -                  | -      | -     | -    | -     | -      | -     | 新潟県   |      |
| -                  | -      | -     | -    | -     | -      | -     | 富山県   |      |
| -                  | -      | -     | -    | -     | -      | -     | 石川県   |      |
| -                  | -      | -     | -    | -     | -      | -     | 福井県   |      |
| -                  | -      | -     | -    | -     | -      | -     | 山梨県   |      |
| -                  | -      | -     | -    | -     | -      | -     | 長野県   |      |
| -                  | -      | -     | -    | -     | -      | -     | 岐阜県   |      |
| -                  | -      | -     | -    | -     | -      | -     | 静岡県   |      |
| -                  | -      | -     | -    | -     | -      | -     | 愛知県   |      |
| -                  | -      | -     | -    | -     | -      | -     | 三重県   |      |
| -                  | -      | -     | -    | -     | -      | -     | 滋賀県   |      |
| -                  | -      | -     | -    | -     | -      | -     | 京都府   |      |
| -                  | -      | -     | -    | -     | -      | -     | 大阪府   |      |
| -                  | -      | -     | -    | -     | -      | -     | 兵庫県   |      |
| -                  | -      | -     | -    | -     | -      | -     | 奈良県   |      |
| -                  | -      | -     | -    | -     | -      | -     | 和歌山県  |      |
| -                  | -      | -     | -    | -     | -      | -     | 鳥取県   |      |
| -                  | -      | -     | -    | -     | -      | -     | 島根県   |      |
| -                  | -      | -     | -    | -     | -      | -     | 岡山県   |      |
| -                  | -      | -     | -    | -     | -      | -     | 広島県   |      |
| -                  | -      | -     | -    | -     | -      | -     | 山口県   |      |
| -                  | -      | -     | -    | -     | -      | -     | 徳島県   |      |
| -                  | -      | -     | -    | -     | -      | -     | 香川県   |      |
| -                  | -      | -     | -    | -     | -      | -     | 愛媛県   |      |
| -                  | -      | -     | -    | -     | -      | -     | 高知県   |      |
| -                  | -      | -     | -    | -     | -      | -     | 福岡県   |      |
| -                  | -      | -     | -    | -     | -      | -     | 佐賀県   |      |
| -                  | -      | -     | -    | -     | -      | -     | 長崎県   |      |
| -                  | -      | -     | -    | -     | -      | -     | 熊本県   |      |
| -                  | -      | -     | -    | -     | -      | -     | 大分県   |      |
| -                  | -      | -     | -    | -     | -      | -     | 宮崎県   |      |
| -                  | -      | -     | -    | -     | -      | -     | 鹿児島県  |      |
| -                  | -      | -     | -    | -     | -      | -     | 沖縄県   |      |
| -                  | -      | -     | -    | -     | -      | -     | 合 計   |      |

17. 駐車場

| 区分<br>都道府県名 | (1) 資金負担別投資実績 |        |        |           | (2) 投資主体別資金負担別投資実績 |        |       |      |
|-------------|---------------|--------|--------|-----------|--------------------|--------|-------|------|
|             | 総投資額          | 資金負担区分 |        |           | 投資額                | 資金負担区分 |       |      |
|             |               | 国費     | 都道府県費  | 市町村費      |                    | 国費     | 都道府県費 | 市町村費 |
| 北海道         | 68,295        | -      | -      | 68,295    | -                  | -      | -     |      |
| 青森県         | 14,900        | -      | 6,501  | 8,399     | -                  | -      | -     |      |
| 岩手県         | -             | -      | -      | -         | -                  | -      | -     |      |
| 宮城県         | 146           | -      | -      | 146       | -                  | -      | -     |      |
| 秋田県         | -             | -      | -      | -         | -                  | -      | -     |      |
| 山形県         | -             | -      | -      | -         | -                  | -      | -     |      |
| 福島県         | 12,129        | -      | -      | 12,129    | -                  | -      | -     |      |
| 茨城県         | 98,081        | -      | -      | 98,081    | -                  | -      | -     |      |
| 栃木県         | 11,285        | -      | -      | 11,285    | -                  | -      | -     |      |
| 群馬県         | -             | -      | -      | -         | -                  | -      | -     |      |
| 埼玉県         | 53,717        | -      | -      | 53,717    | -                  | -      | -     |      |
| 千葉県         | 181,587       | -      | -      | 181,587   | -                  | -      | -     |      |
| 東京都         | 332,336       | -      | -      | 332,336   | -                  | -      | -     |      |
| 神奈川県        | 2,093         | -      | -      | 2,093     | -                  | -      | -     |      |
| 新潟県         | 8,710         | -      | -      | 8,710     | -                  | -      | -     |      |
| 富山県         | 51,879        | -      | -      | 51,879    | -                  | -      | -     |      |
| 石川県         | 43,787        | -      | -      | 43,787    | -                  | -      | -     |      |
| 福井県         | 30,419        | -      | -      | 30,419    | -                  | -      | -     |      |
| 山梨県         | -             | -      | -      | -         | -                  | -      | -     |      |
| 長野県         | 348,245       | -      | -      | 348,245   | -                  | -      | -     |      |
| 岐阜県         | 157,243       | -      | -      | 157,243   | -                  | -      | -     |      |
| 静岡県         | 120,414       | -      | -      | 120,414   | -                  | -      | -     |      |
| 愛知県         | 88,800        | -      | -      | 88,800    | -                  | -      | -     |      |
| 三重県         | 20,640        | -      | -      | 20,640    | -                  | -      | -     |      |
| 滋賀県         | -             | -      | -      | -         | -                  | -      | -     |      |
| 京都府         | 4,636         | -      | -      | 4,636     | -                  | -      | -     |      |
| 大阪府         | 9,032         | -      | -      | 9,032     | -                  | -      | -     |      |
| 兵庫県         | 41,102        | -      | -      | 41,102    | -                  | -      | -     |      |
| 奈良県         | -             | -      | -      | -         | -                  | -      | -     |      |
| 和歌山県        | 15,191        | -      | -      | 15,191    | -                  | -      | -     |      |
| 鳥取県         | 927           | -      | -      | 927       | -                  | -      | -     |      |
| 島根県         | 21,094        | -      | -      | 21,094    | -                  | -      | -     |      |
| 岡山県         | 18,461        | -      | -      | 18,461    | -                  | -      | -     |      |
| 広島県         | 88,272        | -      | -      | 88,272    | -                  | -      | -     |      |
| 山口県         | 30,186        | -      | -      | 30,186    | -                  | -      | -     |      |
| 徳島県         | 29,396        | -      | 7,946  | 21,450    | -                  | -      | -     |      |
| 香川県         | 13,811        | -      | -      | 13,811    | -                  | -      | -     |      |
| 愛媛県         | 78,989        | 9,376  | -      | 69,613    | -                  | -      | -     |      |
| 高知県         | 419,684       | -      | -      | 419,684   | -                  | -      | -     |      |
| 福岡県         | 69,896        | -      | -      | 69,896    | -                  | -      | -     |      |
| 佐賀県         | -             | -      | -      | -         | -                  | -      | -     |      |
| 長崎県         | 111,636       | -      | -      | 111,636   | -                  | -      | -     |      |
| 熊本県         | -             | -      | -      | -         | -                  | -      | -     |      |
| 大分県         | -             | -      | -      | -         | -                  | -      | -     |      |
| 宮崎県         | -             | -      | -      | -         | -                  | -      | -     |      |
| 鹿児島県        | -             | -      | -      | -         | -                  | -      | -     |      |
| 沖縄県         | 342           | -      | 342    | -         | -                  | -      | -     |      |
| 合計          | 2,597,361     | 9,376  | 14,789 | 2,573,196 | -                  | -      | -     |      |

(単位：千円)

| (2) 投資主体別資金負担別投資実績 |        |        |      |           |        |       |           | 区 分  |
|--------------------|--------|--------|------|-----------|--------|-------|-----------|------|
| 口 都道府県             |        |        |      | ハ 市町村     |        |       |           |      |
| 投資額                | 資金負担区分 |        |      | 投資額       | 資金負担区分 |       |           |      |
|                    | 国 費    | 都道府県費  | 市町村費 |           | 国 費    | 都道府県費 | 市町村費      |      |
| -                  | -      | -      | -    | 68,295    | -      | -     | 68,295    | 北海道  |
| 6,501              | -      | 6,501  | -    | 8,399     | -      | -     | 8,399     | 青森県  |
| -                  | -      | -      | -    | -         | -      | -     | -         | 岩手県  |
| -                  | -      | -      | -    | 146       | -      | -     | 146       | 宮城県  |
| -                  | -      | -      | -    | -         | -      | -     | -         | 秋田県  |
| -                  | -      | -      | -    | -         | -      | -     | -         | 山形県  |
| -                  | -      | -      | -    | 12,129    | -      | -     | 12,129    | 福島県  |
| -                  | -      | -      | -    | 98,081    | -      | -     | 98,081    | 茨城県  |
| -                  | -      | -      | -    | 11,285    | -      | -     | 11,285    | 栃木県  |
| -                  | -      | -      | -    | -         | -      | -     | -         | 群馬県  |
| -                  | -      | -      | -    | 53,717    | -      | -     | 53,717    | 埼玉県  |
| -                  | -      | -      | -    | 181,587   | -      | -     | 181,587   | 千葉県  |
| -                  | -      | -      | -    | 332,336   | -      | -     | 332,336   | 東京都  |
| -                  | -      | -      | -    | 2,093     | -      | -     | 2,093     | 神奈川県 |
| -                  | -      | -      | -    | 8,710     | -      | -     | 8,710     | 新潟県  |
| -                  | -      | -      | -    | 51,879    | -      | -     | 51,879    | 富山県  |
| -                  | -      | -      | -    | 43,787    | -      | -     | 43,787    | 石川県  |
| -                  | -      | -      | -    | 30,419    | -      | -     | 30,419    | 福井県  |
| -                  | -      | -      | -    | -         | -      | -     | -         | 山梨県  |
| -                  | -      | -      | -    | 348,245   | -      | -     | 348,245   | 長野県  |
| -                  | -      | -      | -    | 157,243   | -      | -     | 157,243   | 岐阜県  |
| -                  | -      | -      | -    | 120,414   | -      | -     | 120,414   | 静岡県  |
| -                  | -      | -      | -    | 88,800    | -      | -     | 88,800    | 愛知県  |
| -                  | -      | -      | -    | 20,640    | -      | -     | 20,640    | 三重県  |
| -                  | -      | -      | -    | -         | -      | -     | -         | 滋賀県  |
| -                  | -      | -      | -    | 4,636     | -      | -     | 4,636     | 京都府  |
| -                  | -      | -      | -    | 9,032     | -      | -     | 9,032     | 大阪府  |
| -                  | -      | -      | -    | 41,102    | -      | -     | 41,102    | 兵庫県  |
| -                  | -      | -      | -    | -         | -      | -     | -         | 奈良県  |
| -                  | -      | -      | -    | 15,191    | -      | -     | 15,191    | 和歌山県 |
| -                  | -      | -      | -    | 927       | -      | -     | 927       | 鳥取県  |
| -                  | -      | -      | -    | 21,094    | -      | -     | 21,094    | 島根県  |
| -                  | -      | -      | -    | 18,461    | -      | -     | 18,461    | 岡山県  |
| -                  | -      | -      | -    | 88,272    | -      | -     | 88,272    | 広島県  |
| -                  | -      | -      | -    | 30,186    | -      | -     | 30,186    | 山口県  |
| 7,946              | -      | 7,946  | -    | 21,450    | -      | -     | 21,450    | 徳島県  |
| -                  | -      | -      | -    | 13,811    | -      | -     | 13,811    | 香川県  |
| -                  | -      | -      | -    | 78,989    | 9,376  | -     | 69,613    | 愛媛県  |
| -                  | -      | -      | -    | 419,684   | -      | -     | 419,684   | 高知県  |
| -                  | -      | -      | -    | 69,896    | -      | -     | 69,896    | 福岡県  |
| -                  | -      | -      | -    | -         | -      | -     | -         | 佐賀県  |
| -                  | -      | -      | -    | 111,636   | -      | -     | 111,636   | 長崎県  |
| -                  | -      | -      | -    | -         | -      | -     | -         | 熊本県  |
| -                  | -      | -      | -    | -         | -      | -     | -         | 大分県  |
| -                  | -      | -      | -    | -         | -      | -     | -         | 宮崎県  |
| -                  | -      | -      | -    | -         | -      | -     | -         | 鹿児島県 |
| 342                | -      | 342    | -    | -         | -      | -     | -         | 沖縄県  |
| 14,789             | -      | 14,789 | -    | 2,582,572 | 9,376  | -     | 2,573,196 | 合 計  |

18. 介護サービス

| 区分<br>都道府県名 | (1) 資金負担別投資実績 |        |         |           | (2) 投資主体別資金負担別投資実績 |        |       |      |
|-------------|---------------|--------|---------|-----------|--------------------|--------|-------|------|
|             | 総投資額          | 資金負担区分 |         |           | 投資額                | 資金負担区分 |       |      |
|             |               | 国費     | 都道府県費   | 市町村費      |                    | 国費     | 都道府県費 | 市町村費 |
| 北海道         | 2,116,590     | 18,384 | 54,746  | 2,043,460 | -                  | -      | -     | -    |
| 青森県         | 576           | -      | -       | 576       | -                  | -      | -     | -    |
| 岩手県         | 360           | -      | -       | 360       | -                  | -      | -     | -    |
| 宮城県         | 30,647        | -      | 900     | 29,747    | -                  | -      | -     | -    |
| 秋田県         | 424,937       | -      | -       | 424,937   | -                  | -      | -     | -    |
| 山形県         | 15,833        | -      | 199     | 15,634    | -                  | -      | -     | -    |
| 福島県         | 11,042        | -      | 3,680   | 7,362     | -                  | -      | -     | -    |
| 茨城県         | 9,567         | -      | -       | 9,567     | -                  | -      | -     | -    |
| 栃木県         | -             | -      | -       | -         | -                  | -      | -     | -    |
| 群馬県         | 93,712        | -      | -       | 93,712    | -                  | -      | -     | -    |
| 埼玉県         | 715,166       | -      | -       | 715,166   | -                  | -      | -     | -    |
| 千葉県         | 67,190        | -      | 2,330   | 64,860    | -                  | -      | -     | -    |
| 東京都         | 3,361,104     | -      | 349,317 | 3,011,787 | -                  | -      | -     | -    |
| 神奈川県        | 36,741        | -      | -       | 36,741    | -                  | -      | -     | -    |
| 新潟県         | 71,488        | -      | -       | 71,488    | -                  | -      | -     | -    |
| 富山県         | 6,265         | -      | -       | 6,265     | -                  | -      | -     | -    |
| 石川県         | -             | -      | -       | -         | -                  | -      | -     | -    |
| 福井県         | 6,236         | -      | -       | 6,236     | -                  | -      | -     | -    |
| 山梨県         | 3,033         | -      | -       | 3,033     | -                  | -      | -     | -    |
| 長野県         | 285,623       | -      | -       | 285,623   | -                  | -      | -     | -    |
| 岐阜県         | 75,188        | -      | -       | 75,188    | -                  | -      | -     | -    |
| 静岡県         | -             | -      | -       | -         | -                  | -      | -     | -    |
| 愛知県         | 6,736         | -      | -       | 6,736     | -                  | -      | -     | -    |
| 三重県         | 66,763        | -      | -       | 66,763    | -                  | -      | -     | -    |
| 滋賀県         | 6,171         | -      | -       | 6,171     | -                  | -      | -     | -    |
| 京都府         | 33,550        | -      | -       | 33,550    | -                  | -      | -     | -    |
| 大阪府         | -             | -      | -       | -         | -                  | -      | -     | -    |
| 兵庫県         | 19,280        | -      | -       | 19,280    | -                  | -      | -     | -    |
| 奈良県         | -             | -      | -       | -         | -                  | -      | -     | -    |
| 和歌山県        | 219,739       | -      | -       | 219,739   | -                  | -      | -     | -    |
| 鳥取県         | -             | -      | -       | -         | -                  | -      | -     | -    |
| 島根県         | -             | -      | -       | -         | -                  | -      | -     | -    |
| 岡山県         | 217,014       | 29,883 | -       | 187,131   | -                  | -      | -     | -    |
| 広島県         | -             | -      | -       | -         | -                  | -      | -     | -    |
| 山口県         | 2,521         | -      | -       | 2,521     | -                  | -      | -     | -    |
| 徳島県         | 6,204         | -      | -       | 6,204     | -                  | -      | -     | -    |
| 香川県         | 85,817        | -      | -       | 85,817    | -                  | -      | -     | -    |
| 愛媛県         | 397,243       | 17,593 | 8,797   | 370,853   | -                  | -      | -     | -    |
| 高知県         | 300,991       | -      | -       | 300,991   | -                  | -      | -     | -    |
| 福岡県         | -             | -      | -       | -         | -                  | -      | -     | -    |
| 佐賀県         | 3,021         | -      | -       | 3,021     | -                  | -      | -     | -    |
| 長崎県         | 13,899        | -      | -       | 13,899    | -                  | -      | -     | -    |
| 熊本県         | -             | -      | -       | -         | -                  | -      | -     | -    |
| 大分県         | 45,571        | -      | 7,100   | 38,471    | -                  | -      | -     | -    |
| 宮崎県         | -             | -      | -       | -         | -                  | -      | -     | -    |
| 鹿児島県        | 2,191         | -      | -       | 2,191     | -                  | -      | -     | -    |
| 沖縄県         | -             | -      | -       | -         | -                  | -      | -     | -    |
| 合計          | 8,758,009     | 65,860 | 427,069 | 8,265,080 | -                  | -      | -     | -    |

(単位：千円)

| (2) 投資主体別資金負担別投資実績 |        |       |      |           |        |         |           | 区 分  |
|--------------------|--------|-------|------|-----------|--------|---------|-----------|------|
| 口 都道府県             |        |       |      | ハ 市町村     |        |         |           |      |
| 投資額                | 資金負担区分 |       |      | 投資額       | 資金負担区分 |         |           |      |
|                    | 国 費    | 都道府県費 | 市町村費 |           | 国 費    | 都道府県費   | 市町村費      |      |
| -                  | -      | -     | -    | 2,116,590 | 18,384 | 54,746  | 2,043,460 | 北海道  |
| -                  | -      | -     | -    | 576       | -      | -       | 576       | 青森県  |
| -                  | -      | -     | -    | 360       | -      | -       | 360       | 岩手県  |
| -                  | -      | -     | -    | 30,647    | -      | 900     | 29,747    | 宮城県  |
| -                  | -      | -     | -    | 424,937   | -      | -       | 424,937   | 秋田県  |
| -                  | -      | -     | -    | 15,833    | -      | 199     | 15,634    | 山形県  |
| -                  | -      | -     | -    | 11,042    | -      | 3,680   | 7,362     | 福島県  |
| -                  | -      | -     | -    | 9,567     | -      | -       | 9,567     | 茨城県  |
| -                  | -      | -     | -    | -         | -      | -       | -         | 栃木県  |
| -                  | -      | -     | -    | 93,712    | -      | -       | 93,712    | 群馬県  |
| -                  | -      | -     | -    | 715,166   | -      | -       | 715,166   | 埼玉県  |
| -                  | -      | -     | -    | 67,190    | -      | 2,330   | 64,860    | 千葉県  |
| -                  | -      | -     | -    | 3,361,104 | -      | 349,317 | 3,011,787 | 東京都  |
| -                  | -      | -     | -    | 36,741    | -      | -       | 36,741    | 神奈川県 |
| -                  | -      | -     | -    | 71,488    | -      | -       | 71,488    | 新潟県  |
| -                  | -      | -     | -    | 6,265     | -      | -       | 6,265     | 富山県  |
| -                  | -      | -     | -    | -         | -      | -       | -         | 石川県  |
| -                  | -      | -     | -    | 6,236     | -      | -       | 6,236     | 福井県  |
| -                  | -      | -     | -    | 3,033     | -      | -       | 3,033     | 山梨県  |
| -                  | -      | -     | -    | 285,623   | -      | -       | 285,623   | 長野県  |
| -                  | -      | -     | -    | 75,188    | -      | -       | 75,188    | 岐阜県  |
| -                  | -      | -     | -    | -         | -      | -       | -         | 静岡県  |
| -                  | -      | -     | -    | 6,736     | -      | -       | 6,736     | 愛知県  |
| -                  | -      | -     | -    | 66,763    | -      | -       | 66,763    | 三重県  |
| -                  | -      | -     | -    | 6,171     | -      | -       | 6,171     | 滋賀県  |
| -                  | -      | -     | -    | 33,550    | -      | -       | 33,550    | 京都府  |
| -                  | -      | -     | -    | -         | -      | -       | -         | 大阪府  |
| -                  | -      | -     | -    | 19,280    | -      | -       | 19,280    | 兵庫県  |
| -                  | -      | -     | -    | -         | -      | -       | -         | 奈良県  |
| -                  | -      | -     | -    | 219,739   | -      | -       | 219,739   | 和歌山県 |
| -                  | -      | -     | -    | -         | -      | -       | -         | 鳥取県  |
| -                  | -      | -     | -    | -         | -      | -       | -         | 島根県  |
| -                  | -      | -     | -    | 217,014   | 29,883 | -       | 187,131   | 岡山県  |
| -                  | -      | -     | -    | -         | -      | -       | -         | 広島県  |
| -                  | -      | -     | -    | 2,521     | -      | -       | 2,521     | 山口県  |
| -                  | -      | -     | -    | 6,204     | -      | -       | 6,204     | 徳島県  |
| -                  | -      | -     | -    | 85,817    | -      | -       | 85,817    | 香川県  |
| -                  | -      | -     | -    | 397,243   | 17,593 | 8,797   | 370,853   | 愛媛県  |
| -                  | -      | -     | -    | 300,991   | -      | -       | 300,991   | 高知県  |
| -                  | -      | -     | -    | -         | -      | -       | -         | 福岡県  |
| -                  | -      | -     | -    | 3,021     | -      | -       | 3,021     | 佐賀県  |
| -                  | -      | -     | -    | 13,899    | -      | -       | 13,899    | 長崎県  |
| -                  | -      | -     | -    | -         | -      | -       | -         | 熊本県  |
| -                  | -      | -     | -    | 45,571    | -      | 7,100   | 38,471    | 大分県  |
| -                  | -      | -     | -    | -         | -      | -       | -         | 宮崎県  |
| -                  | -      | -     | -    | 2,191     | -      | -       | 2,191     | 鹿児島県 |
| -                  | -      | -     | -    | -         | -      | -       | -         | 沖縄県  |
| -                  | -      | -     | -    | 8,758,009 | 65,860 | 427,069 | 8,265,080 | 合 計  |

19. その他

| 区分<br>都道府県名 | (1) 資金負担別投資実績 |        |         |           | (2) 投資主体別資金負担別投資実績 |        |       |      |
|-------------|---------------|--------|---------|-----------|--------------------|--------|-------|------|
|             | 総投資額          | 資金負担区分 |         |           | 投資額                | 資金負担区分 |       |      |
|             |               | 国費     | 都道府県費   | 市町村費      |                    | 国費     | 都道府県費 | 市町村費 |
| 北海道         | 81,176        | -      | -       | 81,176    | -                  | -      | -     |      |
| 青森県         | -             | -      | -       | -         | -                  | -      | -     |      |
| 岩手県         | -             | -      | -       | -         | -                  | -      | -     |      |
| 宮城県         | 29,387        | -      | -       | 29,387    | -                  | -      | -     |      |
| 秋田県         | -             | -      | -       | -         | -                  | -      | -     |      |
| 山形県         | 67,197        | -      | 67,197  | -         | -                  | -      | -     |      |
| 福島県         | 27,314        | -      | -       | 27,314    | -                  | -      | -     |      |
| 茨城県         | -             | -      | -       | -         | -                  | -      | -     |      |
| 栃木県         | 299,415       | -      | -       | 299,415   | -                  | -      | -     |      |
| 群馬県         | 124,383       | -      | -       | 124,383   | -                  | -      | -     |      |
| 埼玉県         | -             | -      | -       | -         | -                  | -      | -     |      |
| 千葉県         | -             | -      | -       | -         | -                  | -      | -     |      |
| 東京都         | -             | -      | -       | -         | -                  | -      | -     |      |
| 神奈川県        | 1,080         | -      | 1,080   | -         | -                  | -      | -     |      |
| 新潟県         | -             | -      | -       | -         | -                  | -      | -     |      |
| 富山県         | -             | -      | -       | -         | -                  | -      | -     |      |
| 石川県         | 2,187         | -      | -       | 2,187     | -                  | -      | -     |      |
| 福井県         | -             | -      | -       | -         | -                  | -      | -     |      |
| 山梨県         | -             | -      | -       | -         | -                  | -      | -     |      |
| 長野県         | 43,569        | -      | 35,118  | 8,451     | -                  | -      | -     |      |
| 岐阜県         | 192,734       | -      | -       | 192,734   | -                  | -      | -     |      |
| 静岡県         | -             | -      | -       | -         | -                  | -      | -     |      |
| 愛知県         | 93,617        | -      | -       | 93,617    | -                  | -      | -     |      |
| 三重県         | -             | -      | -       | -         | -                  | -      | -     |      |
| 滋賀県         | -             | -      | -       | -         | -                  | -      | -     |      |
| 京都府         | -             | -      | -       | -         | -                  | -      | -     |      |
| 大阪府         | -             | -      | -       | -         | -                  | -      | -     |      |
| 兵庫県         | 206,097       | -      | 19,654  | 186,443   | -                  | -      | -     |      |
| 奈良県         | -             | -      | -       | -         | -                  | -      | -     |      |
| 和歌山県        | -             | -      | -       | -         | -                  | -      | -     |      |
| 鳥取県         | -             | -      | -       | -         | -                  | -      | -     |      |
| 島根県         | 5,296         | -      | -       | 5,296     | -                  | -      | -     |      |
| 岡山県         | -             | -      | -       | -         | -                  | -      | -     |      |
| 広島県         | 6,314         | -      | -       | 6,314     | -                  | -      | -     |      |
| 山口県         | -             | -      | -       | -         | -                  | -      | -     |      |
| 徳島県         | -             | -      | -       | -         | -                  | -      | -     |      |
| 香川県         | -             | -      | -       | -         | -                  | -      | -     |      |
| 愛媛県         | 431           | -      | -       | 431       | -                  | -      | -     |      |
| 高知県         | -             | -      | -       | -         | -                  | -      | -     |      |
| 福岡県         | 9,112         | -      | -       | 9,112     | -                  | -      | -     |      |
| 佐賀県         | -             | -      | -       | -         | -                  | -      | -     |      |
| 長崎県         | 281,623       | 69,197 | -       | 212,426   | -                  | -      | -     |      |
| 熊本県         | -             | -      | -       | -         | -                  | -      | -     |      |
| 大分県         | -             | -      | -       | -         | -                  | -      | -     |      |
| 宮崎県         | -             | -      | -       | -         | -                  | -      | -     |      |
| 鹿児島県        | 14,871        | -      | 4,390   | 10,481    | -                  | -      | -     |      |
| 沖縄県         | 2,201         | -      | -       | 2,201     | -                  | -      | -     |      |
| 合計          | 1,488,004     | 69,197 | 127,439 | 1,291,368 | -                  | -      | -     |      |

(単位：千円)

| (2) 投資主体別資金負担別投資実績 |        |         |      |           |        |       |           | 区 分  |
|--------------------|--------|---------|------|-----------|--------|-------|-----------|------|
| 口 都道府県             |        |         |      | ハ 市町村     |        |       |           |      |
| 投資額                | 資金負担区分 |         |      | 投資額       | 資金負担区分 |       |           |      |
|                    | 国費     | 都道府県費   | 市町村費 |           | 国費     | 都道府県費 | 市町村費      |      |
| -                  | -      | -       | -    | 81,176    | -      | -     | 81,176    | 北海道  |
| -                  | -      | -       | -    | -         | -      | -     | -         | 青森県  |
| -                  | -      | -       | -    | -         | -      | -     | -         | 岩手県  |
| -                  | -      | -       | -    | 29,387    | -      | -     | 29,387    | 宮城県  |
| -                  | -      | -       | -    | -         | -      | -     | -         | 秋田県  |
| 67,197             | -      | 67,197  | -    | -         | -      | -     | -         | 山形県  |
| -                  | -      | -       | -    | 27,314    | -      | -     | 27,314    | 福島県  |
| -                  | -      | -       | -    | -         | -      | -     | -         | 茨城県  |
| -                  | -      | -       | -    | 299,415   | -      | -     | 299,415   | 栃木県  |
| -                  | -      | -       | -    | 124,383   | -      | -     | 124,383   | 群馬県  |
| -                  | -      | -       | -    | -         | -      | -     | -         | 埼玉県  |
| -                  | -      | -       | -    | -         | -      | -     | -         | 千葉県  |
| 1,080              | -      | 1,080   | -    | -         | -      | -     | -         | 東京都  |
| -                  | -      | -       | -    | -         | -      | -     | -         | 神奈川県 |
| -                  | -      | -       | -    | -         | -      | -     | -         | 新潟県  |
| -                  | -      | -       | -    | -         | -      | -     | -         | 富山県  |
| -                  | -      | -       | -    | 2,187     | -      | -     | 2,187     | 石川県  |
| -                  | -      | -       | -    | -         | -      | -     | -         | 福井県  |
| -                  | -      | -       | -    | -         | -      | -     | -         | 山梨県  |
| 35,118             | -      | 35,118  | -    | 8,451     | -      | -     | 8,451     | 長野県  |
| -                  | -      | -       | -    | 192,734   | -      | -     | 192,734   | 岐阜県  |
| -                  | -      | -       | -    | -         | -      | -     | -         | 静岡県  |
| -                  | -      | -       | -    | 93,617    | -      | -     | 93,617    | 愛知県  |
| -                  | -      | -       | -    | -         | -      | -     | -         | 三重県  |
| -                  | -      | -       | -    | -         | -      | -     | -         | 滋賀県  |
| -                  | -      | -       | -    | -         | -      | -     | -         | 京都府  |
| -                  | -      | -       | -    | -         | -      | -     | -         | 大阪府  |
| 19,654             | -      | 19,654  | -    | 186,443   | -      | -     | 186,443   | 兵庫県  |
| -                  | -      | -       | -    | -         | -      | -     | -         | 奈良県  |
| -                  | -      | -       | -    | -         | -      | -     | -         | 和歌山県 |
| -                  | -      | -       | -    | -         | -      | -     | -         | 鳥取県  |
| -                  | -      | -       | -    | 5,296     | -      | -     | 5,296     | 島根県  |
| -                  | -      | -       | -    | -         | -      | -     | -         | 岡山県  |
| -                  | -      | -       | -    | 6,314     | -      | -     | 6,314     | 広島県  |
| -                  | -      | -       | -    | -         | -      | -     | -         | 山口県  |
| -                  | -      | -       | -    | -         | -      | -     | -         | 徳島県  |
| -                  | -      | -       | -    | -         | -      | -     | -         | 香川県  |
| -                  | -      | -       | -    | 431       | -      | -     | 431       | 愛媛県  |
| -                  | -      | -       | -    | -         | -      | -     | -         | 高知県  |
| -                  | -      | -       | -    | 9,112     | -      | -     | 9,112     | 福岡県  |
| -                  | -      | -       | -    | -         | -      | -     | -         | 佐賀県  |
| -                  | -      | -       | -    | 281,623   | 69,197 | -     | 212,426   | 長崎県  |
| -                  | -      | -       | -    | -         | -      | -     | -         | 熊本県  |
| -                  | -      | -       | -    | -         | -      | -     | -         | 大分県  |
| -                  | -      | -       | -    | -         | -      | -     | -         | 宮崎県  |
| -                  | -      | -       | -    | 14,871    | -      | 4,390 | 10,481    | 鹿児島県 |
| -                  | -      | -       | -    | 2,201     | -      | -     | 2,201     | 沖縄県  |
| 123,049            | -      | 123,049 | -    | 1,364,955 | 69,197 | 4,390 | 1,291,368 | 合 計  |

### Ⅲ. 収益事業

| 区分<br>都道府県名 | (1) 資金負担別投資実績 |           |           |            | (2) 投資主体別資金負担別投資実績 |        |       |      |
|-------------|---------------|-----------|-----------|------------|--------------------|--------|-------|------|
|             | 総投資額          | 資金負担区分    |           |            | 投資額                | 資金負担区分 |       |      |
|             |               | 国費        | 都道府県費     | 市町村費       |                    | 国費     | 都道府県費 | 市町村費 |
| 北海道         | 276,717       | -         | -         | 276,717    | -                  | -      | -     | -    |
| 青森県         | -             | -         | -         | -          | -                  | -      | -     | -    |
| 岩手県         | 426,254       | -         | -         | 426,254    | -                  | -      | -     | -    |
| 宮城県         | -             | -         | -         | -          | -                  | -      | -     | -    |
| 秋田県         | -             | -         | -         | -          | -                  | -      | -     | -    |
| 山形県         | -             | -         | -         | -          | -                  | -      | -     | -    |
| 福島県         | 20,673        | -         | -         | 20,673     | -                  | -      | -     | -    |
| 茨城県         | 215,776       | -         | 215,776   | -          | -                  | -      | -     | -    |
| 栃木県         | 421,202       | -         | -         | 421,202    | -                  | -      | -     | -    |
| 群馬県         | -             | -         | -         | -          | -                  | -      | -     | -    |
| 埼玉県         | 975,314       | -         | -         | 975,314    | -                  | -      | -     | -    |
| 千葉県         | 153,270       | -         | -         | 153,270    | -                  | -      | -     | -    |
| 東京都         | 781,484       | -         | -         | 781,484    | -                  | -      | -     | -    |
| 神奈川県        | 44,140        | -         | -         | 44,140     | -                  | -      | -     | -    |
| 新潟県         | -             | -         | -         | -          | -                  | -      | -     | -    |
| 富山県         | -             | -         | -         | -          | -                  | -      | -     | -    |
| 石川県         | 1,159,819     | -         | 1,159,819 | -          | -                  | -      | -     | -    |
| 福井県         | -             | -         | -         | -          | -                  | -      | -     | -    |
| 山梨県         | -             | -         | -         | -          | -                  | -      | -     | -    |
| 長野県         | -             | -         | -         | -          | -                  | -      | -     | -    |
| 岐阜県         | 870,911       | -         | -         | 870,911    | -                  | -      | -     | -    |
| 静岡県         | 1,235,481     | -         | -         | 1,235,481  | -                  | -      | -     | -    |
| 愛知県         | 3,065,067     | -         | -         | 3,065,067  | -                  | -      | -     | -    |
| 三重県         | 5,344,078     | 2,664,815 | -         | 2,679,263  | -                  | -      | -     | -    |
| 滋賀県         | 605,731       | -         | 605,731   | -          | -                  | -      | -     | -    |
| 京都府         | -             | -         | -         | -          | -                  | -      | -     | -    |
| 大阪府         | 19,219        | -         | -         | 19,219     | -                  | -      | -     | -    |
| 兵庫県         | 2,838,566     | -         | -         | 2,838,566  | -                  | -      | -     | -    |
| 奈良県         | 1,306,970     | -         | 1,306,970 | -          | -                  | -      | -     | -    |
| 和歌山県        | 13,185        | -         | 13,185    | -          | -                  | -      | -     | -    |
| 鳥取県         | -             | -         | -         | -          | -                  | -      | -     | -    |
| 島根県         | -             | -         | -         | -          | -                  | -      | -     | -    |
| 岡山県         | 381,773       | -         | -         | 381,773    | -                  | -      | -     | -    |
| 広島県         | 2,621,487     | -         | -         | 2,621,487  | -                  | -      | -     | -    |
| 山口県         | 3,974,760     | -         | -         | 3,974,760  | -                  | -      | -     | -    |
| 徳島県         | 435,918       | -         | -         | 435,918    | -                  | -      | -     | -    |
| 香川県         | 3,732,619     | -         | -         | 3,732,619  | -                  | -      | -     | -    |
| 愛媛県         | 119,729       | -         | -         | 119,729    | -                  | -      | -     | -    |
| 高知県         | 3,075         | -         | -         | 3,075      | -                  | -      | -     | -    |
| 福岡県         | 2,298,784     | 28,301    | -         | 2,270,483  | -                  | -      | -     | -    |
| 佐賀県         | 2,885,661     | -         | 45,665    | 2,839,996  | -                  | -      | -     | -    |
| 長崎県         | 1,748,463     | -         | -         | 1,748,463  | -                  | -      | -     | -    |
| 熊本県         | -             | -         | -         | -          | -                  | -      | -     | -    |
| 大分県         | 29,545        | -         | -         | 29,545     | -                  | -      | -     | -    |
| 宮崎県         | -             | -         | -         | -          | -                  | -      | -     | -    |
| 鹿児島県        | -             | -         | -         | -          | -                  | -      | -     | -    |
| 沖縄県         | -             | -         | -         | -          | -                  | -      | -     | -    |
| 合計          | 38,005,671    | 2,693,116 | 3,347,146 | 31,965,409 | -                  | -      | -     | -    |

(単位：千円)

| (2) 投資主体別資金負担別投資実績 |        |           |      |            |           |        |            | 区分   |
|--------------------|--------|-----------|------|------------|-----------|--------|------------|------|
| 都道府県               |        |           |      | 市町村        |           |        |            |      |
| 投資額                | 資金負担区分 |           |      | 投資額        | 資金負担区分    |        |            |      |
|                    | 国費     | 都道府県費     | 市町村費 |            | 国費        | 都道府県費  | 市町村費       |      |
| -                  | -      | -         | -    | 276,717    | -         | -      | 276,717    | 北海道  |
| -                  | -      | -         | -    | -          | -         | -      | -          | 青森県  |
| -                  | -      | -         | -    | 426,254    | -         | -      | 426,254    | 岩手県  |
| -                  | -      | -         | -    | -          | -         | -      | -          | 宮城県  |
| -                  | -      | -         | -    | -          | -         | -      | -          | 秋田県  |
| -                  | -      | -         | -    | -          | -         | -      | -          | 山形県  |
| -                  | -      | -         | -    | 20,673     | -         | -      | 20,673     | 福島県  |
| 215,776            | -      | 215,776   | -    | -          | -         | -      | -          | 茨城県  |
| -                  | -      | -         | -    | 421,202    | -         | -      | 421,202    | 栃木県  |
| -                  | -      | -         | -    | -          | -         | -      | -          | 群馬県  |
| -                  | -      | -         | -    | 975,314    | -         | -      | 975,314    | 埼玉県  |
| -                  | -      | -         | -    | 153,270    | -         | -      | 153,270    | 千葉県  |
| -                  | -      | -         | -    | 781,484    | -         | -      | 781,484    | 東京都  |
| -                  | -      | -         | -    | 44,140     | -         | -      | 44,140     | 神奈川県 |
| -                  | -      | -         | -    | -          | -         | -      | -          | 新潟県  |
| -                  | -      | -         | -    | -          | -         | -      | -          | 富山県  |
| 1,159,819          | -      | 1,159,819 | -    | -          | -         | -      | -          | 石川県  |
| -                  | -      | -         | -    | -          | -         | -      | -          | 福井県  |
| -                  | -      | -         | -    | -          | -         | -      | -          | 山梨県  |
| -                  | -      | -         | -    | -          | -         | -      | -          | 長野県  |
| -                  | -      | -         | -    | 870,911    | -         | -      | 870,911    | 岐阜県  |
| -                  | -      | -         | -    | 1,235,481  | -         | -      | 1,235,481  | 静岡県  |
| -                  | -      | -         | -    | 3,065,067  | -         | -      | 3,065,067  | 愛知県  |
| -                  | -      | -         | -    | 5,344,078  | 2,664,815 | -      | 2,679,263  | 三重県  |
| 605,731            | -      | 605,731   | -    | -          | -         | -      | -          | 滋賀県  |
| -                  | -      | -         | -    | -          | -         | -      | -          | 京都府  |
| -                  | -      | -         | -    | 19,219     | -         | -      | 19,219     | 大阪府  |
| -                  | -      | -         | -    | 2,838,566  | -         | -      | 2,838,566  | 兵庫県  |
| 1,306,970          | -      | 1,306,970 | -    | -          | -         | -      | -          | 奈良県  |
| 13,185             | -      | 13,185    | -    | -          | -         | -      | -          | 和歌山県 |
| -                  | -      | -         | -    | -          | -         | -      | -          | 鳥取県  |
| -                  | -      | -         | -    | -          | -         | -      | -          | 島根県  |
| -                  | -      | -         | -    | 381,773    | -         | -      | 381,773    | 岡山県  |
| -                  | -      | -         | -    | 2,621,487  | -         | -      | 2,621,487  | 広島県  |
| -                  | -      | -         | -    | 3,974,760  | -         | -      | 3,974,760  | 山口県  |
| -                  | -      | -         | -    | 435,918    | -         | -      | 435,918    | 徳島県  |
| -                  | -      | -         | -    | 3,732,619  | -         | -      | 3,732,619  | 香川県  |
| -                  | -      | -         | -    | 119,729    | -         | -      | 119,729    | 愛媛県  |
| -                  | -      | -         | -    | 3,075      | -         | -      | 3,075      | 高知県  |
| -                  | -      | -         | -    | 2,298,784  | 28,301    | -      | 2,270,483  | 福岡県  |
| -                  | -      | -         | -    | 2,885,661  | -         | 45,665 | 2,839,996  | 佐賀県  |
| -                  | -      | -         | -    | 1,748,463  | -         | -      | 1,748,463  | 長崎県  |
| -                  | -      | -         | -    | -          | -         | -      | -          | 熊本県  |
| -                  | -      | -         | -    | 29,545     | -         | -      | 29,545     | 大分県  |
| -                  | -      | -         | -    | -          | -         | -      | -          | 宮崎県  |
| -                  | -      | -         | -    | -          | -         | -      | -          | 鹿児島県 |
| -                  | -      | -         | -    | -          | -         | -      | -          | 沖縄県  |
| 3,301,481          | -      | 3,301,481 | -    | 34,704,190 | 2,693,116 | 45,665 | 31,965,409 | 合計   |

#### IV. 国民健康保険事業

| 区分<br>都道府県名 | (1) 資金負担別投資実績 |         |         |           | (2) 投資主体別資金負担別投資実績 |        |       |      |
|-------------|---------------|---------|---------|-----------|--------------------|--------|-------|------|
|             | 総投資額          | 資金負担区分  |         |           | 投資額                | 資金負担区分 |       |      |
|             |               | 国費      | 都道府県費   | 市町村費      |                    | 国費     | 都道府県費 | 市町村費 |
| 北海道         | 616,238       | 128,150 | 3,042   | 485,046   | -                  | -      | -     | -    |
| 青森県         | 33,295        | -       | -       | 33,295    | -                  | -      | -     | -    |
| 岩手県         | 55,781        | 4,685   | -       | 51,096    | -                  | -      | -     | -    |
| 宮城県         | 1,594         | -       | -       | 1,594     | -                  | -      | -     | -    |
| 秋田県         | 13,203        | -       | -       | 13,203    | -                  | -      | -     | -    |
| 山形県         | 41,715        | -       | 7,115   | 34,600    | -                  | -      | -     | -    |
| 福島県         | 69,323        | 5,115   | -       | 64,208    | -                  | -      | -     | -    |
| 茨城県         | 2,974         | -       | -       | 2,974     | -                  | -      | -     | -    |
| 栃木県         | 1,996         | -       | -       | 1,996     | -                  | -      | -     | -    |
| 群馬県         | -             | -       | -       | -         | -                  | -      | -     | -    |
| 埼玉県         | 7,616         | -       | -       | 7,616     | -                  | -      | -     | -    |
| 千葉県         | 1,364         | -       | -       | 1,364     | -                  | -      | -     | -    |
| 東京都         | 11,659        | -       | 4,537   | 7,122     | -                  | -      | -     | -    |
| 神奈川県        | -             | -       | -       | -         | -                  | -      | -     | -    |
| 新潟県         | 18,300        | -       | -       | 18,300    | -                  | -      | -     | -    |
| 富山県         | 5,341         | -       | -       | 5,341     | -                  | -      | -     | -    |
| 石川県         | -             | -       | -       | -         | -                  | -      | -     | -    |
| 福井県         | 60,508        | 3,222   | 3,520   | 53,766    | -                  | -      | -     | -    |
| 山梨県         | 32,620        | -       | -       | 32,620    | -                  | -      | -     | -    |
| 長野県         | 5,147         | -       | -       | 5,147     | -                  | -      | -     | -    |
| 岐阜県         | 43,969        | 3,848   | 8,658   | 31,463    | -                  | -      | -     | -    |
| 静岡県         | 494           | -       | -       | 494       | -                  | -      | -     | -    |
| 愛知県         | 16,612        | 4,015   | -       | 12,597    | -                  | -      | -     | -    |
| 三重県         | 297           | -       | -       | 297       | -                  | -      | -     | -    |
| 滋賀県         | 24,427        | -       | -       | 24,427    | -                  | -      | -     | -    |
| 京都府         | 2,967         | -       | -       | 2,967     | -                  | -      | -     | -    |
| 大阪府         | 728           | -       | -       | 728       | -                  | -      | -     | -    |
| 兵庫県         | 19,001        | 2,664   | -       | 16,337    | -                  | -      | -     | -    |
| 奈良県         | 26,782        | -       | -       | 26,782    | -                  | -      | -     | -    |
| 和歌山県        | 693           | -       | -       | 693       | -                  | -      | -     | -    |
| 鳥取県         | 19,299        | -       | -       | 19,299    | -                  | -      | -     | -    |
| 島根県         | 139,421       | 5,611   | 4,971   | 128,839   | -                  | -      | -     | -    |
| 岡山県         | 23,773        | 1,677   | -       | 22,096    | -                  | -      | -     | -    |
| 広島県         | 27,884        | -       | -       | 27,884    | -                  | -      | -     | -    |
| 山口県         | 36,107        | 5,841   | -       | 30,266    | -                  | -      | -     | -    |
| 徳島県         | 19,978        | 1,100   | -       | 18,878    | -                  | -      | -     | -    |
| 香川県         | 6,765         | -       | -       | 6,765     | -                  | -      | -     | -    |
| 愛媛県         | 3,798         | -       | -       | 3,798     | -                  | -      | -     | -    |
| 高知県         | 75,404        | 4,687   | 5,897   | 64,820    | -                  | -      | -     | -    |
| 福岡県         | 3,825         | -       | -       | 3,825     | -                  | -      | -     | -    |
| 佐賀県         | 1,966         | 719     | -       | 1,247     | -                  | -      | -     | -    |
| 長崎県         | 254,574       | 9,984   | 27,805  | 216,785   | -                  | -      | -     | -    |
| 熊本県         | 30,679        | -       | -       | 30,679    | -                  | -      | -     | -    |
| 大分県         | 26,382        | 10,542  | -       | 15,840    | -                  | -      | -     | -    |
| 宮崎県         | 474,862       | -       | 50,993  | 423,869   | -                  | -      | -     | -    |
| 鹿児島県        | 238,331       | 57,216  | 15,794  | 165,321   | -                  | -      | -     | -    |
| 沖縄県         | -             | -       | -       | -         | -                  | -      | -     | -    |
| 合計          | 2,497,692     | 249,076 | 132,332 | 2,116,284 | -                  | -      | -     | -    |

(単位：千円)

| (2) 投資主体別資金負担別投資実績 |        |       |      |           |         |         |           | 区 分  |
|--------------------|--------|-------|------|-----------|---------|---------|-----------|------|
| 口 都道府県             |        |       |      | ハ 市町村     |         |         |           |      |
| 投資額                | 資金負担区分 |       |      | 投資額       | 資金負担区分  |         |           |      |
|                    | 国 費    | 都道府県費 | 市町村費 |           | 国 費     | 都道府県費   | 市町村費      |      |
| -                  | -      | -     | -    | 616,238   | 128,150 | 3,042   | 485,046   | 北海道  |
| -                  | -      | -     | -    | 33,295    | -       | -       | 33,295    | 青森県  |
| -                  | -      | -     | -    | 55,781    | 4,685   | -       | 51,096    | 岩手県  |
| -                  | -      | -     | -    | 1,594     | -       | -       | 1,594     | 宮城県  |
| -                  | -      | -     | -    | 13,203    | -       | -       | 13,203    | 秋田県  |
| -                  | -      | -     | -    | 41,715    | -       | 7,115   | 34,600    | 山形県  |
| -                  | -      | -     | -    | 69,323    | 5,115   | -       | 64,208    | 福島県  |
| -                  | -      | -     | -    | 2,974     | -       | -       | 2,974     | 茨城県  |
| -                  | -      | -     | -    | 1,996     | -       | -       | 1,996     | 栃木県  |
| -                  | -      | -     | -    | -         | -       | -       | -         | 群馬県  |
| -                  | -      | -     | -    | 7,616     | -       | -       | 7,616     | 埼玉県  |
| -                  | -      | -     | -    | 1,364     | -       | -       | 1,364     | 千葉県  |
| -                  | -      | -     | -    | 11,659    | -       | 4,537   | 7,122     | 東京都  |
| -                  | -      | -     | -    | -         | -       | -       | -         | 神奈川県 |
| -                  | -      | -     | -    | 18,300    | -       | -       | 18,300    | 新潟県  |
| -                  | -      | -     | -    | 5,341     | -       | -       | 5,341     | 富山県  |
| -                  | -      | -     | -    | -         | -       | -       | -         | 石川県  |
| -                  | -      | -     | -    | 60,508    | 3,222   | 3,520   | 53,766    | 福井県  |
| -                  | -      | -     | -    | 32,620    | -       | -       | 32,620    | 山梨県  |
| -                  | -      | -     | -    | 5,147     | -       | -       | 5,147     | 長野県  |
| -                  | -      | -     | -    | 43,969    | 3,848   | 8,658   | 31,463    | 岐阜県  |
| -                  | -      | -     | -    | 494       | -       | -       | 494       | 静岡県  |
| -                  | -      | -     | -    | 16,612    | 4,015   | -       | 12,597    | 愛知県  |
| -                  | -      | -     | -    | 297       | -       | -       | 297       | 三重県  |
| -                  | -      | -     | -    | 24,427    | -       | -       | 24,427    | 滋賀県  |
| -                  | -      | -     | -    | 2,967     | -       | -       | 2,967     | 京都府  |
| -                  | -      | -     | -    | 728       | -       | -       | 728       | 大阪府  |
| -                  | -      | -     | -    | 19,001    | 2,664   | -       | 16,337    | 兵庫県  |
| -                  | -      | -     | -    | 26,782    | -       | -       | 26,782    | 奈良県  |
| -                  | -      | -     | -    | 693       | -       | -       | 693       | 和歌山県 |
| -                  | -      | -     | -    | 19,299    | -       | -       | 19,299    | 鳥取県  |
| -                  | -      | -     | -    | 139,421   | 5,611   | 4,971   | 128,839   | 島根県  |
| -                  | -      | -     | -    | 23,773    | 1,677   | -       | 22,096    | 岡山県  |
| -                  | -      | -     | -    | 27,884    | -       | -       | 27,884    | 広島県  |
| -                  | -      | -     | -    | 36,107    | 5,841   | -       | 30,266    | 山口県  |
| -                  | -      | -     | -    | 19,978    | 1,100   | -       | 18,878    | 徳島県  |
| -                  | -      | -     | -    | 6,765     | -       | -       | 6,765     | 香川県  |
| -                  | -      | -     | -    | 3,798     | -       | -       | 3,798     | 愛媛県  |
| -                  | -      | -     | -    | 75,404    | 4,687   | 5,897   | 64,820    | 高知県  |
| -                  | -      | -     | -    | 3,825     | -       | -       | 3,825     | 福岡県  |
| -                  | -      | -     | -    | 1,966     | 719     | -       | 1,247     | 佐賀県  |
| -                  | -      | -     | -    | 254,574   | 9,984   | 27,805  | 216,785   | 長崎県  |
| -                  | -      | -     | -    | 30,679    | -       | -       | 30,679    | 熊本県  |
| -                  | -      | -     | -    | 26,382    | 10,542  | -       | 15,840    | 大分県  |
| -                  | -      | -     | -    | 474,862   | -       | 50,993  | 423,869   | 宮崎県  |
| -                  | -      | -     | -    | 238,331   | 57,216  | 15,794  | 165,321   | 鹿児島県 |
| -                  | -      | -     | -    | -         | -       | -       | -         | 沖縄県  |
| -                  | -      | -     | -    | 2,497,692 | 249,076 | 132,332 | 2,116,284 | 合 計  |

V. 介護保険事業

| 区分<br>都道府県名 | (1) 資金負担別投資実績 |        |       |        | (2) 投資主体別資金負担別投資実績 |        |       |      |
|-------------|---------------|--------|-------|--------|--------------------|--------|-------|------|
|             | 総投資額          | 資金負担区分 |       |        | 投資額                | 資金負担区分 |       |      |
|             |               | 国費     | 都道府県費 | 市町村費   |                    | 国費     | 都道府県費 | 市町村費 |
| 北海道         | 4             | -      | -     | 4      | -                  | -      | -     |      |
| 青森県         | 32            | -      | -     | 32     | -                  | -      | -     |      |
| 岩手県         | -             | -      | -     | -      | -                  | -      | -     |      |
| 宮城県         | -             | -      | -     | -      | -                  | -      | -     |      |
| 秋田県         | 56            | -      | -     | 56     | -                  | -      | -     |      |
| 山形県         | -             | -      | -     | -      | -                  | -      | -     |      |
| 福島県         | -             | -      | -     | -      | -                  | -      | -     |      |
| 茨城県         | 1,927         | -      | -     | 1,927  | -                  | -      | -     |      |
| 栃木県         | -             | -      | -     | -      | -                  | -      | -     |      |
| 群馬県         | -             | -      | -     | -      | -                  | -      | -     |      |
| 埼玉県         | -             | -      | -     | -      | -                  | -      | -     |      |
| 千葉県         | -             | -      | -     | -      | -                  | -      | -     |      |
| 東京都         | 10,509        | -      | -     | 10,509 | -                  | -      | -     |      |
| 神奈川県        | -             | -      | -     | -      | -                  | -      | -     |      |
| 新潟県         | 18,462        | 3,692  | 2,308 | 12,462 | -                  | -      | -     |      |
| 富山県         | -             | -      | -     | -      | -                  | -      | -     |      |
| 石川県         | -             | -      | -     | -      | -                  | -      | -     |      |
| 福井県         | -             | -      | -     | -      | -                  | -      | -     |      |
| 山梨県         | -             | -      | -     | -      | -                  | -      | -     |      |
| 長野県         | -             | -      | -     | -      | -                  | -      | -     |      |
| 岐阜県         | 1,965         | -      | -     | 1,965  | -                  | -      | -     |      |
| 静岡県         | -             | -      | -     | -      | -                  | -      | -     |      |
| 愛知県         | -             | -      | -     | -      | -                  | -      | -     |      |
| 三重県         | 2,585         | -      | -     | 2,585  | -                  | -      | -     |      |
| 滋賀県         | 6,228         | -      | -     | 6,228  | -                  | -      | -     |      |
| 京都府         | -             | -      | -     | -      | -                  | -      | -     |      |
| 大阪府         | -             | -      | -     | -      | -                  | -      | -     |      |
| 兵庫県         | -             | -      | -     | -      | -                  | -      | -     |      |
| 奈良県         | -             | -      | -     | -      | -                  | -      | -     |      |
| 和歌山県        | -             | -      | -     | -      | -                  | -      | -     |      |
| 鳥取県         | -             | -      | -     | -      | -                  | -      | -     |      |
| 島根県         | -             | -      | -     | -      | -                  | -      | -     |      |
| 岡山県         | -             | -      | -     | -      | -                  | -      | -     |      |
| 広島県         | -             | -      | -     | -      | -                  | -      | -     |      |
| 山口県         | -             | -      | -     | -      | -                  | -      | -     |      |
| 徳島県         | -             | -      | -     | -      | -                  | -      | -     |      |
| 香川県         | -             | -      | -     | -      | -                  | -      | -     |      |
| 愛媛県         | 267           | -      | -     | 267    | -                  | -      | -     |      |
| 高知県         | -             | -      | -     | -      | -                  | -      | -     |      |
| 福岡県         | 348           | -      | -     | 348    | -                  | -      | -     |      |
| 佐賀県         | -             | -      | -     | -      | -                  | -      | -     |      |
| 長崎県         | 313           | -      | -     | 313    | -                  | -      | -     |      |
| 熊本県         | -             | -      | -     | -      | -                  | -      | -     |      |
| 大分県         | 74            | -      | -     | 74     | -                  | -      | -     |      |
| 宮崎県         | -             | -      | -     | -      | -                  | -      | -     |      |
| 鹿児島県        | 1,288         | -      | -     | 1,288  | -                  | -      | -     |      |
| 沖縄県         | -             | -      | -     | -      | -                  | -      | -     |      |
| 合計          | 44,058        | 3,692  | 2,308 | 38,058 | -                  | -      | -     |      |

(単位：千円)

| (2) 投資主体別資金負担別投資実績 |        |       |      |        |        |       |      | 区 分    |      |
|--------------------|--------|-------|------|--------|--------|-------|------|--------|------|
| 口 都道府県             |        |       |      | ハ 市町村  |        |       |      |        |      |
| 投資額                | 資金負担区分 |       |      | 投資額    | 資金負担区分 |       |      |        |      |
|                    | 国 費    | 都道府県費 | 市町村費 |        | 国 費    | 都道府県費 | 市町村費 |        |      |
| -                  | -      | -     | -    | 4      | -      | -     | -    | 4      | 北海道  |
| -                  | -      | -     | -    | 32     | -      | -     | -    | 32     | 青森県  |
| -                  | -      | -     | -    | -      | -      | -     | -    | -      | 岩手県  |
| -                  | -      | -     | -    | -      | -      | -     | -    | -      | 宮城県  |
| -                  | -      | -     | -    | 56     | -      | -     | -    | 56     | 秋田県  |
| -                  | -      | -     | -    | -      | -      | -     | -    | -      | 山形県  |
| -                  | -      | -     | -    | -      | -      | -     | -    | -      | 福島県  |
| -                  | -      | -     | -    | 1,927  | -      | -     | -    | 1,927  | 茨城県  |
| -                  | -      | -     | -    | -      | -      | -     | -    | -      | 栃木県  |
| -                  | -      | -     | -    | -      | -      | -     | -    | -      | 群馬県  |
| -                  | -      | -     | -    | -      | -      | -     | -    | -      | 埼玉県  |
| -                  | -      | -     | -    | -      | -      | -     | -    | -      | 千葉県  |
| -                  | -      | -     | -    | 10,509 | -      | -     | -    | 10,509 | 東京都  |
| -                  | -      | -     | -    | -      | -      | -     | -    | -      | 神奈川県 |
| -                  | -      | -     | -    | 18,462 | 3,692  | 2,308 | -    | 12,462 | 新潟県  |
| -                  | -      | -     | -    | -      | -      | -     | -    | -      | 富山県  |
| -                  | -      | -     | -    | -      | -      | -     | -    | -      | 石川県  |
| -                  | -      | -     | -    | -      | -      | -     | -    | -      | 福井県  |
| -                  | -      | -     | -    | -      | -      | -     | -    | -      | 山梨県  |
| -                  | -      | -     | -    | -      | -      | -     | -    | -      | 長野県  |
| -                  | -      | -     | -    | 1,965  | -      | -     | -    | 1,965  | 岐阜県  |
| -                  | -      | -     | -    | -      | -      | -     | -    | -      | 静岡県  |
| -                  | -      | -     | -    | -      | -      | -     | -    | -      | 愛知県  |
| -                  | -      | -     | -    | 2,585  | -      | -     | -    | 2,585  | 三重県  |
| -                  | -      | -     | -    | 6,228  | -      | -     | -    | 6,228  | 滋賀県  |
| -                  | -      | -     | -    | -      | -      | -     | -    | -      | 京都府  |
| -                  | -      | -     | -    | -      | -      | -     | -    | -      | 大阪府  |
| -                  | -      | -     | -    | -      | -      | -     | -    | -      | 兵庫県  |
| -                  | -      | -     | -    | -      | -      | -     | -    | -      | 奈良県  |
| -                  | -      | -     | -    | -      | -      | -     | -    | -      | 和歌山県 |
| -                  | -      | -     | -    | -      | -      | -     | -    | -      | 鳥取県  |
| -                  | -      | -     | -    | -      | -      | -     | -    | -      | 島根県  |
| -                  | -      | -     | -    | -      | -      | -     | -    | -      | 岡山県  |
| -                  | -      | -     | -    | -      | -      | -     | -    | -      | 広島県  |
| -                  | -      | -     | -    | -      | -      | -     | -    | -      | 山口県  |
| -                  | -      | -     | -    | -      | -      | -     | -    | -      | 徳島県  |
| -                  | -      | -     | -    | -      | -      | -     | -    | -      | 香川県  |
| -                  | -      | -     | -    | 267    | -      | -     | -    | 267    | 愛媛県  |
| -                  | -      | -     | -    | -      | -      | -     | -    | -      | 高知県  |
| -                  | -      | -     | -    | 348    | -      | -     | -    | 348    | 福岡県  |
| -                  | -      | -     | -    | -      | -      | -     | -    | -      | 佐賀県  |
| -                  | -      | -     | -    | 313    | -      | -     | -    | 313    | 長崎県  |
| -                  | -      | -     | -    | -      | -      | -     | -    | -      | 熊本県  |
| -                  | -      | -     | -    | 74     | -      | -     | -    | 74     | 大分県  |
| -                  | -      | -     | -    | -      | -      | -     | -    | -      | 宮崎県  |
| -                  | -      | -     | -    | 1,288  | -      | -     | -    | 1,288  | 鹿児島県 |
| -                  | -      | -     | -    | -      | -      | -     | -    | -      | 沖縄県  |
| -                  | -      | -     | -    | 44,058 | 3,692  | 2,308 | -    | 38,058 | 合 計  |

VI. 後期高齢者医療事業

| 区分<br>都道府県名 | (1) 資金負担別投資実績 |        |       |      | (2) 投資主体別資金負担別投資実績 |        |       |      |
|-------------|---------------|--------|-------|------|--------------------|--------|-------|------|
|             | 総投資額          | 資金負担区分 |       |      | 投資額                | 資金負担区分 |       |      |
|             |               | 国費     | 都道府県費 | 市町村費 |                    | 国費     | 都道府県費 | 市町村費 |
| 北海道         | -             | -      | -     | -    | -                  | -      | -     | -    |
| 青森県         | -             | -      | -     | -    | -                  | -      | -     | -    |
| 岩手県         | -             | -      | -     | -    | -                  | -      | -     | -    |
| 宮城県         | -             | -      | -     | -    | -                  | -      | -     | -    |
| 秋田県         | -             | -      | -     | -    | -                  | -      | -     | -    |
| 山形県         | -             | -      | -     | -    | -                  | -      | -     | -    |
| 福島県         | -             | -      | -     | -    | -                  | -      | -     | -    |
| 茨城県         | -             | -      | -     | -    | -                  | -      | -     | -    |
| 栃木県         | -             | -      | -     | -    | -                  | -      | -     | -    |
| 群馬県         | -             | -      | -     | -    | -                  | -      | -     | -    |
| 埼玉県         | -             | -      | -     | -    | -                  | -      | -     | -    |
| 千葉県         | -             | -      | -     | -    | -                  | -      | -     | -    |
| 東京都         | -             | -      | -     | -    | -                  | -      | -     | -    |
| 神奈川県        | -             | -      | -     | -    | -                  | -      | -     | -    |
| 新潟県         | -             | -      | -     | -    | -                  | -      | -     | -    |
| 富山県         | -             | -      | -     | -    | -                  | -      | -     | -    |
| 石川県         | -             | -      | -     | -    | -                  | -      | -     | -    |
| 福井県         | -             | -      | -     | -    | -                  | -      | -     | -    |
| 山梨県         | -             | -      | -     | -    | -                  | -      | -     | -    |
| 長野県         | -             | -      | -     | -    | -                  | -      | -     | -    |
| 岐阜県         | -             | -      | -     | -    | -                  | -      | -     | -    |
| 静岡県         | -             | -      | -     | -    | -                  | -      | -     | -    |
| 愛知県         | -             | -      | -     | -    | -                  | -      | -     | -    |
| 三重県         | -             | -      | -     | -    | -                  | -      | -     | -    |
| 滋賀県         | -             | -      | -     | -    | -                  | -      | -     | -    |
| 京都府         | -             | -      | -     | -    | -                  | -      | -     | -    |
| 大阪府         | -             | -      | -     | -    | -                  | -      | -     | -    |
| 兵庫県         | -             | -      | -     | -    | -                  | -      | -     | -    |
| 奈良県         | -             | -      | -     | -    | -                  | -      | -     | -    |
| 和歌山県        | -             | -      | -     | -    | -                  | -      | -     | -    |
| 鳥取県         | -             | -      | -     | -    | -                  | -      | -     | -    |
| 島根県         | -             | -      | -     | -    | -                  | -      | -     | -    |
| 岡山県         | -             | -      | -     | -    | -                  | -      | -     | -    |
| 広島県         | -             | -      | -     | -    | -                  | -      | -     | -    |
| 山口県         | -             | -      | -     | -    | -                  | -      | -     | -    |
| 徳島県         | -             | -      | -     | -    | -                  | -      | -     | -    |
| 香川県         | -             | -      | -     | -    | -                  | -      | -     | -    |
| 愛媛県         | -             | -      | -     | -    | -                  | -      | -     | -    |
| 高知県         | -             | -      | -     | -    | -                  | -      | -     | -    |
| 福岡県         | -             | -      | -     | -    | -                  | -      | -     | -    |
| 佐賀県         | -             | -      | -     | -    | -                  | -      | -     | -    |
| 長崎県         | -             | -      | -     | -    | -                  | -      | -     | -    |
| 熊本県         | -             | -      | -     | -    | -                  | -      | -     | -    |
| 大分県         | -             | -      | -     | -    | -                  | -      | -     | -    |
| 宮崎県         | -             | -      | -     | -    | -                  | -      | -     | -    |
| 鹿児島県        | -             | -      | -     | -    | -                  | -      | -     | -    |
| 沖縄県         | -             | -      | -     | -    | -                  | -      | -     | -    |
| 合計          | -             | -      | -     | -    | -                  | -      | -     | -    |

(単位：千円)

| (2) 投資主体別資金負担別投資実績 |        |       |      |     |        |       |      | 区分    |
|--------------------|--------|-------|------|-----|--------|-------|------|-------|
| 都道府県               |        |       |      | 市町村 |        |       |      |       |
| 投資額                | 資金負担区分 |       |      | 投資額 | 資金負担区分 |       |      |       |
|                    | 国費     | 都道府県費 | 市町村費 |     | 国費     | 都道府県費 | 市町村費 |       |
|                    |        |       |      |     |        |       |      | 都道府県名 |
| -                  | -      | -     | -    | -   | -      | -     | -    | 北海道   |
| -                  | -      | -     | -    | -   | -      | -     | -    | 青森県   |
| -                  | -      | -     | -    | -   | -      | -     | -    | 岩手県   |
| -                  | -      | -     | -    | -   | -      | -     | -    | 宮城県   |
| -                  | -      | -     | -    | -   | -      | -     | -    | 秋田県   |
| -                  | -      | -     | -    | -   | -      | -     | -    | 山形県   |
| -                  | -      | -     | -    | -   | -      | -     | -    | 福島県   |
| -                  | -      | -     | -    | -   | -      | -     | -    | 茨城県   |
| -                  | -      | -     | -    | -   | -      | -     | -    | 栃木県   |
| -                  | -      | -     | -    | -   | -      | -     | -    | 群馬県   |
| -                  | -      | -     | -    | -   | -      | -     | -    | 埼玉県   |
| -                  | -      | -     | -    | -   | -      | -     | -    | 千葉県   |
| -                  | -      | -     | -    | -   | -      | -     | -    | 東京都   |
| -                  | -      | -     | -    | -   | -      | -     | -    | 神奈川県  |
| -                  | -      | -     | -    | -   | -      | -     | -    | 新潟県   |
| -                  | -      | -     | -    | -   | -      | -     | -    | 富山県   |
| -                  | -      | -     | -    | -   | -      | -     | -    | 石川県   |
| -                  | -      | -     | -    | -   | -      | -     | -    | 福井県   |
| -                  | -      | -     | -    | -   | -      | -     | -    | 山梨県   |
| -                  | -      | -     | -    | -   | -      | -     | -    | 長野県   |
| -                  | -      | -     | -    | -   | -      | -     | -    | 岐阜県   |
| -                  | -      | -     | -    | -   | -      | -     | -    | 静岡県   |
| -                  | -      | -     | -    | -   | -      | -     | -    | 愛知県   |
| -                  | -      | -     | -    | -   | -      | -     | -    | 三重県   |
| -                  | -      | -     | -    | -   | -      | -     | -    | 滋賀県   |
| -                  | -      | -     | -    | -   | -      | -     | -    | 京都府   |
| -                  | -      | -     | -    | -   | -      | -     | -    | 大阪府   |
| -                  | -      | -     | -    | -   | -      | -     | -    | 兵庫県   |
| -                  | -      | -     | -    | -   | -      | -     | -    | 奈良県   |
| -                  | -      | -     | -    | -   | -      | -     | -    | 和歌山県  |
| -                  | -      | -     | -    | -   | -      | -     | -    | 鳥取県   |
| -                  | -      | -     | -    | -   | -      | -     | -    | 島根県   |
| -                  | -      | -     | -    | -   | -      | -     | -    | 岡山県   |
| -                  | -      | -     | -    | -   | -      | -     | -    | 広島県   |
| -                  | -      | -     | -    | -   | -      | -     | -    | 山口県   |
| -                  | -      | -     | -    | -   | -      | -     | -    | 徳島県   |
| -                  | -      | -     | -    | -   | -      | -     | -    | 香川県   |
| -                  | -      | -     | -    | -   | -      | -     | -    | 愛媛県   |
| -                  | -      | -     | -    | -   | -      | -     | -    | 高知県   |
| -                  | -      | -     | -    | -   | -      | -     | -    | 福岡県   |
| -                  | -      | -     | -    | -   | -      | -     | -    | 佐賀県   |
| -                  | -      | -     | -    | -   | -      | -     | -    | 長崎県   |
| -                  | -      | -     | -    | -   | -      | -     | -    | 熊本県   |
| -                  | -      | -     | -    | -   | -      | -     | -    | 大分県   |
| -                  | -      | -     | -    | -   | -      | -     | -    | 宮崎県   |
| -                  | -      | -     | -    | -   | -      | -     | -    | 鹿児島県  |
| -                  | -      | -     | -    | -   | -      | -     | -    | 沖縄県   |
| -                  | -      | -     | -    | -   | -      | -     | -    | 合計    |

VII. 公立大学附属病院事業

| 区分<br>都道府県名 | (1) 資金負担別投資実績 |        |       |      | (2) 投資主体別資金負担別投資実績 |        |       |      |
|-------------|---------------|--------|-------|------|--------------------|--------|-------|------|
|             | 総投資額          | 資金負担区分 |       |      | 投資額                | 資金負担区分 |       |      |
|             |               | 国費     | 都道府県費 | 市町村費 |                    | 国費     | 都道府県費 | 市町村費 |
| 北海道         | -             | -      | -     | -    | -                  | -      | -     | -    |
| 青森県         | -             | -      | -     | -    | -                  | -      | -     | -    |
| 岩手県         | -             | -      | -     | -    | -                  | -      | -     | -    |
| 宮城県         | -             | -      | -     | -    | -                  | -      | -     | -    |
| 秋田県         | -             | -      | -     | -    | -                  | -      | -     | -    |
| 山形県         | -             | -      | -     | -    | -                  | -      | -     | -    |
| 福島県         | -             | -      | -     | -    | -                  | -      | -     | -    |
| 茨城県         | -             | -      | -     | -    | -                  | -      | -     | -    |
| 栃木県         | -             | -      | -     | -    | -                  | -      | -     | -    |
| 群馬県         | -             | -      | -     | -    | -                  | -      | -     | -    |
| 埼玉県         | -             | -      | -     | -    | -                  | -      | -     | -    |
| 千葉県         | -             | -      | -     | -    | -                  | -      | -     | -    |
| 東京都         | -             | -      | -     | -    | -                  | -      | -     | -    |
| 神奈川県        | -             | -      | -     | -    | -                  | -      | -     | -    |
| 新潟県         | -             | -      | -     | -    | -                  | -      | -     | -    |
| 富山県         | -             | -      | -     | -    | -                  | -      | -     | -    |
| 石川県         | -             | -      | -     | -    | -                  | -      | -     | -    |
| 福井県         | -             | -      | -     | -    | -                  | -      | -     | -    |
| 山梨県         | -             | -      | -     | -    | -                  | -      | -     | -    |
| 長野県         | -             | -      | -     | -    | -                  | -      | -     | -    |
| 岐阜県         | -             | -      | -     | -    | -                  | -      | -     | -    |
| 静岡県         | -             | -      | -     | -    | -                  | -      | -     | -    |
| 愛知県         | -             | -      | -     | -    | -                  | -      | -     | -    |
| 三重県         | -             | -      | -     | -    | -                  | -      | -     | -    |
| 滋賀県         | -             | -      | -     | -    | -                  | -      | -     | -    |
| 京都府         | -             | -      | -     | -    | -                  | -      | -     | -    |
| 大阪府         | -             | -      | -     | -    | -                  | -      | -     | -    |
| 兵庫県         | -             | -      | -     | -    | -                  | -      | -     | -    |
| 奈良県         | -             | -      | -     | -    | -                  | -      | -     | -    |
| 和歌山県        | -             | -      | -     | -    | -                  | -      | -     | -    |
| 鳥取県         | -             | -      | -     | -    | -                  | -      | -     | -    |
| 島根県         | -             | -      | -     | -    | -                  | -      | -     | -    |
| 岡山県         | -             | -      | -     | -    | -                  | -      | -     | -    |
| 広島県         | -             | -      | -     | -    | -                  | -      | -     | -    |
| 山口県         | -             | -      | -     | -    | -                  | -      | -     | -    |
| 徳島県         | -             | -      | -     | -    | -                  | -      | -     | -    |
| 香川県         | -             | -      | -     | -    | -                  | -      | -     | -    |
| 愛媛県         | -             | -      | -     | -    | -                  | -      | -     | -    |
| 高知県         | -             | -      | -     | -    | -                  | -      | -     | -    |
| 福岡県         | -             | -      | -     | -    | -                  | -      | -     | -    |
| 佐賀県         | -             | -      | -     | -    | -                  | -      | -     | -    |
| 長崎県         | -             | -      | -     | -    | -                  | -      | -     | -    |
| 熊本県         | -             | -      | -     | -    | -                  | -      | -     | -    |
| 大分県         | -             | -      | -     | -    | -                  | -      | -     | -    |
| 宮崎県         | -             | -      | -     | -    | -                  | -      | -     | -    |
| 鹿児島県        | -             | -      | -     | -    | -                  | -      | -     | -    |
| 沖縄県         | -             | -      | -     | -    | -                  | -      | -     | -    |
| 合計          | -             | -      | -     | -    | -                  | -      | -     | -    |

(単位：千円)

| (2) 投資主体別資金負担別投資実績 |        |       |      |     |        |       |      | 区分    |
|--------------------|--------|-------|------|-----|--------|-------|------|-------|
| 都道府県               |        |       |      | 市町村 |        |       |      |       |
| 投資額                | 資金負担区分 |       |      | 投資額 | 資金負担区分 |       |      |       |
|                    | 国費     | 都道府県費 | 市町村費 |     | 国費     | 都道府県費 | 市町村費 |       |
|                    |        |       |      |     |        |       |      | 都道府県名 |
| -                  | -      | -     | -    | -   | -      | -     | -    | 北海道   |
| -                  | -      | -     | -    | -   | -      | -     | -    | 青森県   |
| -                  | -      | -     | -    | -   | -      | -     | -    | 岩手県   |
| -                  | -      | -     | -    | -   | -      | -     | -    | 宮城県   |
| -                  | -      | -     | -    | -   | -      | -     | -    | 秋田県   |
| -                  | -      | -     | -    | -   | -      | -     | -    | 山形県   |
| -                  | -      | -     | -    | -   | -      | -     | -    | 福島県   |
| -                  | -      | -     | -    | -   | -      | -     | -    | 茨城県   |
| -                  | -      | -     | -    | -   | -      | -     | -    | 栃木県   |
| -                  | -      | -     | -    | -   | -      | -     | -    | 群馬県   |
| -                  | -      | -     | -    | -   | -      | -     | -    | 埼玉県   |
| -                  | -      | -     | -    | -   | -      | -     | -    | 千葉県   |
| -                  | -      | -     | -    | -   | -      | -     | -    | 東京都   |
| -                  | -      | -     | -    | -   | -      | -     | -    | 神奈川県  |
| -                  | -      | -     | -    | -   | -      | -     | -    | 新潟県   |
| -                  | -      | -     | -    | -   | -      | -     | -    | 富山県   |
| -                  | -      | -     | -    | -   | -      | -     | -    | 石川県   |
| -                  | -      | -     | -    | -   | -      | -     | -    | 福井県   |
| -                  | -      | -     | -    | -   | -      | -     | -    | 山梨県   |
| -                  | -      | -     | -    | -   | -      | -     | -    | 長野県   |
| -                  | -      | -     | -    | -   | -      | -     | -    | 岐阜県   |
| -                  | -      | -     | -    | -   | -      | -     | -    | 静岡県   |
| -                  | -      | -     | -    | -   | -      | -     | -    | 愛知県   |
| -                  | -      | -     | -    | -   | -      | -     | -    | 三重県   |
| -                  | -      | -     | -    | -   | -      | -     | -    | 滋賀県   |
| -                  | -      | -     | -    | -   | -      | -     | -    | 京都府   |
| -                  | -      | -     | -    | -   | -      | -     | -    | 大阪府   |
| -                  | -      | -     | -    | -   | -      | -     | -    | 兵庫県   |
| -                  | -      | -     | -    | -   | -      | -     | -    | 奈良県   |
| -                  | -      | -     | -    | -   | -      | -     | -    | 和歌山県  |
| -                  | -      | -     | -    | -   | -      | -     | -    | 鳥取県   |
| -                  | -      | -     | -    | -   | -      | -     | -    | 島根県   |
| -                  | -      | -     | -    | -   | -      | -     | -    | 岡山県   |
| -                  | -      | -     | -    | -   | -      | -     | -    | 広島県   |
| -                  | -      | -     | -    | -   | -      | -     | -    | 山口県   |
| -                  | -      | -     | -    | -   | -      | -     | -    | 徳島県   |
| -                  | -      | -     | -    | -   | -      | -     | -    | 香川県   |
| -                  | -      | -     | -    | -   | -      | -     | -    | 愛媛県   |
| -                  | -      | -     | -    | -   | -      | -     | -    | 高知県   |
| -                  | -      | -     | -    | -   | -      | -     | -    | 福岡県   |
| -                  | -      | -     | -    | -   | -      | -     | -    | 佐賀県   |
| -                  | -      | -     | -    | -   | -      | -     | -    | 長崎県   |
| -                  | -      | -     | -    | -   | -      | -     | -    | 熊本県   |
| -                  | -      | -     | -    | -   | -      | -     | -    | 大分県   |
| -                  | -      | -     | -    | -   | -      | -     | -    | 宮崎県   |
| -                  | -      | -     | -    | -   | -      | -     | -    | 鹿児島県  |
| -                  | -      | -     | -    | -   | -      | -     | -    | 沖縄県   |
| -                  | -      | -     | -    | -   | -      | -     | -    | 合計    |

(付録) 公的固定資本形成と行政投資実績の調査対象の比較

令和5年3月末現在

| 政府関係機関               | 公的固定資本形成の対象 | 行政投資実績の対象 | 民間固定資本形成の対象 |
|----------------------|-------------|-----------|-------------|
| 中央政府                 |             |           |             |
| 一般会計                 | ○           | ○         |             |
| 特別会計                 | ○           | ○         |             |
| 地方政府                 |             |           |             |
| 普通会計                 | ○           | ○         |             |
| 公営事業会計               | ○           | ○         |             |
| その他                  |             |           |             |
| 住宅供給公社               | ○           |           |             |
| 地方道路公社               | ○           |           |             |
| 財産区                  | ○           |           |             |
| 地方開発事業団              | ○           |           |             |
| 港務局                  | ○           |           |             |
| 特殊法人                 |             |           |             |
| 事業団                  |             |           |             |
| 日本私立学校振興・共済事業団       | ○           |           |             |
| 公庫                   |             |           |             |
| 株式会社日本政策金融公庫         | ○           |           |             |
| 沖縄振興開発金融公庫           | ○           |           |             |
| 金庫・特殊銀行              |             |           |             |
| 株式会社国際協力銀行           | ○           |           |             |
| 株式会社日本政策投資銀行         | ○           |           |             |
| 株式会社商工組合中央金庫         |             |           | ○           |
| 特殊会社                 |             |           |             |
| 日本たばこ産業株式会社          | ○           |           |             |
| 日本電信電話株式会社           | ○           |           |             |
| 東日本電信電話株式会社          | ○           |           |             |
| 西日本電信電話株式会社          | ○           |           |             |
| 北海道旅客鉄道株式会社          | ○           |           |             |
| 四国旅客鉄道株式会社           | ○           |           |             |
| 日本貨物鉄道株式会社           | ○           |           |             |
| 東京地下鉄株式会社            | ○           |           |             |
| 新関西国際空港株式会社          | ○           |           |             |
| 成田国際空港株式会社           | ○           |           |             |
| 東日本高速道路株式会社          | ○           |           |             |
| 中日本高速道路株式会社          | ○           |           |             |
| 西日本高速道路株式会社          | ○           |           |             |
| 首都高速道路株式会社           | ○           |           |             |
| 阪神高速道路株式会社           | ○           |           |             |
| 本州四国連絡高速道路株式会社       | ○           |           |             |
| 中間貯蔵・環境安全事業株式会社      | ○           |           |             |
| 日本郵政株式会社             | ○           |           |             |
| 日本郵便株式会社             | ○           |           |             |
| 日本アルコール産業株式会社        |             |           | ○           |
| 輸出入・港湾関連情報処理センター株式会社 | ○           |           |             |
| 株式会社日本貿易保険           | ○           |           |             |
| その他                  |             |           |             |
| 日本放送協会               | ○           |           |             |
| 放送大学学園               |             |           | ○           |
| 沖縄科学技術大学院大学学園        |             |           | ○           |
| 日本中央競馬会              | ○           |           |             |

| 政府関係機関               | 公的固定資本形成の対象 | 行政投資実績の対象 | 民間固定資本形成の対象 |
|----------------------|-------------|-----------|-------------|
| 日本年金機構               | ○           |           |             |
| 認可法人                 |             |           |             |
| 銀行                   |             |           |             |
| 日本銀行                 | ○           |           |             |
| 地方共同法人               |             |           |             |
| 日本下水道事業団             | ○           |           |             |
| 地方公務員災害補償基金          | ○           |           |             |
| 地方公共団体金融機構           | ○           |           |             |
| 地方競馬全国協会             | ○           |           |             |
| 地方税共同機構              | ○           |           |             |
| 機構                   |             |           |             |
| 預金保険機構               | ○           |           |             |
| 農水産業協同組合貯金保険機構       | ○           |           |             |
| 株式会社産業革新投資機構         | ○           |           |             |
| 株式会社地域経済活性化支援機構      | ○           |           |             |
| 原子力損害賠償・廃炉等支援機構      | ○           |           |             |
| 株式会社東日本大震災事業者再生支援機構  | ○           |           |             |
| 株式会社農林漁業成長産業化支援機構    | ○           |           |             |
| 株式会社民間資金等活用事業推進機構    | ○           |           |             |
| 株式会社海外需要開拓支援機構       | ○           |           |             |
| 株式会社海外交通・都市開発事業支援機構  | ○           |           |             |
| 株式会社海外通信・放送・郵便事業支援機構 | ○           |           |             |
| 外国人技能実習機構            | ○           |           |             |
| 銀行等保有株式取得機構          | ○           |           |             |
| その他                  |             |           |             |
| 日本赤十字社               |             |           | ○           |
| 電力広域的運営推進機関          | ○           |           |             |
| 地方公共団体情報システム機構       | ○           |           |             |
| その他                  |             |           |             |
| 基金                   |             |           |             |
| エヌ・ティ・ティ企業年金基金       | ○           |           | ○           |
| 消防団員等公務災害補償等共済基金     | ○           |           |             |
| 石炭鉱業年金基金             | ○           |           |             |
| 社会保険診療報酬支払基金         | ○           |           |             |
| 共済組合                 |             |           |             |
| 国家公務員共済組合・同連合会       | ○           |           | ○           |
| 地方公務員共済組合・同連合会       | ○           |           | ○           |
| 警察共済組合               | ○           |           | ○           |
| 公立学校共済組合             | ○           |           | ○           |
| 地方議会議員共済会            | ○           |           |             |
| 日本たばこ産業共済組合          | ○           |           |             |
| 日本鉄道共済組合             | ○           |           |             |
| 日本製鉄八幡共済組合           | ○           |           |             |
| 農林漁業団体職員共済組合         | ○           |           |             |
| その他                  |             |           |             |
| 健康保険組合・同連合会          | ○           |           |             |
| 国民健康保険組合・同連合会        | ○           |           | ○           |
| 全国健康保険協会             | ○           |           |             |
| 株式会社ゆうちょ銀行           | ○           |           |             |
| 株式会社かんぽ生命保険          | ○           |           |             |
| 関西国際空港土地保有株式会社       | ○           |           |             |
| 株式会社 I N C J         | ○           |           |             |

| 政府関係機関                     | 公的固定資本形成の対象 | 行政投資実績の対象 | 民間固定資本形成の対象 |
|----------------------------|-------------|-----------|-------------|
| 独立行政法人                     |             |           |             |
| 国立公文書館                     | ○           |           |             |
| 北方領土問題対策協会                 | ○           |           |             |
| 日本医療研究開発機構                 | ○           |           |             |
| 国民生活センター                   | ○           |           |             |
| 情報通信研究機構                   | ○           | ○         |             |
| 統計センター                     | ○           |           |             |
| 郵便貯金簡易生命保険管理・郵便局ネットワーク支援機構 | ○           |           |             |
| 国際協力機構                     | ○           |           |             |
| 国際交流基金                     | ○           |           |             |
| 酒類総合研究所                    | ○           |           |             |
| 造幣局                        | ○           |           |             |
| 国立印刷局                      | ○           |           |             |
| 国立特別支援教育総合研究所              | ○           |           |             |
| 大学入試センター                   | ○           |           |             |
| 国立青少年教育振興機構                | ○           |           |             |
| 国立女性教育会館                   | ○           |           |             |
| 国立科学博物館                    | ○           |           |             |
| 物質・材料研究機構                  | ○           |           |             |
| 防災科学技術研究所                  | ○           |           |             |
| 量子科学技術研究開発機構               | ○           |           |             |
| 国立美術館                      | ○           |           |             |
| 国立文化財機構                    | ○           |           |             |
| 教職員支援機構                    | ○           |           |             |
| 科学技術振興機構                   | ○           |           |             |
| 日本学術振興会                    | ○           |           |             |
| 理化学研究所                     | ○           |           |             |
| 宇宙航空研究開発機構                 | ○           |           |             |
| 日本スポーツ振興センター               | ○           |           |             |
| 日本芸術文化振興会                  | ○           |           |             |
| 日本学生支援機構                   | ○           |           |             |
| 海洋研究開発機構                   | ○           |           |             |
| 国立高等専門学校機構                 | ○           |           |             |
| 大学改革支援・学位授与機構              | ○           |           |             |
| 日本原子力研究開発機構                | ○           |           |             |
| 勤労者退職金共済機構                 | ○           |           |             |
| 高齢・障害・求職者雇用支援機構            | ○           |           |             |
| 福祉医療機構                     | ○           |           |             |
| 国立重度知的障害者総合施設のぞみの園         | ○           | ○         |             |
| 労働政策研究・研修機構                | ○           |           |             |
| 労働者健康安全機構                  | ○           | ○         |             |
| 国立病院機構                     | ○           | ○         |             |
| 医薬品医療機器総合機構                | ○           |           |             |
| 医薬基盤・健康・栄養研究所              | ○           | ○         |             |
| 地域医療機能推進機構                 | ○           | ○         |             |
| 年金積立金管理運用                  | ○           |           |             |
| 国立がん研究センター                 | ○           | ○         |             |
| 国立循環器病研究センター               | ○           | ○         |             |
| 国立精神・神経医療研究センター            | ○           | ○         |             |
| 国立国際医療研究センター               | ○           | ○         |             |
| 国立成育医療研究センター               | ○           | ○         |             |
| 国立長寿医療研究センター               | ○           | ○         |             |

| 政府関係機関            | 公的固定資本形成の対象 | 行政投資実績の対象 | 民間固定資本形成の対象 |
|-------------------|-------------|-----------|-------------|
| 農林水産消費安全技術センター    | ○           | ○         |             |
| 家畜改良センター          | ○           | ○         |             |
| 農業・食品産業技術総合研究機構   | ○           | ○         |             |
| 国際農林水産業研究センター     | ○           | ○         |             |
| 森林研究・整備機構         | ○           | ○         |             |
| 水産研究・教育機構         | ○           | ○         |             |
| 農畜産業振興機構          | ○           |           |             |
| 農業者年金基金           | ○           |           |             |
| 農林漁業信用基金          | ○           |           |             |
| 経済産業研究所           | ○           |           |             |
| 工業所有権情報・研修館       | ○           |           |             |
| 産業技術総合研究所         | ○           |           |             |
| 製品評価技術基盤機構        | ○           |           |             |
| 新エネルギー・産業技術総合開発機構 | ○           |           |             |
| 日本貿易振興機構          | ○           |           |             |
| 情報処理推進機構          | ○           |           |             |
| 石油天然ガス・金属鉱物資源機構   | ○           |           |             |
| 中小企業基盤整備機構        | ○           |           |             |
| 土木研究所             | ○           |           |             |
| 建築研究所             | ○           |           |             |
| 海上・港湾・航空技術研究所     | ○           |           |             |
| 海技教育機構            | ○           |           |             |
| 航空大学校             | ○           |           |             |
| 自動車技術総合機構         | ○           |           |             |
| 鉄道建設・運輸施設整備支援機構   | ○           |           |             |
| 国際観光振興機構          | ○           |           |             |
| 水資源機構             | ○           |           |             |
| 自動車事故対策機構         | ○           |           |             |
| 空港周辺整備機構          | ○           |           |             |
| 都市再生機構            | ○           |           |             |
| 奄美群島振興開発基金        | ○           |           |             |
| 日本高速道路保有・債務返済機構   | ○           |           |             |
| 住宅金融支援機構          | ○           |           |             |
| 国立環境研究所           | ○           | ○         |             |
| 環境再生保全機構          | ○           |           |             |
| 駐留軍等労働者労務管理機構     | ○           |           |             |
| その他               |             |           |             |
| 日本司法支援センター        | ○           |           |             |
| 国立大学法人            | ○           |           |             |
| 大学共同利用機関法人        | ○           |           |             |

<お問い合わせ先>

総務省自治行政局地域振興室

電 話 03-5253-5534  
総務省ホームページ <https://www.soumu.go.jp/>