

平成 12 年 基 準

2000 BASE YEAR

# 鋁工業指數年報

YEARBOOK OF INDICES OF INDUSTRIAL PRODUCTION

平成 17 年 版

2005

經濟產業省經濟產業政策局調查統計部 編

Research and Statistics Department  
Economic and Industrial Policy Bureau  
Ministry of Economy, Trade and Industry

## 序

経済産業省は、我が国鉱工業の活動状況を明らかにすることを目的に、鉱工業生産指数をはじめとする各種指数を作成し、毎月「生産・出荷・在庫指数速報」、「生産・出荷・在庫指数確報」、「経済産業統計」などによって公表しております。また、年間補正及び季節指数の改定を行った上で、1年間の成果をとりまとめ、毎年「鉱工業指数年報」として公表しております。

今回、平成16年の最終数値を基に「鉱工業指数年報（平成17年版）」を公表いたします。本年報には、指数の解説や業種別、財別の図表も掲載しております。本年報が、我が国鉱工業活動の現状把握などに役立つことを期待しております。

本年報の発行に当たり、毎月の統計作成にご協力を頂いております関係の方々に対し、厚くお礼申し上げます。

平成17年 6月

経済産業省経済産業政策局調査統計部長

濱 野 径 雄

## FOREWORD

For the purpose of indicating industrial trends, the Ministry of Economy, Trade and Industry (METI) has been compiling various kinds of indices on industrial production activities, such as the Indices of Industrial Production, and publishing them in monthly reports such as the "Preliminary Report on Indices of Industrial Production, Shipments and Inventory," "Revised Report on Indices of Industrial Production, Shipment and Inventory" and "METI's Statistics." The "Yearbook of the Indices of Industrial Production" is published annually after the seasonal indices are revised.

This 2005 edition of the "Yearbook of Indices of Industrial Production" features fixed indices for 2004. Useful explanations and charts (by industry and by use of goods) are also included.

We hope that the contents of this yearbook will be widely utilized as reliable economic statistics that reflect industrial trends.

Last but not least, I would like to thank all the people who contribute to our monthly survey.

Michio Hamano

Director-General

Research and Statistics Department

Economic and Industrial Policy Bureau

Ministry of Economy, Trade and Industry

# 目次

## 序

|   |    |
|---|----|
| 利用上の注意 .....  | 1  |
| 鉱工業指数について .....   | 7  |
| 1. 採用品目数  |    |
| (1) 生産指数及び生産者出荷指数 .....   | 25 |
| (2) 生産者製品在庫指数 .....   | 26 |
| (3) 生産者製品在庫率指数 .....  | 27 |
| (4) 稼働率指数及び生産能力指数 .....   | 28 |
| 2. 業種別及び特殊分類別ウェイト   |    |
| (1) 生産指数(付加価値額ウェイト) .....   | 29 |
| (2) 生産指数(生産額ウェイト) .....   | 30 |
| (3) 生産者出荷指数 .....   | 31 |
| (4) 生産者製品在庫指数 .....   | 32 |
| (5) 生産者製品在庫率指数 .....  | 33 |
| (6) 財別(用途別)ウェイト .....   | 34 |
| (7) 稼働率指数及び生産能力指数 .....   | 35 |
| 3. 業種別及び品目別ウェイト   |    |
| (1) 生産指数(付加価値額ウェイト、生産額ウェイト)、生産者出荷指数、<br>生産者製品在庫指数及び生産者製品在庫率指数 ..... | 36 |
| (2) 稼働率指数及び生産能力指数 .....   | 51 |
| 4. 業種別及び特殊分類別図表   |    |
| (1) 生産指数、生産者出荷指数、<br>生産者製品在庫指数及び生産者製品在庫率指数 .....                    | 56 |
| (2) 稼働率指数及び生産能力指数 .....   | 69 |



## CONTENTS

|                                    |     |
|------------------------------------|-----|
| 5. 業種別及び特殊分類別指数                    |     |
| (1) 生産指数(付加価値額ウェイト) .....          | 70  |
| (2) 生産指数(生産額ウェイト) .....            | 94  |
| (3) 生産者出荷指数 .....                  | 118 |
| (4)-1 生産者製品在庫指数(末) .....           | 142 |
| (4)-2 生産者製品在庫指数(平均) .....          | 166 |
| (5) 生産者製品在庫率指数 .....               | 190 |
| (6) 稼働率指数 .....                    | 214 |
| (7) 生産能力指数(末及び平均) .....            | 218 |
| (8)-1 製造工業生産予測指数(指数) .....         | 222 |
| (8)-2 製造工業生産予測指数(実現率及び予測修正率) ..... | 226 |
| 6. 業種別及び特殊分類別季節指数                  |     |
| (1) 生産指数(付加価値額ウェイト) .....          | 228 |
| (2) 生産指数(生産額ウェイト) .....            | 252 |
| (3) 生産者出荷指数 .....                  | 276 |
| (4) 生産者製品在庫指数及び生産者製品在庫率指数 .....    | 300 |
| (5) 稼働率指数 .....                    | 324 |
| (6) 製造工業生産予測指数 .....               | 328 |
| 7. (参考)X-11デフォルトによる季節調整済系列 .....   | 330 |

### FOREWORD

|               |   |
|---------------|---|
| REMARKS ..... | 4 |
|---------------|---|

|   |    |
|---|----|
| SUMMARY OF THE INDICES OF INDUSTRIAL PRODUCTION ..... | 16 |
|---|----|

#### 1. List of Selected Items

|   |    |
|---|----|
| (1) Indices of Industrial Production and Producer's Shipments ..... | 25 |
| (2) Indices of Producer's Inventory of Finished Goods .....         | 26 |
| (3) Indices of Producer's Inventory Ratio of Finished Goods .....   | 27 |
| (4) Indices of Operating Ratio and Production Capacity .....        | 28 |

#### 2. Weight by Industry and Use of Goods

|   |    |
|---|----|
| (1) Indices of Industrial Production (Value Added Weights) .....  | 29 |
| (2) Indices of Industrial Production (Production Weights) .....   | 30 |
| (3) Indices of Producer's Shipments .....                         | 31 |
| (4) Indices of Producer's Inventory of Finished Goods .....       | 32 |
| (5) Indices of Producer's Inventory Ratio of Finished Goods ..... | 33 |
| (6) Weight by Use of Goods .....                                  | 34 |
| (7) Indices of Operating Ratio and Production Capacity .....      | 35 |

#### 3. Weight by Industry and Item

|   |    |
|---|----|
| (1) Indices of Industrial Production (both value added and production weights),<br>Producer's Shipments, Producer's Inventory of Finished Goods<br>and Producer's Inventory Ratio of Finished Goods ..... | 36 |
| (2) Indices of Operating Ratio and Production Capacity .....  | 51 |

#### 4. Chart by Industry and by Use of Goods

|  |    |
|--|----|
| (1) Indices of Industrial Production, Producer's Shipments, Producer's Inventory of Finished Goods<br>and Producer's Inventory Ratio of Finished Goods ..... | 56 |
| (2) Indices of Operating Ratio and Production Capacity .....   | 69 |

## 5.Indices by Industry and by Use of Goods

|  |     |
|--|-----|
| (1) Indices of Industrial Production (Value Added Weights) .....               | 70  |
| (2) Indices of Industrial Production (Production Weights) .....                | 94  |
| (3) Indices of Producer's Shipments .....                                      | 118 |
| (4)-1 Indices of Producer's Inventory of Finished Goods (End) .....            | 142 |
| (4)-2 Indices of Producer's Inventory of Finished Goods (Average) .....        | 166 |
| (5) Indices of Producer's Inventory Ratio of Finished Goods .....              | 190 |
| (6) Indices of Operating Ratio .....   | 214 |
| (7) Indices of Production Capacity (End and Average) .....                     | 218 |
| (8)-1 Survey of Production Forecast (Indices) .....                            | 222 |
| (8)-2 Survey of Production Forecast (Realization Ratio, Amendment Ratio) ..... | 226 |

## 6.Seasonal Indices by Industry and by Use of Goods

|   |     |
|---|-----|
| (1) Indices of Industrial Production (Value Added Weights) .....  | 228 |
| (2) Indices of Industrial Production (Production Weights) .....   | 252 |
| (3) Indices of Producer's Shipments .....   | 276 |
| (4) Indices of Producer's Inventory of Finished Goods and<br>Producer's Inventory Ratio of Finished Goods ..... | 300 |
| (5) Indices of Operating Ratio .....  | 324 |
| (6) Survey of Production Forecast .....   | 328 |

## 7.Reference Table:Seasonal adjustment series by the Census Method II

|                                    |     |
|------------------------------------|-----|
| (X-11 Default of X-12-ARIMA) ..... | 330 |
|------------------------------------|-----|

## 利用上の注意

1. 本書は、経済産業省作成の鉱工業関連指数について、平成16年1月～平成17年3月までの月別、平成12年以降の四半期別、年別及び年度別の指数を集録したものである。
2. 指数の種類、ウェイト算定基準、採用品目数及び公表時期は、次のとおりである。

| 指数の種類             | ウェイト算定基準    | 採用品目数 | 公表時期          |
|-------------------|-------------|-------|---------------|
| ① 生産指数(付加価値額ウェイト) | 付 加 価 値 額   | 5 2 1 | 速報<br>翌月27日頃  |
| ② 生産指数(生産額ウェイト)   | 生 産 額       | 5 2 1 |               |
| ③ 生産者出荷指数         | 出 荷 額       | 5 2 1 |               |
| ④ 生産者製品在庫指数       | 在 庫 額       | 3 7 5 | 確報<br>翌々月15日頃 |
| ⑤ 生産者製品在庫率指数      | 在 庫 額       | 3 4 9 |               |
| ⑥ 稼働率指数           | 付 加 価 値 額   | 1 7 5 | 翌々月15日頃       |
| ⑦ 生産能力指数          | 生産能力付加価値評価額 | 1 7 5 |               |
| ⑧ 製造工業生産予測指数      | 付 加 価 値 額   | 1 8 1 | 翌月27日頃        |

3. 指数の基準時は平成12年である。
4. 指数値は、暦年別、年度別、四半期別及び月別に計算している。  
なお、四半期別の1期とは1～3月期、2期とは4～6月期、3期とは7～9月期、4期とは10～12月期のことである。
5. 季節調整済指数とは、季節指数で原指数を割ることによって季節変動分を除去した系列のことである。季節調整は、鉱工業、製造工業、業種分類及び特殊分類別に季節指数を作成して行っている。ただし、生産能力指数については、季節調整の必要がないで行っていない。  
季節調整法は、生産・出荷指数、稼働率指数及び製造工業生産予測指数については、米国商務省センサス局が開発したセンサス局法(X-12-ARIMA)により季節、曜日・祝祭日調整を行っている。在庫、在庫率指数については、センサス局法(X-12-ARIMA)の中のX-11デフォルトにより季節調整を行っている。  
季節指数は、平成10年1月～平成16年12月までの7年間で算出している。

鉱工業指数（除、在庫・在庫率指数）におけるX-12-ARIMAのスペックファイル等について

(1) 手法

鉱工業指数（除、在庫・在庫率指数）における季節調整済指数系列は、季節要因に加え、曜日・祝祭日要因によっても調整されている。具体的には以下のとおり。

$$\text{季節調整済指数} = \text{原指数} \div (\text{季節指数} \times \text{曜日・祝祭日指数})$$

(2) スペックファイル

使用しているスペックファイルの見本は、以下のとおり。なお、レベルシフト、異常値処理などの該当はない。

```

series { start=1998. jan
         span=(1998. 1, 2004, 12)
         decimals=1
         print=none }
transform { function=log }
arima { model (011) (011) }
regression { variables=tdlcoef
             save=(td hol)
             user=(jap-hol)
             usertype=holiday
             start=1998. 1
             file="XXXXXXXXXXXXXXX" }
forecast { maxlead=0 }
estimate { save=( mdl )
           maxiter=500 }
x11 { print=(none + d10)
      save=(d10 d11 d16)
      seasonalma=x11default }

```

(3) 季節指数等の運用

平成17年1月以降の季節指数は、暫定季節調整方式を採用している。具体的には、平成16年の季節指数を適用している。

これに対し、曜日・祝祭日指数は、暫定方式を採らず、上記(2)で推計されたパラメータとカレンダーから計算して利用している。

6. 平成16年以降の原指数及び季節調整済指数は、16年の年間補正後の数値である。また、平成17年年間補正によって、平成17年1～3月、平成17年1期及び16年度の数値は若干変更される場合がある。
7. 生産者製品在庫指数、生産能力指数については、末値と平均値を併記した。

本年報は再生紙を使用しております。

## REMARKS

1. This book contains Indices of Industrial Production compiled by METI, for the months from January 2004 to March 2005 and for the quarters, calendar years, and fiscal years since 2000.
2. The next table shows the kinds of indices, the basis of weighting, the number of selected items, and the dates of publication.

| Indices   | Basis of weighting    | Number of selected items | Dates of publication   |
|---|-----------------------|--------------------------|--|
| (1) Indices of Industrial production (value added weights)  | Value added           | 521                      | The preliminary report:<br>Approx. the 27th the month after the period ends; |
| (2) Indices of Industrial production (production weight)    | Value of production   | 521                      |  |
| (3) Indices of Producer's Shipments                         | Value of shipments    | 521                      | The revised report:<br>Approx. the 15th two months after the period ends     |
| (4) Indices of Producer's Inventory of Finished Goods       | Value of inventory    | 375                      |  |
| (5) Indices of Producer's Inventory Ratio of Finished Goods | Value of inventory    | 349                      |  |
| (6) Indices of Operating Ratio                              | Value added           | 175                      | Approx. the 15th two months after the period ends                            |
| (7) Indices of Production Capacity                          | Estimated value added | 175                      |  |
| (8) Survey of Production Forecast                           | Value added           | 181                      | Approx. the 27th the month after the period ends                             |

3. The year of 2000 has been selected as the base year.
4. Indices are calculated annually (by calendar year and by fiscal year), quarterly, and monthly. Quarters 1, 2, 3 and 4 correspond to January-March, April-June, July-September, and October-December respectively.
5. Seasonally adjusted indices can be obtained by dividing original indices by seasonal indices for the purpose of excluding the seasonal changes from indices. All indices excluding the Indices of Production Capacity, which require no seasonal adjustments, are regularly adjusted on the basis of seasonal indices for each of the four categories: mining and manufacturing, manufacturing, grouping by industry, and grouping by use of goods.  
As for the Indices of Industrial Production, Producer's Shipments, Operating Ratio and Survey of Production Forecast, the Census Bureau's X-12-ARIMA method is adopted as the seasonal, trading day and holiday effect adjustment.  
As for the Indices of Producer's Inventory of Finished Goods and Inventory Ratio of Finished Goods, Census Method (X-11 Default of X-12-ARIMA) is adopted as the seasonal adjustment.  
Seasonal indices are calculated from figures between January, 1998 and December, 2004.

The Spec files, etc. adopted in the seasonal adjustment of the Industrial Production (excl. Indices of Producer's Inventory of Finished Goods and Inventory Ratio of Finished Goods) using the X-12-ARIMA method.

### (1) Method

Not only seasonal but also 'trading-day and holiday' effects are adjusted as follows.

$$\text{Seasonal adjustment index} = \text{Original index} \div (\text{Seasonal index} \times \text{'Trading-day and Holiday' indices})$$

### (2) Spec File

The spec files of X-12-ARIMA for seasonal adjustment are as follows. Adjustment of level-shifts and additive outliers is not adopted.

```

series { start=1998.jan
        span=(1998.1,2004.12)
        decimals=1
        print=none }
transform { function = log }
arma { model=(011) (011) }
regression { variables=td1coef
            save =(td hol)
            user =(jap-hol)
            usertype =holiday
            start =1998.1
            file ="XXXXXXXXXXXXXXXXXX" }
forecast { maxlead=0 }
estimate { save =(mdl)
          maxiter =500 }
x11 { print =(none + d10)
     save =(d10 d11 d16)
     seasonalma =x11default }

```

### (3) Employment of seasonal index and 'trading-day and holiday' indices

The method of temporary seasonal adjustment is adopted for the seasonal index after January, 2005. That is to say, the monthly seasonal indexes in 2004 is adopted as those in 2005. As for 'trading-day and holiday' indices, that method is not adopted and 'trading-day and holiday' indices are calculated parameters in (2) and calendar.

6. The annual revision for 2004 refers to both original index and seasonal adjustment index after 2004. This means that when the next revision for 2005 is made, indices for the month from January to March in 2005, Quarters 1 and for fiscal year 2004 would be slightly revised.

7. Indices of Producer's Inventory of Finished Goods and Production Capacity are published by using two types of indices, namely the Indices based on the outstandings at the end of the period and the average outstandings during the period.

Recycled paper is used  
for this yearbook.

## 鉱工業指数について

### 1. 基準時

基準時は平成12年である。したがって、指数値は平成12年の平均を100.0とした比率で示されている。また、ウェイトも平成12年の産業構造によって作成されている。

### 2. 分類

分類は、業種分類と特殊分類の2つの分類による。

#### (1) 業種分類

##### (ア) 生産・出荷・在庫及び在庫率指数

業種分類については、利用上の便宜を図り日本標準産業分類の中分類に準拠しているが、次のとおり若干の組み替えを行っている。

また、基本的な業種分類は第1表のとおりである。

- ① 化学工業＝化学工業(産別番号17)－化学繊維製造業(同174)
- ② 繊維工業＝繊維工業(産別番号11)＋衣服・その他の繊維製品製造業(同12)＋化学繊維製造業(産別番号174)
- ③ 食料品・たばこ工業＝食料品製造業(産別番号09)＋飲料・たばこ・飼料製造業(同10)
- ④ その他工業＝ゴム製品製造業(産別番号20)＋なめし革・同製品・毛皮製造業(同21)＋家具・装備品製造業(同14)＋木材・木製品製造業(同13)＋その他の製造業(同32)
- ⑤ 機械工業＝一般機械器具製造業(産別番号26)＋電気機械器具製造業(同27)＋情報通信機械器具製造業(同28)＋電子部品・デバイス製造業(同29)＋輸送用機械器具製造業(同30)＋精密機械器具製造業(同31)
- ⑥ 電気機械工業(旧分類)＝電気機械器具製造業(同27)＋情報通信機械器具製造業(同28)＋電子部品・デバイス製造業(同29)
- ⑦ 鉱業は日本標準産業分類では大分類であるが、ウェイトが小さいので1つの業種分類とする。

なお、家具・装備品製造業の中の装備品製造業及び印刷・同関連業については製造工業全体で、武器製造業については一般機械工業で代表させている。

(イ) 稼働率指数及び生産能力指数

業種分類は、生産指数に準拠しており、基本的な業種分類は第1表のとおりである。

第1表 業種分類

| 平成12年基準業種分類              | 生産・出荷・在庫及び在庫率指数 | 稼働率指数及び生産能力指数 |
|--------------------------|-----------------|---------------|
| 鉱工業                      | ○               | ×             |
| 製造業                      | ○               | ○             |
| 鉄鋼業                      | ○               | ○             |
| 非鉄金属工業                   | ○               | ○             |
| 金属製品工業                   | ○               | ○             |
| 一般機械工業                   | ○               | ○             |
| 電気機械工業                   | ○               | ○             |
| 情報通信機械工業                 | ○               | ○             |
| 電子部品・デバイス工業              | ○               | ○             |
| 輸送機械工業                   | ○               | ○             |
| 精密機械工業                   | ○               | ○             |
| 窯業・土石製品工業                | ○               | ○             |
| 化学工業                     | ○               | ○             |
| 石油・石炭製品工業                | ○               | ○             |
| プラスチック製品工業               | ○               | ×             |
| パルプ・紙・紙加工品工業             | ○               | ○             |
| 繊維工業                     | ○               | ○             |
| 食料品・たばこ工業                | ○               | ×             |
| その他工業                    | ○               | ○             |
| ゴム製品工業                   | ○               | ○             |
| 皮革製品工業                   | ○               | ×             |
| 家具工業                     | ○               | ×             |
| 木材・木製品工業                 | ○               | ×             |
| その他製品工業                  | ○               | ×             |
| 鉱業                       | ○               | ×             |
| (参考)                     |                 |               |
| 産業総合(鉱工業、電力・ガス事業、新聞・出版業) | ○               | ×             |
| 産業総合(鉱工業、新聞・出版業)         | ○               | ×             |
| 産業総合(鉱工業、電力・ガス事業)        | ○               | ×             |
| 機械工業                     | ○               | ○             |
| 電気機械工業(旧分類)              | ○               | ○             |
| 電力・ガス事業                  | ○               | ×             |
| 新聞・出版業                   | ○               | ×             |

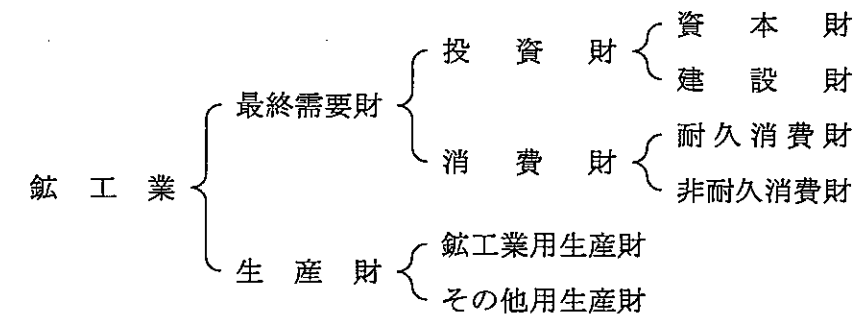
(2) 特殊分類

生産・出荷・在庫及び在庫率指数

特殊分類は、まず、生産活動に再投入されるものを「生産財」、最終需要に向けられるものを「最終需要財」とする。最終需要財は資本形成に向けられる「投資財」と家計で消費される「消費財」に分類し、さらに、投資財を設備投資に向けられる「資本財」と建設活動に向けられる「建設財」に、消費財を耐久物である「耐久消費財」と非耐久物である「非耐久消費財」に分類する。生産財については鉱工業の生産活動に再投入される「鉱工業用生産財」と他産業の生産活動に再投入される「その他用生産財(企業消費財を含む)」に分類する(第2表)。

なお、輸出向けの財は特に国内向けと区別せず、財の本来の用途に応じてそれぞれの分類に含めている。

基本的な特殊分類は次のとおりである。



第2表 財別格付けの定義

| 分類     | 定義   |
|--------|--|
| 最終需要財  | 鉱工業又は他の産業に原材料等として投入されない製品。ただし、建設財を含み、企業消費財を除く。 |
| 投資財    | 資本財と建設財の合計。                                    |
| 資本財    | 家計以外で購入される製品で、原則として想定耐用年数が1年以上で比較的購入価格が高いもの。   |
| 製造設備用  | 鉱工業製品の製造を目的とする機械、設備及びその付属品。                    |
| 電力用    | 電力用の機械、設備及びその付属品。                              |
| 通信・放送用 | 通信・放送用の機械、設備及びその付属品。                           |
| 農業用    | 農業生産用の機械及びその付属品。                               |
| 建設用    | 土木工事・建築工事用の機械及びその付属品。                          |
| 輸送用    | 輸送用機械及びその付属品。                                  |
| 事務用    | 事務用機械及び事務所の備品等。                                |

| 分類      | 定義  |
|---------|---|
| その他の資本財 | 他に分類されない資本財。                                  |
| 建設財     | 建築用と土木用の合計。                                   |
| 建築用     | 建築工事用の資材及び建築物に対する内装品。                         |
| 土木用     | 土木工事用の資材。                                     |
| 消費財     | 家計で購入される製品（耐久消費財と非耐久消費財の合計）。                  |
| 耐久消費財   | 原則として想定耐用年数が1年以上で比較的購入価格が高いもの。                |
| 家事用     | 家事に使用されるもの。                                   |
| 冷暖房用    | 冷暖房用器具。                                       |
| 家具・装備品用 | 一般家具及び室内装備品。                                  |
| 教養・娯楽用  | 教養・娯楽に関するもの。                                  |
| 乗用車・二輪車 | 乗用車、二輪車（自動車用品を含む）。                            |
| 非耐久消費財  | 原則として想定耐用年数が1年未満又は比較的購入価格が低いもの。               |
| 家事用     | 家事雑貨及び家事用消耗品。                                 |
| 教養・娯楽用  | 教養・娯楽に関する消耗品。                                 |
| 被服・履き物  | 外衣、下着、靴等。                                     |
| 飲食料品    | 主食、副食物、調味料、飲料等。                               |
| 生産財     | 鉱工業及び他の産業に原材料等として投入される製品。ただし、企業消費財を含み、建設財を除く。 |
| 鉱工業用生産財 | 鉱工業の生産工程に原材料、燃料、部品、容器、消耗品、工具等として再投入される製品。     |
| その他用生産財 | 非鉱工業用の原材料、燃料、容器、消耗品及び企業消費財。                   |

「3. 業種別及び品目別ウェイト表」における特殊分類格付の略称は第3表のとおりである。

第3表 特殊分類の略称

|   |   |
|---|---|
| <b>資本財</b><br>資・製 … 製造設備用<br>資・電 … 電力用<br>資・通 … 通信・放送用<br>資・農 … 農業用<br>資・建 … 建設用<br>資・輸 … 輸送用<br>資・事 … 事務用<br>資・他 … その他の資本財 | <b>耐久消費財</b><br>耐・家 … 家事用<br>耐・冷 … 冷暖房用<br>耐・装 … 家具・装備品用<br>耐・教 … 教養・娯楽用<br>耐・乗 … 乗用車・二輪車 |
| <b>建設財</b><br>建・建 … 建築用<br>建・土 … 土木用  | <b>非耐久消費財</b><br>非・家 … 家事用<br>非・教 … 教養・娯楽用<br>非・被 … 被服・履き物<br>非・食 … 飲食料品                  |
|   | <b>生産財</b><br>生・鉱 … 鉱工業用生産財<br>生・他 … その他用生産財  |

### 3. 採用品目

#### (1) 生産・出荷・在庫及び在庫率指数

採用品目は、各業種、財ごとに代表性を考慮しつつ選定している。生産及び出荷指数の採用品目数は521品目（産業総合527品目）である。なお、用途が2つ以上の財にまたがる23品目については、基準時の用途別構成でウェイトを分割することにより複数の系列として取り扱っているため、業種分類と特殊分類では採用品目数が一致しない。

在庫指数の採用品目数は375品目で生産・出荷指数より少ないが、これは受注製品等で在庫を把握する必要がないもの及び在庫の把握が極めて困難なために数値が得られない品目があるためである。

在庫率の採用品目数は349品目であり、在庫指数採用品目のうち出荷数量に大きな季節変動がある品目及び自己消費の割合が高い品目等については、出荷数量を分母にすることが不適當であるため、このような品目は分母を生産数量に置き換えるか、若しくは除外している。

なお、採用品目のうち経済産業省所管品目（生産・出荷指数521品目のうち465品目）は、主として生産動態統計調査から月々の実績系列を求め、経済産業省所管外品目は次の部署から実績系列を入手している。

- ・鋼船・鉄道車両 (2品目) 国土交通省
- ・医薬品 (1品目) 厚生労働省
- ・製材・合板 (3品目) 農林水産省
- ・食料品(除.酒類) (44品目) 農林水産省及び各業界団体等
- ・酒類 (6品目) 各酒造組合

また、製造期間が数ヶ月以上にわたる長期生産物は工事に着手してから完成までの作業の進捗量を生産の系列としており、その品目は次のとおりである。

なお、出荷指数の個別系列は月次の引渡し量である。

- ・橋りょう (2000t以上)
- ・水管ボイラ (800t/h以上)
- ・一般用蒸気タービン (25万kW以上)
- ・非標準変圧器 (50万kVA以上)
- ・鋼船

原則として各指数の採用品目の測定単位は数量であるが、製品の品質、大きさなどが著しく異なる品目を統合して採用品目としている場合のみ金額を測定単位として採用している。生産指数では、36品目について金額を測定単位としている。これらの金額系列はCGPIでデフレートを行っているが、一部の品目では適当なデフレーターがないためデフレートを行っていない。

#### (2) 稼働率指数及び生産能力指数

採用品目数は175品目で、生産動態統計調査において生産能力又は設備の調査を行っている品目の中から選定している。

#### 4. 算式

算式は基準年次時の固定ウェイトで加重平均するラスパイレス算式である。

$$\begin{array}{ll}
 Q, R: \text{総合指数} & (\text{添字}) \quad o: \text{基準時} \\
 q: \text{数量} & t: \text{比較時} \\
 w: \text{ウェイト} & i: \text{採用品目} (i=1, 2, \dots, n) \\
 r: \text{率} & 
 \end{array}$$

##### (1) 生産・出荷・在庫指数及び生産能力指数

$$Q_t = \frac{\sum_{i=1}^n \frac{q_{ti}}{q_{oi}} w_{oi}}{\sum_{i=1}^n w_{oi}} \times 100.0$$

##### (2) 生産者製品在庫率指数及び稼働率指数

$$R_t = \frac{\sum_{i=1}^n \frac{r_{ti}}{r_{oi}} w_{oi}}{\sum_{i=1}^n w_{oi}} \times 100.0$$

$$\text{ただし、生産者製品在庫率} = \frac{\text{在庫数量}}{\text{出荷数量}}$$

$$\text{稼働率} = \frac{\text{生産能力生産量}}{\text{生産能力量}}$$

#### 5. ウェイト

ウェイトの算定に当たっては「平成12年工業統計調査」を中心に、「本邦鉱業の趨勢」「生産動態統計調査」「貿易統計」などを基礎資料として使用しており、具体的なウェイト算定基準は次のとおりである。

##### (1) 生産・出荷・在庫及び在庫率指数

付加価値額ウェイトは、工業統計調査(産業編)による産業別付加価値額を基礎として算定している。工業統計調査から付加価値額を算出する計算式は以下のとおりである。

$$\begin{array}{l}
 \text{工業統計生産額} = \text{製造品出荷額等} + \text{製造品在庫額増減} + \text{半製品・仕掛品額増減} \\
 \text{付加価値額} = \text{工業統計生産額} - (\text{原材料使用額等} + \text{内国消費税額} + \text{減価償却額})
 \end{array}$$

しかし、工業統計(産業編)では事業所単位で集計されているため、ある事業所が複数の産業にまたがって多種類の品目を生産している場合にはその事業所が格付けされる産業に事業所全体の出荷額が計上される。そこで、工業統計調査(品目編)を用いて品目単位での調整を行っている。また、生産額ウェイト、出荷額ウェイト及び在庫額ウェイトは、工業統計調査における品目別生産額、出荷額及び在庫額を用いて算定している。

このようにして求めた業種別ウェイトを、採用品目の金額(付加価値額等)で比例配分することで採用品目毎のウェイトを算出する。

##### (2) 稼働率指数及び生産能力指数

ウェイト基準額は、生産指数(付加価値額ウェイト)の基準額を基礎としている。

#### 6. 季節調整

鉱工業生産・出荷指数、稼働率指数及び製造工業生産予測指数については、米国商務省センサス局が開発したセンサス局法(X-12-ARIMA)により季節、曜日・祝祭日調整を行っている。在庫、在庫率指数については、センサス局法(X-12-ARIMAの中のX-11デフォルト)により季節調整を行っている。



## 7. 接 続 指 数

- (1) 接続指数とは、旧基準指数又は旧基準接続指数にリンク係数を乗じて、便宜的により新しい基準の指数に接続したものである。
- (2) 7年基準指数等から12年基準接続指数を算出するためのリンク係数を算出する方法は次のとおりである。

なお、リンク係数に使用する各月の数値は、季節調整済指数の数値である。

$$\text{リンク係数 (L)} = \frac{\text{12年基準指数の10年1月～3月の平均指数}}{\text{7年基準指数の10年1月～3月の平均指数}}$$

$$\text{12年基準接続指数} = L \times (\text{7年基準指数(5年～9年)、7年基準接続指数(53年～4年)})$$

- (3) 接続計算は業種分類及び特殊分類別に、原指数、季節調整済指数とも行った。
- (4) 旧基準指数と現行の平成12年基準指数とは一部分類が異なっているが、接続計算は現行指数に見合う旧指数の分類について行った。その結果、特に細分類の中に接続指数の欠けているものがある。
- (5) 季節調整方法  
各基準年指数の季節調整の方法は次のとおりである。
- ・12年及び7年基準指数 …… センサス局法(X-12-ARIMA)
  - ・2年及び60年基準指数 …… M I T I 法ⅢR
  - ・55年基準指数 …………… M I T I 法Ⅲ
- (6) 公表方法  
各基準年における「鉱工業指数総覧」により公表している。

## 8. 製造工業生産予測指数

製造工業生産予測指数は、生産の先行き2か月について予測するもので、毎月10日現在で製造工業の主要181品目につき、それぞれの主要企業から生産数量の前月実績、当月見込み及び翌月見込みについて報告された結果を平成12年=100.0として指数化し、その指数をもとに、当月及び翌月の伸び率の見込み並びに実現率及び予測修正率を算出するものである。

実現率とは前月に予測した当月の数値が、1か月経過して前月の実績値となった場合にどの程度実現されたかみるものであり、予測修正率とは前月に予測した翌月の数値が1か月経過して、当月の予測値としてどれだけ修正されたかをみるものである。

$$\begin{aligned} \text{実 現 率} &= \text{今回予測調査による前月実績} / \text{前回予測調査による当月見込み} \\ \text{予測修正率} &= \text{今回予測調査による当月見込み} / \text{前回予測調査による翌月見込み} \end{aligned}$$

※鉱工業指数は、経済産業省のホームページでも公表している。

(URL <http://www.meti.go.jp/statistics/index.html>)

## SUMMARY OF THE INDICES OF INDUSTRIAL PRODUCTION

### 1. Base year

The base year of the indices in this report is 2000. All indices are represented as the ratios to the average of 2000 (=100.0) and the composition ratios of weights are based on the industrial structure of 2000.

### 2. Classification

There are two kinds of indices: indices classified by industry and indices classified by use of goods.

#### (1) Indices classified by industry

##### (a) Indices of Production, Shipments, Inventory, and Inventory Ratio

Some of the classifications of the Standard Industrial Classification for Japan (JSIC), on which the classification by industry in this report is based, is rearranged as follows for the sake of convenience (industrial category number is indicated in brackets). Basic classification is shown on Table 1

- ① Chemical industry = Chemical industry (17) - Chemical fiber manufacturing industry (174)
- ② Textile industry = Textile industry (11) + Clothing and other textile-based products manufacturing industry (12) + Chemical fiber manufacturing industry (174)
- ③ Food and tobacco industry = Food manufacturing industry (09) + Beverages, tobacco, and feed manufacturing industry (10)
- ④ Other industries = Rubber products manufacturing industry (20) + Tanned leather, tanned leather-based products, and fur products manufacturing industry (21) + Furniture and house equipment manufacturing industry (14) + Wood and wood products manufacturing industry (13) + Other manufacturing industry (32)
- ⑤ Machinery industry = General machinery manufacturing industry (26) + Electric machinery manufacturing industry (27) + Information equipment and communication electronics manufacturing industry (28) + Electronics parts and devices manufacturing industry (29) + Transport equipment manufacturing industry (30) + Precision instruments manufacturing industry (31)
- ⑥ Electric machinery industry (1995 version) = Electric machinery manufacturing industry (27) + Information equipment and communication electronics manufacturing industry (28) + Electronics parts and devices manufacturing industry (29)
- ⑦ Mining, which is one of the divisions in JSIC, is classified in this report as one industry because of its small weight.

Industries other than furniture within furniture and house equipment manufacturing industry and printing and allied industry are included in manufacturing industry as a whole. Weapons manufacturing industry is included in general machinery.

### (b) Indices of Operating Ratio and Production Capacity

The above-mentioned industrial classifications are also applied to these indices. Table 1 shows the principle classification of industries for all industrial indices.

Table 1: Classification by industry

| Industries   | Indices of Industrial Production, Shipments, Inventory, and Inventory Ratio | Indices of Operating Ratio and Production Capacity |
|--|---|--|
| Mining and manufacturing   | ○   | ×  |
| Manufacturing  | ○   | ○  |
| Iron and steel   | ○   | ○  |
| Non-ferrous metals   | ○   | ○  |
| Fabricated products  | ○   | ○  |
| General machinery  | ○   | ○  |
| Electrical machinery   | ○   | ○  |
| Information and communication electronics equipment                            | ○   | ○  |
| Electronic parts and devices   | ○   | ○  |
| Transport equipment  | ○   | ○  |
| Precision instruments  | ○   | ○  |
| Ceramics, stone, and clay products   | ○   | ○  |
| Chemicals  | ○   | ○  |
| Petroleum and coal products  | ○   | ○  |
| Plastic products   | ○   | ×  |
| Pulp, paper, and paper products  | ○   | ○  |
| Textiles   | ○   | ○  |
| Food and tobacco   | ○   | ×  |
| Other manufacturing  | ○   | ○  |
| Rubber products  | ○   | ○  |
| Leather products   | ○   | ×  |
| Furniture  | ○   | ×  |
| Wood and wood products   | ○   | ×  |
| Other products   | ○   | ×  |
| Mining   | ○   | ×  |
| (Reference)  |   |  |
| Industries (Mining, manufacturing, electricity, gas, newspaper and publishing) | ○   | ×  |
| Industries (Mining, manufacturing, newspaper and publishing)                   | ○   | ×  |
| Industries (Mining, manufacturing, electricity and gas)                        | ○   | ×  |
| Machinery industry   | ○   | ○  |
| Electrical machinery (1995 version)  | ○   | ○  |
| Electricity and gas  | ○   | ×  |
| Newspaper and publishing   | ○   | ×  |

#### (2) Indices by Use of Goods

##### Indices of Production, Shipments, Inventory, and Inventory Ratio

In compiling indices by use of goods, goods to be re-input into production are classified as Producer Goods, and goods for final demand are defined as Final Demand Goods. The latter is divided into Investment Goods for capital formation and Consumer Goods for consumption by households. Furthermore, Investment Goods are divided into Capital Goods for equipment investment and Construction Goods for construction activities, and Consumer Goods are divided into Durable Consumer Goods and Non-durable Consumer Goods. Producer Goods are also divided into two groups: Producer Goods for Mining and Manufacturing, which are re-input into production

activities in mining and manufacturing, and Producer Goods for Other Uses, which are input into industries excluded from mining and manufacturing in the process of production, including Enterprise Consumption Goods. (Table 2)

Goods for the overseas market are not distinguished from goods for the domestic market in this classification. They are classified according to their original uses.

The classification by use of goods is as follows.

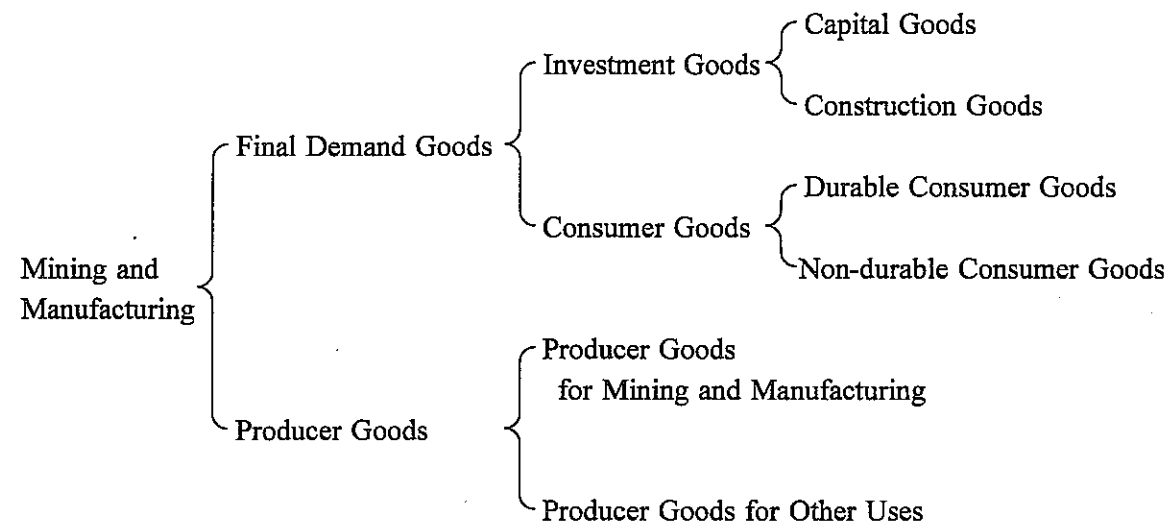


Table 2: Definitions of Goods

| Goods                              | Definitions   |
|------------------------------------|---|
| Final demand goods                 | Goods which are not input as materials, into mining and manufacturing and other industries, including construction materials, but excluding enterprise consumption goods.                                     |
| Investment goods                   | Capital goods and construction goods.   |
| Capital goods                      | Products which are purchased by the sectors except for households, provided that, in principle, they have one or more years of an assumed durable term and they were purchased at a comparatively high price. |
| For manufacturing equipment        | Machinery, equipment and attachments to them for the production of mining and manufacturing products.   |
| For electricity                    | Machinery, equipment and attachments to them for power generation.  |
| For communication and broadcasting | Machinery, equipment and attachments to them for communication and broadcasting.  |
| For agriculture                    | Machinery and attachments to them for agricultural production.  |
| For construction                   | Machinery and attachments to them for civil engineering and construction works.   |
| For transports                     | Transportation Equipment and attachments to them.   |

|                                   |   |
|-----------------------------------|---|
| For offices                       | Office equipment and fixtures for the office.   |
| Other capital goods               | Capital goods which are not classified elsewhere.   |
| Construction goods                | Goods for construction and civil engineering.   |
| For construction                  | Building materials and fixtures.  |
| For engineering                   | Materials for civil engineering projects.   |
| Consumer goods                    | Products for households (durable and non-durable consumer goods).   |
| Durable consumer goods            | Consumer Goods purchased by household, which, in principle, have one or more years of assumed durability and are purchased at a comparatively high unit price.        |
| For house work                    | Household goods.  |
| For heating and cooling equipment | Air-conditioning equipment.   |
| For furniture and furnishings     | Household furniture and interior furnishings.   |
| For education and amusement       | Goods for education and amusement   |
| Passenger cars and motorcycles    | Passenger cars and motorcycles (Including accessories for motor vehicles).  |
| Non-durable consumer goods        | Consumer goods which, in principle, are assumed to have a durable term less than a year or are purchased at comparatively low unit price.                             |
| For house work                    | Miscellaneous and non-durable household goods.  |
| For education and amusement       | Non-durable goods for education and amusement.  |
| Clothing and footwear             | Clothes, underwear, shoes, etc.   |
| Food and beverage                 | Staple food, other foods, seasonings, beverages, confectioneries, etc.  |
| Producer goods                    | Products which are re-input into mining, manufacturing and another industries as materials, including enterprise consumption goods, but excluding construction goods. |
| For mining and manufacturing      | Products which are re-input into Mining and Manufacturing in the process of production as raw materials, fuels, parts, containers, expendables, tools, etc.           |
| For others                        | Raw materials, fuels, containers, expendables and enterprise consumption goods for industries excluded from mining and manufacturing.                                 |

Abbreviated designations of categories in classification by use of goods in the weight table by type of industry and by item are indicated in Table 3.

Table 3: Abbreviated designations in classification by use of goods

|   |  |
|---|--|
| Capital goods   | Durable consumer goods                             |
| Capital/Manufacturing: for manufacturing equipment        | Durable/House: for house work                      |
| Capital/Electricity: for electricity                      | Durable/Air: for heating and cooling equipment     |
| Capital/Communication: for communication and broadcasting | Durable/Furniture: for furniture and furnishings   |
| Capital/Agriculture: for agriculture                      | Durable/Education: for education and amusement     |
| Capital/Construction: for construction                    | Durable/Cars: Passenger cars and motorcycles       |
| Capital/Transportation: for transports                    | Non-durable consumer goods                         |
| Capital/Office: for offices                               | Non-durable/House: for house work                  |
| Capital/Other: Other capital goods                        | Non-durable/Education: for education and amusement |
| Construction goods  | Non-durable/Clothing: Clothing and footwear        |
| Construction/Building: for building operations            | Non-durable/Food: Food and beverage                |
| Construction/Civil: for civil engineering                 | Producer Goods                                     |
|   | Producer/Mining: for mining and manufacturing      |
|   | Producer/Others: for others                        |

### 3. Selected Items

#### (1) Indices of Production, Shipments, Inventory, and Inventory Ratio

Goods are sampled on a representative basis by industry and by type of goods. The number of sample products used to calculate production and shipments indices is 521 (527 in the Industries). Since there are 23 kinds of goods that are used to calculate two or more types of indices, the numbers of sample products used under the classification by type of industry and those of the classification by use of goods are not the same. This is because each of these goods is treated as more than one item by dividing its weight when classifying it according to type of goods at the base period.

The number of sample products used to calculate inventory indices is 375. This is fewer than the number for production and shipments indices because inventory of some goods are not necessary to check due to production by commissioning, and inventory of some goods cannot be checked since the process is extraordinarily difficult.

The number of selected products used to calculate inventory ratio indices is 349. In compiling the Indices of Producer's Inventory Ratio, attention was paid to the items that show large seasonal fluctuations in shipments quantity or very high rate of self-consumption by producers. For those kinds of items, "shipment quantity" is unsuitable as the dominator in the above-mentioned formula, so it is replaced by "production quantity," or those items were not selected for the indices.

Sample products under the jurisdiction of the Ministry of Economy, Trade and Industry (465 items out of the 521 items used to calculate production and shipments indices) are selected monthly from among mainly the items used in the Current Survey of Production, and sample products that are not covered by the jurisdiction of the Ministry of Economy, Trade and Industry are selected from other ministries and organizations mentioned below.

- |  |   |
|--|---|
| • Rolling stocks and steel ships (2 items) | Ministry of Land, Infrastructure and Transport                                  |
| • Medical Supplies (1 item)                | Ministry of Health, Labour and Welfare  |
| • Lumber and plywood (3 items)             | Ministry of Agriculture, Forestry and Fisheries                                 |
| • Food (excluding liquor) (44 items)       | Ministry of Agriculture, Forestry and Fisheries, and the corporations concerned |
| • Liquor (6 items)                         | Liquor associations   |

In case of substantial products which require more than several months to complete, the amount of work in progress in a month is regarded as the quantity of production for each month. Those long-term products are listed below.

- Steel bridges (Over 2,000 t)
- Water tube boilers (Over 800 t/h)
- General steam turbines (Over 250,000 kW)
- Power transformers (Over 500,000 kVA)
- Steel ships

Although the measurement unit of the adoption items of each index is quantity in principle, only when the adoption items consist of items from which the quality, size, etc. of a product differ remarkably, the amount of money is adopted as a measurement unit. In the production index, the amount of money is made into the measurement unit about 36 items. Although some of these items are deflated by CGPI, some items are not deflated, because there is no suitable deflator.

#### (2) Indices of Operating Ratio and Production Capacity

175 items are selected for those indices from among items surveyed by the Current Survey of Production on production capacity or equipment.

### 4. Formula

The Laspeyres' Formula is adopted here. In this formula, indices are calculated by a fixed weighted average on the basis of figures in the base year.

Meaning of symbols in the formula:

- |                        |                                |
|------------------------|--------------------------------|
| Q,R : Integrated index | o : Base time                  |
| q : Quantity           | t : Compared time              |
| w : Weight             | i : Selected item (i=1,2,...n) |
| r : Ratio              |                                |

#### (1) Indices of Production, Shipment, Inventory and Production Capacity

$$Q_t = \frac{\sum_{i=1}^n \frac{q_{ti}}{q_{oi}} w_{oi}}{\sum_{i=1}^n w_{oi}} \times 100.0$$

#### (2) Indices of Producer's Inventory Ratio of Finished Goods and Operating Ratio

$$R_t = \frac{\sum_{i=1}^n \frac{r_{ti}}{r_{oi}} w_{oi}}{\sum_{i=1}^n w_{oi}} \times 100.0$$

Ratios of those indices are shown below.

Producer's Inventory Ratio of Finished Goods = Inventory quantity/Shipments quantity

Operating Ratio = Quantity of production in the production capacity/Quantity of production capacity

## 5. Weights

The results of the "Census of Manufacturers (2000)" and other basic data including "Mining Yearbook of Japan," "Current Survey of Production" and "Trade Statistics of Japan" are used for calculation of weights.

### (1) Indices of Production, Shipments, Inventory, and Inventory Ratio

Value added weights are calculated on the basis of the value added by industry which was fixed by the survey of the Census of Manufacturers (Report by Industry). The formula which calculates added value is as follows.

- ① Value of products produced = Value of shipments + Change of the product inventory +  
Change of the semi-manufactured goods and unfinished products
- ② Value added = Value of products produced - Cost of raw materials, fuels and electricity consumed, and subcontracting orders - Internal excise tax - Depreciation.

However, since the amount of shipment is totaled per place of business in Census of Manufacturers (Report by Industry), when certain place of business produces the items of varieties ranging over two or more industries, the amount of shipment of the whole place of business is appropriated for the industry by which the place of business is classified. Then, adjustment in an item unit is performed using Census of Manufacturers (Report by Commodities).

Production weights, shipments weights and inventory weights are calculated on the basis of production value, shipments value and inventory value respectively, surveyed by the Census of Manufacturers. Thus, the weight for every adoption item is calculated by distributing proportionally the industrial classification weight and the amount of money (added value etc.) of adoption items.

### (2) Indices of Operating Ratio and Production Capacity

The base value of weights for those indices are based on the value for the Indices of Industrial Production (value added weights).

## 6. Seasonal Adjustments

As for the Indices of Industrial Production, Producer's Shipments, Operating Ratio and Survey of Production Forecast, the Census Bureau's X-12-ARIMA method is adopted as the seasonal, trading day and holiday effect adjustment.

As for the Indices of Producer's Inventory of Finished Goods and Inventory Ratio of Finished Goods, Census Method (X-11 Default of X-12-ARIMA) is adopted as the seasonal adjustment.

## 7. Connected Indices

(1) Those indices mean 2000 based indices into which pre-2000 basis indices are transformed by multiplying the pre-2000 indices by linking coefficients.

(2) The method of calculation of 2000 based linking coefficients are indicated below. The seasonal adjustment index are used in those formulas.

$$\text{2000 based linking coefficients (L)} = \frac{\text{2000 based averaged indices for January-March 1998}}{\text{1995 based averaged indices for January-March, 1998}}$$

$$\text{2000 based connected indices} = L \times (\text{1995 based indices (1993-1997)}, \text{1995 based connected indices (1978-1992)})$$

(3) The old and new indices are connected in two categories: grouping by industry and grouping by use of goods in both non-adjusted and seasonally adjusted indices.

(4) The classification of industries for 2000-based indices are slightly different from the old indices, and the connection is not perfect. When certain old indices do not have a relevant industry in the new indices, connection is impracticable. As a result, some industries, especially industries of minor grouping, in the new indices lack connected indices.

### (5) Method of Seasonal Adjustment

Each of the old indices employs the following methods of seasonal adjustment.

- Base indices for 2000 and 1995      Census Method X-12-ARIMA
- Base indices for 1990 and 1985      MITI Method IIR
- Base indices for 1980                  MITI Method III

### (6) Publication

The connected indices have been published in the book "Long Term Data Book of Indices of Industrial Production" after the change of the base year.

## 8. Survey of Production Forecast

The Survey of Production Forecast in manufacturing shows the figures as of the 10th of the month. In this survey, following production data are collected from principal enterprises; the real values for the previous month, the estimated values for the current month, and the planned values for the following month. Based on the data collected, the Production Forecast Indices are calculated for approximately 181 manufacturing goods. Two ratios are calculated by using these indices.

Realization Ratios show, to what extent the estimated values for the current month in the previous time's survey have been actualized. Amendment Ratios show to what extent the current month's estimated values have been revised in a month compared to the values estimated in the previous month as the following month's values.

## Realization Ratio

= the Real amount of the previous month in the current time's survey divided by the estimated amount of the current month in the previous time's survey

## Amendment Ratio

= the Estimated amount of the current month in the current time's survey divided by the estimated amount of the following month in the previous time's survey

• Indices of Industrial Production are published on the web site of Ministry of Economy, Trade and Industry.

URL <http://www.meti.go.jp/english/statistics/index.html>

## 1. 採用品目数

## (1) 生産指数及び生産者出荷指数

| 分類                           | 採用品目数 | 合計        |     |     |     |     |           |            |             |             | 生産財 |    |
|------------------------------|-------|-----------|-----|-----|-----|-----|-----------|------------|-------------|-------------|-----|----|
|                              |       | 最終<br>需要財 | 投資財 | 資本財 | 建設財 | 消費財 | 耐久<br>消費財 | 非耐久<br>消費財 | 鉱工業用<br>生産財 | その他用<br>生産財 |     |    |
| 鉱工業                          | 521   | 548       | 284 | 166 | 114 | 52  | 118       | 44         | 74          | 264         | 246 | 18 |
| 製造工業                         | 515   | 540       | 282 | 164 | 114 | 50  | 118       | 44         | 74          | 258         | 242 | 16 |
| 鉄鋼業                          | 25    | 28        | 6   | 6   | —   | 6   | —         | —          | —           | 22          | 22  | —  |
| 非鉄金属工業                       | 19    | 19        | 4   | 4   | 4   | —   | —         | —          | —           | 15          | 15  | —  |
| 金属製品工業                       | 33    | 33        | 17  | 14  | 1   | 13  | 3         | 3          | —           | 16          | 14  | 2  |
| 一般機械工業                       | 77    | 77        | 59  | 59  | 58  | 1   | —         | —          | —           | 18          | 18  | —  |
| 電気機械工業                       | 43    | 45        | 32  | 19  | 15  | 4   | 13        | 9          | 4           | 13          | 12  | 1  |
| 情報通信機械工業                     | 23    | 25        | 24  | 13  | 13  | —   | 11        | 11         | —           | 1           | 1   | —  |
| 電子部品・デバイス工業                  | 26    | 26        | 1   | —   | —   | —   | 1         | —          | 1           | 25          | 25  | —  |
| 輸送機械工業                       | 20    | 22        | 16  | 10  | 10  | —   | 6         | 6          | —           | 6           | 6   | —  |
| 精密機械工業                       | 12    | 12        | 10  | 6   | 6   | —   | 4         | 4          | —           | 2           | 1   | 1  |
| 窯業・土石製品工業                    | 27    | 29        | 17  | 15  | 2   | 13  | 2         | —          | 2           | 12          | 10  | 2  |
| 化学工業                         | 78    | 79        | 10  | 1   | —   | 1   | 9         | —          | 9           | 69          | 68  | 1  |
| 石油・石炭製品工業                    | 10    | 14        | 3   | 1   | —   | 1   | 2         | —          | 2           | 11          | 7   | 4  |
| プラスチック製品工業                   | 11    | 11        | 5   | 4   | —   | 4   | 1         | —          | 1           | 6           | 6   | —  |
| パルプ・紙・紙加工品工業                 | 10    | 10        | 1   | —   | —   | —   | 1         | —          | 1           | 9           | 8   | 1  |
| 繊維工業                         | 22    | 22        | 6   | 1   | —   | 1   | 5         | 1          | 4           | 16          | 16  | —  |
| 食料品・たばこ工業                    | 50    | 50        | 45  | —   | —   | —   | 45        | —          | 45          | 5           | 5   | —  |
| その他工業                        | 29    | 38        | 26  | 11  | 5   | 6   | 15        | 10         | 5           | 12          | 8   | 4  |
| ゴム製品工業                       | 4     | 5         | —   | —   | —   | —   | —         | —          | —           | 5           | 4   | 1  |
| 皮革製品工業                       | 2     | 2         | 1   | —   | —   | —   | 1         | —          | 1           | 1           | 1   | —  |
| 家具工業                         | 12    | 12        | 12  | 6   | 4   | 2   | 6         | 6          | —           | —           | —   | —  |
| 木材・木製品工業                     | 4     | 7         | 4   | 4   | —   | 4   | —         | —          | —           | 3           | 3   | —  |
| その他製品工業                      | 7     | 12        | 9   | 1   | 1   | —   | 8         | 4          | 4           | 3           | —   | 3  |
| 鉱業                           | 6     | 8         | 2   | 2   | —   | 2   | —         | —          | —           | 6           | 4   | 2  |
| (参考)                         |       |           |     |     |     |     |           |            |             |             |     |    |
| 産業総合(鉱工業、<br>電気・ガス事業、新聞・出版業) | 527   |           |     |     |     |     |           |            |             |             |     |    |
| 産業総合(鉱工業、新聞・出版業)             | 525   |           |     |     |     |     |           |            |             |             |     |    |
| 産業総合(鉱工業、電力・ガス事業)            | 523   |           |     |     |     |     |           |            |             |             |     |    |
| 機械工業                         | 201   |           |     |     |     |     |           |            |             |             |     |    |
| 電気機械工業(旧分類)                  | 92    |           |     |     |     |     |           |            |             |             |     |    |
| 電力・ガス事業                      | 2     |           |     |     |     |     |           |            |             |             |     |    |
| 新聞・出版業                       | 4     |           |     |     |     |     |           |            |             |             |     |    |

(注) 1品目を2財に分割する品目があるので、採用品目数と各財の合計とは一致しない。

## (2) 生産者製品在庫指数

| 分類                                   | 採用<br>品目数 | 合計        |     |     |     |     |       |        |       |        |     |             |             |
|--------------------------------------|-----------|-----------|-----|-----|-----|-----|-------|--------|-------|--------|-----|-------------|-------------|
|                                      |           | 最終<br>需要財 | 投資財 | 消費財 |     |     | 生産財   |        | 耐用消費財 | 非耐久消費財 | 生産財 | 鉱工業用<br>生産財 | その他用<br>生産財 |
|                                      |           |           |     | 資本財 | 建設財 | 消費財 | 耐用消費財 | 非耐久消費財 |       |        |     |             |             |
| 鉱工業                                  | 375       | 400       | 177 | 100 | 55  | 45  | 77    | 38     | 39    | 223    | 207 | 16          |             |
| 製造工業                                 | 370       | 393       | 175 | 98  | 55  | 43  | 77    | 38     | 39    | 218    | 203 | 15          |             |
| 鉄鋼業                                  | 24        | 27        | 6   | 6   | -   | 6   | -     | -      | -     | 21     | 21  | -           |             |
| 非鉄金属工業                               | 16        | 16        | 4   | 4   | 4   | -   | -     | -      | -     | 12     | 12  | -           |             |
| 金属製品工業                               | 25        | 25        | 12  | 9   | -   | 9   | 3     | 3      | -     | 13     | 12  | 1           |             |
| 一般機械工業                               | 40        | 40        | 31  | 31  | 31  | -   | -     | -      | -     | 9      | 9   | -           |             |
| 電気機械工業                               | 19        | 21        | 15  | 3   | 1   | 2   | 12    | 8      | 4     | 6      | 5   | 1           |             |
| 情報通信機械工業                             | 7         | 7         | 6   | -   | -   | -   | 6     | 6      | -     | 1      | 1   | -           |             |
| 電子部品・デバイス工業                          | 15        | 15        | -   | -   | -   | -   | -     | -      | -     | 15     | 15  | -           |             |
| 輸送機械工業                               | 11        | 13        | 12  | 6   | 6   | -   | 6     | 6      | -     | 1      | 1   | -           |             |
| 精密機械工業                               | 12        | 12        | 10  | 6   | 6   | -   | 4     | 4      | -     | 2      | 1   | 1           |             |
| 窯業・土石製品工業                            | 27        | 29        | 17  | 15  | 2   | 13  | 2     | -      | 2     | 12     | 10  | 2           |             |
| 化学工業                                 | 76        | 77        | 9   | 1   | -   | 1   | 8     | -      | 8     | 68     | 67  | 1           |             |
| 石油・石炭製品工業                            | 10        | 14        | 3   | 1   | -   | 1   | 2     | -      | 2     | 11     | 7   | 4           |             |
| プラスチック製品工業                           | 11        | 11        | 5   | 4   | -   | 4   | 1     | -      | 1     | 6      | 6   | -           |             |
| パルプ・紙・紙加工品工業                         | 10        | 10        | 1   | -   | -   | -   | 1     | -      | 1     | 9      | 8   | 1           |             |
| 繊維工業                                 | 22        | 22        | 6   | 1   | -   | 1   | 5     | 1      | 4     | 16     | 16  | -           |             |
| 食料品・たばこ工業                            | 16        | 16        | 12  | -   | -   | -   | 12    | -      | 12    | 4      | 4   | -           |             |
| その他工業                                | 29        | 38        | 26  | 11  | 5   | 6   | 15    | 10     | 5     | 12     | 8   | 4           |             |
| ゴム製品工業                               | 4         | 5         | -   | -   | -   | -   | -     | -      | -     | 5      | 4   | 1           |             |
| 皮革製品工業                               | 2         | 2         | 1   | -   | -   | -   | 1     | -      | 1     | 1      | 1   | -           |             |
| 家具工業                                 | 12        | 12        | 12  | 6   | 4   | 2   | 6     | 6      | -     | -      | -   | -           |             |
| 木材・木製品工業                             | 4         | 7         | 4   | 4   | -   | 4   | -     | -      | -     | 3      | 3   | -           |             |
| その他製品工業                              | 7         | 12        | 9   | 1   | 1   | -   | 8     | 4      | 4     | 3      | -   | 3           |             |
| 鉱業                                   | 5         | 7         | 2   | 2   | -   | 2   | -     | -      | -     | 5      | 4   | 1           |             |
| (参考)<br>産業総合(鉱工業、<br>電気・ガス事業、新聞・出版業) | 375       |           |     |     |     |     |       |        |       |        |     |             |             |
| 産業総合(鉱工業、新聞・出版業)                     | 375       |           |     |     |     |     |       |        |       |        |     |             |             |
| 産業総合(鉱工業、電力・ガス事業)                    | 375       |           |     |     |     |     |       |        |       |        |     |             |             |
| 機械工業                                 | 104       |           |     |     |     |     |       |        |       |        |     |             |             |
| 電気機械工業(旧分類)                          | 41        |           |     |     |     |     |       |        |       |        |     |             |             |
| 電力・ガス事業                              | -         |           |     |     |     |     |       |        |       |        |     |             |             |
| 新聞・出版業                               | -         |           |     |     |     |     |       |        |       |        |     |             |             |

(注) 1品目を2財に分割する品目があるので、採用品目数と各財の合計とは一致しない。

## (3) 生産者製品在庫率指数

| 分類                                   | 採用<br>品目数 | 合計        |     |     |     |     |       |        |       |        |     |             |             |
|--------------------------------------|-----------|-----------|-----|-----|-----|-----|-------|--------|-------|--------|-----|-------------|-------------|
|                                      |           | 最終<br>需要財 | 投資財 | 消費財 |     |     | 生産財   |        | 耐用消費財 | 非耐久消費財 | 生産財 | 鉱工業用<br>生産財 | その他用<br>生産財 |
|                                      |           |           |     | 資本財 | 建設財 | 消費財 | 耐用消費財 | 非耐久消費財 |       |        |     |             |             |
| 鉱工業                                  | 349       | 373       | 159 | 88  | 43  | 45  | 71    | 33     | 38    | 214    | 199 | 15          |             |
| 製造工業                                 | 345       | 367       | 157 | 86  | 43  | 43  | 71    | 33     | 38    | 210    | 195 | 15          |             |
| 鉄鋼業                                  | 22        | 25        | 6   | 6   | -   | 6   | -     | -      | -     | 19     | 19  | -           |             |
| 非鉄金属工業                               | 15        | 15        | 4   | 4   | 4   | -   | -     | -      | -     | 11     | 11  | -           |             |
| 金属製品工業                               | 22        | 22        | 11  | 9   | -   | 9   | 2     | 2      | -     | 11     | 10  | 1           |             |
| 一般機械工業                               | 28        | 28        | 20  | 20  | 20  | -   | -     | -      | -     | 8      | 8   | -           |             |
| 電気機械工業                               | 18        | 20        | 14  | 3   | 1   | 2   | 11    | 7      | 4     | 6      | 5   | 1           |             |
| 情報通信機械工業                             | 6         | 6         | 5   | -   | -   | -   | 5     | 5      | -     | 1      | 1   | -           |             |
| 電子部品・デバイス工業                          | 15        | 15        | -   | -   | -   | -   | -     | -      | -     | 15     | 15  | -           |             |
| 輸送機械工業                               | 11        | 13        | 12  | 6   | 6   | -   | 6     | 6      | -     | 1      | 1   | -           |             |
| 精密機械工業                               | 11        | 11        | 9   | 6   | 6   | -   | 3     | 3      | -     | 2      | 1   | 1           |             |
| 窯業・土石製品工業                            | 27        | 29        | 17  | 15  | 2   | 13  | 2     | -      | 2     | 12     | 10  | 2           |             |
| 化学工業                                 | 75        | 76        | 9   | 1   | -   | 1   | 8     | -      | 8     | 67     | 66  | 1           |             |
| 石油・石炭製品工業                            | 10        | 14        | 3   | 1   | -   | 1   | 2     | -      | 2     | 11     | 7   | 4           |             |
| プラスチック製品工業                           | 11        | 11        | 5   | 4   | -   | 4   | 1     | -      | 1     | 6      | 6   | -           |             |
| パルプ・紙・紙加工品工業                         | 9         | 9         | 1   | -   | -   | -   | 1     | -      | 1     | 8      | 7   | 1           |             |
| 繊維工業                                 | 22        | 22        | 6   | 1   | -   | 1   | 5     | 1      | 4     | 16     | 16  | -           |             |
| 食料品・たばこ工業                            | 15        | 15        | 11  | -   | -   | -   | 11    | -      | 11    | 4      | 4   | -           |             |
| その他工業                                | 28        | 36        | 24  | 10  | 4   | 6   | 14    | 9      | 5     | 12     | 8   | 4           |             |
| ゴム製品工業                               | 4         | 5         | -   | -   | -   | -   | -     | -      | -     | 5      | 4   | 1           |             |
| 皮革製品工業                               | 2         | 2         | 1   | -   | -   | -   | 1     | -      | 1     | 1      | 1   | -           |             |
| 家具工業                                 | 12        | 12        | 12  | 6   | 4   | 2   | 6     | 6      | -     | -      | -   | -           |             |
| 木材・木製品工業                             | 4         | 7         | 4   | 4   | -   | 4   | -     | -      | -     | 3      | 3   | -           |             |
| その他製品工業                              | 6         | 10        | 7   | -   | -   | -   | 7     | 3      | 4     | 3      | -   | 3           |             |
| 鉱業                                   | 4         | 6         | 2   | 2   | -   | 2   | -     | -      | -     | 4      | 4   | -           |             |
| (参考)<br>産業総合(鉱工業、<br>電気・ガス事業、新聞・出版業) | 349       |           |     |     |     |     |       |        |       |        |     |             |             |
| 産業総合(鉱工業、新聞・出版業)                     | 349       |           |     |     |     |     |       |        |       |        |     |             |             |
| 産業総合(鉱工業、電力・ガス事業)                    | 349       |           |     |     |     |     |       |        |       |        |     |             |             |
| 機械工業                                 | 89        |           |     |     |     |     |       |        |       |        |     |             |             |
| 電気機械工業(旧分類)                          | 39        |           |     |     |     |     |       |        |       |        |     |             |             |
| 電力・ガス事業                              | -         |           |     |     |     |     |       |        |       |        |     |             |             |
| 新聞・出版業                               | -         |           |     |     |     |     |       |        |       |        |     |             |             |

(注) 1品目を2財に分割する品目があるので、採用品目数と各財の合計とは一致しない。

(4) 稼働率指数及び生産能力指数

| 分類                           | 採用品目数 |
|------------------------------|-------|
| 製造工業                         | 175   |
| 鉄鋼業                          | 6     |
| 非鉄金属工業                       | 11    |
| 金属製品工業                       | 5     |
| 一般機械工業                       | 22    |
| 電気機械工業                       | 14    |
| 情報通信機械工業                     | 10    |
| 電子部品・デバイス工業                  | 7     |
| 輸送機械工業                       | 8     |
| 精密機械工業                       | 4     |
| 窯業・土石製品工業                    | 12    |
| 化学工業                         | 55    |
| 石油・石炭製品工業                    | 2     |
| パルプ・紙・紙加工品工業                 | 4     |
| 繊維工業                         | 11    |
| その他工業                        | 4     |
| (特掲. ゴム製品工業)                 | 1     |
| (参考)                         |       |
| 製造工業(除. 機械工業)                | 110   |
| 機械工業                         | 65    |
| 電気機械工業(旧分類)                  | 31    |
| パルプ・紙・紙加工品工業<br>(除. 段ボールシート) | 3     |

2. 業種別及び特殊分類別ウェイト  
(1) 生産指数(付加価値額ウェイト)

| 分類                           | 合計      | 消費財       |        |        |       |        |           |            | 生産財         |        | その他用<br>生産財 |
|------------------------------|---------|-----------|--------|--------|-------|--------|-----------|------------|-------------|--------|-------------|
|                              |         | 最終<br>需要財 | 投資財    | 資本財    | 建設財   | 消費財    | 耐久<br>消費財 | 非耐久<br>消費財 | 鉱工業用<br>生産財 |        |             |
| 鉱工業                          | 10000.0 | 5038.8    | 2495.0 | 1676.4 | 818.6 | 2543.8 | 1012.2    | 1531.6     | 4961.2      | 4841.3 | 119.9       |
| 製造工業                         | 9983.9  | 5033.1    | 2489.3 | 1676.4 | 812.9 | 2543.8 | 1012.2    | 1531.6     | 4950.8      | 4837.2 | 113.6       |
| 鉄鋼業                          | 440.3   | 49.9      | 49.9   | -      | 49.9  | -      | -         | -          | 390.4       | 390.4  | -           |
| 非鉄金属工業                       | 197.6   | 23.7      | 23.7   | 23.7   | -     | -      | -         | -          | 173.9       | 173.9  | -           |
| 金属製品工業                       | 567.7   | 310.0     | 278.2  | 11.0   | 267.2 | 31.8   | 31.8      | -          | 257.7       | 238.3  | 19.4        |
| 一般機械工業                       | 1270.5  | 870.9     | 870.9  | 854.7  | 16.2  | -      | -         | -          | 399.6       | 399.6  | -           |
| 電気機械工業                       | 565.6   | 357.4     | 219.5  | 176.7  | 42.8  | 137.9  | 123.4     | 14.5       | 208.2       | 199.2  | 9.0         |
| 情報通信機械工業                     | 483.1   | 458.3     | 248.2  | 248.2  | -     | 210.1  | 210.1     | -          | 24.8        | 24.8   | -           |
| 電子部品・デバイス工業                  | 1140.7  | 9.6       | -      | -      | -     | 9.6    | -         | 9.6        | 1131.1      | 1131.1 | -           |
| 輸送機械工業                       | 1229.2  | 825.4     | 283.3  | 283.3  | -     | 542.1  | 542.1     | -          | 403.8       | 403.8  | -           |
| 精密機械工業                       | 82.9    | 67.9      | 42.6   | 42.6   | -     | 25.3   | 25.3      | -          | 15.0        | 10.8   | 4.2         |
| 窯業・土石製品工業                    | 432.6   | 288.7     | 271.6  | 12.2   | 259.4 | 17.1   | -         | 17.1       | 143.9       | 137.7  | 6.2         |
| 化学工業                         | 1174.0  | 566.4     | 8.6    | -      | 8.6   | 557.8  | -         | 557.8      | 607.6       | 602.2  | 5.4         |
| 石油・石炭製品工業                    | 84.7    | 49.0      | 0.5    | -      | 0.5   | 48.5   | -         | 48.5       | 35.7        | 25.7   | 10.0        |
| プラスチック製品工業                   | 439.3   | 71.4      | 46.4   | -      | 46.4  | 25.0   | -         | 25.0       | 367.9       | 367.9  | -           |
| パルプ・紙・紙加工品工業                 | 316.7   | 28.9      | -      | -      | -     | 28.9   | -         | 28.9       | 287.8       | 278.4  | 9.4         |
| 繊維工業                         | 336.3   | 130.5     | 6.7    | -      | 6.7   | 123.8  | 16.0      | 107.8      | 205.8       | 205.8  | -           |
| 食料品・たばこ工業                    | 782.0   | 673.1     | -      | -      | -     | 673.1  | -         | 673.1      | 108.9       | 108.9  | -           |
| その他工業                        | 440.7   | 252.0     | 139.2  | 24.0   | 115.2 | 112.8  | 63.5      | 49.3       | 188.7       | 138.7  | 50.0        |
| ゴム製品工業                       | 138.6   | -         | -      | -      | -     | -      | -         | -          | 138.6       | 99.2   | 39.4        |
| 皮革製品工業                       | 29.7    | 22.8      | -      | -      | -     | 22.8   | -         | 22.8       | 6.9         | 6.9    | -           |
| 家具工業                         | 75.8    | 75.8      | 42.2   | 22.3   | 19.9  | 33.6   | 33.6      | -          | -           | -      | -           |
| 木材・木製品工業                     | 127.9   | 95.3      | 95.3   | -      | 95.3  | -      | -         | -          | 32.6        | 32.6   | -           |
| その他製品工業                      | 68.7    | 58.1      | 1.7    | 1.7    | -     | 56.4   | 29.9      | 26.5       | 10.6        | -      | 10.6        |
| 鉱業                           | 16.1    | 5.7       | 5.7    | -      | 5.7   | -      | -         | -          | 10.4        | 4.1    | 6.3         |
| (参考)                         |         |           |        |        |       |        |           |            |             |        |             |
| 産業総合(鉱工業、<br>電気・ガス事業、新聞・出版業) | 10784.8 |           |        |        |       |        |           |            |             |        |             |
| 産業総合(鉱工業、新聞・出版業)             | 10159.1 |           |        |        |       |        |           |            |             |        |             |
| 産業総合(鉱工業、電力・ガス事業)            | 10625.7 |           |        |        |       |        |           |            |             |        |             |
| 機械工業                         | 4772.0  |           |        |        |       |        |           |            |             |        |             |
| 電気機械工業(旧分類)                  | 2189.4  |           |        |        |       |        |           |            |             |        |             |
| 電力・ガス事業                      | 625.7   |           |        |        |       |        |           |            |             |        |             |
| 新聞・出版業                       | 159.1   |           |        |        |       |        |           |            |             |        |             |

鉱工業総合のウェイト基準額：9,209,726百万円/月(月平均)



## (2) 生産指数（生産額ウェイト）

| 分類                       | 合計      | 最終需要財  |        |        |       |        |        |        | 生産財    |         | その他用生産財 |
|--------------------------|---------|--------|--------|--------|-------|--------|--------|--------|--------|---------|---------|
|                          |         | 最終需要財  | 投資財    | 資本財    | 建設財   | 消費財    | 耐久消費財  | 非耐久消費財 | 生産財    | 鉱工業用生産財 |         |
| 鉱工業                      | 10000.0 | 4874.3 | 2336.4 | 1634.2 | 702.2 | 2537.9 | 1194.4 | 1343.5 | 5125.7 | 5004.4  | 121.3   |
| 製造工業                     | 9985.1  | 4868.4 | 2330.5 | 1634.2 | 696.3 | 2537.9 | 1194.4 | 1343.5 | 5116.7 | 5000.8  | 115.9   |
| 鉄鋼業                      | 797.7   | 50.9   | 50.9   | —      | 50.9  | —      | —      | —      | 746.8  | 746.8   | —       |
| 非鉄金属工業                   | 239.4   | 24.2   | 24.2   | 24.2   | —     | —      | —      | —      | 215.2  | 215.2   | —       |
| 金属製品工業                   | 451.9   | 252.5  | 225.9  | 8.6    | 217.3 | 26.6   | 26.6   | —      | 199.4  | 188.9   | 10.5    |
| 一般機械工業                   | 1071.1  | 736.1  | 736.1  | 718.5  | 17.6  | —      | —      | —      | 335.0  | 335.0   | —       |
| 電気機械工業                   | 479.0   | 284.6  | 171.7  | 134.8  | 36.9  | 112.9  | 99.9   | 13.0   | 194.4  | 186.6   | 7.8     |
| 情報通信機械工業                 | 627.8   | 603.9  | 346.9  | 346.9  | —     | 257.0  | 257.0  | —      | 23.9   | 23.9    | —       |
| 電子部品・デバイス工業              | 1156.1  | 10.2   | —      | —      | —     | 10.2   | —      | 10.2   | 1145.9 | 1145.9  | —       |
| 輸送機械工業                   | 1474.6  | 1058.0 | 343.5  | 343.5  | —     | 714.5  | 714.5  | —      | 416.6  | 416.6   | —       |
| 精密機械工業                   | 78.0    | 58.9   | 30.6   | 30.6   | —     | 28.3   | 28.3   | —      | 19.1   | 15.9    | 3.2     |
| 窯業・土石製品工業                | 321.0   | 216.7  | 206.5  | 8.4    | 198.1 | 10.2   | —      | 10.2   | 104.3  | 100.1   | 4.2     |
| 化学工業                     | 850.1   | 300.4  | 8.9    | —      | 8.9   | 291.5  | —      | 291.5  | 549.7  | 544.6   | 5.1     |
| 石油・石炭製品工業                | 323.5   | 184.3  | 1.6    | —      | 1.6   | 182.7  | —      | 182.7  | 139.2  | 97.0    | 42.2    |
| プラスチック製品工業               | 361.4   | 65.4   | 47.4   | —      | 47.4  | 18.0   | —      | 18.0   | 296.0  | 296.0   | —       |
| パルプ・紙・紙加工品工業             | 301.9   | 26.8   | —      | —      | —     | 26.8   | —      | 26.8   | 275.1  | 266.7   | 8.4     |
| 繊維工業                     | 258.5   | 96.1   | 5.7    | —      | 5.7   | 90.4   | 14.5   | 75.9   | 162.4  | 162.4   | —       |
| 食料品・たばこ工業                | 807.5   | 668.5  | —      | —      | —     | 668.5  | —      | 668.5  | 139.0  | 139.0   | —       |
| その他工業                    | 385.6   | 230.9  | 130.6  | 18.7   | 111.9 | 100.3  | 53.6   | 46.7   | 154.7  | 120.2   | 34.5    |
| ゴム製品工業                   | 111.8   | —      | —      | —      | —     | —      | —      | —      | 111.8  | 83.8    | 28.0    |
| 皮革製品工業                   | 28.2    | 21.6   | —      | —      | —     | 21.6   | —      | 21.6   | 6.6    | 6.6     | —       |
| 家具工業                     | 60.1    | 60.1   | 32.9   | 17.4   | 15.5  | 27.2   | 27.2   | —      | —      | —       | —       |
| 木材・木製品工業                 | 126.2   | 96.4   | 96.4   | —      | 96.4  | —      | —      | —      | 29.8   | 29.8    | —       |
| その他製品工業                  | 59.3    | 52.8   | 1.3    | 1.3    | —     | 51.5   | 26.4   | 25.1   | 6.5    | —       | 6.5     |
| 鉱業                       | 14.9    | 5.9    | 5.9    | —      | 5.9   | —      | —      | —      | 9.0    | 3.6     | 5.4     |
| (参考)                     |         |        |        |        |       |        |        |        |        |         |         |
| 産業総合(鉱工業、電気・ガス事業、新聞・出版業) | 11011.0 |        |        |        |       |        |        |        |        |         |         |
| 産業総合(鉱工業、新聞・出版業)         | 10167.3 |        |        |        |       |        |        |        |        |         |         |
| 産業総合(鉱工業、電力・ガス事業)        | 10843.7 |        |        |        |       |        |        |        |        |         |         |
| 機械工業                     | 4886.6  |        |        |        |       |        |        |        |        |         |         |
| 電気機械工業(旧分類)              | 2262.9  |        |        |        |       |        |        |        |        |         |         |
| 電力・ガス事業                  | 843.7   |        |        |        |       |        |        |        |        |         |         |
| 新聞・出版業                   | 167.3   |        |        |        |       |        |        |        |        |         |         |

鉱工業総合のウェイト基準額：22,655,273百万円/月（月平均）

## (3) 生産者出荷指数

| 分類                       | 合計      | 最終需要財  |        |        |       |        |        |        | 生産財    |         | その他用生産財 |
|--------------------------|---------|--------|--------|--------|-------|--------|--------|--------|--------|---------|---------|
|                          |         | 最終需要財  | 投資財    | 資本財    | 建設財   | 消費財    | 耐久消費財  | 非耐久消費財 | 生産財    | 鉱工業用生産財 |         |
| 鉱工業                      | 10000.0 | 5142.7 | 2490.2 | 1747.8 | 742.4 | 2652.5 | 1230.8 | 1421.7 | 4857.3 | 4732.0  | 125.3   |
| 製造工業                     | 9988.8  | 5138.3 | 2485.8 | 1747.8 | 738.0 | 2652.5 | 1230.8 | 1421.7 | 4850.5 | 4729.2  | 121.3   |
| 鉄鋼業                      | 427.8   | 56.1   | 56.1   | —      | 56.1  | —      | —      | —      | 371.7  | 371.7   | —       |
| 非鉄金属工業                   | 244.8   | 25.2   | 25.2   | 25.2   | —     | —      | —      | —      | 219.6  | 219.6   | —       |
| 金属製品工業                   | 473.8   | 260.6  | 231.8  | 8.8    | 223.0 | 28.8   | 28.8   | —      | 213.2  | 201.9   | 11.3    |
| 一般機械工業                   | 1141.0  | 783.3  | 783.3  | 764.3  | 19.0  | —      | —      | —      | 357.7  | 357.7   | —       |
| 電気機械工業                   | 485.6   | 287.6  | 173.8  | 136.9  | 36.9  | 113.8  | 100.9  | 12.9   | 198.0  | 189.7   | 8.3     |
| 情報通信機械工業                 | 665.0   | 639.4  | 378.6  | 378.6  | —     | 260.8  | 260.8  | —      | 25.6   | 25.6    | —       |
| 電子部品・デバイス工業              | 1096.8  | 10.9   | —      | —      | —     | 10.9   | —      | 10.9   | 1085.9 | 1085.9  | —       |
| 輸送機械工業                   | 1603.1  | 1106.8 | 372.3  | 372.3  | —     | 734.5  | 734.5  | —      | 496.3  | 496.3   | —       |
| 精密機械工業                   | 75.0    | 62.9   | 32.5   | 32.5   | —     | 30.4   | 30.4   | —      | 12.1   | 8.5     | 3.6     |
| 窯業・土石製品工業                | 345.4   | 233.1  | 221.7  | 9.0    | 212.7 | 11.4   | —      | 11.4   | 112.3  | 107.3   | 5.0     |
| 化学工業                     | 863.6   | 314.2  | 10.3   | —      | 10.3  | 303.9  | —      | 303.9  | 549.4  | 544.0   | 5.4     |
| 石油・石炭製品工業                | 329.7   | 185.9  | 2.0    | —      | 2.0   | 183.9  | —      | 183.9  | 143.8  | 103.9   | 39.9    |
| プラスチック製品工業               | 387.2   | 69.9   | 50.6   | —      | 50.6  | 19.3   | —      | 19.3   | 317.3  | 317.3   | —       |
| パルプ・紙・紙加工品工業             | 289.5   | 28.8   | —      | —      | —     | 28.8   | —      | 28.8   | 260.7  | 251.2   | 9.5     |
| 繊維工業                     | 274.9   | 104.8  | 6.1    | —      | 6.1   | 98.7   | 15.8   | 82.9   | 170.1  | 170.1   | —       |
| 食料品・たばこ工業                | 867.7   | 717.9  | —      | —      | —     | 717.9  | —      | 717.9  | 149.8  | 149.8   | —       |
| その他工業                    | 417.9   | 250.9  | 141.5  | 20.2   | 121.3 | 109.4  | 59.6   | 49.8   | 167.0  | 128.7   | 38.3    |
| ゴム製品工業                   | 122.0   | —      | —      | —      | —     | —      | —      | —      | 122.0  | 91.1    | 30.9    |
| 皮革製品工業                   | 27.1    | 20.6   | —      | —      | —     | 20.6   | —      | 20.6   | 6.5    | 6.5     | —       |
| 家具工業                     | 64.8    | 64.8   | 35.5   | 18.8   | 16.7  | 29.3   | 29.3   | —      | —      | —       | —       |
| 木材・木製品工業                 | 135.7   | 104.6  | 104.6  | —      | 104.6 | —      | —      | —      | 31.1   | 31.1    | —       |
| その他製品工業                  | 68.3    | 60.9   | 1.4    | 1.4    | —     | 59.5   | 30.3   | 29.2   | 7.4    | —       | 7.4     |
| 鉱業                       | 11.2    | 4.4    | 4.4    | —      | 4.4   | —      | —      | —      | 6.8    | 2.8     | 4.0     |
| (参考)                     |         |        |        |        |       |        |        |        |        |         |         |
| 産業総合(鉱工業、電気・ガス事業、新聞・出版業) | 11040.9 |        |        |        |       |        |        |        |        |         |         |
| 産業総合(鉱工業、新聞・出版業)         | 10135.1 |        |        |        |       |        |        |        |        |         |         |
| 産業総合(鉱工業、電力・ガス事業)        | 10905.8 |        |        |        |       |        |        |        |        |         |         |
| 機械工業                     | 5066.5  |        |        |        |       |        |        |        |        |         |         |
| 電気機械工業(旧分類)              | 2247.4  |        |        |        |       |        |        |        |        |         |         |
| 電力・ガス事業                  | 905.8   |        |        |        |       |        |        |        |        |         |         |
| 新聞・出版業                   | 135.1   |        |        |        |       |        |        |        |        |         |         |

鉱工業総合のウェイト基準額：21,857,894百万円/月（月平均）



## (6) 財別(用途別)ウェイト

| 分類           | 項 | 生産指数          | 生産指数        | 生産者                 | 生産者製品               | 生産者製品                |
|--------------|---|---------------|-------------|---------------------|---------------------|----------------------|
|              |   | 付加価値額<br>ウェイト | 生産額<br>ウェイト | 出荷指数<br>出荷額<br>ウェイト | 在庫指数<br>在庫額<br>ウェイト | 在庫率指数<br>在庫額<br>ウェイト |
| 鉱工業          |   | 10000.0       | 10000.0     | 10000.0             | 10000.0             | 9473.1               |
| 最終需要財        |   | 5038.8        | 4874.3      | 5142.7              | 5005.4              | 4554.0               |
| 投資財          |   | 2495.0        | 2336.4      | 2490.2              | 2126.2              | 1974.0               |
| 資本財          |   | 1676.4        | 1634.2      | 1747.8              | 993.2               | 841.0                |
| 資本財(除. 輸送機械) |   | 1393.1        | 1290.7      | 1375.5              | 761.9               | 609.7                |
| 製造設備用        |   | 582.7         | 459.3       | 478.1               | 126.0               | 83.9                 |
| 電力用          |   | 161.9         | 126.4       | 138.0               | 62.0                | 62.0                 |
| 通信・放送用       |   | 86.6          | 91.9        | 97.2                | 19.7                | 19.7                 |
| 農業用          |   | 51.2          | 42.9        | 44.6                | 106.1               | -                    |
| 建設用          |   | 96.5          | 91.4        | 94.7                | 160.7               | 160.7                |
| 輸送用          |   | 275.5         | 336.4       | 364.7               | 231.3               | 231.3                |
| 事務用          |   | 243.9         | 344.6       | 382.8               | 83.5                | 83.5                 |
| その他の資本財      |   | 178.1         | 141.3       | 147.7               | 203.9               | 199.9                |
| 建設財          |   | 818.6         | 702.2       | 742.4               | 1133.0              | 1133.0               |
| 建築用          |   | 638.6         | 551.9       | 587.5               | 900.8               | 900.8                |
| 土木用          |   | 180.0         | 150.3       | 154.9               | 232.2               | 232.2                |
| 消費財          |   | 2543.8        | 2537.9      | 2652.5              | 2879.2              | 2580.0               |
| 耐久消費財        |   | 1012.2        | 1194.4      | 1230.8              | 1388.5              | 1137.2               |
| 家事用          |   | 87.7          | 72.2        | 71.9                | 205.2               | 205.2                |
| 冷暖房用         |   | 54.7          | 43.4        | 44.4                | 232.0               | -                    |
| 家具・装備品用      |   | 64.0          | 55.0        | 61.0                | 156.9               | 156.9                |
| 教養・娯楽用       |   | 263.7         | 309.3       | 319.0               | 250.2               | 230.9                |
| 乗用車・二輪車      |   | 542.1         | 714.5       | 734.5               | 544.2               | 544.2                |
| 非耐久消費財       |   | 1531.6        | 1343.5      | 1421.7              | 1490.7              | 1442.8               |
| 家事用          |   | 633.7         | 363.0       | 382.5               | 564.8               | 564.8                |
| 教養・娯楽用       |   | 143.2         | 309.1       | 319.4               | 366.5               | 366.5                |
| 被服・履き物       |   | 130.6         | 97.5        | 103.5               | 252.2               | 252.2                |
| 飲食品          |   | 624.1         | 573.9       | 616.3               | 307.2               | 259.3                |
| 生産財          |   | 4961.2        | 5125.7      | 4857.3              | 4994.6              | 4919.1               |
| 鉱工業用生産財      |   | 4841.3        | 5004.4      | 4732.0              | 4806.7              | 4732.8               |
| その他用生産財      |   | 119.9         | 121.3       | 125.3               | 187.9               | 186.3                |

## (7) 稼働率指数及び生産能力指数

| 分類                           | 項目 | 生産能力指数 | 稼働率指数   |
|------------------------------|----|--------|---------|
|                              |    | 製造工業   | 10000.0 |
| 鉄鋼業                          |    | 656.9  | 579.1   |
| 非鉄金属工業                       |    | 245.0  | 291.2   |
| 非鉄金属地金                       |    | 29.0   | 36.9    |
| 非鉄金属加工品                      |    | 216.0  | 254.3   |
| 金属製品工業                       |    | 348.2  | 332.2   |
| 一般機械工業                       |    | 1531.8 | 1344.8  |
| 電気機械工業                       |    | 881.6  | 814.0   |
| 情報通信機械工業                     |    | 482.6  | 431.2   |
| (特掲: 家庭用電気製品)                |    | 735.7  | 605.0   |
| 電子部品・デバイス工業                  |    | 997.9  | 1278.4  |
| 輸送機械工業                       |    | 1686.8 | 1651.4  |
| (特掲: 乗用車・バス・トラック)            |    | 1463.6 | 1469.3  |
| 精密機械工業                       |    | 71.0   | 69.4    |
| 窯業・土石製品工業                    |    | 740.2  | 637.9   |
| 化学工業                         |    | 1158.0 | 1238.3  |
| 化学肥料                         |    | 10.7   | 11.9    |
| ソダ工業製品                       |    | 36.8   | 39.1    |
| 無機薬品・顔料                      |    | 54.8   | 60.6    |
| 高圧ガス                         |    | 8.4    | 8.0     |
| 石油系芳香族                       |    | 64.0   | 70.8    |
| 環式中間物                        |    | 126.2  | 156.1   |
| 有機薬品                         |    | 149.3  | 172.7   |
| プラスチック                       |    | 314.3  | 342.1   |
| 合成ゴム                         |    | 117.8  | 133.0   |
| 写真感光材料                       |    | 58.4   | 71.1    |
| 石けん・合成洗剤                     |    | 109.3  | 79.1    |
| 塗料・印刷インキ                     |    | 108.0  | 93.8    |
| (特掲: 石油化学製品)                 |    | 576.5  | 671.7   |
| 石油・石炭製品工業                    |    | 117.3  | 124.9   |
| パルプ・紙・紙加工品工業                 |    | 391.7  | 466.8   |
| 繊維工業                         |    | 468.6  | 495.7   |
| その他工業                        |    | 222.4  | 244.7   |
| (特掲: ゴム製品工業)                 |    | 161.8  | 204.4   |
| (参考)                         |    |        |         |
| 製造工業(除. 機械工業)                |    | 4348.3 | 4410.8  |
| 機械工業                         |    | 5651.7 | 5589.2  |
| 電気機械工業(旧分類)                  |    | 2362.1 | 2523.6  |
| パルプ・紙・紙加工品工業<br>(除. 段ボールシート) |    | 337.1  | 395.3   |

### 3. 業種別及び品目別ウェイト

(1) 生産指数(付加価値額ウェイト、生産額ウェイト)、生産者出荷指数、生産者製品在庫指数及び生産者製品在庫率指数 (注)★印を付してある品目は、在庫を生産で除して在庫率を求めている品目である。

☆印を付してある品目は、情報化関連品目である。

| 業種・品目         | 項目 | 業種品目コード | 単位 | 特 殊 類 別 付 格 | 生産指数<br>付加価値額<br>ウェイト | 生産指数<br>生産額<br>ウェイト | 出荷指数<br>出荷額<br>ウェイト | 在庫指数<br>在庫額<br>ウェイト | 在庫率指数<br>在庫額<br>ウェイト |
|---------------|----|---------|----|-------------|-----------------------|---------------------|---------------------|---------------------|----------------------|
| 鉄工業           |    | (001)   |    |             | 10000.0               | 10000.0             | 10000.0             | 10000.0             | 9473.1               |
| 製造工業          |    | (002)   |    |             | 9983.9                | 9985.1              | 9988.8              | 9984.4              | 9459.1               |
| 鉄鋼業           |    | (003)   |    |             | 440.3                 | 797.7               | 427.8               | 855.4               | 829.6                |
| 素製品(含、鋼半製品)   |    | (004)   |    |             | 62.3                  | 349.0               | 22.4                | 238.0               | 212.2                |
| 鉄イロ           | ★  | 00100   | t  | 生・鋳         | 6.9                   | 57.6                | 4.4                 | 22.7                | —                    |
| 粗鋼            | ★  | 00200   | t  | 生・鋳         | 4.1                   | 8.1                 | 10.4                | 66.8                | 66.8                 |
| 鋼半製品          | ★  | 00300   | t  | 生・鋳         | 16.7                  | 139.1               | 0.3                 | 3.1                 | —                    |
|               |    | 00400   | t  | 生・鋳         | 34.6                  | 144.2               | 7.3                 | 145.4               | 145.4                |
| 熱間圧延鋼材        |    | (005)   |    |             | 151.9                 | 199.2               | 166.6               | 240.4               | 240.4                |
| H形鋼           | ①  | 00500   | t  | 建・建         | 11.1                  | 10.8                | 12.0                | 12.2                | 12.2                 |
| 中形鋼           | ①  | 00600   | t  | 建・建         | 4.3                   | 5.9                 | 7.3                 | 10.8                | 10.8                 |
| 大形鋼           | ①  | 00671   | t  | 建・土         | 0.9                   | 1.2                 | 1.5                 | 2.2                 | 2.2                  |
| 小形鋼           | ①  | 00672   | t  | 生・鋳         | 3.4                   | 4.7                 | 5.8                 | 8.6                 | 8.6                  |
| 棒鋼            | ①  | 00700   | t  | 生・鋳         | 17.1                  | 16.5                | 18.7                | 22.4                | 22.4                 |
| 小形棒           | ①  | 00781   | t  | 建・建         | 12.8                  | 12.4                | 14.0                | 16.8                | 16.8                 |
| 小形棒           | ①  | 00782   | t  | 建・土         | 4.3                   | 4.1                 | 4.7                 | 5.6                 | 5.6                  |
| 普通鋼材          | ①  | 00800   | t  | 生・鋳         | 3.1                   | 5.1                 | 6.2                 | 7.8                 | 7.8                  |
| 普通鋼板          | ①  | 00900   | t  | 生・鋳         | 15.9                  | 21.4                | 24.0                | 29.9                | 29.9                 |
| 普通鋼管          | ①  | 00971   | t  | 建・建         | 4.8                   | 6.4                 | 7.2                 | 9.0                 | 9.0                  |
| 普通鋼管          | ①  | 00972   | t  | 生・鋳         | 11.1                  | 15.0                | 16.8                | 20.9                | 20.9                 |
| 特殊鋼材          | ★  | 01000   | t  | 生・鋳         | 55.0                  | 76.4                | 41.0                | 60.2                | 60.2                 |
| 特殊鋼材          | ★  | 01100   | t  | 生・鋳         | 45.4                  | 63.1                | 57.4                | 97.1                | 97.1                 |
| 鋼管            |    | (006)   |    |             | 29.3                  | 30.8                | 32.0                | 74.2                | 74.2                 |
| 普通鋼管          | ①  | 01200   | t  | 生・鋳         | 21.1                  | 21.3                | 22.1                | 47.2                | 47.2                 |
| 普通鋼管          | ①  | 01271   | t  | 建・土         | 12.7                  | 12.8                | 13.3                | 28.3                | 28.3                 |
| 普通鋼管          | ①  | 01272   | t  | 生・鋳         | 8.4                   | 8.5                 | 8.8                 | 18.9                | 18.9                 |
| 特殊鋼管          | ①  | 01300   | t  | 生・鋳         | 8.2                   | 9.5                 | 9.9                 | 27.0                | 27.0                 |
| 冷間仕上鋼材        |    | (007)   |    |             | 80.5                  | 93.7                | 69.8                | 114.9               | 114.9                |
| 普通鋼冷延広幅帯鋼     | ①★ | 01400   | t  | 生・鋳         | 46.8                  | 54.2                | 21.5                | 43.2                | 43.2                 |
| 普通鋼冷延電氣鋼      | ①  | 01500   | t  | 生・鋳         | 6.4                   | 7.5                 | 9.2                 | 11.0                | 11.0                 |
| 冷間ロール成型軽量形鋼   | ①  | 01600   | t  | 建・建         | 3.3                   | 3.2                 | 3.4                 | 3.9                 | 3.9                  |
| 特殊鋼冷間仕上鋼材     | ①  | 01700   | t  | 生・鋳         | 19.5                  | 22.5                | 27.7                | 46.0                | 46.0                 |
| 特殊鋼磨棒         | ①  | 01800   | t  | 生・鋳         | 4.5                   | 6.3                 | 8.0                 | 10.8                | 10.8                 |
| めっき鋼材         |    | (008)   |    |             | 47.5                  | 56.8                | 69.3                | 124.6               | 124.6                |
| ブリキ           | ①  | 01900   | t  | 生・鋳         | 4.7                   | 5.5                 | 6.8                 | 15.0                | 15.0                 |
| インフリースチール     | ①  | 02000   | t  | 生・鋳         | 7.3                   | 6.4                 | 7.9                 | 16.4                | 16.4                 |
| 亜鉛めっき鋼板       | ①  | 02100   | t  | 生・鋳         | 35.5                  | 44.9                | 54.6                | 93.2                | 93.2                 |
| 鍛造品           |    | (009)   |    |             | 68.8                  | 68.2                | 67.7                | 63.3                | 63.3                 |
| 鍛鋼品           | ★  | 02200   | t  | 生・鋳         | 7.0                   | 7.6                 | 6.3                 | 7.3                 | 7.3                  |
| 鍛鉄品           | ★  | 02300   | t  | 生・鋳         | 8.1                   | 6.6                 | 5.9                 | 20.5                | 20.5                 |
| 鉄系鍛工品         | ★  | 02400   | t  | 生・鋳         | 37.0                  | 32.9                | 28.8                | 35.5                | 35.5                 |
|               |    | 02500   | t  | 生・鋳         | 16.7                  | 21.1                | 26.7                | —                   | —                    |
| (特掲：普通鋼材)①の合計 |    | (010)   |    |             | 231.6                 | 279.1               | 234.7               | 373.2               | 373.2                |

| 業種・品目           | 項目 | 業種品目コード | 単位      | 特 殊 類 別 付 格 | 生産指数<br>付加価値額<br>ウェイト | 生産指数<br>生産額<br>ウェイト | 出荷指数<br>出荷額<br>ウェイト | 在庫指数<br>在庫額<br>ウェイト | 在庫率指数<br>在庫額<br>ウェイト |
|-----------------|----|---------|---------|-------------|-----------------------|---------------------|---------------------|---------------------|----------------------|
| 非鉄金属工業          |    | (011)   |         |             | 197.6                 | 239.4               | 244.8               | 267.1               | 265.4                |
| 非鉄金属地金          |    | (012)   |         |             | 27.9                  | 44.8                | 46.8                | 57.8                | 57.8                 |
| アルミニウム合金地金      |    | 02600   | t       | 生・鋳         | 1.6                   | 3.4                 | 3.6                 | 3.6                 | 3.6                  |
| アルミニウム二次地金      |    | 02700   | t       | 生・鋳         | 0.9                   | 1.8                 | 1.6                 | 0.8                 | 0.8                  |
| アルミニウム二次合金地金    |    | 02800   | t       | 生・鋳         | 4.4                   | 9.1                 | 9.6                 | 8.8                 | 8.8                  |
| 電気金             |    | 02900   | kg      | 生・鋳         | 6.1                   | 7.6                 | 7.7                 | 7.1                 | 7.1                  |
| 電気銀             |    | 03000   | kg      | 生・鋳         | 1.6                   | 2.1                 | 2.3                 | 3.0                 | 3.0                  |
| 電気銅             |    | 03100   | t       | 生・鋳         | 10.7                  | 15.9                | 17.1                | 17.3                | 17.3                 |
| 電気鉛             |    | 03200   | t       | 生・鋳         | 2.6                   | 4.9                 | 4.9                 | 17.2                | 17.2                 |
| 伸銅・アルミニウム圧延製品   |    | (013)   |         |             | 62.1                  | 84.2                | 76.8                | 75.6                | 75.6                 |
| 伸銅製品            |    | 03300   | t       | 生・鋳         | 20.9                  | 25.2                | 26.4                | 19.9                | 19.9                 |
| アルミニウム圧延製品      | ★  | 03400   | t       | 生・鋳         | 36.7                  | 52.5                | 43.5                | 47.6                | 47.6                 |
| アルミニウムはく        |    | 03500   | t       | 生・鋳         | 4.5                   | 6.5                 | 6.9                 | 8.1                 | 8.1                  |
| 電線・ケーブル         |    | (014)   |         |             | 56.8                  | 67.8                | 75.7                | 133.7               | 132.0                |
| 銅線              |    | 03600   | 導体 t    | 生・鋳         | 29.0                  | 38.6                | 45.1                | 88.6                | 88.6                 |
| 通信用電線・ケーブル      | ★  | 03700   | 導体 t    | 資・通         | 3.6                   | 4.7                 | 4.9                 | 15.7                | 15.7                 |
| 電力用電線・ケーブル      | ★  | 03800   | 導体 t    | 資・電         | 7.0                   | 9.1                 | 10.1                | 18.3                | 18.3                 |
| アルミニウム線         |    | 03900   | 導体 t    | 資・電         | 1.7                   | 2.2                 | 2.3                 | 5.4                 | 5.4                  |
| 通信用ケーブル光ファイバ製品  | ★  | 04000   | km core | 資・通         | 11.4                  | 8.2                 | 7.9                 | 4.0                 | 4.0                  |
| 光ファイバ心線         |    | 04100   | km core | 生・鋳         | 4.1                   | 5.0                 | 5.4                 | 1.7                 | —                    |
| 非鉄金属鑄物          |    | (015)   |         |             | 50.8                  | 42.6                | 45.5                | —                   | —                    |
| 銅合金鑄物           |    | 04200   | t       | 生・鋳         | 4.9                   | 3.6                 | 3.9                 | —                   | —                    |
| アルミニウム鑄物        |    | 04300   | t       | 生・鋳         | 16.0                  | 14.9                | 15.9                | —                   | —                    |
| ダイカスト           |    | 04400   | t       | 生・鋳         | 29.9                  | 24.1                | 25.7                | —                   | —                    |
| 金属製品工業          |    | (016)   |         |             | 567.7                 | 451.9               | 473.8               | 567.4               | 494.3                |
| 建設用金属製品         |    | (017)   |         |             | 109.8                 | 93.1                | 92.5                | —                   | —                    |
| 鉄骨              |    | 04500   | t       | 建・建         | 30.9                  | 25.6                | 25.8                | —                   | —                    |
| 鉄骨              |    | 04600   | t       | 建・建         | 6.1                   | 5.0                 | 5.1                 | —                   | —                    |
| 橋りょう(2000t未満)   |    | 04700   | t       | 建・土         | 61.8                  | 53.9                | 52.8                | —                   | —                    |
| 橋りょう(2000t以上)   |    | 04791   | t       |             |                       |                     |                     |                     |                      |
| 橋りょう(2000t以上)   |    | 04792   | t       |             |                       |                     |                     |                     |                      |
| 鉄塔              |    | 04800   | t       | 資・電         | 11.0                  | 8.6                 | 8.8                 | —                   | —                    |
| 建築用金属製品         |    | (018)   |         |             | 131.3                 | 103.7               | 107.8               | 169.3               | 169.3                |
| 木造住宅用アルミニウムサッシ  |    | 04900   | t       | 建・建         | 39.8                  | 32.2                | 34.5                | 63.5                | 63.5                 |
| ビル用アルミニウムサッシ    |    | 05000   | t       | 建・建         | 40.4                  | 31.1                | 31.3                | 30.4                | 30.4                 |
| アルミニウムドア        |    | 05100   | t       | 建・建         | 11.5                  | 10.1                | 10.7                | 20.3                | 20.3                 |
| アルミニウムエクステリア    |    | 05200   | t       | 建・建         | 23.8                  | 18.4                | 18.5                | 46.5                | 46.5                 |
| スチール・ステンレスドア    |    | 05300   | t       | 建・建         | 6.8                   | 5.0                 | 5.8                 | 7.7                 | 7.7                  |
| スチール・ステンレスシャッター |    | 05400   | t       | 建・建         | 9.0                   | 6.9                 | 7.0                 | 0.9                 | 0.9                  |
| 暖ちゅう房熱機器        |    | (019)   |         |             | 55.3                  | 45.2                | 49.7                | 157.4               | 98.1                 |
| ガスこたし           |    | 05500   | 台       | 耐・家         | 10.4                  | 8.7                 | 9.7                 | 28.3                | 28.3                 |
| ガス湯沸器           |    | 05600   | 台       | 耐・家         | 9.3                   | 7.8                 | 8.6                 | 21.1                | 21.1                 |
| ガス風呂がま          |    | 05700   | 台       | 建・建         | 18.4                  | 13.4                | 14.7                | 32.0                | 32.0                 |
| 石油ストーブ          |    | 05800   | 台       | 耐・冷         | 12.1                  | 10.1                | 10.5                | 59.3                | —                    |
| 石油温水給湯暖房機       |    | 05900   | 台       | 建・建         | 5.1                   | 5.2                 | 6.2                 | 16.7                | 16.7                 |
| その他の金属製品        |    | (020)   |         |             | 271.3                 | 209.9               | 223.8               | 240.7               | 226.9                |
| 鋼索              |    | 06000   | t       | 生・鋳         | 14.2                  | 10.4                | 11.4                | 24.9                | 24.9                 |
| 鋼網              |    | 06100   | t       | 建・建         | 7.8                   | 6.0                 | 6.0                 | 7.4                 | 7.4                  |
| 電線              |    | 06200   | t       | 生・鋳         | 10.1                  | 7.5                 | 8.1                 | 9.9                 | 9.9                  |
| 溶接棒             |    | 06300   | t       | 生・鋳         | 9.6                   | 6.9                 | 7.0                 | 2.2                 | 2.2                  |
| 18リットル缶         |    | 06400   | t       | 生・鋳         | 6.4                   | 6.3                 | 6.9                 | 3.6                 | 3.6                  |
| 食一般缶物           |    | 06500   | t       | 生・鋳         | 37.7                  | 37.0                | 37.7                | 57.6                | 57.6                 |
| 線金物             |    | 06600   | t       | 生・鋳         | 7.2                   | 7.0                 | 7.4                 | 18.9                | 18.9                 |
| ねばね             |    | 06700   | 千個      | 生・他         | 9.5                   | 5.8                 | 6.3                 | —                   | —                    |
|                 |    | 06800   | t       | 生・鋳         | 15.2                  | 10.5                | 11.8                | 6.0                 | —                    |
|                 |    | 06900   | t       | 生・鋳         | 18.0                  | 12.4                | 13.7                | 7.8                 | —                    |

| 業種・品目              | 業種<br>品目<br>コード | 単<br>位 | 特<br>殊<br>分<br>格 | 生<br>産<br>指<br>数<br>付<br>加<br>価<br>値<br>額<br>ウ<br>ェ<br>ィ<br>ト | 生<br>産<br>指<br>数<br>生<br>産<br>額<br>ウ<br>ェ<br>ィ<br>ト | 出<br>荷<br>指<br>数<br>出<br>荷<br>額<br>ウ<br>ェ<br>ィ<br>ト | 在<br>庫<br>指<br>数<br>在<br>庫<br>額<br>ウ<br>ェ<br>ィ<br>ト | 在<br>庫<br>率<br>指<br>数<br>在<br>庫<br>額<br>ウ<br>ェ<br>ィ<br>ト |
|--------------------|-----------------|--------|------------------|---|---|---|---|--|
| 超硬切削工具             | 07000           | kg     | 生・鉍              | 13.6  | 9.3   | 9.5   | 14.5  | 14.5   |
| 可鍛鉄製鉄管継手           | 07100           | t      | 建・土              | 5.8   | 4.5   | 4.6   | —   | —  |
| 作業機械               | 07200           | 千個     | 生・他              | 9.9   | 4.7   | 5.0   | 16.9  | 16.9   |
| 機械刃物               | 07300           | t      | 生・鉍              | 6.2   | 3.3   | 3.5   | 23.5  | 23.5   |
| 粉末冶金製機械材料          | 07400           | t      | 生・鉍              | 17.3  | 12.6  | 13.7  | —   | —  |
| 粉末冶金製磁性材料          | 07500           | t      | 生・鉍              | 23.6  | 16.1  | 17.5  | —   | —  |
| 産業用アルミニウム製品        | 07600           | t      | 生・鉍              | 15.3  | 14.9  | 16.1  | 12.3  | 12.3   |
| 飲料用アルミニウム缶         | 07700           | t      | 生・鉍              | 43.9  | 34.7  | 37.6  | 35.2  | 35.2   |
| 一般機械工業             | (021)           |        |                  | 1270.5  | 1071.1  | 1141.0  | 955.3   | 797.3  |
| ボイラ・原動機            | (022)           |        |                  | 115.7   | 117.1   | 118.8   | 68.2  | 68.2   |
| はん用内燃機関            | 07800           | 千PS    | 生・鉍              | 39.8  | 65.0  | 60.3  | 68.2  | 68.2   |
| 水管ボイラ              | 07900           | t/h    | 資・電              | 23.2  | 14.2  | 15.4  | —   | —  |
| 水管ボイラ(800t/h未満)    | 07991           | t/h    |                  |   |   |   |   |  |
| 水管ボイラ(800t/h以上)    | 07992           | t/h    |                  |   |   |   |   |  |
| ボイラ部品              | 08000           | 百万円    | 生・鉍              | 14.9  | 8.2   | 8.9   | —   | —  |
| 一般用蒸気タービン          | 08100           | 千kW    | 資・電              | 23.9  | 19.5  | 23.1  | —   | —  |
| 一般用蒸気タービン(25万kW未満) | 08191           | 千kW    |                  |   |   |   |   |  |
| 一般用蒸気タービン(25万kW以上) | 08192           | 千kW    |                  |   |   |   |   |  |
| 蒸気タービン部品           | 08200           | 百万円    | 生・鉍              | 13.9  | 10.2  | 11.1  | —   | —  |
| 土木建設機械             | (023)           |        |                  | 84.4  | 81.5  | 84.3  | 158.6   | 158.6  |
| ブルドーザ              | 08300           | 台      | 資・建              | 6.3   | 6.1   | 6.6   | 7.8   | 7.8  |
| 建設用クレーン            | 08400           | 台      | 資・建              | 8.4   | 9.2   | 9.8   | 57.1  | 57.1   |
| シヨベル系掘削機械          | 08500           | 台      | 資・建              | 65.6  | 62.3  | 63.9  | 93.7  | 93.7   |
| 整地機                | 08600           | 百万円    | 資・建              | 4.1   | 3.9   | 4.0   | —   | —  |
| 化学機械               | (024)           |        |                  | 26.9  | 18.9  | 19.7  | —   | —  |
| ろ過機                | 08700           | t      | 資・製              | 2.0   | 1.4   | 1.4   | —   | —  |
| 分離機                | 08800           | t      | 資・製              | 4.4   | 3.0   | 3.1   | —   | —  |
| 集熱機                | 08900           | t      | 資・製              | 4.3   | 3.2   | 3.4   | —   | —  |
| 交換機                | 09000           | t      | 資・製              | 3.8   | 2.6   | 2.7   | —   | —  |
| 混合・かくはん・粉砕機        | 09100           | t      | 資・製              | 3.1   | 2.4   | 2.5   | —   | —  |
| 反応機                | 09200           | t      | 資・製              | 9.3   | 6.3   | 6.6   | —   | —  |
| 特殊産業機械             | (025)           |        |                  | 228.4   | 200.2   | 209.0   | 18.4  | —  |
| 射出成形機              | 09300           | t      | 資・製              | 21.3  | 18.3  | 19.1  | —   | —  |
| 印刷機                | 09400           | t      | 資・製              | 28.3  | 22.0  | 22.9  | —   | —  |
| 製版機                | 09500           | 台      | 資・製              | 4.7   | 4.6   | 4.8   | —   | —  |
| 食料品加工機             | 09600           | 百万円    | 資・製              | 15.4  | 9.7   | 10.1  | —   | —  |
| 木半導体製造装置           | 09700           | 台      | 資・製              | 3.2   | 2.6   | 2.7   | 18.4  | —  |
| フラットパネル・ディスプレイ製造装置 | 09800           | 百万円    | 資・製              | 130.3   | 121.5   | 126.9   | —   | —  |
| 09900              | 百万円             | 資・製    | 25.2             | 21.5  | 22.5  | —   | —   |  |
| 風水力機械・油圧機器         | (026)           |        |                  | 118.0   | 86.9  | 94.2  | 90.9  | 82.4   |
| ポンプ                | 10000           | t      | 資・他              | 31.0  | 24.1  | 26.3  | 32.6  | 32.6   |
| 圧縮機                | 10100           | t      | 資・他              | 8.9   | 7.9   | 8.1   | 10.7  | 10.7   |
| 送風機                | 10200           | t      | 資・他              | 6.5   | 5.6   | 5.3   | 2.9   | 2.9  |
| 油圧機                | 10300           | 台      | 生・鉍              | 36.0  | 21.8  | 24.5  | 36.2  | 36.2   |
| 空気圧機               | 10400           | 千台     | 生・鉍              | 35.6  | 27.5  | 30.0  | 8.5   | —  |
| 運搬機械               | (027)           |        |                  | 52.7  | 47.0  | 49.8  | —   | —  |
| クレーン               | 10500           | t      |                  | 10.4  | 8.0   | 8.4   | —   | —  |
| クレーン               | 10581           | t      | 資・製              | 7.3   | 5.6   | 5.9   | —   | —  |
| クレーン               | 10582           | t      | 資・他              | 3.1   | 2.4   | 2.5   | —   | —  |
| コンテナ               | 10600           | t      |                  | 17.3  | 14.9  | 15.6  | —   | —  |
| コンテナ               | 10681           | t      | 資・製              | 12.1  | 10.4  | 10.9  | —   | —  |
| コンテナ               | 10682           | t      | 資・他              | 5.2   | 4.5   | 4.7   | —   | —  |
| コンテナ               | 10700           | t      | 建・建              | 16.2  | 17.6  | 19.0  | —   | —  |
| 機械式駐車装置            | 10800           | 基      | 資・他              | 5.3   | 3.8   | 4.0   | —   | —  |
| 自動立体倉庫装置           | 10900           | 基      | 資・他              | 3.5   | 2.7   | 2.8   | —   | —  |

| 業種・品目         | 業種<br>品目<br>コード | 単<br>位 | 特<br>殊<br>分<br>格 | 生<br>産<br>指<br>数<br>付<br>加<br>価<br>値<br>額<br>ウ<br>ェ<br>ィ<br>ト | 生<br>産<br>指<br>数<br>生<br>産<br>額<br>ウ<br>ェ<br>ィ<br>ト | 出<br>荷<br>指<br>数<br>出<br>荷<br>額<br>ウ<br>ェ<br>ィ<br>ト | 在<br>庫<br>指<br>数<br>在<br>庫<br>額<br>ウ<br>ェ<br>ィ<br>ト | 在<br>庫<br>率<br>指<br>数<br>在<br>庫<br>額<br>ウ<br>ェ<br>ィ<br>ト |
|---------------|-----------------|--------|------------------|---|---|---|---|--|
| 産業用ロボット       | (028)           |        |                  | 47.5  | 31.9  | 33.3  | —   | —  |
| プレイバックロボット    | 11000           | 台      | 資・製              | 12.7  | 9.2   | 9.6   | —   | —  |
| 数値制御ロボット      | 11100           | 台      | 資・製              | 34.8  | 22.7  | 23.7  | —   | —  |
| 農業用機械         | (029)           |        |                  | 51.2  | 42.9  | 44.6  | 106.1   | —  |
| 装輪式トラクタ       | 11200           | 台      | 資・農              | 22.5  | 21.9  | 22.3  | 38.2  | —  |
| 動力耕耘機         | 11300           | 台      | 資・農              | 4.3   | 3.1   | 3.4   | 6.5   | —  |
| 田植機           | 11400           | 台      | 資・農              | 6.2   | 4.5   | 4.8   | 14.1  | —  |
| コンバイン         | 11500           | 台      | 資・農              | 14.1  | 10.4  | 11.0  | 36.5  | —  |
| 農業用乾燥機        | 11600           | 台      | 資・農              | 4.1   | 3.0   | 3.1   | 10.8  | —  |
| 金属工作機械        | (030)           |        |                  | 68.2  | 61.2  | 64.3  | 58.3  | 58.3   |
| 数値制御旋盤        | 11700           | t      | 資・製              | 20.9  | 19.5  | 20.6  | 22.9  | 22.9   |
| 研削盤           | 11800           | t      | 資・製              | 5.7   | 4.7   | 5.2   | 3.8   | 3.8  |
| 専用機           | 11900           | t      | 資・製              | 8.5   | 7.0   | 7.2   | 2.5   | 2.5  |
| マシニングセンタ      | 12000           | t      | 資・製              | 26.8  | 24.3  | 25.4  | 24.9  | 24.9   |
| 数値制御放電加工機     | 12100           | t      | 資・製              | 6.3   | 5.7   | 5.9   | 4.2   | 4.2  |
| 金属加工機械        | (031)           |        |                  | 19.1  | 14.3  | 14.4  | 11.5  | —  |
| 鉄鋼用ロール        | 12200           | 本      | 資・製              | 7.2   | 3.6   | 3.8   | 2.7   | —  |
| 液圧プレス         | 12300           | t      | 資・製              | 2.3   | 1.8   | 1.9   | 1.5   | —  |
| 機械プレス         | 12400           | t      | 資・製              | 9.6   | 8.9   | 8.7   | 7.3   | —  |
| 繊維機械          | (032)           |        |                  | 24.0  | 21.0  | 22.9  | 12.2  | —  |
| 紡績・準備機        | 12500           | 台      | 資・製              | 4.7   | 4.6   | 4.8   | —   | —  |
| 織機            | 12600           | 台      | 資・製              | 4.6   | 3.4   | 3.6   | —   | —  |
| 編組機           | 12700           | 台      | 資・製              | 5.2   | 4.2   | 4.4   | —   | —  |
| 工業用ミシン        | 12800           | 台      | 資・製              | 9.5   | 8.8   | 10.1  | 12.2  | —  |
| 事務用機械         | (033)           |        |                  | 40.8  | 55.0  | 65.8  | 61.6  | 61.6   |
| デジタル・フルカラー複写機 | 12900           | 台      | 資・事              | 2.7   | 3.4   | 4.4   | 3.5   | 3.5  |
| システム式金銭登録機    | 13000           | 台      | 資・事              | 35.4  | 48.2  | 57.2  | 48.6  | 48.6   |
| 13100         | 台               | 資・事    | 2.7              | 3.4   | 4.2   | 9.5   | 9.5   |  |
| 冷凍機・同応用製品     | (034)           |        |                  | 62.7  | 59.0  | 65.8  | 136.3   | 136.3  |
| 一般冷凍空調用冷凍機    | 13200           | 台      | 生・鉍              | 16.9  | 15.3  | 7.8   | 62.2  | 62.2   |
| 乗用車エアコン用冷凍機   | 13300           | 台      | 生・鉍              | 28.1  | 26.6  | 39.2  | 17.0  | 17.0   |
| 吸収式冷凍機        | 13400           | 台      | 生・鉍              | 3.3   | 3.0   | 3.2   | —   | —  |
| コンデンシングユニット   | 13500           | 台      | 生・鉍              | 4.2   | 3.8   | 4.1   | 9.6   | 9.6  |
| パッケージ形エアコン    | 13600           | 台      | 資・他              | 3.8   | 3.8   | 4.1   | 15.2  | 15.2   |
| 冷凍・冷蔵ショーケース   | 13700           | 台      | 資・他              | 6.4   | 6.5   | 7.4   | 32.3  | 32.3   |
| 金型            | (035)           |        |                  | 56.1  | 32.6  | 34.0  | —   | —  |
| プレス用金型        | 13800           | t      | 資・製              | 27.2  | 15.8  | 16.5  | —   | —  |
| プラスチック用金型     | 13900           | t      | 資・製              | 28.9  | 16.8  | 17.5  | —   | —  |
| 特殊鋼切削工具       | (036)           |        |                  | 52.5  | 31.2  | 33.9  | 75.7  | 75.7   |
| ダイヤモンド工具      | 14000           | 千個     | 生・鉍              | 14.6  | 8.9   | 10.2  | 35.9  | 35.9   |
| ダイヤモンド工具      | 14100           | 千個     | 生・鉍              | 14.1  | 8.3   | 8.9   | 14.2  | 14.2   |
| 空気動工具         | 14200           | 台      | 資・製              | 6.0   | 3.5   | 3.8   | 4.8   | 4.8  |
| 電動工具          | 14300           | 台      | 資・製              | 17.8  | 10.5  | 11.0  | 20.8  | 20.8   |
| その他の一般機械      | (037)           |        |                  | 44.1  | 34.0  | 36.7  | 71.0  | 69.7   |
| 包装・荷造機械       | 14400           | 百万円    | 資・製              | 19.7  | 14.2  | 14.8  | —   | —  |
| 飲料用自動販売機      | 14500           | 台      | 資・他              | 19.6  | 16.0  | 17.8  | 63.5  | 63.5   |
| たばこ自動販売機      | 14600           | 台      | 資・他              | 2.8   | 2.2   | 2.3   | 6.2   | 6.2  |
| 券類自動販売機       | 14700           | 台      | 資・他              | 2.0   | 1.6   | 1.8   | 1.3   | —  |

| 業種・品目            | 項目    | 業種<br>品目<br>コード | 単位  | 特殊<br>付格 | 生産指数<br>付加価値額<br>ウェイト | 生産指数<br>生産額<br>ウェイト | 出荷指数<br>出荷額<br>ウェイト | 在庫指数<br>在庫額<br>ウェイト | 在庫率指数<br>在庫額<br>ウェイト |
|------------------|-------|-----------------|-----|----------|-----------------------|---------------------|---------------------|---------------------|----------------------|
| 一般機械器具部品         | (038) |                 |     |          | 178.2                 | 136.4               | 149.5               | 86.5                | 86.5                 |
| 固定比減速車           | 14800 | t               | 生・鋳 | 28.2     | 19.5                  | 21.2                | —                   | —                   |                      |
| スチールチェーン受ク       | 14900 | t               | 生・鋳 | 9.9      | 6.9                   | 7.5                 | —                   | —                   |                      |
| 一般用バルブ・コック       | 15000 | t               | 生・鋳 | 9.6      | 6.6                   | 7.2                 | —                   | —                   |                      |
| 自動調整弁            | 15100 | 千個              | 生・鋳 | 74.3     | 62.3                  | 68.9                | 86.5                | 86.5                |                      |
| 給排水              | 15200 | t               | 生・鋳 | 27.0     | 19.8                  | 21.5                | —                   | —                   |                      |
|                  | 15300 | t               | 生・鋳 | 13.6     | 11.4                  | 12.4                | —                   | —                   |                      |
|                  | 15400 | t               | 生・鋳 | 15.6     | 9.9                   | 10.8                | —                   | —                   |                      |
| 電気機械工業           | (039) |                 |     | 565.6    | 479.0                 | 485.6               | 712.8               | 540.1               |                      |
| 回転電気機械           | (040) |                 |     | 77.5     | 76.3                  | 81.6                | —                   | —                   |                      |
| 一般用エンジン発電機       | 15500 | KVA             | 資・電 | 5.0      | 4.1                   | 4.4                 | —                   | —                   |                      |
| 単相誘導電動機          | 15600 | KW              | 生・鋳 | 5.2      | 5.1                   | 5.4                 | —                   | —                   |                      |
| 非標準三相誘導電動機       | 15700 | KW              | 生・鋳 | 17.1     | 16.8                  | 18.0                | —                   | —                   |                      |
| サホモタ             | 15800 | 台               | 生・鋳 | 13.0     | 13.7                  | 14.7                | —                   | —                   |                      |
| 小形電動機            | 15900 | 千台              | 生・鋳 | 37.2     | 36.6                  | 39.1                | —                   | —                   |                      |
| 静止電気機械           | (041) |                 |     | 25.3     | 20.8                  | 22.4                | 15.2                | 15.2                |                      |
| 標準変圧器            | 16000 | 台               | 資・電 | 3.0      | 2.4                   | 2.6                 | 15.2                | 15.2                |                      |
| 非標準変圧器(50万kVA未満) | 16100 | kVA             | 資・電 | 7.0      | 5.5                   | 6.0                 | —                   | —                   |                      |
| 非標準変圧器(50万kVA以上) | 16191 | kVA             |     |          |                       |                     |                     |                     |                      |
| 電力変換装置           | 16192 | kVA             |     |          |                       |                     |                     |                     |                      |
| アーク溶接機           | 16200 | 百万円             | 資・電 | 13.1     | 11.2                  | 12.0                | —                   | —                   |                      |
|                  | 16300 | 台               | 資・製 | 2.2      | 1.7                   | 1.8                 | —                   | —                   |                      |
| 開閉制御装置・機器        | (042) |                 |     | 97.9     | 78.9                  | 83.2                | —                   | —                   |                      |
| 開閉制御装置           | 16400 | 百万円             | 資・電 | 54.8     | 41.2                  | 44.3                | —                   | —                   |                      |
| 電磁開閉器            | 16500 | 台               | 生・鋳 | 4.5      | 4.0                   | 4.3                 | —                   | —                   |                      |
| 電磁リレー            | 16600 | 千台              | 生・鋳 | 13.8     | 11.6                  | 12.4                | —                   | —                   |                      |
| プログラマブルコントローラ    | 16700 | 台               | 資・製 | 7.6      | 5.9                   | 6.4                 | —                   | —                   |                      |
| 低圧遮断器            | 16800 | 台               | 建・建 | 12.2     | 11.6                  | 10.8                | —                   | —                   |                      |
| 電磁クラッチ           | 16900 | 台               | 生・鋳 | 5.0      | 4.6                   | 5.0                 | —                   | —                   |                      |
| 民生用電気機械          | (043) |                 |     | 119.9    | 96.3                  | 94.7                | 343.0               | 170.3               |                      |
| セパレート形エアコン       | 17000 | 台               | 耐・冷 | 42.6     | 33.3                  | 33.9                | 172.7               | —                   |                      |
| 電子レンジ            | 17100 | 台               | 耐・家 | 6.2      | 4.8                   | 4.8                 | 14.7                | 14.7                |                      |
| 電気冷蔵庫            | 17200 | 台               | 耐・家 | 5.0      | 3.9                   | 4.5                 | 14.7                | 14.7                |                      |
| 電気洗濯機            | 17300 | 台               | 耐・家 | 30.6     | 26.7                  | 23.4                | 93.2                | 93.2                |                      |
| 電気洗濯機            | 17400 | 台               | 建・建 | 9.3      | 7.3                   | 7.2                 | 14.5                | 14.5                |                      |
| 電気洗濯機            | 17500 | 台               | 耐・家 | 13.4     | 10.5                  | 10.1                | 20.3                | 20.3                |                      |
| 温水洗濯機            | 17600 | 台               | 耐・家 | 7.1      | 5.5                   | 5.4                 | 12.9                | 12.9                |                      |
|                  | 17700 | 台               | 耐・家 | 5.7      | 4.3                   | 5.4                 | —                   | —                   |                      |
| 配線・照明用器具         | (044) |                 |     | 71.3     | 57.7                  | 62.0                | 162.3               | 162.3               |                      |
| シールドビーム形電球       | 17800 | 千個              | 生・鋳 | 16.7     | 12.7                  | 11.7                | 5.9                 | 5.9                 |                      |
| 蛍光灯ランプ           | 17900 | 千個              |     | 12.9     | 11.1                  | 11.9                | 28.4                | 28.4                |                      |
| 蛍光灯ランプ           | 17971 | 千個              | 非・家 | 3.9      | 3.3                   | 3.6                 | 8.5                 | 8.5                 |                      |
| 蛍光灯ランプ           | 17972 | 千個              | 生・他 | 9.0      | 7.8                   | 8.3                 | 19.9                | 19.9                |                      |
| 配線器具             | 18000 | 千個              | 建・建 | 5.7      | 4.8                   | 4.2                 | —                   | —                   |                      |
| 一般用白熱灯器具         | 18100 | 千個              | 耐・装 | 6.1      | 5.2                   | 7.1                 | 21.5                | 21.5                |                      |
| 自動車用白熱灯器具        | 18200 | 千個              | 生・鋳 | 7.6      | 5.0                   | 6.1                 | 12.9                | 12.9                |                      |
| 蛍光灯器具            | 18300 | 千個              |     | 22.3     | 18.9                  | 21.0                | 93.6                | 93.6                |                      |
| 蛍光灯器具            | 18371 | 千個              | 建・建 | 15.6     | 13.2                  | 14.7                | 65.5                | 65.5                |                      |
| 蛍光灯器具            | 18372 | 千個              | 耐・装 | 6.7      | 5.7                   | 6.3                 | 28.1                | 28.1                |                      |
| 電子応用装置           | (045) |                 |     | 25.6     | 22.6                  | 21.4                | —                   | —                   |                      |
| 医用X線装置           | 18400 | 百万円             | 資・他 | 10.3     | 9.3                   | 8.8                 | —                   | —                   |                      |
| 医療用超音波応用装置       | 18500 | 百万円             | 資・他 | 5.8      | 4.4                   | 4.2                 | —                   | —                   |                      |
| 医用電子応用測定器        | 18600 | 百万円             | 資・他 | 3.4      | 3.0                   | 2.9                 | —                   | —                   |                      |
| 電産電子顕微鏡          | 18700 | 百万円             | 資・他 | 1.9      | 1.6                   | 1.5                 | —                   | —                   |                      |
| 電産電子顕微鏡          | 18800 | 百万円             | 資・通 | 4.2      | 4.3                   | 4.0                 | —                   | —                   |                      |

| 業種・品目       | 項目    | 業種<br>品目<br>コード | 単位  | 特殊<br>付格 | 生産指数<br>付加価値額<br>ウェイト | 生産指数<br>生産額<br>ウェイト | 出荷指数<br>出荷額<br>ウェイト | 在庫指数<br>在庫額<br>ウェイト | 在庫率指数<br>在庫額<br>ウェイト |
|-------------|-------|-----------------|-----|----------|-----------------------|---------------------|---------------------|---------------------|----------------------|
| 電気計測器       | (046) |                 |     |          | 58.4                  | 40.2                | 38.0                | —                   | —                    |
| 電気測定器       | 18900 | 百万円             | 資・他 | 18.6     | 12.8                  | 12.1                | —                   | —                   |                      |
| 半導体・IC測定器   | 19000 | 百万円             | 資・製 | 24.3     | 16.7                  | 15.8                | —                   | —                   |                      |
| 工業用計測制御機    | 19100 | 百万円             | 資・製 | 15.5     | 10.7                  | 10.1                | —                   | —                   |                      |
| 電池          | (047) |                 |     |          | 89.7                  | 86.2                | 82.3                | 192.3               | 192.3                |
| マンガン乾電池     | 19200 | 千個              | 非・家 | 1.5      | 1.6                   | 1.6                 | 6.7                 | 6.7                 |                      |
| アルカリマンガン乾電池 | 19300 | 千個              | 非・家 | 5.5      | 4.9                   | 4.7                 | 21.8                | 21.8                |                      |
| リチウム電池      | 19400 | 千個              | 非・家 | 3.6      | 3.2                   | 3.0                 | 6.8                 | 6.8                 |                      |
| 鉛蓄電池        | 19500 | 鉛量t             | 生・生 | 15.7     | 19.0                  | 18.1                | 75.2                | 75.2                |                      |
| アルカリイオン蓄電池  | 19600 | 千Ah             | 生・生 | 21.5     | 22.0                  | 21.5                | 30.8                | 30.8                |                      |
| リチウムイオン蓄電池  | 19700 | 千Ah             | 生・生 | 41.9     | 35.5                  | 33.4                | 51.0                | 51.0                |                      |
| 情報通信機械工業    | (048) |                 |     | 483.1    | 627.8                 | 665.0               | 210.7               | 204.5               |                      |
| 通信機械        | (049) |                 |     | 175.2    | 186.6                 | 191.6               | —                   | —                   |                      |
| ボタックシ       | 19800 | 台               | 資・事 | 4.8      | 5.3                   | 5.6                 | —                   | —                   |                      |
| フック交換機      | 19900 | 台               | 資・事 | 8.0      | 8.9                   | 16.1                | —                   | —                   |                      |
| 電子交換機       | 20000 | 百万円             | 資・通 | 24.4     | 27.0                  | 29.0                | —                   | —                   |                      |
| 固定通信装置      | 20100 | 台               | 資・通 | 26.5     | 29.2                  | 31.4                | —                   | —                   |                      |
| 携帯通信装置      | 20200 | 台               | 資・通 | 11.0     | 12.6                  | 13.6                | —                   | —                   |                      |
| PHS         | 20300 | 台               | 耐・教 | 88.3     | 92.6                  | 84.6                | —                   | —                   |                      |
| PHS         | 20400 | 台               |     | 6.7      | 5.1                   | 4.9                 | —                   | —                   |                      |
| PHS         | 20471 | 台               | 資・事 | 2.0      | 1.5                   | 1.5                 | —                   | —                   |                      |
| PHS         | 20472 | 台               | 耐・教 | 4.7      | 3.6                   | 3.4                 | —                   | —                   |                      |
| 基地局通信装置     | 20500 | 台               | 資・通 | 5.5      | 5.9                   | 6.4                 | —                   | —                   |                      |
| 民生用電子機械     | (050) |                 |     | 108.3    | 131.3                 | 141.3               | 210.7               | 204.5               |                      |
| 液晶テレビ       | 20600 | 台               | 耐・教 | 10.6     | 15.2                  | 24.8                | 85.9                | 85.9                |                      |
| 液晶テレビ       | 20700 | 台               | 耐・教 | 2.2      | 3.3                   | 3.1                 | 4.7                 | 4.7                 |                      |
| ビデオレコーダ     | 20800 | 台               | 耐・教 | 5.4      | 5.9                   | 11.6                | 31.5                | 31.5                |                      |
| DVDビデオ      | 20900 | 台               | 耐・教 | 6.8      | 7.4                   | 6.8                 | 6.2                 | —                   |                      |
| ビデオカメラ      | 21000 | 台               | 耐・教 | 26.8     | 37.3                  | 34.7                | 38.4                | 38.4                |                      |
| ビデオカメラ      | 21100 | 台               | 耐・教 | 16.0     | 22.3                  | 21.6                | —                   | —                   |                      |
| ビデオカメラ      | 21200 | 台               | 耐・教 | 13.1     | 13.1                  | 10.6                | 15.8                | 15.8                |                      |
| ヘッドホンステレオ   | 21300 | 台               | 耐・教 | 2.6      | 2.9                   | 2.5                 | —                   | —                   |                      |
| ヘッドホンステレオ   | 21400 | 台               | 耐・生 | 24.8     | 23.9                  | 25.6                | 28.2                | 28.2                |                      |
| 電子計算機       | (051) |                 |     | 199.6    | 309.9                 | 332.1               | —                   | —                   |                      |
| パソコン用コンピュータ | 21500 | 百万円             | 資・事 | 9.2      | 14.6                  | 15.7                | —                   | —                   |                      |
| パソコン用コンピュータ | 21600 | 百万円             | 資・事 | 16.2     | 25.8                  | 27.6                | —                   | —                   |                      |
| パソコン用コンピュータ | 21700 | 台               |     | 84.1     | 133.5                 | 142.8               | —                   | —                   |                      |
| パソコン用コンピュータ | 21771 | 台               | 資・事 | 50.5     | 80.1                  | 85.7                | —                   | —                   |                      |
| パソコン用コンピュータ | 21772 | 台               | 耐・教 | 33.6     | 53.4                  | 57.1                | —                   | —                   |                      |
| 外部記憶装置      | 21800 | 百万円             | 資・事 | 33.3     | 50.1                  | 53.8                | —                   | —                   |                      |
| 外部記憶装置      | 21900 | 百万円             | 資・事 | 40.4     | 61.8                  | 66.3                | —                   | —                   |                      |
| 外部記憶装置      | 22000 | 百万円             | 資・事 | 16.4     | 24.1                  | 25.9                | —                   | —                   |                      |

| 業種・品目            | 業種目コード | 単位   | 特分格 | 殊類付 | 生産指数<br>付加価値額<br>ウェイト | 生産指数<br>生産額<br>ウェイト | 出荷指数<br>出荷額<br>ウェイト | 在庫指数<br>在庫額<br>ウェイト | 在庫率指数<br>在庫額<br>ウェイト |
|------------------|--------|------|-----|-----|-----------------------|---------------------|---------------------|---------------------|----------------------|
| 電子部品・デバイス工業      | (052)  |      |     |     | 1140.7                | 1156.1              | 1096.8              | 502.4               | 502.4                |
| 電子部品             | (053)  |      |     |     | 507.2                 | 520.6               | 492.2               | 85.2                | 85.2                 |
| 抵抗               | 22100  | 百万個  | 生・鉍 |     | 22.8                  | 20.8                | 19.8                | —                   | —                    |
| 固定コンデンサ          | 22200  | 百万個  | 生・鉍 |     | 87.6                  | 80.0                | 76.1                | —                   | —                    |
| トコラ              | 22300  | 千個   | 生・鉍 |     | 28.2                  | 25.7                | 24.5                | —                   | —                    |
| 水晶振動子            | 22400  | 千個   | 生・鉍 |     | 10.8                  | 10.4                | 9.9                 | —                   | —                    |
| スイツク             | 22500  | 千個   | 生・鉍 |     | 18.5                  | 18.6                | 17.7                | —                   | —                    |
| コネクター            | 22600  | 千個   | 生・鉍 |     | 57.5                  | 57.8                | 55.0                | —                   | —                    |
| 電子回路基板           | 22700  | 百万円  | 生・鉍 |     | 117.5                 | 102.5               | 97.5                | —                   | —                    |
| 磁気ヘッド            | 22800  | 千個   | 生・鉍 |     | 15.9                  | 13.6                | 13.0                | —                   | —                    |
| 磁気テープ            | 22900  | 千平方m | 非・教 |     | 9.6                   | 10.2                | 10.9                | —                   | —                    |
| スイッチング電源         | 23000  | 千台   | 生・鉍 |     | 17.8                  | 18.8                | 17.9                | —                   | —                    |
| カラーテレビ用ブラウン管     | 23100  | 本    | 生・鉍 |     | 9.2                   | 11.7                | 6.5                 | 17.1                | 17.1                 |
| アクティブ型液晶素子(大型)   | 23200  | 千個   | 生・鉍 |     | 52.9                  | 71.2                | 67.8                | 32.2                | 32.2                 |
| アクティブ型液晶素子(中・小型) | 23300  | 千個   | 生・鉍 |     | 28.6                  | 38.5                | 36.7                | 17.4                | 17.4                 |
| パッシブ型液晶素子        | 23400  | 千個   | 生・鉍 |     | 30.3                  | 40.8                | 38.9                | 18.5                | 18.5                 |
| 半導体素子            | (054)  |      |     |     | 97.3                  | 114.3               | 112.2               | 93.1                | 93.1                 |
| シリコンダイオード        | 23500  | 千個   | 生・鉍 |     | 9.9                   | 10.8                | 10.2                | 8.4                 | 8.4                  |
| 整流素子             | 23600  | 千個   | 生・鉍 |     | 10.8                  | 11.7                | 11.2                | 8.1                 | 8.1                  |
| トランジスタ           | 23700  | 千個   | 生・鉍 |     | 33.7                  | 45.4                | 39.3                | 45.7                | 45.7                 |
| 光電変換素子           | 23800  | 千個   | 生・鉍 |     | 42.9                  | 46.4                | 51.5                | 30.9                | 30.9                 |
| 集積回路             | (055)  |      |     |     | 489.4                 | 479.4               | 452.7               | 324.1               | 324.1                |
| 線形半導体集積回路        | 23900  | 百万円  | 生・鉍 |     | 75.1                  | 74.5                | 71.8                | 83.3                | 83.3                 |
| バイポーラ型半導体集積回路    | 24000  | 百万円  | 生・鉍 |     | 9.3                   | 8.5                 | 7.7                 | 6.2                 | 6.2                  |
| モス型半導体集積回路(マイコン) | 24100  | 百万円  | 生・鉍 |     | 84.7                  | 84.0                | 79.9                | 51.5                | 51.5                 |
| モス型半導体集積回路(ロジック) | 24200  | 百万円  | 生・鉍 |     | 150.0                 | 148.7               | 141.5               | 91.2                | 91.2                 |
| モス型半導体集積回路(メモリ)  | 24300  | 百万円  | 生・鉍 |     | 116.3                 | 115.3               | 109.7               | 70.7                | 70.7                 |
| モス型半導体集積回路(CCD)  | 24400  | 百万円  | 生・鉍 |     | 13.0                  | 9.8                 | 9.3                 | 7.9                 | 7.9                  |
| 混成集積回路           | 24500  | 百万円  | 生・鉍 |     | 41.0                  | 38.6                | 32.8                | 13.3                | 13.3                 |
| 半導体部品            | (056)  |      |     |     | 46.8                  | 41.8                | 39.7                | —                   | —                    |
| シリコンウエハ          | 24600  | 平方m  | 生・鉍 |     | 46.8                  | 41.8                | 39.7                | —                   | —                    |
| 輸送機械工業           | (057)  |      |     |     | 1229.2                | 1474.6              | 1603.1              | 791.7               | 791.7                |
| 同(除.船舶・鉄道車両)     | (058)  |      |     |     | 1133.3                | 1382.4              | 1496.9              | 791.7               | 791.7                |
| 乗用車              | (059)  |      |     |     | 557.2                 | 733.2               | 754.0               | 512.5               | 512.5                |
| 軽乗用車             | 24700  | 台    | 耐・乗 |     | 56.0                  | 67.4                | 65.9                | 46.7                | 46.7                 |
| 小型乗用車            | 24800  | 台    | 耐・乗 |     | 166.6                 | 234.0               | 244.0               | 183.3               | 183.3                |
| 普通乗用車            | 24900  | 台    | 資・輸 |     | 334.6                 | 431.8               | 444.1               | 282.5               | 282.5                |
| 普通乗用車            | 24971  | 台    | 資・輸 |     | 50.2                  | 64.8                | 66.6                | 42.4                | 42.4                 |
| 普通乗用車            | 24972  | 台    | 耐・乗 |     | 284.4                 | 367.0               | 377.5               | 240.1               | 240.1                |
| バス               | (060)  |      |     |     | 9.6                   | 15.3                | 16.2                | 19.4                | 19.4                 |
| 小型バス             | 25000  | 台    | 資・輸 |     | 4.9                   | 8.6                 | 9.1                 | 8.4                 | 8.4                  |
| 大型バス             | 25100  | 台    | 資・輸 |     | 4.7                   | 6.7                 | 7.1                 | 11.0                | 11.0                 |
| トラック             | (061)  |      |     |     | 112.9                 | 159.3               | 170.5               | 180.5               | 180.5                |
| 軽トラック            | 25200  | 台    | 資・輸 |     | 18.4                  | 24.4                | 25.5                | 22.0                | 22.0                 |
| 軽トラック            | 25271  | 台    | 資・輸 |     | 9.2                   | 12.2                | 12.8                | 11.0                | 11.0                 |
| 軽トラック            | 25272  | 台    | 耐・乗 |     | 9.2                   | 12.2                | 12.7                | 11.0                | 11.0                 |
| 小型トラック           | 25300  | 台    | 資・輸 |     | 30.4                  | 43.4                | 46.8                | 40.6                | 40.6                 |
| 普通トラック           | 25400  | 台    | 資・輸 |     | 64.1                  | 91.5                | 98.2                | 117.9               | 117.9                |
| 自動車部品            | (062)  |      |     |     | 390.7                 | 403.9               | 481.2               | 16.2                | 16.2                 |
| 機関部品             | 25500  | 百万円  | 生・鉍 |     | 68.5                  | 78.1                | 93.1                | —                   | —                    |
| 駆動伝導・操縦装置部品      | 25600  | 百万円  | 生・鉍 |     | 149.1                 | 151.2               | 180.2               | —                   | —                    |
| 感架制動装置部品         | 25700  | 百万円  | 生・鉍 |     | 46.9                  | 42.8                | 51.0                | —                   | —                    |
| シャシー・車体部品        | 25800  | 百万円  | 生・鉍 |     | 96.5                  | 97.9                | 116.6               | —                   | —                    |
| 乗用車用エアコン         | 25900  | 台    | 生・鉍 |     | 29.7                  | 33.9                | 40.3                | 16.2                | 16.2                 |

| 業種・品目                | 業種目コード | 単位   | 特分格 | 殊類付 | 生産指数<br>付加価値額<br>ウェイト | 生産指数<br>生産額<br>ウェイト | 出荷指数<br>出荷額<br>ウェイト | 在庫指数<br>在庫額<br>ウェイト | 在庫率指数<br>在庫額<br>ウェイト |
|----------------------|--------|------|-----|-----|-----------------------|---------------------|---------------------|---------------------|----------------------|
| 二輪自動車                | (063)  |      |     |     | 25.9                  | 33.9                | 34.4                | 63.1                | 63.1                 |
| 二輪自動車(125ml以下)       | 26000  | 台    | 耐・乗 |     | 6.7                   | 8.1                 | 8.4                 | 13.3                | 13.3                 |
| 二輪自動車(125ml超)        | 26100  | 台    | 耐・乗 |     | 19.2                  | 25.8                | 26.0                | 49.8                | 49.8                 |
| 産業車両                 | (064)  |      |     |     | 23.9                  | 24.1                | 25.5                | —                   | —                    |
| フォークリフトトラック          | 26200  | 台    | 資・輸 |     | 16.1                  | 17.0                | 17.9                | —                   | —                    |
| ショベルトラック             | 26300  | 台    | 資・輸 |     | 7.8                   | 7.1                 | 7.6                 | —                   | —                    |
| 船舶・同機関               | (065)  |      |     |     | 82.2                  | 78.4                | 93.0                | —                   | —                    |
| 船舶用ディーゼル機            | 26400  | 千PS  | 生・鉍 |     | 13.1                  | 12.7                | 15.1                | —                   | —                    |
| 鋼船                   | 26500  | 千GT  | 資・輸 |     | 69.1                  | 65.7                | 77.9                | —                   | —                    |
| 鉄道車両                 | (066)  |      |     |     | 26.8                  | 26.5                | 28.3                | —                   | —                    |
| 鉄道車両                 | 26600  | 指数   | 資・輸 |     | 26.8                  | 26.5                | 28.3                | —                   | —                    |
| (特掲:乗用車・バス・トラック)②の合計 | (067)  |      |     |     | 679.7                 | 907.8               | 940.7               | 712.4               | 712.4                |
| 精密機械工業               | (068)  |      |     |     | 82.9                  | 78.0                | 75.0                | 84.8                | 75.0                 |
| 計測機器                 | (069)  |      |     |     | 46.8                  | 33.8                | 36.1                | 41.6                | 41.6                 |
| 工業用長さ計               | 26700  | 個    | 生・鉍 |     | 4.2                   | 3.2                 | 3.6                 | 3.0                 | 3.0                  |
| 工業用メータ               | 26800  | 個    | 資・他 |     | 6.3                   | 5.4                 | 5.8                 | 1.2                 | 1.2                  |
| 工業用測定機               | 26900  | 台    | 資・他 |     | 4.6                   | 3.1                 | 3.2                 | 4.5                 | 4.5                  |
| 精密測定機器               | 27000  | 台    | 資・他 |     | 6.0                   | 4.9                 | 5.2                 | 12.8                | 12.8                 |
| 分析機器                 | 27100  | 台    | 資・他 |     | 17.7                  | 11.9                | 12.9                | 16.3                | 16.3                 |
| 試験機器                 | 27200  | 台    | 資・他 |     | 3.7                   | 2.5                 | 2.6                 | 1.7                 | 1.7                  |
| 測量機器                 | 27300  | 個    | 資・建 |     | 4.3                   | 2.8                 | 2.8                 | 2.1                 | 2.1                  |
| 光学機械・同部品             | (070)  |      |     |     | 19.4                  | 18.9                | 23.8                | 20.7                | 10.9                 |
| 35mmカメラ              | 27400  | 台    | 耐・教 |     | 5.6                   | 6.8                 | 17.8                | 9.8                 | —                    |
| カメラ用交換レンズ            | 27500  | 個    | 耐・教 |     | 13.8                  | 12.1                | 6.0                 | 10.9                | 10.9                 |
| 時計                   | (071)  |      |     |     | 16.7                  | 25.3                | 15.1                | 22.5                | 22.5                 |
| 電池式ウォッチ(完成品)         | 27600  | 千個   | 耐・教 |     | 4.3                   | 7.0                 | 4.1                 | 13.7                | 13.7                 |
| 電池式ウォッチ(ムーブメント)      | 27700  | 千個   | 生・鉍 |     | 10.8                  | 15.9                | 8.5                 | 5.7                 | 5.7                  |
| 電池式クロック              | 27800  | 千個   | 耐・装 |     | 1.6                   | 2.4                 | 2.5                 | 3.1                 | 3.1                  |
| 窯業・土石製品工業            | (072)  |      |     |     | 432.6                 | 321.0               | 345.4               | 718.7               | 718.7                |
| ガラス・同製品              | (073)  |      |     |     | 123.2                 | 86.6                | 93.8                | 192.8               | 192.8                |
| 板ガラス                 | 27900  | 千換算箱 | 建・建 |     | 28.5                  | 18.9                | 21.8                | 53.4                | 53.4                 |
| 板ガラス                 | 27971  | 千換算箱 | 建・建 |     | 14.3                  | 9.5                 | 10.9                | 26.7                | 26.7                 |
| 板ガラス                 | 27972  | 千換算箱 | 生・鉍 |     | 14.2                  | 9.4                 | 10.9                | 26.7                | 26.7                 |
| 安全ガラス                | 28000  | 千平方m | 生・鉍 |     | 20.6                  | 11.4                | 12.8                | 17.4                | 17.4                 |
| ガラス短繊維製品             | 28100  | t    | 建・建 |     | 11.0                  | 8.8                 | 9.3                 | 10.7                | 10.7                 |
| ガラス長繊維製品             | 28200  | t    | 生・鉍 |     | 13.1                  | 11.8                | 11.6                | 24.3                | 24.3                 |
| ガラス基礎製品              | 28300  | t    | 生・鉍 |     | 23.1                  | 18.6                | 20.0                | 30.9                | 30.9                 |
| ガラス容器                | 28400  | t    | 生・鉍 |     | 22.5                  | 14.3                | 15.3                | 42.4                | 42.4                 |
| 台所・食卓用ガラス製品          | 28500  | t    | 生・鉍 |     | 4.4                   | 2.8                 | 3.0                 | 13.7                | 13.7                 |
| 台所・食卓用ガラス製品          | 28571  | t    | 非・家 |     | 1.8                   | 1.1                 | 1.2                 | 5.5                 | 5.5                  |
| 台所・食卓用ガラス製品          | 28572  | t    | 生・他 |     | 2.6                   | 1.7                 | 1.8                 | 8.2                 | 8.2                  |
| セメント・同製品             | (074)  |      |     |     | 193.2                 | 147.3               | 157.1               | 305.7               | 305.7                |
| セメント                 | 28600  | 千t   | 建・建 |     | 85.8                  | 69.4                | 70.6                | 43.8                | 43.8                 |
| セメント                 | 28681  | 千t   | 建・建 |     | 47.2                  | 38.2                | 38.8                | 24.1                | 24.1                 |
| セメント                 | 28682  | 千t   | 建・土 |     | 38.6                  | 31.2                | 31.8                | 19.7                | 19.7                 |
| 遠心力鉄筋コンクリート管         | 28700  | t    | 建・土 |     | 8.5                   | 6.0                 | 7.0                 | 40.6                | 40.6                 |
| 遠心力鉄筋コンクリートポール       | 28800  | t    | 資・電 |     | 7.9                   | 5.0                 | 5.4                 | 8.7                 | 8.7                  |
| 遠心力鉄筋コンクリートパイプ       | 28900  | t    | 建・建 |     | 16.9                  | 11.9                | 13.1                | 35.6                | 35.6                 |
| 護岸用コンクリートブロック        | 29000  | t    | 建・土 |     | 9.3                   | 6.5                 | 7.0                 | 24.4                | 24.4                 |
| 道路用コンクリート製品          | 29100  | t    | 建・土 |     | 31.9                  | 22.6                | 25.8                | 98.9                | 98.9                 |
| プレストレストコンクリート製品      | 29200  | t    | 建・建 |     | 11.7                  | 8.2                 | 8.7                 | 27.2                | 27.2                 |
| 石綿スレート               | 29300  | 千枚   | 建・建 |     | 8.6                   | 7.2                 | 8.5                 | 20.7                | 20.7                 |
| 気泡コンクリート製品           | 29400  | 立方m  | 建・建 |     | 12.6                  | 10.5                | 11.0                | 5.8                 | 5.8                  |

| 業種・品目           | 項目    | 業種<br>品目<br>コード | 単<br>位 | 特<br>殊<br>分<br>格 | 生<br>産<br>指<br>数<br>付<br>加<br>価<br>値<br>額<br>ウ<br>ェ<br>ィ<br>ト | 生<br>産<br>指<br>数<br>生<br>産<br>額<br>ウ<br>ェ<br>ィ<br>ト | 出<br>荷<br>指<br>数<br>出<br>荷<br>額<br>ウ<br>ェ<br>ィ<br>ト | 在<br>庫<br>指<br>数<br>在<br>庫<br>額<br>ウ<br>ェ<br>ィ<br>ト | 在<br>庫<br>指<br>数<br>在<br>庫<br>額<br>ウ<br>ェ<br>ィ<br>ト |
|-----------------|-------|-----------------|--------|------------------|---|---|---|---|---|
| 陶磁器・ファインセラミックス  | (075) |                 |        |                  | 69.3  | 48.3  | 52.7  | 159.3   | 159.3   |
| タイル             | 29500 | 千平方m            | 建・建    |                  | 24.1  | 16.6  | 18.3  | 67.3  | 67.3  |
| 衛生用陶磁器          | 29600 | 千個              | 建・建    |                  | 11.8  | 9.2   | 10.2  | 29.1  | 29.1  |
| 電気用陶磁器          | 29700 | t               | 資・電    |                  | 4.3   | 3.4   | 3.6   | 14.4  | 14.4  |
| 台所・食卓用陶磁器       | 29800 | t               | 非・家    |                  | 15.3  | 9.1   | 10.2  | 43.6  | 43.6  |
| ファインセラミックス(構造材) | 29900 | 千個              | 生・磁    |                  | 13.8  | 10.0  | 10.4  | 4.9   | 4.9   |
| その他の窯業・土石製品     | (076) |                 |        |                  | 46.9  | 38.8  | 41.8  | 60.9  | 60.9  |
| 耐火レンガ           | 30000 | t               | 生・磁    |                  | 12.1  | 9.2   | 10.4  | 28.8  | 28.8  |
| 不定型耐火物          | 30100 | t               | 生・磁    |                  | 6.1   | 5.5   | 6.1   | 4.3   | 4.3   |
| 固型電極            | 30200 | t               | 生・磁    |                  | 5.4   | 3.7   | 3.9   | 7.0   | 7.0   |
| 研削砥石            | 30300 | t               | 生・他    |                  | 3.6   | 2.5   | 3.2   | 11.3  | 11.3  |
| せっこうボロ          | 30400 | 千平方m            | 建・建    |                  | 12.9  | 11.7  | 12.3  | 8.0   | 8.0   |
| 生石灰             | 30500 | 千t              | 生・磁    |                  | 6.8   | 6.2   | 5.9   | 1.5   | 1.5   |
| 化学工業            | (077) |                 |        |                  | 1174.0  | 850.1   | 863.6   | 1420.0  | 1411.2  |
| 同(除、医薬品)        | (078) |                 |        |                  | 839.7   | 685.2   | 688.2   | 1420.0  | 1411.2  |
| 化学肥料            | (079) |                 |        |                  | 13.8  | 13.4  | 12.5  | 69.1  | 69.1  |
| アンモニア           | 30600 | t               | 生・磁    | ★                | 5.4   | 5.0   | 3.3   | 5.1   | 5.1   |
| 複合肥料            | 30700 | t               | 生・磁    | ★                | 8.4   | 8.4   | 9.2   | 64.0  | 64.0  |
| ソーダ工業製品         | (080) |                 |        |                  | 17.7  | 15.4  | 14.9  | 10.6  | 10.6  |
| 苛性ソーダ           | 30800 | t               | 生・磁    | ★                | 14.5  | 12.6  | 12.8  | 9.5   | 9.5   |
| 液体塩素            | 30900 | t               | 生・磁    | ★                | 3.2   | 2.8   | 2.1   | 1.1   | 1.1   |
| 無機薬品・顔料・触媒      | (081) |                 |        |                  | 32.5  | 29.2  | 36.5  | 73.5  | 73.5  |
| 硝酸              | 31000 | t               | 生・磁    | ★                | 3.0   | 2.1   | 1.2   | 1.2   | 1.2   |
| 酸化亜鉛            | 31100 | t               | 生・磁    |                  | 1.1   | 1.0   | 1.3   | 1.7   | 1.7   |
| 酸化第二鉄           | 31200 | t               | 生・磁    |                  | 3.3   | 2.8   | 3.7   | 16.4  | 16.4  |
| 酸化チタン           | 31300 | t               | 生・磁    |                  | 7.0   | 6.1   | 7.8   | 19.9  | 19.9  |
| カーボンブラック        | 31400 | t               | 生・磁    |                  | 7.2   | 6.2   | 8.1   | 12.2  | 12.2  |
| 活性炭             | 31500 | t               | 生・磁    | ★                | 2.2   | 1.9   | 2.7   | 15.5  | 15.5  |
| 硫酸              | 31600 | t               | 生・磁    | ★                | 3.6   | 3.1   | 3.3   | 3.4   | 3.4   |
| 自動車排気ガス浄化用触媒    | 31700 | t               | 生・磁    |                  | 5.1   | 6.0   | 8.4   | 3.2   | 3.2   |
| 高圧ガス            | (082) |                 |        |                  | 15.9  | 14.9  | 14.6  | 10.1  | 1.3   |
| 酸窒素             | 31800 | 千立方m            | 生・磁    |                  | 3.6   | 3.2   | 4.2   | -   | -   |
| アルゴ             | 31900 | 千立方m            | 生・磁    | ★                | 6.2   | 5.6   | 5.1   | 0.5   | 0.5   |
| フルオロカーボン        | 32000 | 千立方m            | 生・磁    |                  | 1.6   | 1.4   | 1.7   | 0.8   | 0.8   |
|                 | 32100 | t               | 生・磁    |                  | 4.5   | 4.7   | 3.6   | 8.8   | -   |
| 石油系芳香族          | (083) |                 |        |                  | 32.1  | 39.5  | 29.9  | 30.1  | 30.1  |
| 純ベンゼン           | 32200 | t               | 生・磁    | ★                | 8.2   | 12.4  | 10.0  | 8.9   | 8.9   |
| 純トルエン           | 32300 | t               | 生・磁    | ★                | 3.1   | 4.6   | 3.1   | 3.0   | 3.0   |
| キシレン            | 32400 | t               | 生・磁    | ★                | 7.9   | 12.0  | 6.0   | 7.5   | 7.5   |
| パラキシレン          | 32500 | t               | 生・磁    | ★                | 12.9  | 10.5  | 10.8  | 10.7  | 10.7  |
| 環式中間物・合成染料      | (084) |                 |        |                  | 80.3  | 63.5  | 62.7  | 79.8  | 79.8  |
| スチレンモノマー        | 32600 | t               | 生・磁    | ★                | 21.4  | 16.3  | 18.0  | 10.5  | 10.5  |
| フェノール           | 32700 | t               | 生・磁    | ★                | 16.7  | 15.6  | 16.0  | 10.7  | 10.7  |
| 無水フタル酸          | 32800 | t               | 生・磁    | ★                | 2.4   | 1.1   | 1.2   | 1.6   | 1.6   |
| 高純度テレフタル酸       | 32900 | t               | 生・磁    | ★                | 14.5  | 11.1  | 10.1  | 14.5  | 14.5  |
| トリレンジイソシアネート    | 33000 | t               | 生・磁    |                  | 4.4   | 3.4   | 3.4   | 5.5   | 5.5   |
| シクロヘキサム         | 33100 | t               | 生・磁    | ★                | 3.1   | 2.4   | 1.9   | 2.0   | 2.0   |
| 力合プロラクタム        | 33200 | t               | 生・磁    | ★                | 11.1  | 8.5   | 6.2   | 13.6  | 13.6  |
| 有機ゴム薬品          | 33300 | t               | 生・磁    |                  | 5.2   | 3.9   | 4.5   | 16.9  | 16.9  |
|                 | 33400 | t               | 生・磁    |                  | 1.5   | 1.2   | 1.4   | 4.5   | 4.5   |
| 有機薬品            | (085) |                 |        |                  | 83.4  | 90.0  | 74.5  | 60.3  | 60.3  |
| エチレングリコール       | 33500 | t               | 生・磁    | ★                | 9.7   | 24.5  | 21.6  | 5.6   | 5.6   |
| 酢酸              | 33600 | t               | 生・磁    | ★                | 11.4  | 7.4   | 8.0   | 6.8   | 6.8   |
|                 | 33700 | t               | 生・磁    | ★                | 2.7   | 2.1   | 2.2   | 1.0   | 1.0   |

| 業種・品目            | 項目    | 業種<br>品目<br>コード | 単<br>位 | 特<br>殊<br>分<br>格 | 生<br>産<br>指<br>数<br>付<br>加<br>価<br>値<br>額<br>ウ<br>ェ<br>ィ<br>ト | 生<br>産<br>指<br>数<br>生<br>産<br>額<br>ウ<br>ェ<br>ィ<br>ト | 出<br>荷<br>指<br>数<br>出<br>荷<br>額<br>ウ<br>ェ<br>ィ<br>ト | 在<br>庫<br>指<br>数<br>在<br>庫<br>額<br>ウ<br>ェ<br>ィ<br>ト | 在<br>庫<br>指<br>数<br>在<br>庫<br>額<br>ウ<br>ェ<br>ィ<br>ト |
|------------------|-------|-----------------|--------|------------------|---|---|---|---|---|
| 二塩化エチレン          | ③★    | 33800           | t      | 生・磁              | 12.5  | 9.7   | 0.9   | 3.5   | 3.5   |
| プロピレン            | ③★    | 33900           | t      | 生・磁              | 5.3   | 13.2  | 12.8  | 3.0   | 3.0   |
| ポリプロピレングリコール     | ③     | 34000           | t      | 生・磁              | 6.2   | 4.8   | 5.0   | 13.3  | 13.3  |
| 合成アセト            | ③★    | 34100           | t      | 生・磁              | 7.1   | 5.6   | 5.7   | 5.5   | 5.5   |
| アクリロニトリル         | ③★    | 34200           | t      | 生・磁              | 9.4   | 7.3   | 5.4   | 7.4   | 7.4   |
| 合成オクタノール         | ③     | 34300           | t      | 生・磁              | 3.3   | 2.6   | 2.8   | 2.7   | 2.7   |
| 合成ブタノール          | ③★    | 34400           | t      | 生・磁              | 6.7   | 5.2   | 2.7   | 2.7   | 2.7   |
| タジエン             | ③★    | 34500           | t      | 生・磁              | 3.2   | 2.5   | 2.1   | 1.3   | 1.3   |
| ホルマリン            | ★     | 34600           | t      | 生・磁              | 1.8   | 1.8   | 1.2   | 1.5   | 1.5   |
| フタル酸系可塑剤         | ★     | 34700           | t      | 生・磁              | 4.1   | 3.3   | 4.1   | 6.0   | 6.0   |
| プラスチック           | (086) |                 |        |                  | 197.2   | 171.6   | 183.2   | 432.3   | 432.3   |
| ポリエチレン           | ③     | 34800           | t      | 生・磁              | 35.6  | 30.4  | 35.2  | 93.6  | 93.6  |
| ポリスチレン           | ③     | 34900           | t      | 生・磁              | 24.2  | 20.8  | 23.5  | 57.0  | 57.0  |
| ポリプロピレン          | ③     | 35000           | t      | 生・磁              | 24.8  | 24.5  | 27.9  | 87.8  | 87.8  |
| フェノール樹脂          | ③     | 35100           | t      | 生・磁              | 6.5   | 5.5   | 5.7   | 9.5   | 9.5   |
| メラミン樹脂           | ③     | 35200           | t      | 生・磁              | 3.0   | 2.6   | 2.6   | 2.1   | 2.1   |
| 不飽和ポリエステル樹脂      | ③     | 35300           | t      | 生・磁              | 4.4   | 3.7   | 3.8   | 6.8   | 6.8   |
| アルキド樹脂           | ★     | 35400           | t      | 生・磁              | 2.8   | 2.4   | 1.4   | 4.3   | 4.3   |
| エポキシ樹脂           | ★     | 35500           | t      | 生・磁              | 6.6   | 5.6   | 6.6   | 11.6  | 11.6  |
| ウレタンフォーム         | ★     | 35600           | t      | 生・磁              | 12.4  | 10.6  | 11.8  | 5.4   | 5.4   |
| メタクリル樹脂          | ★     | 35700           | t      | 生・磁              | 6.2   | 5.3   | 5.1   | 16.1  | 16.1  |
| ポリビニルアルコール       | ★     | 35800           | t      | 生・磁              | 4.8   | 4.1   | 3.6   | 17.7  | 17.7  |
| 塩化ビニル樹脂          | ★     | 35900           | t      | 生・磁              | 20.9  | 17.8  | 20.9  | 26.9  | 26.9  |
| ポリアミド系樹脂成形材料     | ★     | 36000           | t      | 生・磁              | 9.9   | 8.4   | 9.2   | 28.3  | 28.3  |
| ふっ素樹脂            | ★     | 36100           | t      | 生・磁              | 4.9   | 4.1   | 4.7   | 14.1  | 14.1  |
| ポリカーボネート         | ★     | 36200           | t      | 生・磁              | 11.1  | 9.5   | 10.7  | 22.2  | 22.2  |
| ポリアセタール          | ★     | 36300           | t      | 生・磁              | 4.0   | 3.4   | 4.0   | 8.8   | 8.8   |
| ポリエチレンテレフタレート    | ★     | 36400           | t      | 生・磁              | 15.1  | 12.9  | 6.5   | 20.1  | 20.1  |
| 合成ゴム             | (087) |                 |        |                  | 60.2  | 39.3  | 42.4  | 160.9   | 160.9   |
| 合成ゴム             | ③     | 36500           | t      | 生・磁              | 60.2  | 39.3  | 42.4  | 160.9   | 160.9   |
| 写真感光材料           | (088) |                 |        |                  | 32.2  | 26.1  | 25.1  | 40.8  | 40.8  |
| 白黒X線用フィルム        | 36600 | 千平方m            | 生・他    |                  | 5.4   | 5.1   | 5.4   | 5.5   | 5.5   |
| 白黒印刷・業務用フィルム     | 36700 | 千平方m            | 生・磁    |                  | 8.7   | 5.4   | 5.6   | 7.7   | 7.7   |
| カラーロールフィルム       | 36800 | 千平方m            | 非・教    |                  | 13.2  | 11.1  | 9.3   | 12.0  | 12.0  |
| カラー印刷紙           | 36900 | 千平方m            | 生・磁    |                  | 4.9   | 4.5   | 4.8   | 15.6  | 15.6  |
| 石けん・合成洗剤・界面活性剤   | (089) |                 |        |                  | 52.1  | 41.6  | 36.6  | 41.9  | 41.9  |
| 直分脂肪酸            | ★     | 37000           | t      | 生・磁              | 1.2   | 1.3   | 0.2   | 0.5   | 0.5   |
| 浴用・固形石けん         | ★     | 37100           | t      | 非・家              | 3.6   | 2.7   | 2.5   | 6.0   | 6.0   |
| 身洗剤              | ★     | 37200           | t      | 非・家              | 3.8   | 2.9   | 2.6   | 3.3   | 3.3   |
| 合成洗剤             | ★     | 37300           | t      | 非・家              | 22.8  | 16.9  | 15.4  | 10.0  | 10.0  |
| 柔軟仕上げ剤           | ★     | 37400           | t      | 非・家              | 4.4   | 3.9   | 3.5   | 1.8   | 1.8   |
| 陰イオン界面活性剤        | ★     | 37500           | t      | 生・磁              | 5.6   | 4.8   | 3.5   | 4.5   | 4.5   |
| 非イオン界面活性剤        | ★     | 37600           | t      | 生・磁              | 10.7  | 9.1   | 8.9   | 15.8  | 15.8  |
| 化粧品              | (090) |                 |        |                  | 175.7   | 89.1  | 95.2  | 347.6   | 347.6   |
| 髪用化粧品            | ★     | 37700           | t      | 非・家              | 49.4  | 28.3  | 31.0  | 99.4  | 99.4  |
| 皮膚用化粧品           | ★     | 37800           | t      | 非・家              | 75.5  | 36.3  | 38.6  | 126.4   | 126.4   |
| 仕上用化粧品           | ★     | 37900           | t      | 非・家              | 50.8  | 24.5  | 25.6  | 121.8   | 121.8   |
| 塗料・印刷インキ         | (091) |                 |        |                  | 46.6  | 51.6  | 60.1  | 63.0  | 63.0  |
| 合成樹脂塗料           | ★     | 38000           | t      | 建・建              | 28.5  | 29.6  | 34.3  | 42.6  | 42.6  |
| 合成樹脂塗料           | ★     | 38071           | t      | 生・磁              | 8.6   | 8.9   | 10.3  | 12.8  | 12.8  |
| 合成樹脂塗料           | ★     | 38072           | t      | 生・磁              | 19.9  | 20.7  | 24.0  | 29.8  | 29.8  |
| シロキサン            | ★     | 38100           | t      | 生・磁              | 4.1   | 4.2   | 4.7   | 2.1   | 2.1   |
| 印刷インキ            | ★     | 38200           | t      | 生・磁              | 14.0  | 17.8  | 21.1  | 18.3  | 18.3  |
| 医薬品              | (092) |                 |        |                  | 334.3   | 164.9   | 175.4   | -   | -   |
| 医薬品              | ★     | 38300           | 百万円    | 非・家              | 334.3   | 164.9   | 175.4   | -   | -   |
| (特掲:石油化学製品) ③の合計 | (093) |                 |        |                  | 309.4   | 283.5   | 273.4   | 519.5   | 519.5   |



| 業種・品目             | 項目 | 業種<br>品目<br>コード | 単<br>位 | 特<br>格<br>類<br>付 | 生産指数<br>付加価値額<br>ウェイト | 生産指数<br>生産額<br>ウェイト | 出荷指数<br>出荷額<br>ウェイト | 在庫指数<br>在庫額<br>ウェイト | 在庫率指数<br>在庫額<br>ウェイト |
|-------------------|----|-----------------|--------|------------------|-----------------------|---------------------|---------------------|---------------------|----------------------|
| 石油・石炭製品工業         |    | (094)           |        |                  | 84.7                  | 323.5               | 329.7               | 442.6               | 442.6                |
| 石油製品              |    | (095)           |        |                  | 79.9                  | 315.1               | 327.6               | 430.9               | 430.9                |
| ガソリン              |    | 38400           | 千kl    | 非・教              | 44.9                  | 168.1               | 168.4               | 177.3               | 177.3                |
| 灯油                |    | 38500           | 千kl    | 生・他              | 5.0                   | 18.0                | 28.2                | 53.3                | 53.3                 |
| 軽油                |    | 38600           | 千kl    | 生・他              | 1.5                   | 7.4                 | 8.1                 | 13.2                | 13.2                 |
| 灯油                |    | 38700           | 千kl    | 非・家              | 6.0                   | 24.4                | 25.8                | 66.1                | 66.1                 |
| 灯油                |    | 38771           | 千kl    | 生・他              | 3.6                   | 14.6                | 15.5                | 39.7                | 39.7                 |
| 灯油                |    | 38772           | 千kl    | 生・他              | 2.4                   | 9.8                 | 10.3                | 26.4                | 26.4                 |
| 灯油                |    | 38800           | 千kl    | 生・他              | 6.7                   | 32.7                | 38.2                | 36.3                | 36.3                 |
| 灯油                |    | 38900           | 千kl    | 生・他              | 6.4                   | 26.5                | 24.1                | 23.8                | 23.8                 |
| 灯油                |    | 38981           | 千kl    | 生・他              | 2.2                   | 9.3                 | 8.4                 | 8.3                 | 8.3                  |
| 灯油                |    | 38982           | 千kl    | 生・他              | 4.2                   | 17.2                | 15.7                | 15.5                | 15.5                 |
| 灯油                |    | 39000           | 千kl    | 生・他              | 6.3                   | 26.7                | 24.9                | 32.4                | 32.4                 |
| 灯油                |    | 39081           | 千kl    | 生・他              | 2.8                   | 12.0                | 11.2                | 14.6                | 14.6                 |
| 灯油                |    | 39082           | 千kl    | 生・他              | 3.5                   | 14.7                | 13.7                | 17.8                | 17.8                 |
| 灯油                |    | 39100           | 千kl    | 生・他              | 2.6                   | 9.7                 | 7.9                 | 24.6                | 24.6                 |
| 灯油                |    | 39181           | 千kl    | 生・他              | 1.8                   | 6.8                 | 5.5                 | 17.2                | 17.2                 |
| 灯油                |    | 39182           | 千kl    | 生・他              | 0.8                   | 2.9                 | 2.4                 | 7.4                 | 7.4                  |
| 灯油                |    | 39200           | 千t     | 建・土              | 0.5                   | 1.6                 | 2.0                 | 3.9                 | 3.9                  |
| 石炭製品              |    | (096)           |        |                  | 4.8                   | 8.4                 | 2.1                 | 11.7                | 11.7                 |
| コークス              |    | 39300           | 千t     | 生・他              | 4.8                   | 8.4                 | 2.1                 | 11.7                | 11.7                 |
| プラスチック製品工業        |    | (097)           |        |                  | 439.3                 | 361.4               | 387.2               | 432.8               | 432.8                |
| プラスチックフィルム・シート    |    | 39400           | t      | 生・他              | 120.5                 | 99.5                | 102.6               | 174.0               | 174.0                |
| プラスチック製板          |    | 39500           | t      | 建・建              | 6.6                   | 6.7                 | 7.2                 | 10.1                | 10.1                 |
| 合成皮革              |    | 39600           | t      | 生・他              | 10.0                  | 9.3                 | 9.1                 | 16.6                | 16.6                 |
| プラスチック製パイプ        |    | 39700           | t      | 建・建              | 15.3                  | 16.1                | 16.7                | 22.1                | 22.1                 |
| プラスチック製機械器具部品     |    | 39800           | t      | 生・他              | 160.2                 | 130.2               | 146.1               | 69.5                | 69.5                 |
| 日用品・雑貨プラスチック製品    |    | 39900           | t      | 非・家              | 25.0                  | 18.0                | 19.3                | 37.0                | 37.0                 |
| プラスチック製容器(中空成形)   |    | 40000           | t      | 生・他              | 40.0                  | 28.0                | 28.3                | 22.2                | 22.2                 |
| プラスチック製容器(中空成形以外) |    | 40100           | t      | 生・他              | 9.0                   | 6.3                 | 7.6                 | 10.6                | 10.6                 |
| プラスチック製建材         |    | 40200           | t      | 建・建              | 15.1                  | 14.8                | 15.6                | 22.0                | 22.0                 |
| 発泡プラスチック製品        |    | 40300           | t      | 生・他              | 28.2                  | 22.7                | 23.6                | 35.9                | 35.9                 |
| 強化プラスチック製品        |    | 40400           | t      | 建・建              | 9.4                   | 9.8                 | 11.1                | 12.8                | 12.8                 |
| パルプ・紙・紙加工品工業      |    | (098)           |        |                  | 316.7                 | 301.9               | 289.5               | 324.4               | 309.1                |
| パルプ               |    | (099)           |        |                  | 39.7                  | 51.0                | 4.5                 | 15.3                | —                    |
| 製紙                |    | 40500           | t      | 生・他              | 39.7                  | 51.0                | 4.5                 | 15.3                | —                    |
| 紙                 |    | (100)           |        |                  | 178.9                 | 156.5               | 177.1               | 244.7               | 244.7                |
| 新聞紙               |    | 40600           | t      | 生・他              | 33.1                  | 29.6                | 34.2                | 67.1                | 67.1                 |
| 印刷用紙(非塗工類)        |    | 40700           | t      | 生・他              | 37.8                  | 27.0                | 31.6                | 63.1                | 63.1                 |
| 印刷用紙(塗工)          |    | 40800           | t      | 生・他              | 45.9                  | 41.0                | 47.4                | 44.1                | 44.1                 |
| 情報用紙              |    | 40900           | t      | 生・他              | 23.8                  | 23.7                | 25.6                | 24.4                | 24.4                 |
| 包装用紙              |    | 41000           | t      | 生・他              | 9.4                   | 8.4                 | 9.5                 | 19.5                | 19.5                 |
| 衛生用紙              |    | 41100           | t      | 非・家              | 28.9                  | 26.8                | 28.8                | 26.5                | 26.5                 |
| 板紙                |    | (101)           |        |                  | 49.6                  | 46.7                | 51.7                | 58.6                | 58.6                 |
| 段ボール              |    | 41200           | t      | 生・他              | 33.9                  | 31.9                | 35.2                | 35.2                | 35.2                 |
| 紙器用板紙             |    | 41300           | t      | 生・他              | 15.7                  | 14.8                | 16.5                | 23.4                | 23.4                 |
| 紙加工品              |    | (102)           |        |                  | 48.5                  | 47.7                | 56.2                | 5.8                 | 5.8                  |
| 段ボールシート           |    | 41400           | 千平方m   | 生・他              | 48.5                  | 47.7                | 56.2                | 5.8                 | 5.8                  |

| 業種・品目       | 項目 | 業種<br>品目<br>コード | 単<br>位 | 特<br>格<br>類<br>付 | 生産指数<br>付加価値額<br>ウェイト | 生産指数<br>生産額<br>ウェイト | 出荷指数<br>出荷額<br>ウェイト | 在庫指数<br>在庫額<br>ウェイト | 在庫率指数<br>在庫額<br>ウェイト |
|-------------|----|-----------------|--------|------------------|-----------------------|---------------------|---------------------|---------------------|----------------------|
| 繊維工業        |    | (103)           |        |                  | 336.3                 | 258.5               | 274.9               | 552.2               | 552.2                |
| 化学繊維        |    | (104)           |        |                  | 42.0                  | 40.1                | 41.1                | 83.9                | 83.9                 |
| 合成繊維(長繊維)   |    | ★41500          | t      | 生・他              | 22.1                  | 22.8                | 19.6                | 47.4                | 47.4                 |
| 合成繊維(短繊維)   |    | ★41600          | t      | 生・他              | 19.9                  | 17.3                | 21.5                | 36.5                | 36.5                 |
| 紡績          |    | (105)           |        |                  | 16.9                  | 15.6                | 16.1                | 44.4                | 44.4                 |
| 綿糸          |    | ★41700          | t      | 生・他              | 5.2                   | 5.5                 | 5.3                 | 10.3                | 10.3                 |
| 毛糸          |    | ★41800          | t      | 生・他              | 4.6                   | 4.1                 | 4.9                 | 22.7                | 22.7                 |
| 合成繊維紡績糸     |    | ★41900          | t      | 生・他              | 7.1                   | 6.0                 | 5.9                 | 11.4                | 11.4                 |
| 織物          |    | (106)           |        |                  | 81.2                  | 56.5                | 47.0                | 106.0               | 106.0                |
| 綿織物         |    | ★42000          | 千平方m   | 生・他              | 12.9                  | 9.1                 | 6.6                 | 23.1                | 23.1                 |
| 絹織物         |    | ★42100          | 千平方m   | 生・他              | 13.1                  | 8.6                 | 11.0                | 25.6                | 25.6                 |
| 絹織物         |    | ★42200          | 千平方m   | 生・他              | 10.2                  | 6.9                 | 7.9                 | 17.4                | 17.4                 |
| 合成繊維織物(長繊維) |    | ★42300          | 千平方m   | 生・他              | 32.4                  | 22.0                | 12.5                | 14.5                | 14.5                 |
| 合成繊維織物(短繊維) |    | ★42400          | 千平方m   | 生・他              | 8.6                   | 6.8                 | 4.2                 | 11.1                | 11.1                 |
| タオル         |    | ★42500          | t      | 生・他              | 4.0                   | 3.1                 | 4.8                 | 14.3                | 14.3                 |
| 染色整理        |    | (107)           |        |                  | 34.4                  | 26.8                | 36.1                | 31.1                | 31.1                 |
| 綿織物染色整理     |    | 42600           | 千平方m   | 生・他              | 9.3                   | 9.6                 | 12.9                | 6.6                 | 6.6                  |
| 合成繊維織物染色整理  |    | 42700           | 千平方m   | 生・他              | 15.7                  | 10.8                | 14.5                | 14.4                | 14.4                 |
| ニット生地染色整理   |    | 42800           | 千平方m   | 生・他              | 9.4                   | 6.4                 | 8.7                 | 10.1                | 10.1                 |
| 衣類          |    | (108)           |        |                  | 107.8                 | 75.9                | 82.9                | 213.7               | 213.7                |
| ニット製外衣      |    | 42900           | 千点     | 非・被              | 26.0                  | 21.1                | 18.8                | 40.3                | 40.3                 |
| 織物製外衣       |    | 43000           | 千点     | 非・被              | 60.2                  | 36.7                | 40.5                | 114.4               | 114.4                |
| 靴           |    | 43100           | 千点     | 非・被              | 8.8                   | 6.9                 | 7.2                 | 11.6                | 11.6                 |
| 靴           |    | 43200           | 千点     | 非・被              | 12.8                  | 11.2                | 16.4                | 47.4                | 47.4                 |
| その他の繊維製品    |    | (109)           |        |                  | 54.0                  | 43.6                | 51.7                | 73.1                | 73.1                 |
| ふとん         |    | 43300           | 千枚     | 耐・装              | 16.0                  | 14.5                | 15.8                | 28.3                | 28.3                 |
| タフテッドカーペット  |    | 43400           | 千平方m   | 建・建              | 6.7                   | 5.7                 | 6.1                 | 14.9                | 14.9                 |
| ニット生地       |    | 43500           | t      | 生・他              | 21.9                  | 15.1                | 19.0                | 20.8                | 20.8                 |
| ニット生地       |    | 43600           | t      | 生・他              | 9.4                   | 8.3                 | 10.8                | 9.1                 | 9.1                  |
| 食料品・たばこ工業   |    | (110)           |        |                  | 782.0                 | 807.5               | 867.7               | 544.8               | 496.9                |
| 肉製品         |    | (111)           |        |                  | 24.1                  | 31.7                | 34.0                | —                   | —                    |
| ハンバーグ       |    | 43700           | t      | 非・食              | 9.3                   | 12.2                | 13.1                | —                   | —                    |
| ベーコン        |    | 43800           | t      | 非・食              | 10.9                  | 14.4                | 15.4                | —                   | —                    |
| ベーコン        |    | 43900           | t      | 非・食              | 3.9                   | 5.1                 | 5.5                 | —                   | —                    |
| 乳製品         |    | (112)           |        |                  | 80.5                  | 85.6                | 92.0                | 4.9                 | 4.9                  |
| 練乳          |    | 44000           | t      | 生・他              | 21.5                  | 22.1                | 23.8                | —                   | —                    |
| バター         |    | 44100           | t      | 非・食              | 3.3                   | 3.6                 | 3.8                 | —                   | —                    |
| チーズ         |    | 44200           | t      | 非・食              | 3.8                   | 5.3                 | 5.7                 | —                   | —                    |
| 牛乳          |    | 44300           | kl     | 非・食              | 27.5                  | 30.0                | 32.2                | —                   | —                    |
| アイスクリーム     |    | 44400           | kl     | 非・食              | 20.2                  | 20.1                | 21.6                | 4.9                 | 4.9                  |
| アイスクリーム     |    | 44500           | kl     | 非・食              | 4.2                   | 4.5                 | 4.9                 | —                   | —                    |
| 水産製品        |    | (113)           |        |                  | 57.8                  | 50.1                | 55.0                | 42.8                | 42.8                 |
| 水産缶詰        |    | 44600           | t      | 非・食              | 6.2                   | 6.0                 | 6.7                 | 25.4                | 25.4                 |
| 魚肉ハム        |    | 44700           | 百万枚    | 非・食              | 14.1                  | 13.1                | 14.1                | —                   | —                    |
| 魚肉ハム        |    | 44800           | t      | 非・食              | 1.6                   | 1.4                 | 1.7                 | 0.4                 | 0.4                  |
| 水産練製品       |    | 44900           | t      | 非・食              | 23.9                  | 17.5                | 19.5                | 3.2                 | 3.2                  |
| 水産削り        |    | 45000           | t      | 非・食              | 3.9                   | 3.9                 | 4.2                 | —                   | —                    |
| 水産削り        |    | 45100           | t      | 非・食              | 8.1                   | 8.2                 | 8.8                 | 13.8                | 13.8                 |
| 野菜・果実製品     |    | (114)           |        |                  | 30.8                  | 24.8                | 26.6                | —                   | —                    |
| 野菜缶詰        |    | 45200           | t      | 非・食              | 1.9                   | 1.7                 | 1.8                 | —                   | —                    |
| 果実缶詰        |    | 45300           | t      | 非・食              | 1.8                   | 1.6                 | 1.7                 | —                   | —                    |
| 野菜漬物        |    | 45400           | t      | 非・食              | 27.1                  | 21.5                | 23.1                | —                   | —                    |

| 業種・品目   | 項目    | 業種<br>品目<br>コード | 単<br>位 | 特<br>格<br>類<br>付 | 生産指数<br>付加価値額<br>ウェイト | 生産指数<br>生産額<br>ウェイト | 出荷指数<br>出荷額<br>ウェイト | 在庫指数<br>在庫額<br>ウェイト | 在庫率指数<br>在庫額<br>ウェイト |
|---------|-------|-----------------|--------|------------------|-----------------------|---------------------|---------------------|---------------------|----------------------|
| 油脂調味料   | (115) |                 |        |                  | 96.2                  | 97.1                | 103.9               | 132.4               | 132.4                |
| 味噌      | 45500 | t               | 非・食    | 7.5              | 5.0                   | 5.0                 | 74.3                | 74.3                |                      |
| 醤油      | 45600 | kl              | 非・食    | 13.0             | 9.0                   | 9.7                 | —                   | —                   |                      |
| マヨネーズ   | 45700 | kl              | 非・食    | 1.8              | 2.5                   | 2.7                 | —                   | —                   |                      |
| トマツケ    | 45800 | t               | 非・食    | 3.8              | 2.7                   | 2.9                 | —                   | —                   |                      |
| ドレッシング  | 45900 | t               | 非・食    | 5.4              | 3.9                   | 4.1                 | —                   | —                   |                      |
| 砂糖      | 46000 | t               | 非・食    | 4.1              | 2.9                   | 3.2                 | —                   | —                   |                      |
| 精糖      | 46100 | kl              | 非・食    | 1.8              | 2.1                   | 2.3                 | —                   | —                   |                      |
| 異性化糖    | 46200 | t               | 生・食    | 22.6             | 33.8                  | 36.2                | 25.8                | 25.8                |                      |
| 食用油脂    | 46300 | t               | 生・食    | 9.6              | 8.5                   | 9.2                 | 2.7                 | 2.7                 |                      |
| マヨネーズ   | 46400 | t               | 生・食    | 22.2             | 22.8                  | 24.5                | 17.8                | 17.8                |                      |
| 調味料     | 46500 | t               | 非・食    | 4.4              | 3.9                   | 4.1                 | 11.8                | 11.8                |                      |
| 製粉      | (116) |                 |        |                  | 156.9                 | 148.4               | 159.6               | 52.6                | 52.6                 |
| 小麦粉     | 46600 | 千t              | 生・食    | 33.0             | 51.8                  | 56.1                | 52.6                | 52.6                |                      |
| 小麦粉     | 46700 | t               | 非・食    | 3.3              | 3.9                   | 4.2                 | —                   | —                   |                      |
| 小麦粉     | 46800 | 小麦粉t            | 非・食    | 19.1             | 13.1                  | 14.0                | —                   | —                   |                      |
| 小麦粉     | 46900 | 小麦粉t            | 非・食    | 48.8             | 35.5                  | 38.0                | —                   | —                   |                      |
| 小麦粉     | 47000 | 小麦粉t            | 非・食    | 19.0             | 15.9                  | 17.0                | —                   | —                   |                      |
| 小麦粉     | 47100 | 小麦粉t            | 非・食    | 33.7             | 28.2                  | 30.3                | —                   | —                   |                      |
| その他     | (117) |                 |        |                  | 66.2                  | 51.0                | 55.4                | 107.2               | 107.2                |
| ビスケット   | 47200 | 小麦粉t            | 非・食    | 13.7             | 8.7                   | 9.3                 | —                   | —                   |                      |
| 米       | 47300 | t               | 非・食    | 15.0             | 9.7                   | 10.4                | —                   | —                   |                      |
| 調味料     | 47400 | t               | 非・食    | 13.0             | 8.2                   | 8.7                 | 30.6                | 30.6                |                      |
| 冷凍調理食   | 47500 | t               | 非・食    | 24.5             | 24.4                  | 27.0                | 76.6                | 76.6                |                      |
| 清涼飲料    | (118) |                 |        |                  | 105.9                 | 94.5                | 101.2               | 47.9                | —                    |
| 炭酸飲料    | 47600 | kl              | 非・食    | 31.6             | 22.2                  | 23.8                | —                   | —                   |                      |
| 果汁飲料    | 47700 | kl              | 非・食    | 17.2             | 15.3                  | 16.4                | —                   | —                   |                      |
| コーヒー    | 47800 | t               | 非・食    | 51.8             | 49.8                  | 53.3                | 47.9                | —                   |                      |
| インスタント  | 47900 | t               | 非・食    | 5.3              | 7.2                   | 7.7                 | —                   | —                   |                      |
| 酒       | (119) |                 |        |                  | 114.6                 | 129.7               | 138.4               | 18.3                | 18.3                 |
| ビール     | 48000 | kl              | 非・食    | 42.0             | 65.5                  | 69.6                | 18.3                | 18.3                |                      |
| 泡盛      | 48100 | kl              | 非・食    | 10.0             | 15.6                  | 16.7                | —                   | —                   |                      |
| 焼酎      | 48200 | kl              | 非・食    | 31.4             | 23.5                  | 25.2                | —                   | —                   |                      |
| 焼酎      | 48300 | kl              | 非・食    | 11.7             | 11.2                  | 12.0                | —                   | —                   |                      |
| 焼酎      | 48400 | kl              | 非・食    | 9.3              | 7.0                   | 7.5                 | —                   | —                   |                      |
| 焼酎      | 48500 | kl              | 非・食    | 10.2             | 6.9                   | 7.4                 | —                   | —                   |                      |
| たばこ     | (120) |                 |        |                  | 49.0                  | 94.6                | 101.6               | 138.7               | 138.7                |
| たばこ     | 48600 | 百万本             | 非・教    | 49.0             | 94.6                  | 101.6               | 138.7               | 138.7               |                      |
| その他     | (121) |                 |        |                  | 440.7                 | 385.6               | 417.9               | 601.3               | 595.3                |
| ゴム製品    | (122) |                 |        |                  | 138.6                 | 111.8               | 122.0               | 103.9               | 103.9                |
| 自動車用タイヤ | 48700 | 新ゴム量t           | 生・食    | 78.8             | 56.0                  | 61.8                | 53.0                | 53.0                |                      |
| 自動車用タイヤ | 48781 | 新ゴム量t           | 生・食    | 39.4             | 28.0                  | 30.9                | 26.5                | 26.5                |                      |
| 自動車用タイヤ | 48782 | 新ゴム量t           | 生・食    | 39.4             | 28.0                  | 30.9                | 26.5                | 26.5                |                      |
| 自動車用ゴム  | 48800 | 新ゴム量t           | 生・食    | 7.6              | 6.0                   | 6.4                 | 9.5                 | 9.5                 |                      |
| 工業用ゴム   | 48900 | 新ゴム量t           | 生・食    | 9.7              | 7.7                   | 8.2                 | 5.8                 | 5.8                 |                      |
| 工業用ゴム   | 49000 | 新ゴム量t           | 生・食    | 42.5             | 42.1                  | 45.6                | 35.6                | 35.6                |                      |
| 皮革製品    | (123) |                 |        |                  | 29.7                  | 28.2                | 27.1                | 50.1                | 50.1                 |
| 皮革      | 49100 | t               | 生・食    | 6.9              | 6.6                   | 6.5                 | 11.6                | 11.6                |                      |
| 皮革      | 49200 | 千足              | 非・被    | 22.8             | 21.6                  | 20.6                | 38.5                | 38.5                |                      |

| 業種・品目         | 項目    | 業種<br>品目<br>コード | 単<br>位 | 特<br>格<br>類<br>付 | 生産指数<br>付加価値額<br>ウェイト | 生産指数<br>生産額<br>ウェイト | 出荷指数<br>出荷額<br>ウェイト | 在庫指数<br>在庫額<br>ウェイト | 在庫率指数<br>在庫額<br>ウェイト |
|---------------|-------|-----------------|--------|------------------|-----------------------|---------------------|---------------------|---------------------|----------------------|
| 家具工業          | (124) |                 |        |                  | 75.8                  | 60.1                | 64.8                | 113.9               | 113.9                |
| 金属製家具         | (125) |                 |        |                  | 42.2                  | 32.9                | 35.5                | 38.0                | 38.0                 |
| 金属製家具         | 49300 | 個               | 資・事    | 5.9              | 4.6                   | 4.9                 | 7.2                 | 7.2                 |                      |
| 金属製家具         | 49400 | 個               | 資・事    | 4.7              | 3.7                   | 4.1                 | 4.1                 | 4.1                 |                      |
| 金属製家具         | 49500 | 個               | 資・事    | 5.4              | 4.2                   | 4.5                 | 6.8                 | 6.8                 |                      |
| 金属製家具         | 49600 | 個               | 資・事    | 5.6              | 4.4                   | 4.6                 | 5.5                 | 5.5                 |                      |
| 金属製家具         | 49700 | セット             | 建・建    | 14.3             | 11.1                  | 12.1                | 10.6                | 10.6                |                      |
| 金属製家具         | 49800 | 平方m             | 資・事    | 6.3              | 4.9                   | 5.3                 | 3.8                 | 3.8                 |                      |
| 木製家具          | (126) |                 |        |                  | 33.6                  | 27.2                | 29.3                | 75.9                | 75.9                 |
| 木製家具          | 49900 | 個               | 耐・装    | 3.6              | 2.9                   | 3.5                 | 21.8                | 21.8                |                      |
| 木製家具          | 50000 | 個               | 耐・装    | 4.4              | 3.6                   | 3.9                 | 8.3                 | 8.3                 |                      |
| 木製家具          | 50100 | 個               | 耐・装    | 8.4              | 6.8                   | 7.3                 | 14.4                | 14.4                |                      |
| 木製家具          | 50200 | 個               | 耐・装    | 4.5              | 3.6                   | 4.0                 | 7.8                 | 7.8                 |                      |
| 木製家具          | 50300 | 個               | 耐・装    | 6.6              | 5.4                   | 6.0                 | 13.0                | 13.0                |                      |
| 木製家具          | 50400 | 個               | 耐・装    | 6.1              | 4.9                   | 4.6                 | 10.6                | 10.6                |                      |
| 木材・木製品工業      | (127) |                 |        |                  | 127.9                 | 126.2               | 135.7               | 237.3               | 237.3                |
| 繊維板・パーティクルボード | 50500 | 千立方m            | 建・建    | 11.9             | 9.7                   | 8.9                 | 15.9                | 15.9                |                      |
| 繊維板・パーティクルボード | 50571 | 千立方m            | 建・建    | 4.8              | 3.9                   | 3.6                 | 6.4                 | 6.4                 |                      |
| 繊維板・パーティクルボード | 50572 | 千立方m            | 生・食    | 7.1              | 5.8                   | 5.3                 | 9.5                 | 9.5                 |                      |
| 製管            | 50600 | 千立方m            | 建・建    | 55.8             | 60.1                  | 66.5                | 113.9               | 113.9               |                      |
| 製管            | 50700 | 立方m             | 建・建    | 22.7             | 20.9                  | 21.9                | 66.8                | 66.8                |                      |
| 製管            | 50771 | 立方m             | 建・建    | 15.9             | 14.6                  | 15.3                | 46.8                | 46.8                |                      |
| 製管            | 50772 | 立方m             | 生・食    | 6.8              | 6.3                   | 6.6                 | 20.0                | 20.0                |                      |
| 製管            | 50800 | 立方m             | 建・建    | 37.5             | 35.5                  | 38.4                | 40.7                | 40.7                |                      |
| 製管            | 50871 | 立方m             | 建・建    | 18.8             | 17.8                  | 19.2                | 20.4                | 20.4                |                      |
| 製管            | 50872 | 立方m             | 生・食    | 18.7             | 17.7                  | 19.2                | 20.3                | 20.3                |                      |
| その他製品工業       | (128) |                 |        |                  | 68.7                  | 59.3                | 68.3                | 96.1                | 90.1                 |
| 楽器            | (129) |                 |        |                  | 14.2                  | 8.0                 | 9.0                 | 16.7                | 10.7                 |
| 電子楽器          | 50900 | 台               | 耐・教    | 7.3              | 3.5                   | 3.9                 | 7.4                 | 7.4                 |                      |
| 電子楽器          | 51000 | 台               | 耐・教    | 3.2              | 1.6                   | 1.9                 | 3.3                 | 3.3                 |                      |
| 電子楽器          | 51100 | 本               | 資・他    | 3.7              | 2.9                   | 3.2                 | 6.0                 | —                   |                      |
| 電子楽器          | 51171 | 本               | 資・他    | 1.7              | 1.3                   | 1.4                 | 2.7                 | —                   |                      |
| 電子楽器          | 51172 | 本               | 耐・教    | 2.0              | 1.6                   | 1.8                 | 3.3                 | —                   |                      |
| 文具            | (130) |                 |        |                  | 19.7                  | 12.0                | 14.0                | 40.8                | 40.8                 |
| シヤペン          | 51200 | 千本              | 非・教    | 3.8              | 1.8                   | 1.9                 | 5.1                 | 5.1                 |                      |
| シヤペン          | 51271 | 千本              | 非・教    | 1.7              | 0.8                   | 0.9                 | 2.3                 | 2.3                 |                      |
| シヤペン          | 51272 | 千本              | 生・他    | 2.1              | 1.0                   | 1.0                 | 2.8                 | 2.8                 |                      |
| シヤペン          | 51300 | 千本              | 非・教    | 11.3             | 7.2                   | 8.2                 | 21.0                | 21.0                |                      |
| シヤペン          | 51371 | 千本              | 非・教    | 5.1              | 3.2                   | 3.7                 | 9.5                 | 9.5                 |                      |
| シヤペン          | 51372 | 千本              | 生・他    | 6.2              | 4.0                   | 4.5                 | 11.5                | 11.5                |                      |
| シヤペン          | 51400 | 千本              | 非・教    | 4.6              | 3.0                   | 3.9                 | 14.7                | 14.7                |                      |
| シヤペン          | 51471 | 千本              | 非・教    | 2.3              | 1.5                   | 2.0                 | 7.4                 | 7.4                 |                      |
| シヤペン          | 51472 | 千本              | 生・他    | 2.3              | 1.5                   | 1.9                 | 7.3                 | 7.3                 |                      |
| 玩具            | (131) |                 |        |                  | 34.8                  | 39.3                | 45.3                | 38.6                | 38.6                 |
| 電子玩具          | 51500 | ダース             | 耐・教    | 34.8             | 39.3                  | 45.3                | 38.6                | 38.6                |                      |
| 電子玩具          | 51571 | ダース             | 耐・教    | 17.4             | 19.7                  | 22.7                | 19.3                | 19.3                |                      |
| 電子玩具          | 51572 | ダース             | 非・教    | 17.4             | 19.6                  | 22.6                | 19.3                | 19.3                |                      |

| 業種・品目                    | 項目 | 業種<br>品目<br>コード | 単<br>位 | 特<br>殊<br>分<br>格<br>付 | 生産指数          | 生産指数        | 出荷指数        | 在庫指数        | 在庫率指数       |        |
|--------------------------|----|-----------------|--------|-----------------------|---------------|-------------|-------------|-------------|-------------|--------|
|                          |    |                 |        |                       | 付加価値額<br>ウェイト | 生産額<br>ウェイト | 出荷額<br>ウェイト | 在庫額<br>ウェイト | 在庫額<br>ウェイト |        |
| 鉱                        |    | (132)           |        |                       | 16.1          | 14.9        | 11.2        | 15.6        | 14.0        |        |
| 石                        | 業  | 51600           | 千t     | 生・他                   | 1.5           | 1.7         | 1.3         | 1.6         | —           |        |
| 金                        | 炭  | 51700           | 含有量g   | 生・鉱                   | 0.5           | 0.4         | 0.3         | 0.6         | 0.6         |        |
| け                        | 鉱  | 51800           | 千t     |                       | 1.1           | 1.1         | 0.8         | 1.2         | 1.2         |        |
| け                        | 石  | 51871           | 千t     | 建・土                   | 0.7           | 0.7         | 0.5         | 0.7         | 0.7         |        |
| け                        | 石  | 51872           | 千t     | 生・鉱                   | 0.4           | 0.4         | 0.3         | 0.5         | 0.5         |        |
| 石                        | 石  | 51900           | 千t     |                       | 7.2           | 7.4         | 5.6         | 11.3        | 11.3        |        |
| 石                        | 石  | 51971           | 千t     | 建・土                   | 5.0           | 5.2         | 3.9         | 7.9         | 7.9         |        |
| 石                        | 石  | 51972           | 千t     | 生・鉱                   | 2.2           | 2.2         | 1.7         | 3.4         | 3.4         |        |
| 原                        | 油  | 52000           | kl     | 生・鉱                   | 1.0           | 0.6         | 0.5         | 0.9         | 0.9         |        |
| 天                        | 然  | 52100           | 千立方m   | 生・他                   | 4.8           | 3.7         | 2.7         | —           | —           |        |
| (参考)                     |    |                 |        |                       |               |             |             |             |             |        |
| 産業総合(鉱工業、電力・ガス事業、新聞・出版業) |    |                 |        |                       | (400)         | 10784.8     | 11011.0     | 11040.9     | 10000.0     | 9473.1 |
| 産業総合(鉱工業、新聞・出版業)         |    |                 |        |                       | (401)         | 10159.1     | 10167.3     | 10135.1     | 10000.0     | 9473.1 |
| 産業総合(鉱工業、電力・ガス事業)        |    |                 |        |                       | (402)         | 10625.7     | 10843.7     | 10905.8     | 10000.0     | 9473.1 |
| 機 械 工 業                  |    |                 |        |                       | (403)         | 4772.0      | 4886.6      | 5066.5      | 3257.7      | 2911.0 |
| 機械工業(除. 船舶・鉄道車両)         |    |                 |        |                       | (404)         | 4676.1      | 4794.4      | 4960.3      | 3257.7      | 2911.0 |
| 電気機械工業(旧分類)              |    |                 |        |                       | (405)         | 2189.4      | 2262.9      | 2247.4      | 1425.9      | 1247.0 |
| 化学工業(含. 化学繊維)            |    |                 |        |                       | (406)         | 1216.0      | 890.2       | 904.7       | 1503.9      | 1495.1 |
| 繊維工業(除. 化学繊維)            |    |                 |        |                       | (407)         | 294.3       | 218.4       | 233.8       | 468.3       | 468.3  |
| 電力・ガス事業                  |    |                 |        |                       | (408)         | 625.7       | 843.7       | 905.8       | —           | —      |
| 電 力                      |    |                 |        |                       | 60100         | 516.2       | 734.5       | 788.6       | —           | —      |
| ガ ス                      |    |                 |        |                       | 60200         | 109.5       | 109.2       | 117.2       | —           | —      |
| 新 聞 ・ 出 版 業              |    |                 |        |                       | (409)         | 159.1       | 167.3       | 135.1       | —           | —      |
| 新 聞                      |    |                 |        |                       | 60300         | 70.8        | 66.4        | 53.6        | —           | —      |
| 書 籍                      |    |                 |        |                       | 60400         | 32.6        | 37.0        | 29.9        | —           | —      |
| 月 刊 誌                    |    |                 |        |                       | 60500         | 40.7        | 46.7        | 37.7        | —           | —      |
| 週 刊 誌                    |    |                 |        |                       | 60600         | 15.0        | 17.2        | 13.9        | —           | —      |
| 情 報 化 関 連 資 本 財          |    |                 |        |                       | (410)         | 298.6       | 408.0       | 448.6       | 68.3        | 68.3   |
| 情 報 化 関 連 消 費 財          |    |                 |        |                       | (411)         | 126.6       | 149.6       | 145.1       | —           | —      |
| 情 報 化 関 連 生 産 財          |    |                 |        |                       | (412)         | 1138.2      | 1142.6      | 1087.5      | 559.0       | 559.0  |

(2) 稼働率指数及び生産能力指数

| 業種・品目                 | 項目 | 業種<br>品目<br>コード | 単<br>位  | 生産能力指数          | 稼働率指数         |
|-----------------------|----|-----------------|---------|-----------------|---------------|
|                       |    |                 |         | 付加価値評価額<br>ウェイト | 付加価値額<br>ウェイト |
| 製 造 工 業               |    | (001)           |         | 10000.0         | 10000.0       |
| 鉄 鋼 業                 |    | (002)           |         | 656.9           | 579.1         |
| 鉄 粗 鋼 ( 転 炉 )         |    | 00100           | t       | 16.0            | 18.5          |
| 鉄 粗 鋼 ( 電 気 炉 )       |    | 00200           | t       | 28.9            | 31.4          |
| 鉄 熱 間 圧 延 鋼 材         |    | 00300           | t       | 16.8            | 13.4          |
| 鉄 冷 延 広 幅 帯 鋼         |    | 00400           | t       | 426.9           | 364.8         |
| 鉄 可 鍛 鑄 鉄             |    | 00500           | t       | 149.5           | 142.9         |
| 鉄 00600               |    | 00600           | t       | 18.8            | 8.1           |
| 非 鉄 金 属 工 業           |    | (003)           |         | 245.0           | 291.2         |
| 非 鉄 金 属 地 金           |    | (004)           |         | 29.0            | 36.9          |
| 電 気 金                 |    | 00700           | kg      | 8.9             | 10.7          |
| 電 気 銀                 |    | 00800           | kg      | 2.4             | 2.8           |
| 電 気 銅                 |    | 00900           | t       | 13.8            | 18.8          |
| 電 気 鉛                 |    | 01000           | t       | 3.9             | 4.6           |
| 非 鉄 金 属 加 工 品         |    | (005)           |         | 216.0           | 254.3         |
| 伸 銅 製 品               |    | 01100           | t       | 30.6            | 36.7          |
| アルミニウム圧延製品            |    | 01200           | t       | 53.8            | 64.5          |
| アルミニウムはく              |    | 01300           | t       | 5.9             | 7.9           |
| 銅電線・ケーブル              |    | 01400           | 導体t     | 66.3            | 69.6          |
| アルミニウム線               |    | 01500           | 導体t     | 7.2             | 3.0           |
| 通信用ケーブル光ファイバ製品        |    | 01600           | km core | 18.2            | 20.0          |
| ダイカスト                 |    | 01700           | t       | 34.0            | 52.6          |
| 金 属 製 品 工 業           |    | (006)           |         | 348.2           | 332.2         |
| 鉄 骨 ・ 橋 り よ う         |    | 01800           | t       | 179.5           | 171.2         |
| か さ ね 板 ば ね           |    | 01900           | t       | 16.5            | 8.5           |
| 線 ば ね                 |    | 02000           | t       | 29.9            | 26.3          |
| 超 硬 チ ッ プ             |    | 02100           | kg      | 22.6            | 23.6          |
| 飲 料 用 アルミニウム缶         |    | 02200           | t       | 99.7            | 102.6         |
| 一 般 機 械 工 業           |    | (007)           |         | 1531.8          | 1344.8        |
| 内 燃 機 関               |    | 02300           | 千PS     | 99.1            | 108.8         |
| プ ル ド ー ザ ン           |    | 02400           | 台       | 16.9            | 17.2          |
| 建 設 用 ク レ ー ン         |    | 02500           | 台       | 51.1            | 23.0          |
| シ ョ ベ ル 系 掘 削 機 械     |    | 02600           | 台       | 226.1           | 179.3         |
| 射 出 成 形 機 械           |    | 02700           | t       | 51.8            | 58.2          |
| ポ ン プ                 |    | 02800           | t       | 76.2            | 59.3          |
| 油 圧 ポ ン プ             |    | 02900           | 台       | 29.3            | 33.3          |
| 空 気 圧 シ リ ン ダ         |    | 03000           | 台       | 16.6            | 28.4          |
| 空 気 圧 バ ル ブ           |    | 03100           | 千台      | 19.7            | 36.3          |
| 装 輪 式 ト ラ ク タ         |    | 03200           | 台       | 74.2            | 61.5          |
| 動 力 耕 う ん 機           |    | 03300           | 台       | 20.7            | 11.8          |
| コ ン バ イ ン 機           |    | 03400           | 台       | 121.4           | 38.5          |
| 金 属 工 作 機 械           |    | 03500           | t       | 204.6           | 186.4         |
| 織 維 機 械               |    | 03600           | 百万円     | 45.9            | 39.6          |
| 工 業 用 ミ シ ン           |    | 03700           | 台       | 25.8            | 26.0          |
| 複 写 機                 |    | 03800           | 台       | 110.5           | 96.7          |
| 金 銭 登 録 機             |    | 03900           | 台       | 12.4            | 7.4           |
| パ ッ ケ ー ジ 形 エ ア コ ン   |    | 04000           | 台       | 38.3            | 10.4          |
| 冷 凍 ・ 冷 蔵 シ ョ ー ケ ー ス |    | 04100           | 台       | 36.2            | 17.5          |
| 電 動 工 具               |    | 04200           | 台       | 60.5            | 48.6          |

| 業種・品目                 | 項目                   | 業種<br>品目<br>コード | 単 位  | 生産能力指数          | 稼働率指数         |
|-----------------------|----------------------|-----------------|------|-----------------|---------------|
|                       |                      |                 |      | 付加価値評価額<br>ウェイト | 付加価値額<br>ウェイト |
|                       | 飲料用自動販売機             | 04300           | 台    | 50.0            | 53.6          |
|                       | 軸受                   | 04400           | t    | 144.5           | 203.0         |
| 電 気 機 械 工 業           | (008)                |                 |      | 881.6           | 814.0         |
|                       | 標準三相誘導電動機            | 04500           | kW   | 9.6             | 5.2           |
|                       | 非標準三相誘導電動機           | 04600           | kW   | 33.9            | 26.3          |
|                       | 標準変圧器                | 04700           | kVA  | 19.4            | 15.5          |
|                       | 非標準変圧器               | 04800           | kVA  | 11.9            | 4.6           |
|                       | エアコン①                | 04900           | 台    | 235.8           | 219.6         |
|                       | 電子レンジ①               | 05000           | 台    | 32.6            | 32.0          |
|                       | 電気冷蔵庫①               | 05100           | 台    | 179.7           | 157.7         |
|                       | 電気洗濯機①               | 05200           | 台    | 70.1            | 69.1          |
|                       | 電気掃除機①               | 05300           | 台    | 38.6            | 36.6          |
|                       | 蛍光灯①                 | 05400           | 千個   | 52.7            | 66.5          |
|                       | 電力計                  | 05500           | 千個   | 19.7            | 12.4          |
|                       | 工業用計測制御機器            | 05600           | 百万円  | 86.6            | 79.9          |
|                       | 筒形マンガン乾電池            | 05700           | 千個   | 14.0            | 7.7           |
|                       | 鉛蓄電池                 | 05800           | 鉛量t  | 77.0            | 80.9          |
| 情 報 通 信 機 械 工 業       | (009)                |                 |      | 482.6           | 431.2         |
|                       | 電話機                  | 05900           | 台    | 18.6            | 11.7          |
|                       | ボタンの電話装置             | 06000           | 百万円  | 15.6            | 9.1           |
|                       | ファクシミリ               | 06100           | 台    | 30.0            | 15.1          |
|                       | 電子交換機                | 06200           | 百万円  | 41.7            | 46.1          |
|                       | 搬送装置                 | 06300           | 百万円  | 59.8            | 100.2         |
|                       | カラーテレビ①              | 06400           | 台    | 89.4            | 24.2          |
|                       | ビデオテープレコーダ①          | 06500           | 台    | 32.3            | 10.2          |
|                       | ビデオカメラ①              | 06600           | 台    | 37.6            | 50.7          |
|                       | ヘッドホンステレオ①           | 06700           | 台    | 19.6            | 4.9           |
|                       | パーソナルコンピュータ          | 06800           | 台    | 138.0           | 159.0         |
|                       | (特掲：家庭用電気製品)①の合計     | (010)           |      | 735.7           | 605.0         |
| 電 子 部 品 ・ デ バ イ ス 工 業 | (011)                |                 |      | 997.9           | 1278.4        |
|                       | コンデンサ                | 06900           | 百万個  | 148.2           | 177.5         |
|                       | リジッドプリント配線板          | 07000           | 千平方m | 210.6           | 238.1         |
|                       | 磁気テープ                | 07100           | 千平方m | 25.7            | 19.5          |
|                       | ブラウン管                | 07200           | 千本   | 20.7            | 18.6          |
|                       | トランジスタ               | 07300           | 千個   | 36.8            | 68.3          |
|                       | バイポーラ型半導体集積回路(ウエハ)   | 07400           | 千枚   | 14.4            | 18.8          |
|                       | モス型半導体集積回路(ウエハ)      | 07500           | 千枚   | 541.5           | 737.6         |
| 輸 送 機 械 工 業           | (012)                |                 |      | 1686.8          | 1651.4        |
|                       | 乗用車②                 | 07600           | 台    | 1074.3          | 1204.5        |
|                       | 普通トラック・けん引車・バス②      | 07700           | 台    | 225.3           | 159.3         |
|                       | 軽・小型トラック②            | 07800           | 台    | 164.0           | 105.5         |
|                       | 輸送機械用エアコン            | 07900           | 台    | 52.3            | 64.2          |
|                       | 二輪自動車                | 08000           | 台    | 99.9            | 56.0          |
|                       | 自転車                  | 08100           | 台    | 11.9            | 10.2          |
|                       | フォークリフトトラック          | 08200           | 台    | 32.0            | 34.8          |
|                       | ショベルトラック             | 08300           | 台    | 27.1            | 16.9          |
|                       | (特掲：乗用車・バス・トラック)②の合計 | (013)           |      | 1463.6          | 1469.3        |

| 業種・品目             | 項目                   | 業種<br>品目<br>コード | 単 位  | 生産能力指数          | 稼働率指数         |
|-------------------|----------------------|-----------------|------|-----------------|---------------|
|                   |                      |                 |      | 付加価値評価額<br>ウェイト | 付加価値額<br>ウェイト |
| 精 密 機 械 工 業       | (014)                |                 |      | 71.0            | 69.4          |
|                   | ガスメータ                | 08400           | 個    | 16.8            | 15.3          |
|                   | 3.5mmカメラ             | 08500           | 台    | 16.3            | 13.6          |
|                   | ウオッチ                 | 08600           | 千個   | 30.1            | 36.6          |
|                   | 電池式クロック              | 08700           | 千個   | 7.8             | 3.9           |
| 窯 業 ・ 土 石 製 品 工 業 | (015)                |                 |      | 740.2           | 637.9         |
|                   | 板ガラス                 | 08800           | 千換算箱 | 111.7           | 73.3          |
|                   | 安全ガラス                | 08900           | 千平方m | 54.6            | 53.0          |
|                   | ガラス短繊維               | 09000           | t    | 27.2            | 28.3          |
|                   | ガラス長繊維               | 09100           | t    | 27.0            | 33.7          |
|                   | ガラス基礎製品(ガラスバルブ・ガラス管) | 09200           | t    | 35.4            | 35.7          |
|                   | ガラス基礎製品(光学用ガラス素地)    | 09300           | t    | 24.7            | 23.7          |
|                   | ガラス製容器類              | 09400           | t    | 62.7            | 57.8          |
|                   | セメント                 | 09500           | 千t   | 108.1           | 121.3         |
|                   | 遠心力鉄筋コンクリート製品        | 09600           | t    | 105.5           | 85.6          |
|                   | 気泡コンクリート製品           | 09700           | 立方m  | 44.1            | 32.4          |
|                   | タイル                  | 09800           | 千平方m | 79.1            | 62.0          |
|                   | 耐火レンガ                | 09900           | t    | 60.1            | 31.1          |
| 化 学 工 業           | (016)                |                 |      | 1158.0          | 1238.3        |
| 化 学 肥 料           | (017)                |                 |      | 10.7            | 11.9          |
|                   | アンモニア                | 10000           | t    | 10.7            | 11.9          |
| ソ ー ダ 工 業 薬 品     | (018)                |                 |      | 36.8            | 39.1          |
|                   | 中性ソーダ                | 10100           | t    | 27.7            | 32.0          |
|                   | 液体塩素                 | 10200           | t    | 9.1             | 7.1           |
| 無 機 薬 品 ・ 顔 料     | (019)                |                 |      | 54.8            | 60.6          |
|                   | 硝酸鉛                  | 10300           | t    | 6.1             | 6.6           |
|                   | 硫酸鉛                  | 10400           | t    | 2.2             | 2.4           |
|                   | 硫酸第二鉄                | 10500           | t    | 8.1             | 7.3           |
|                   | 硫酸チタン                | 10600           | t    | 13.9            | 15.5          |
|                   | カーボンブラック             | 10700           | t    | 12.3            | 15.9          |
|                   | 活性炭                  | 10800           | t    | 5.6             | 4.9           |
|                   | 硫酸                   | 10900           | t    | 6.6             | 8.0           |
| 高 圧 ガ ス           | (020)                |                 |      | 8.4             | 8.0           |
|                   | 酸素ガス                 | 11000           | 千立方m | 8.4             | 8.0           |
| 石 油 系 芳 香 族       | (021)                |                 |      | 64.0            | 70.8          |
|                   | 純ベンゼン③               | 11100           | t    | 18.8            | 18.1          |
|                   | 純トルエン③               | 11200           | t    | 6.6             | 6.8           |
|                   | キシレン③                | 11300           | t    | 14.8            | 17.4          |
|                   | パラキシレン③              | 11400           | t    | 23.8            | 28.5          |
| 環 式 中 間 物         | (022)                |                 |      | 126.2           | 156.1         |
|                   | スチレンモノマー③            | 11500           | t    | 40.1            | 47.3          |
|                   | フェノール③               | 11600           | t    | 28.6            | 36.9          |
|                   | 無水フタル酸③              | 11700           | t    | 4.9             | 5.3           |
|                   | 高純度テレフタル酸③           | 11800           | t    | 24.6            | 32.0          |
|                   | シクロヘキサン              | 11900           | t    | 6.3             | 6.8           |
|                   | プロラクタム               | 12000           | t    | 17.1            | 24.5          |
|                   | 有機ゴム薬品               | 12100           | t    | 4.6             | 3.3           |

| 業種・品目           | 項目 | 業種<br>品目<br>コード | 単 位  | 生産能力指数          |               | 稼働率指数           |               |
|-----------------|----|-----------------|------|-----------------|---------------|-----------------|---------------|
|                 |    |                 |      | 付加価値評価額<br>ウェイト | 付加価値額<br>ウェイト | 付加価値評価額<br>ウェイト | 付加価値額<br>ウェイト |
| 有機薬品            |    | (023)           |      | 149.3           | 172.7         |                 |               |
| エチレン③           |    | 12200           | t    | 16.8            | 21.4          |                 |               |
| エチレングリコール③      |    | 12300           | t    | 21.0            | 25.2          |                 |               |
| 酢酸③             |    | 12400           | t    | 4.8             | 6.0           |                 |               |
| 二塩化エチレン③        |    | 12500           | t    | 23.4            | 27.6          |                 |               |
| ポリプロピレングリコール③   |    | 12600           | t    | 12.0            | 13.7          |                 |               |
| 合成アセトン③         |    | 12700           | t    | 13.4            | 15.7          |                 |               |
| アクリロニトリル③       |    | 12800           | t    | 16.8            | 20.8          |                 |               |
| 合成オクタノール③       |    | 12900           | t    | 7.0             | 7.3           |                 |               |
| 合成ブタノール③        |    | 13000           | t    | 11.4            | 14.8          |                 |               |
| ブタジエン③          |    | 13100           | t    | 5.4             | 7.1           |                 |               |
| ホルマリン           |    | 13200           | t    | 4.6             | 4.0           |                 |               |
| フタル酸系可塑剤        |    | 13300           | t    | 12.7            | 9.1           |                 |               |
| プラスチック          |    | (024)           |      | 314.3           | 342.1         |                 |               |
| ポリエチレン③         |    | 13400           | t    | 67.1            | 78.6          |                 |               |
| ポリスチレン③         |    | 13500           | t    | 52.1            | 53.4          |                 |               |
| ポリプロピレン③        |    | 13600           | t    | 45.3            | 54.8          |                 |               |
| フェノール樹脂         |    | 13700           | t    | 19.6            | 14.4          |                 |               |
| メラミン樹脂          |    | 13800           | t    | 9.7             | 6.6           |                 |               |
| 不飽和ポリエステル樹脂     |    | 13900           | t    | 11.0            | 9.7           |                 |               |
| アルキド樹脂          |    | 14000           | t    | 9.5             | 6.2           |                 |               |
| エポキシ樹脂          |    | 14100           | t    | 11.4            | 14.6          |                 |               |
| メタクリル樹脂         |    | 14200           | t    | 12.7            | 13.7          |                 |               |
| ポリビニルアルコール      |    | 14300           | t    | 9.9             | 10.6          |                 |               |
| 塩化ビニル樹脂         |    | 14400           | t    | 40.6            | 46.2          |                 |               |
| ポリカーボネート        |    | 14500           | t    | 17.9            | 24.5          |                 |               |
| ポリアセタール         |    | 14600           | t    | 7.5             | 8.8           |                 |               |
| 合成ゴム            |    | (025)           |      | 117.8           | 133.0         |                 |               |
| 合成ゴム③           |    | 14700           | t    | 117.8           | 133.0         |                 |               |
| 写真感光材料          |    | (026)           |      | 58.4            | 71.1          |                 |               |
| 写真フィルム          |    | 14800           | 千平方m | 48.8            | 60.3          |                 |               |
| 印刷画紙            |    | 14900           | 千平方m | 9.6             | 10.8          |                 |               |
| 石けん・合成洗剤        |    | (027)           |      | 109.3           | 79.1          |                 |               |
| 直分脂肪酸           |    | 15000           | t    | 3.0             | 2.7           |                 |               |
| 石けん             |    | 15100           | t    | 30.5            | 16.3          |                 |               |
| 合成洗剤            |    | 15200           | t    | 75.8            | 60.1          |                 |               |
| 塗料・印刷インキ        |    | (028)           |      | 108.0           | 93.8          |                 |               |
| 塗料              |    | 15300           | t    | 80.1            | 62.9          |                 |               |
| 印刷インキ           |    | 15400           | t    | 27.9            | 30.9          |                 |               |
| (特掲、石油化学製品)③の合計 |    | (029)           |      | 576.5           | 671.7         |                 |               |
| 石油・石炭製品工業       |    | (030)           |      | 117.3           | 124.9         |                 |               |
| 石油製品            |    | 15500           | 千kl  | 111.0           | 117.8         |                 |               |
| コークス            |    | 15600           | 千t   | 6.3             | 7.1           |                 |               |

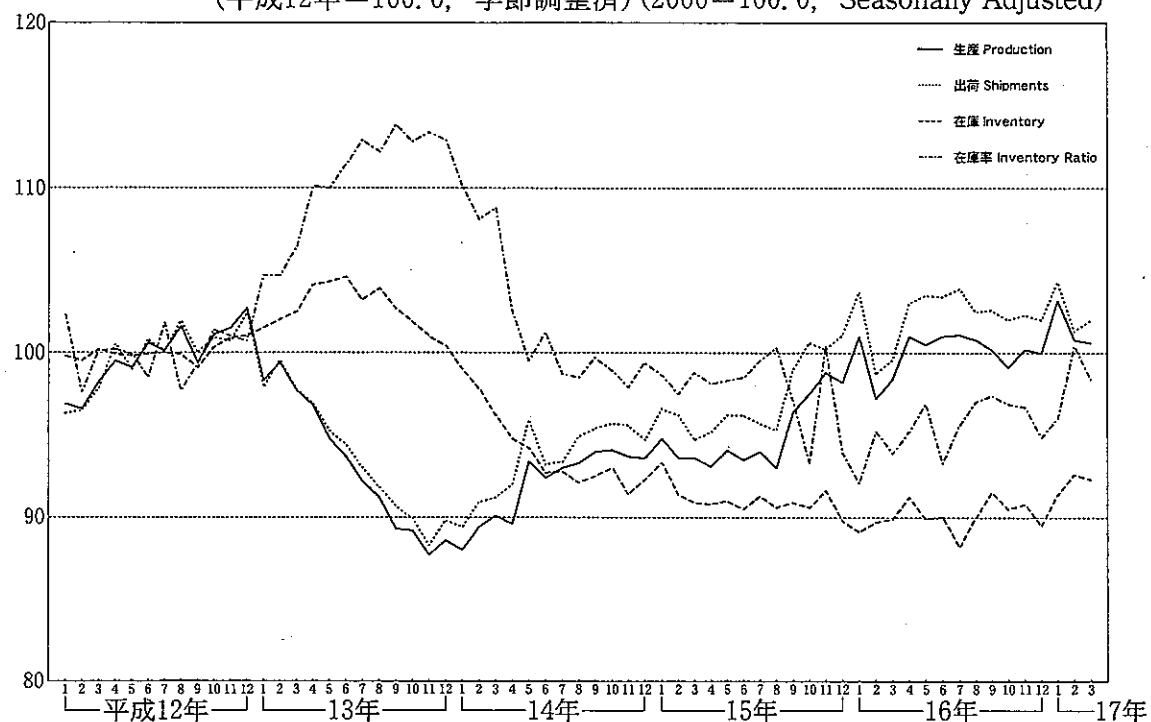
| 業種・品目                   | 項目 | 業種<br>品目<br>コード | 単 位    | 生産能力指数          |               | 稼働率指数           |               |
|-------------------------|----|-----------------|--------|-----------------|---------------|-----------------|---------------|
|                         |    |                 |        | 付加価値評価額<br>ウェイト | 付加価値額<br>ウェイト | 付加価値評価額<br>ウェイト | 付加価値額<br>ウェイト |
| パルプ・紙・紙加工品工業            |    | (031)           |        | 391.7           | 466.8         |                 |               |
| パルプ                     |    | 15700           | t      | 58.9            | 58.5          |                 |               |
| 紙                       |    | 15800           | t      | 224.1           | 263.7         |                 |               |
| 板紙                      |    | 15900           | t      | 54.1            | 73.1          |                 |               |
| 段ボールシート                 |    | 16000           | 千平方m   | 54.6            | 71.5          |                 |               |
| 繊維工業                    |    | (032)           |        | 468.6           | 495.7         |                 |               |
| 合成繊維(長繊維)               |    | 16100           | t      | 49.8            | 45.2          |                 |               |
| 合成繊維(短繊維)               |    | 16200           | t      | 39.0            | 40.7          |                 |               |
| 紡績糸物                    |    | 16300           | 千錠     | 11.6            | 14.5          |                 |               |
| 織物                      |    | 16400           | 台      | 65.8            | 74.1          |                 |               |
| タオル                     |    | 16500           | 台      | 4.9             | 8.2           |                 |               |
| ニット・衣服縫製品               |    | 16600           | 台      | 168.3           | 176.4         |                 |               |
| 靴                       |    | 16700           | 台      | 26.2            | 26.2          |                 |               |
| 綿ふとん                    |    | 16800           | 台      | 26.7            | 32.7          |                 |               |
| タフテッドカーペット              |    | 16900           | 台      | 11.8            | 13.7          |                 |               |
| 不織布                     |    | 17000           | t      | 42.9            | 44.8          |                 |               |
| ニット生地                   |    | 17100           | 台      | 21.6            | 19.2          |                 |               |
| その他の工業                  |    | (033)           |        | 222.4           | 244.7         |                 |               |
| 自動車用タイヤ                 |    | 17200           | 新ゴム量 t | 161.8           | 204.4         |                 |               |
| 金属製事務用机                 |    | 17300           | 個      | 16.9            | 13.1          |                 |               |
| 金属製回転式いす                |    | 17400           | 個      | 11.6            | 10.5          |                 |               |
| ポルペン                    |    | 17500           | 千本     | 32.1            | 16.7          |                 |               |
| (特掲、ゴム製品工業)             |    | (034)           |        | 161.8           | 204.4         |                 |               |
| (参考)<br>製造工業(除、機械工業)    |    | (400)           |        | 4348.3          | 4410.8        |                 |               |
| 機械工業                    |    | (401)           |        | 5651.7          | 5589.2        |                 |               |
| 電気機械工業(旧分類)             |    | (402)           |        | 2362.1          | 2523.6        |                 |               |
| パルプ・紙・紙加工品工業(除、段ボールシート) |    | (403)           |        | 337.1           | 395.3         |                 |               |

4. 業種別及び特殊分類別図表 4. Chart by Industry and by Use of Goods

- (1) 生産指数、生産者出荷指数、生産者製品在庫指数及び生産者製品在庫率指数
- (1) Indices of Industrial Production, Producer's Shipments, Producer's Inventory of Finished Goods and Producer's Inventory Ratio of Finished Goods

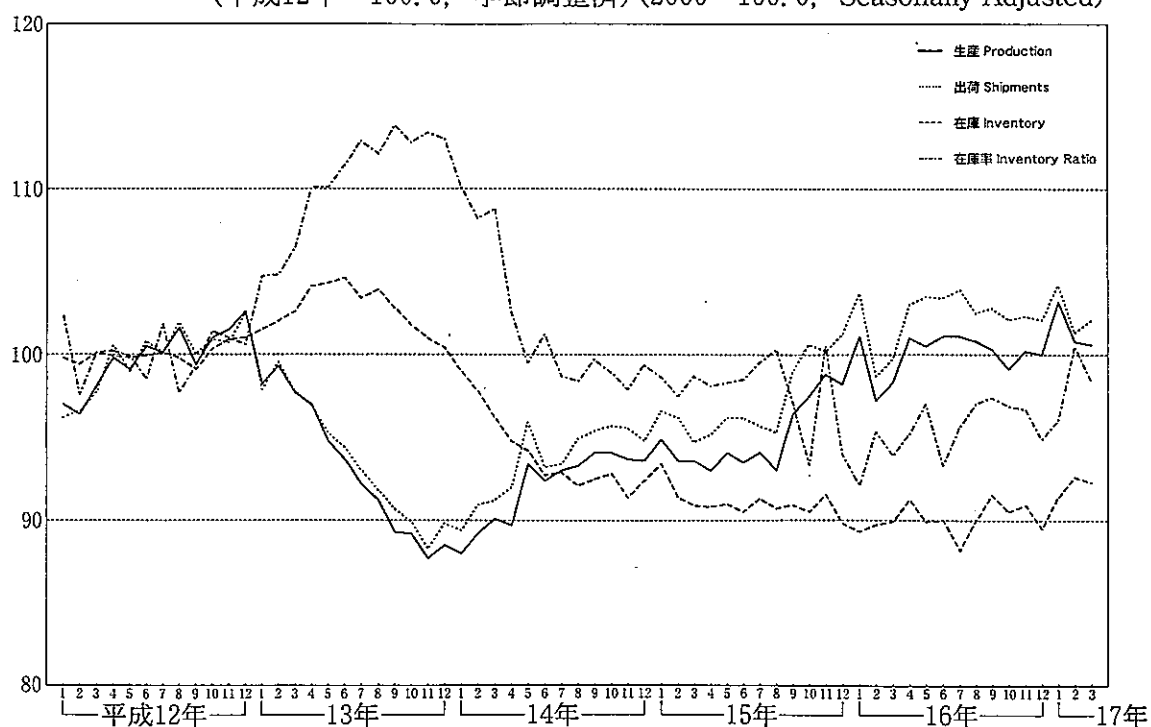
鉱工業 Mining and manufacturing

(平成12年=100.0, 季節調整済) (2000=100.0, Seasonally Adjusted)



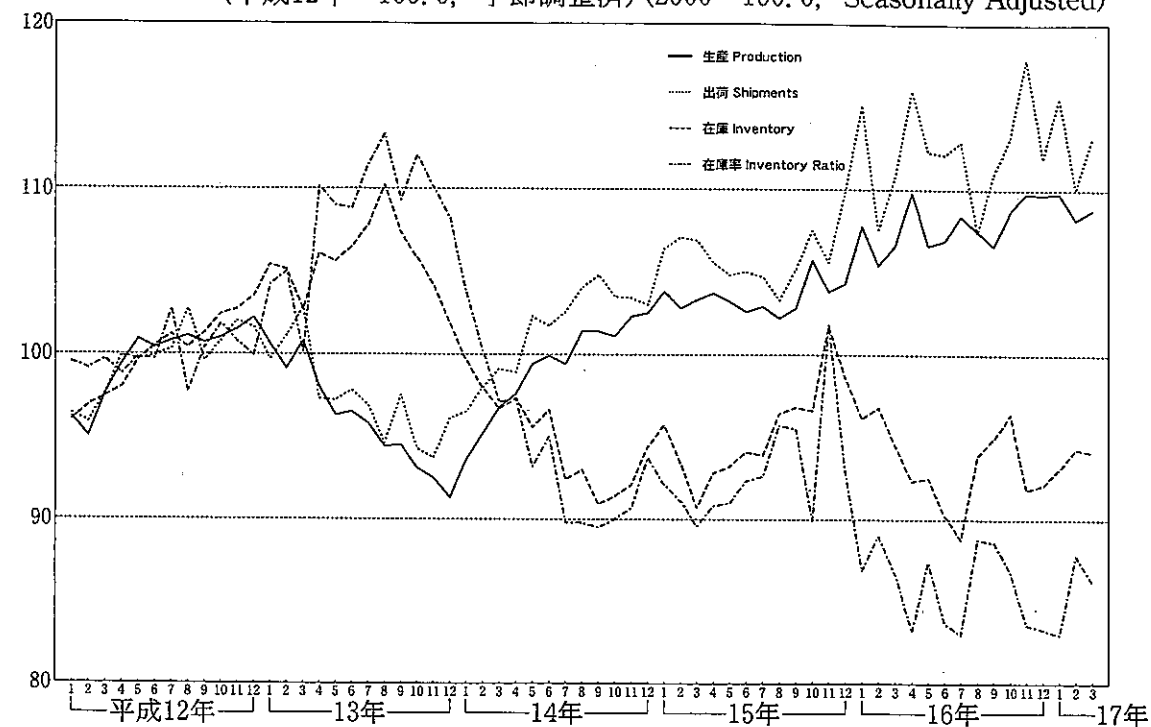
製造工業 Manufacturing

(平成12年=100.0, 季節調整済) (2000=100.0, Seasonally Adjusted)



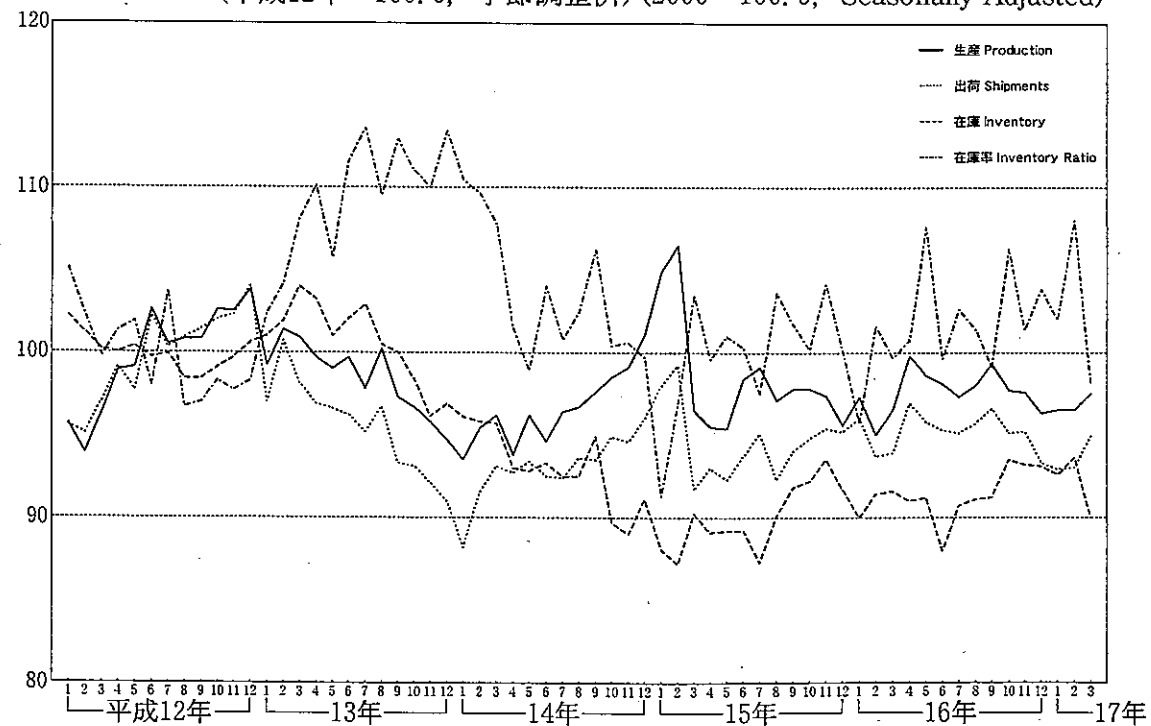
鉄鋼業 Iron and steel

(平成12年=100.0, 季節調整済) (2000=100.0, Seasonally Adjusted)



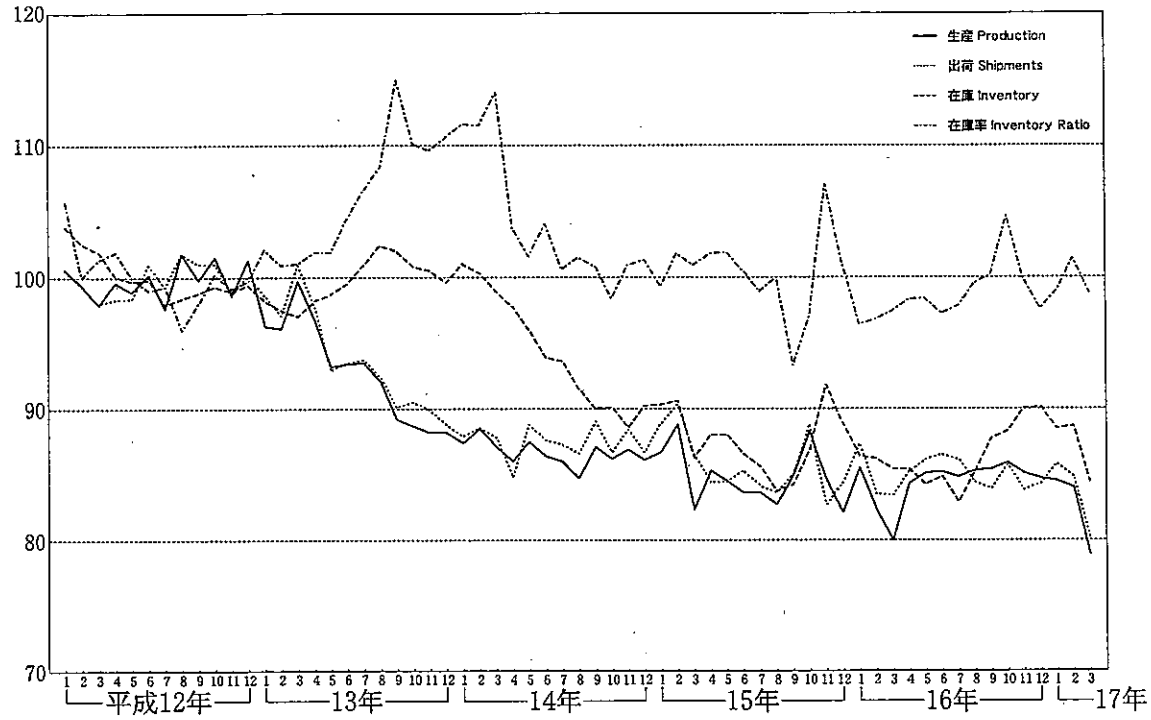
非鉄金属工業 Non-ferrous metals

(平成12年=100.0, 季節調整済) (2000=100.0, Seasonally Adjusted)



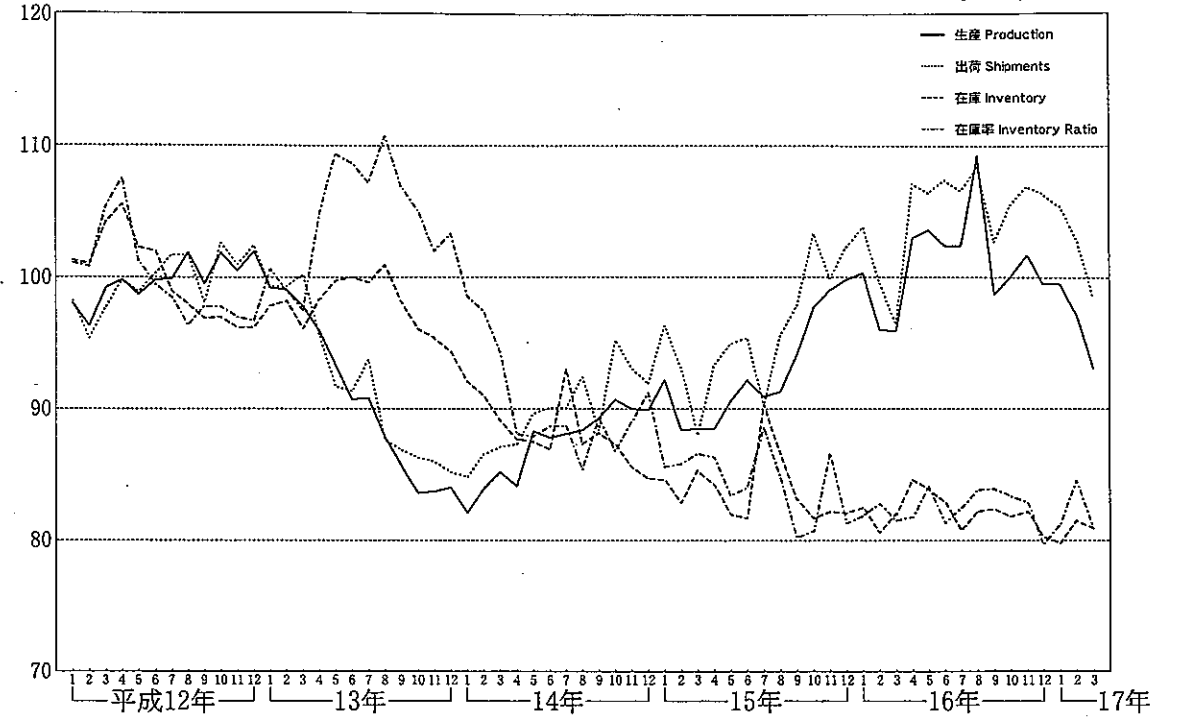
### 金属製品工業 Fabricated metals

(平成12年=100.0, 季節調整済) (2000=100.0, Seasonally Adjusted)



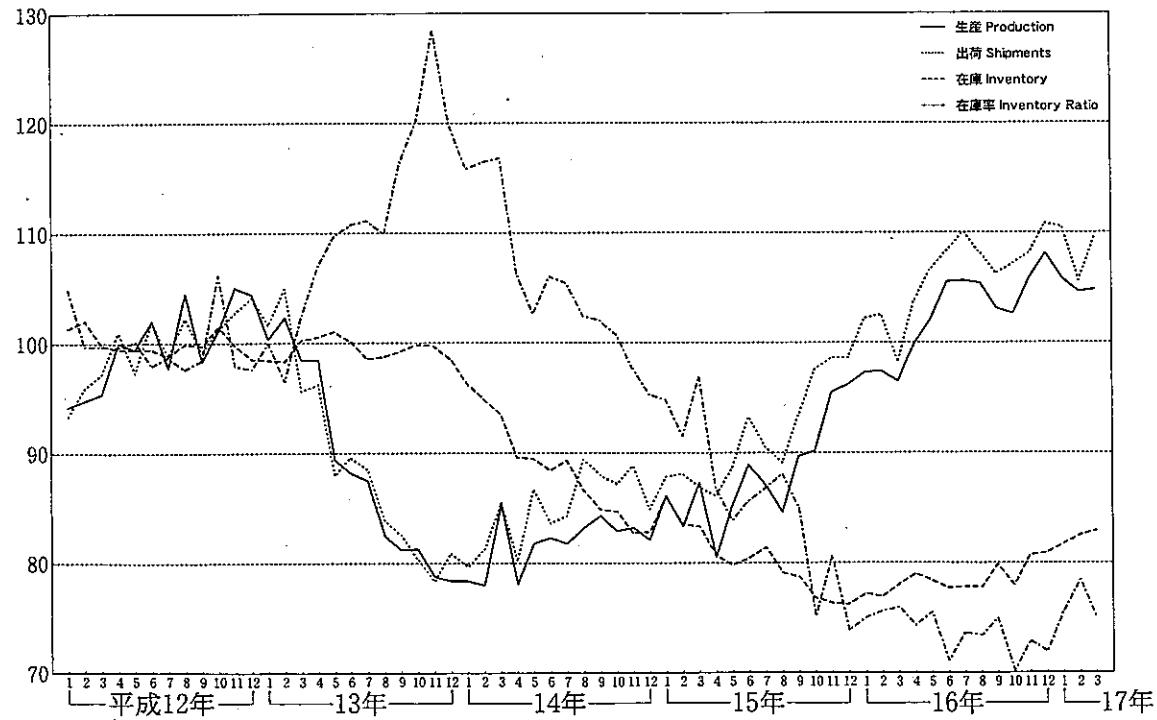
### 電気機械工業 Electrical machinery

(平成12年=100.0, 季節調整済) (2000=100.0, Seasonally Adjusted)



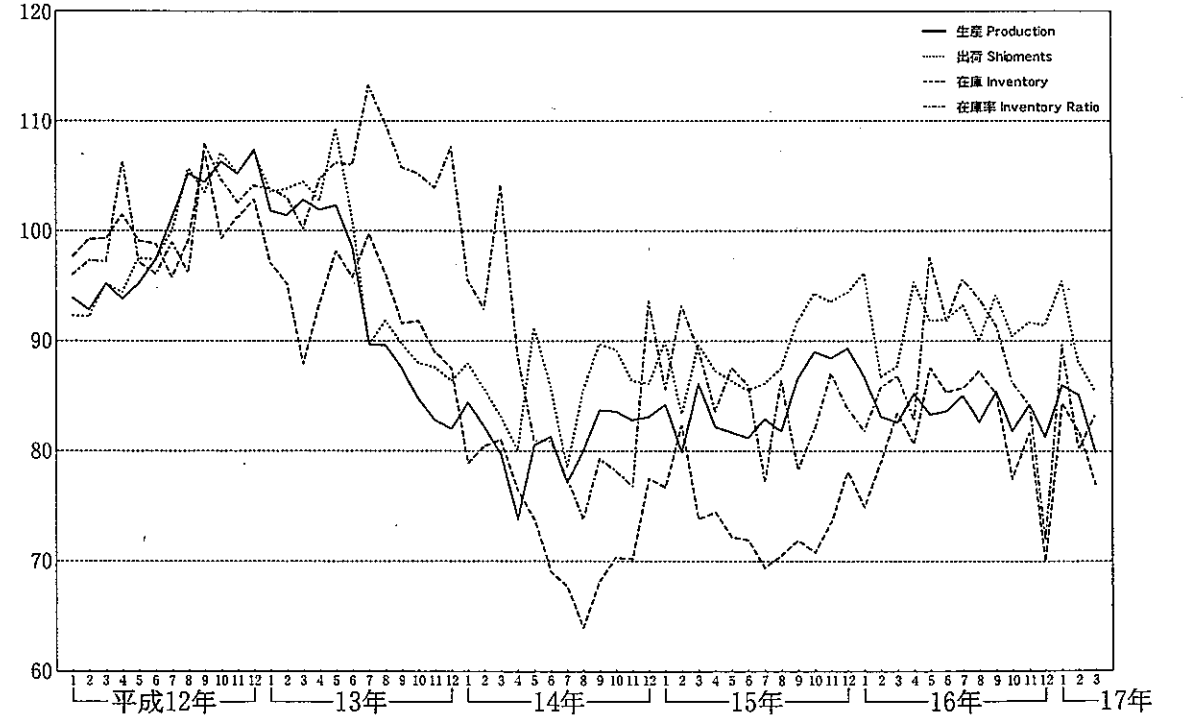
### 一般機械工業 General machinery

(平成12年=100.0, 季節調整済) (2000=100.0, Seasonally Adjusted)

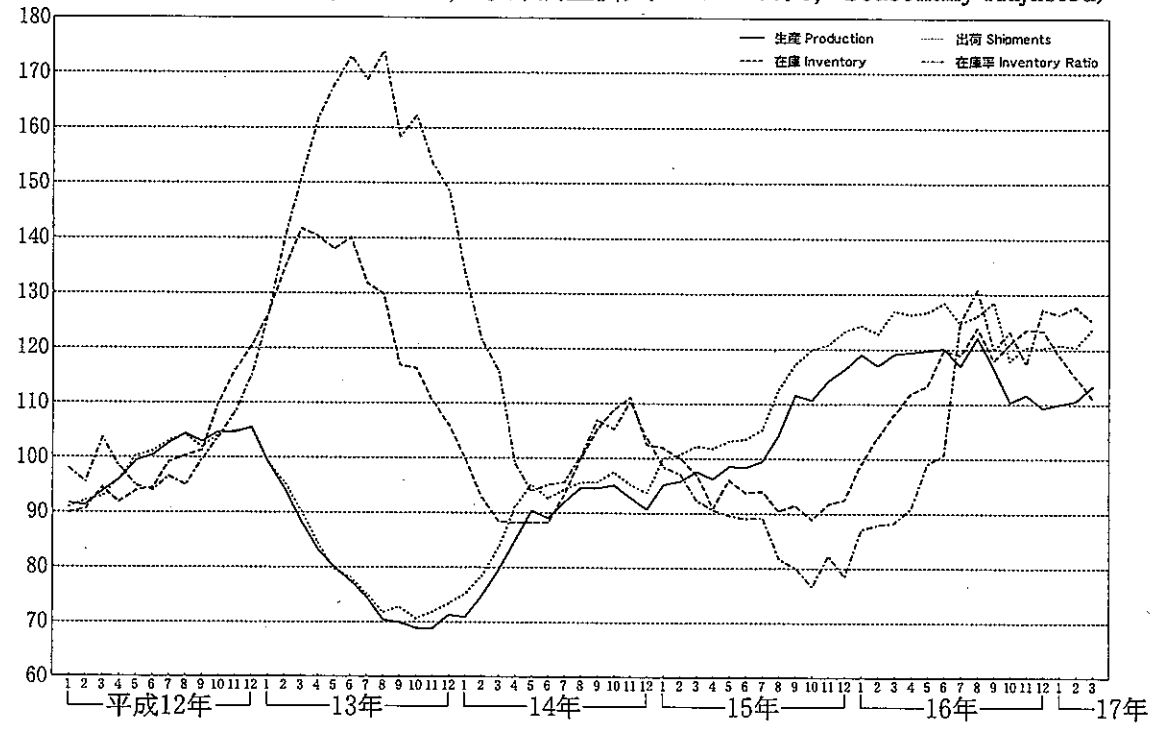


### 情報通信機械工業 Information and communication electronics equipment

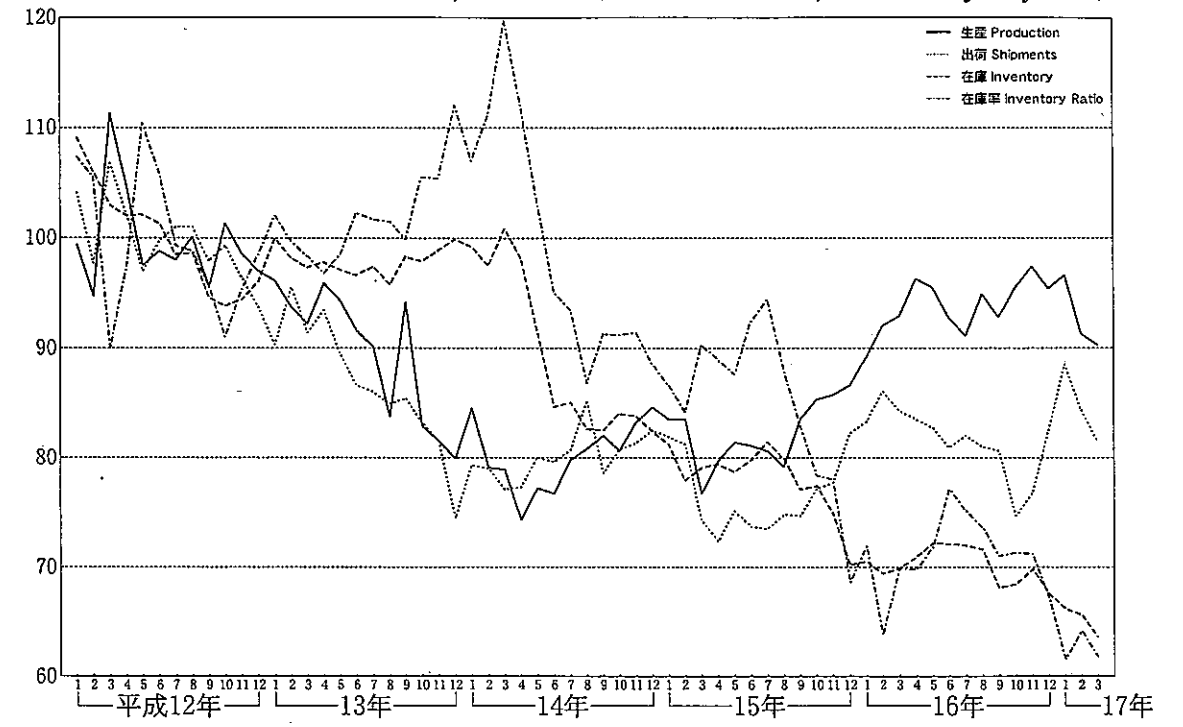
(平成12年=100.0, 季節調整済) (2000=100.0, Seasonally Adjusted)



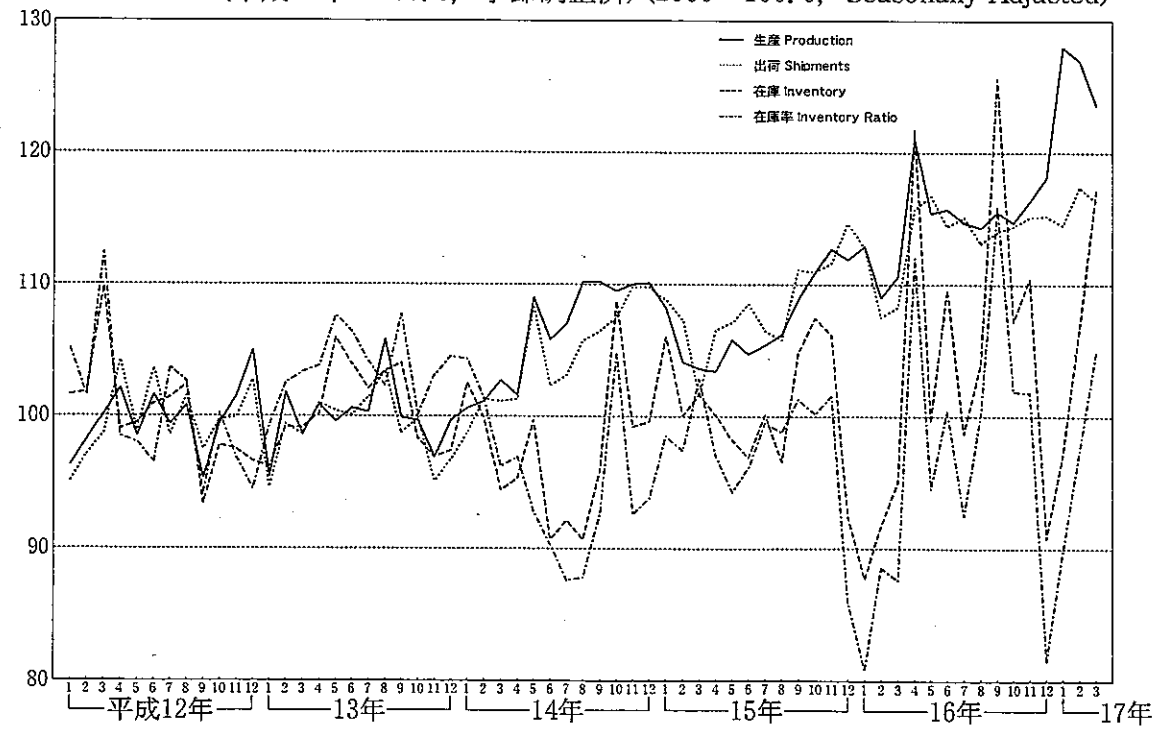
電子部品・デバイス工業 Electronic parts and devices  
 (平成12年=100.0, 季節調整済) (2000=100.0, Seasonally Adjusted)



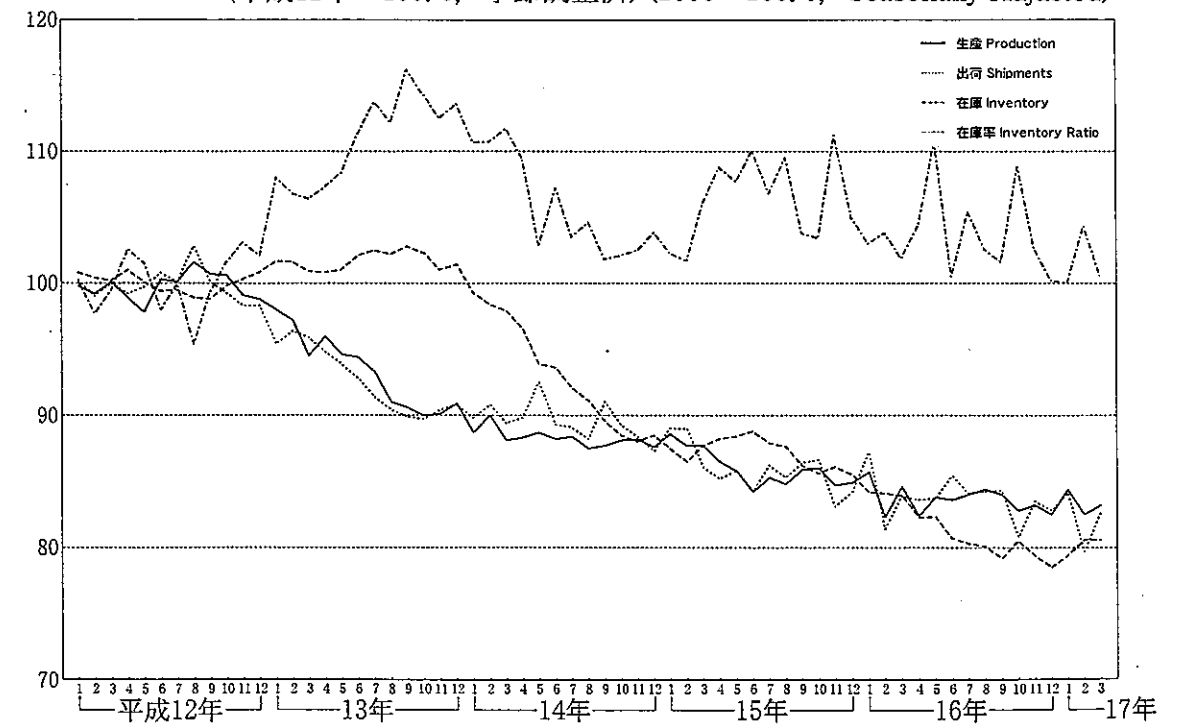
精密機械工業 Precision instruments  
 (平成12年=100.0, 季節調整済) (2000=100.0, Seasonally Adjusted)



輸送機械工業 Transport equipment  
 (平成12年=100.0, 季節調整済) (2000=100.0, Seasonally Adjusted)



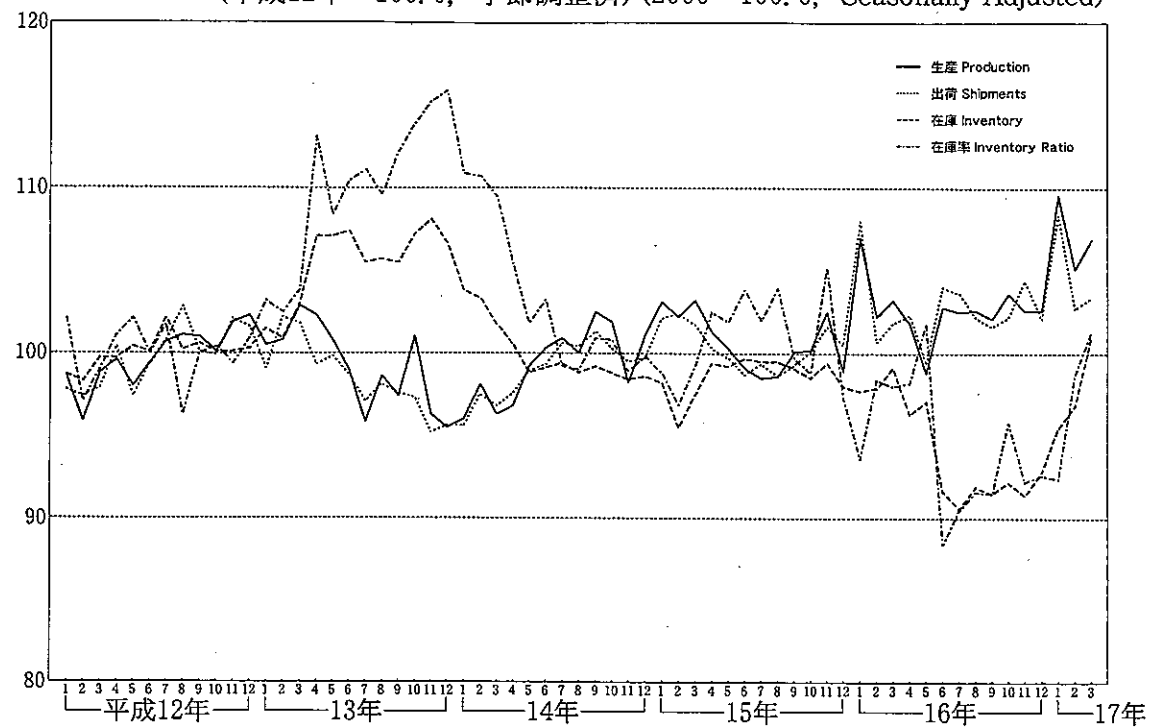
窯業・土石製品工業 Ceramics, stone and clay products  
 (平成12年=100.0, 季節調整済) (2000=100.0, Seasonally Adjusted)





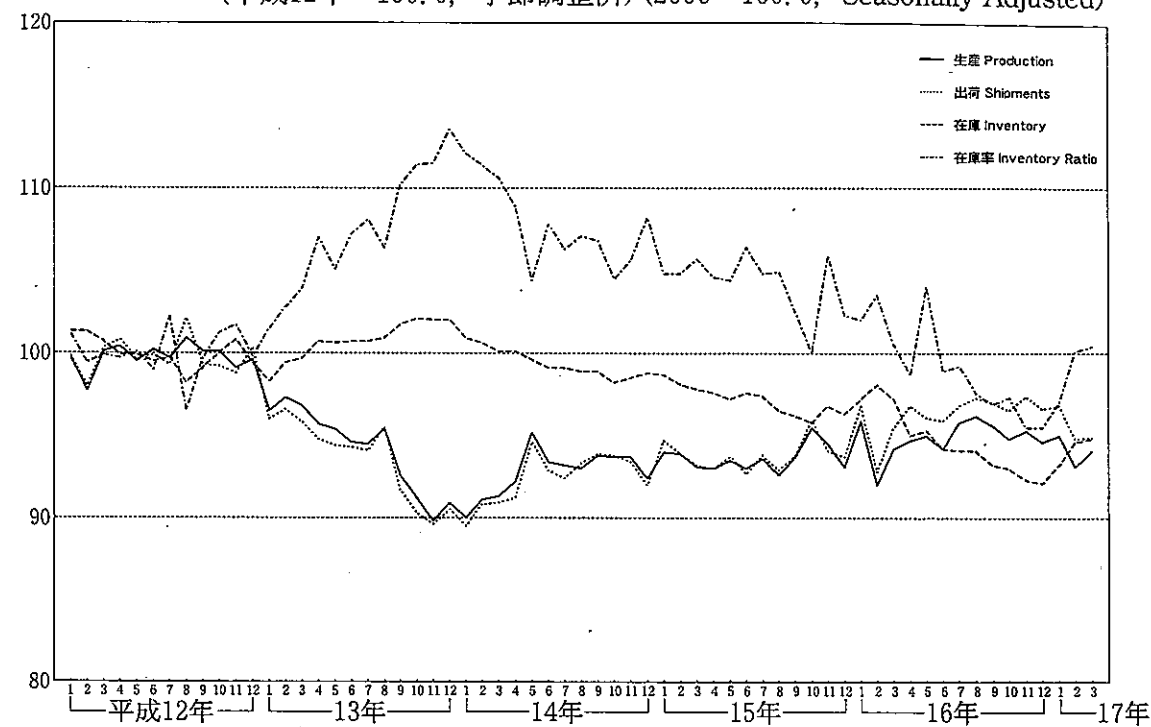
### 化学工業 Chemicals

(平成12年=100.0, 季節調整済) (2000=100.0, Seasonally Adjusted)



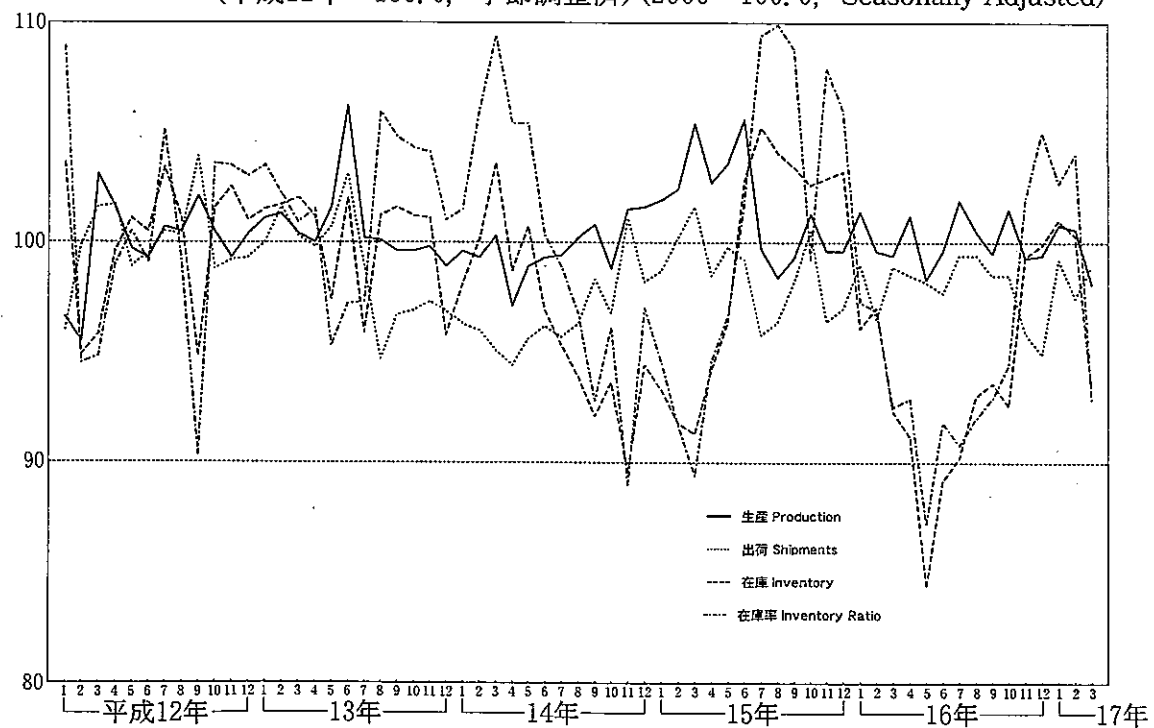
### プラスチック製品工業 Plastic products

(平成12年=100.0, 季節調整済) (2000=100.0, Seasonally Adjusted)



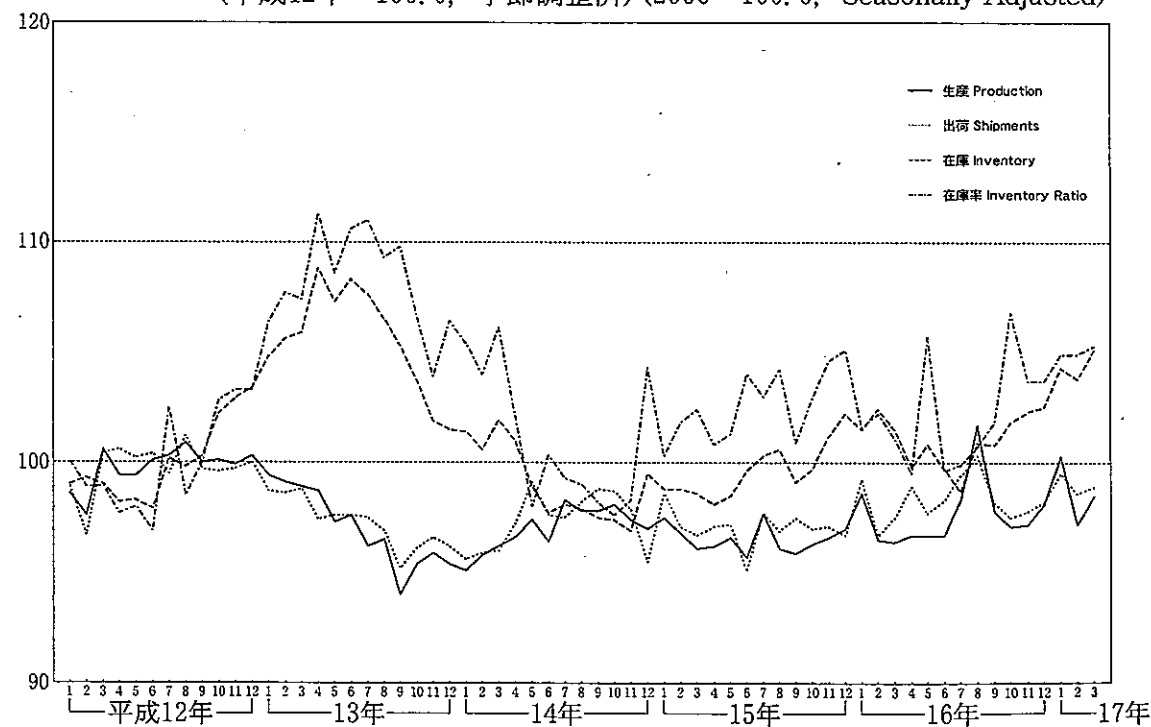
### 石油・石炭製品工業 Petroleum and coal products

(平成12年=100.0, 季節調整済) (2000=100.0, Seasonally Adjusted)



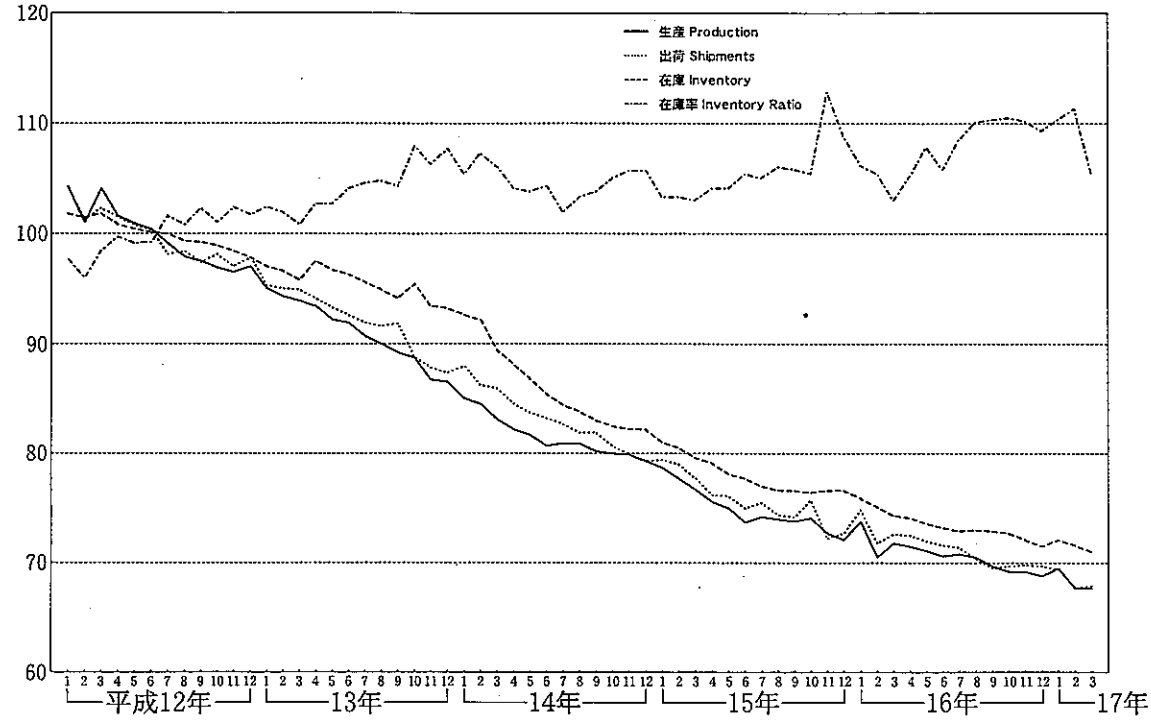
### パルプ・紙・紙加工品工業 Pulp, paper and paper products

(平成12年=100.0, 季節調整済) (2000=100.0, Seasonally Adjusted)



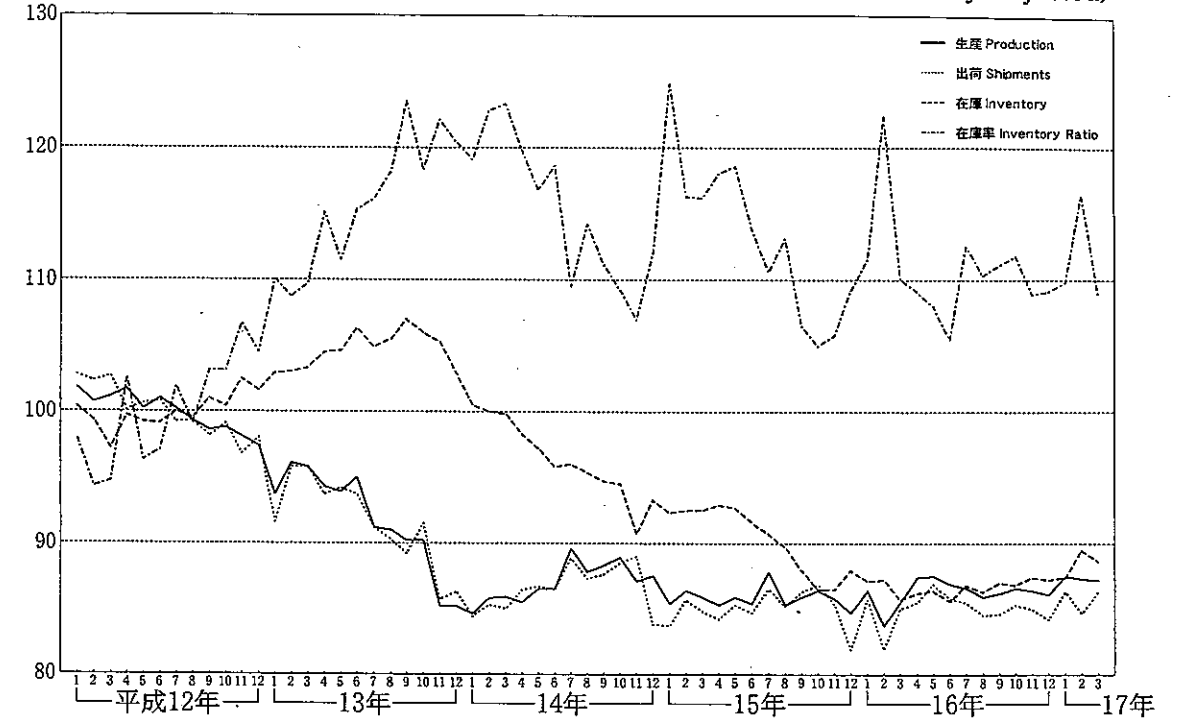
### 繊維工業 Textiles

(平成12年=100.0, 季節調整済) (2000=100.0, Seasonally Adjusted)



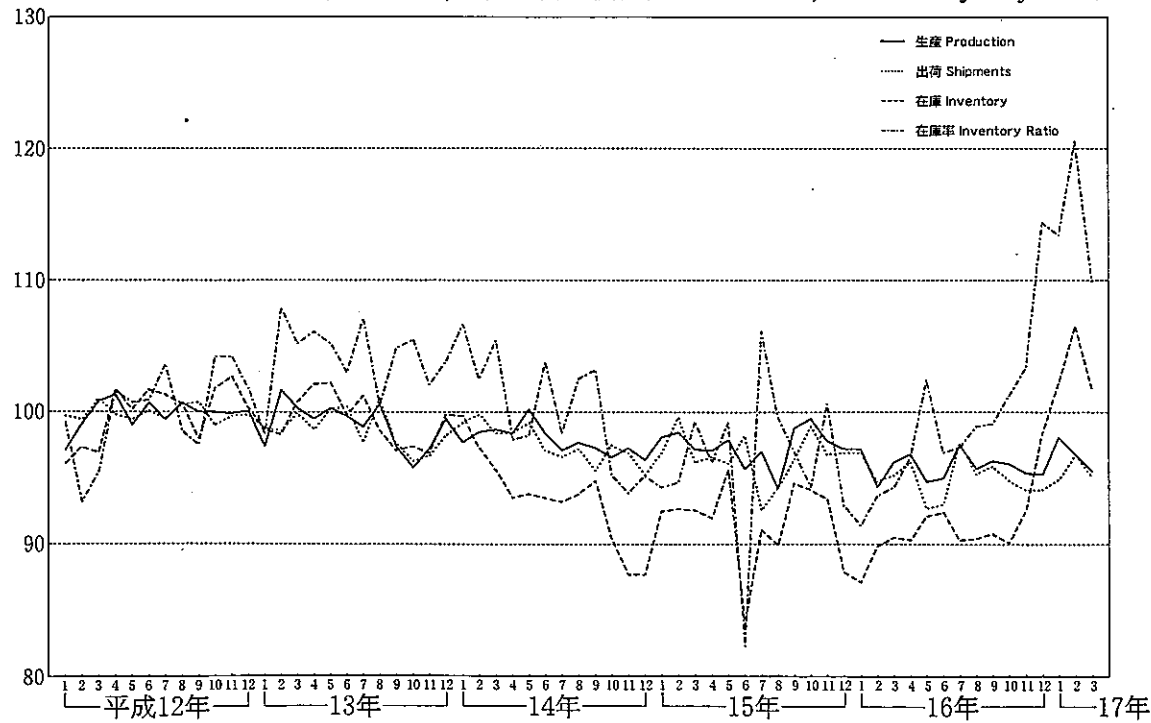
### その他工業 Other manufacturing

(平成12年=100.0, 季節調整済) (2000=100.0, Seasonally Adjusted)



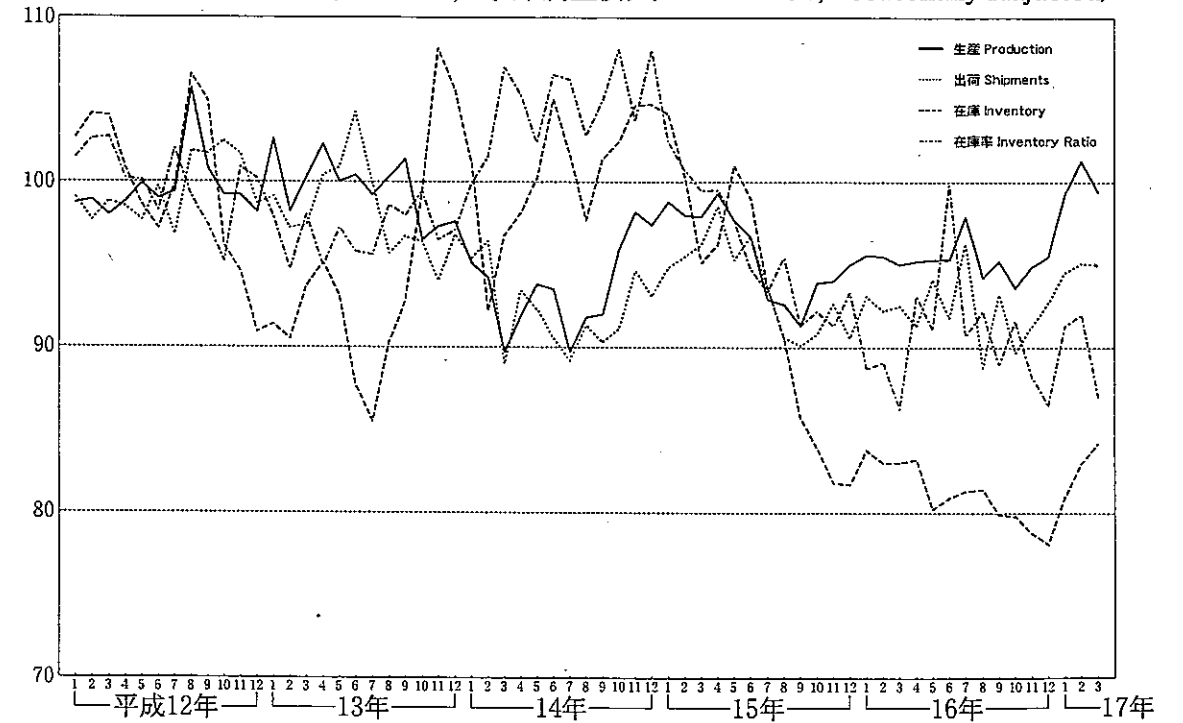
### 食料品・たばこ工業 Foods and tobacco

(平成12年=100.0, 季節調整済) (2000=100.0, Seasonally Adjusted)



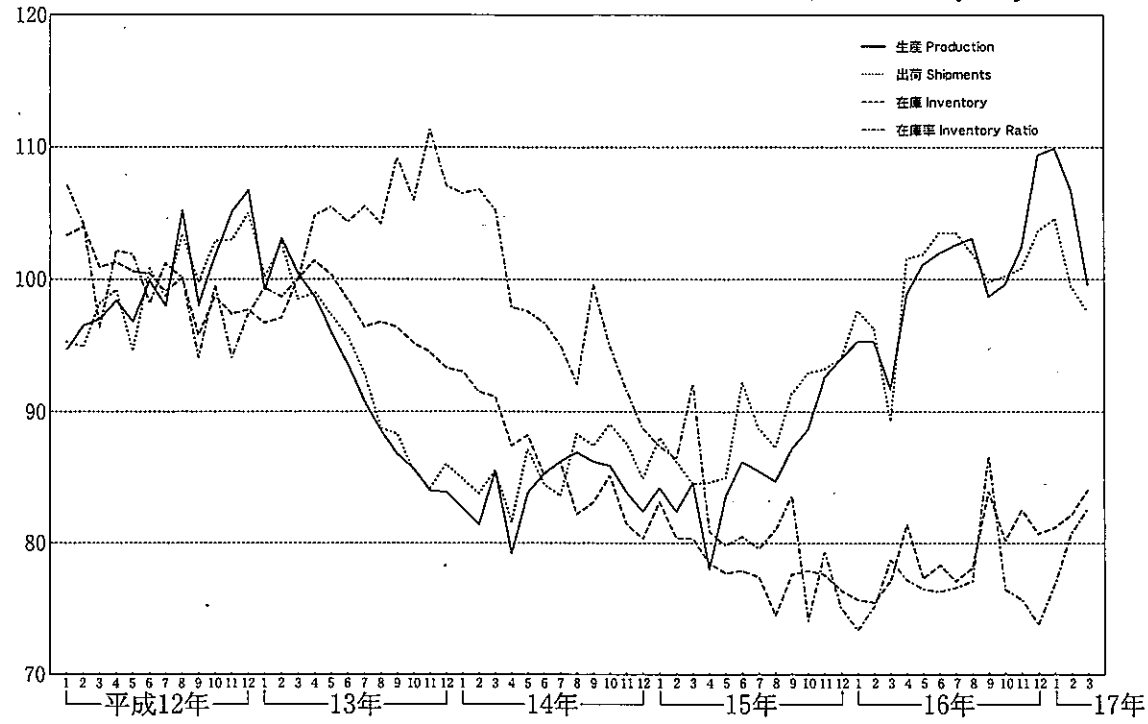
### 鉱業 Mining

(平成12年=100.0, 季節調整済) (2000=100.0, Seasonally Adjusted)



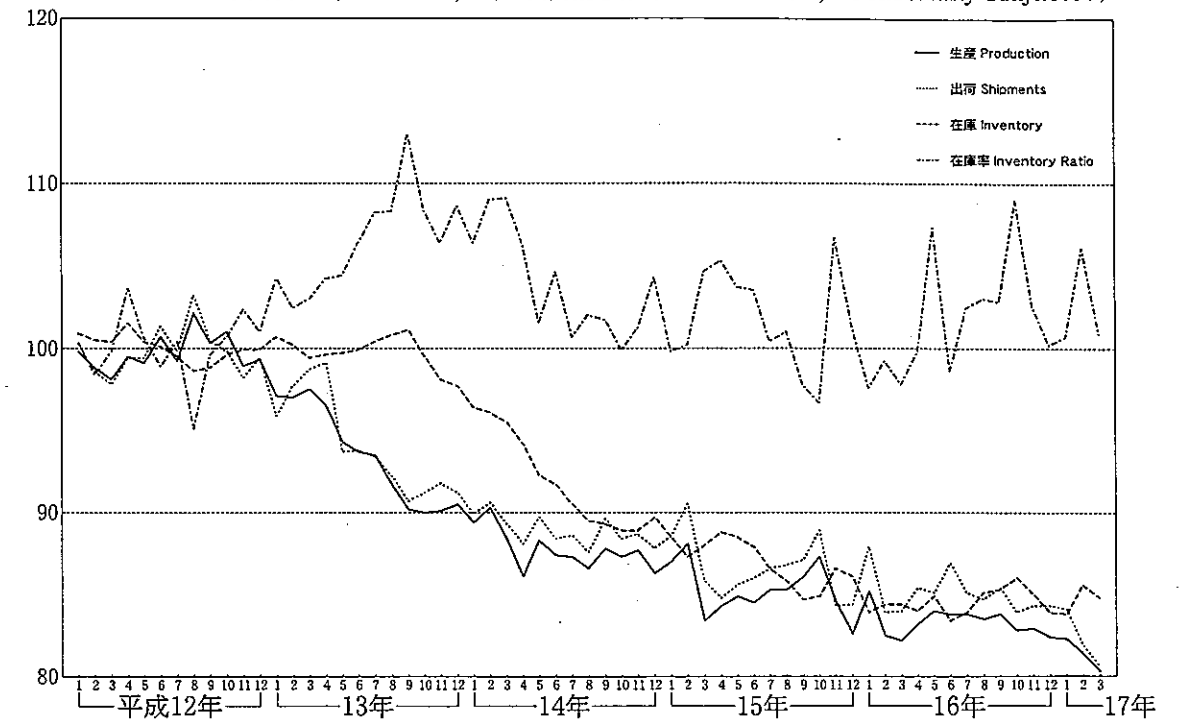
### 資本財 Capital goods

(平成12年=100.0, 季節調整済) (2000=100.0, Seasonally Adjusted)



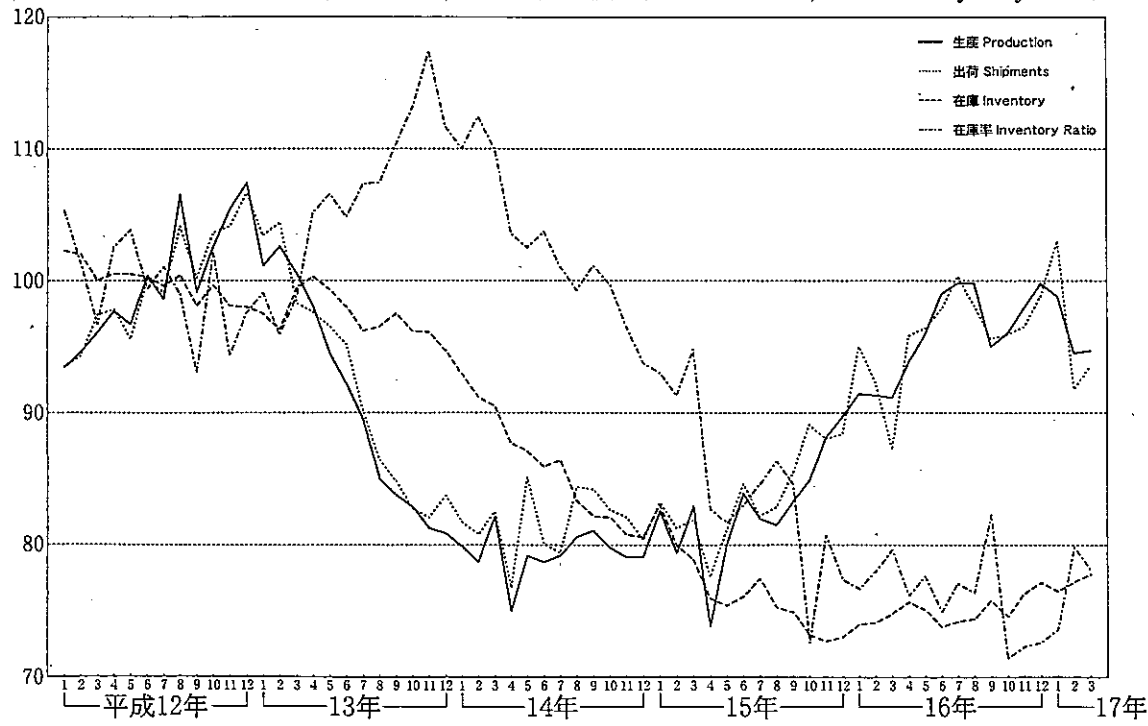
### 建設財 Construction goods

(平成12年=100.0, 季節調整済) (2000=100.0, Seasonally Adjusted)



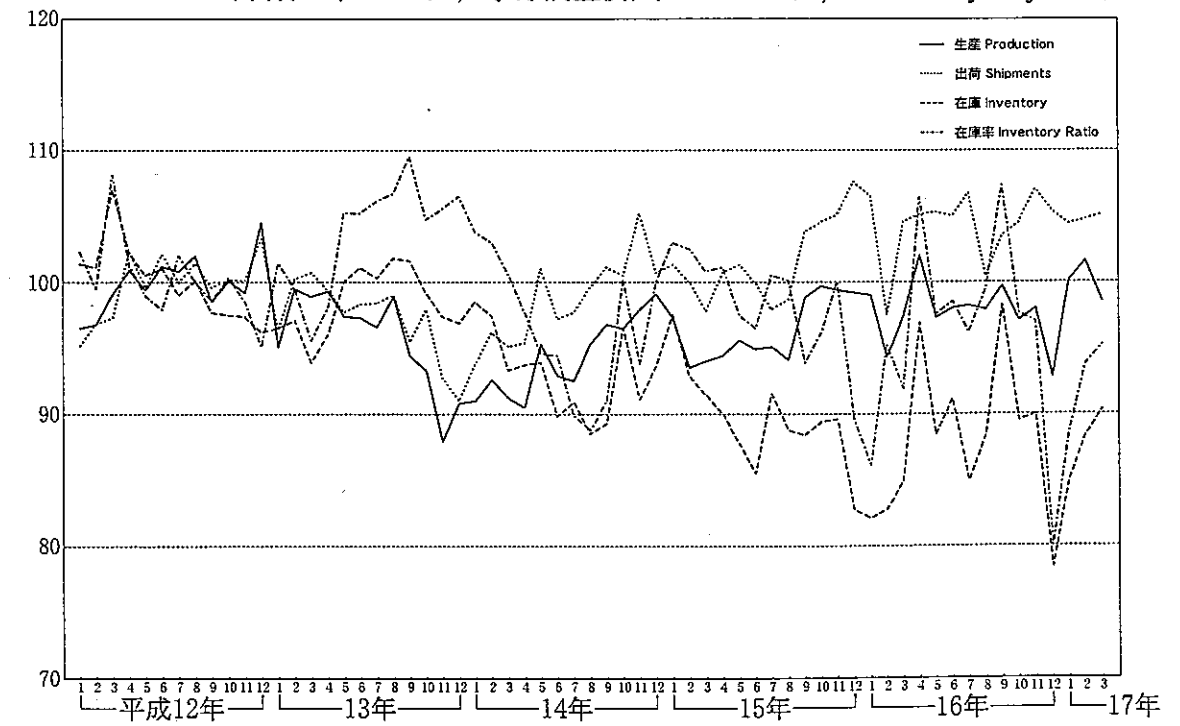
### 資本財(除. 輸送機械) Capital goods (excl. Transport equipment)

(平成12年=100.0, 季節調整済) (2000=100.0, Seasonally Adjusted)

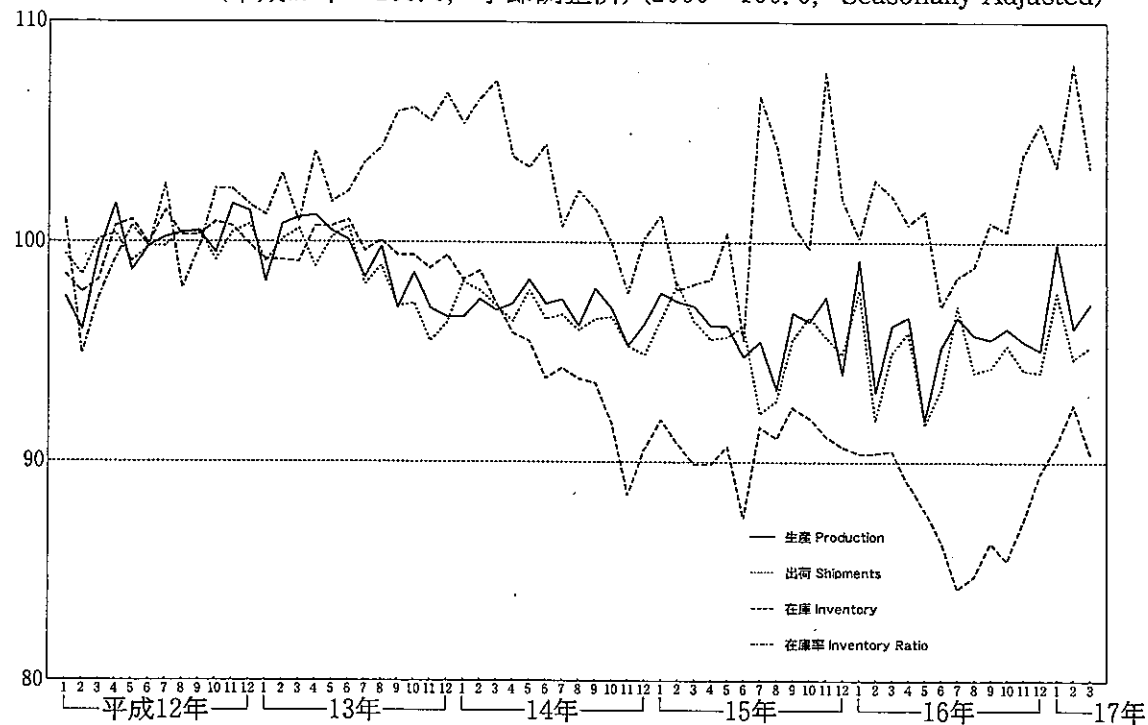


### 耐久消費財 Durable consumer goods

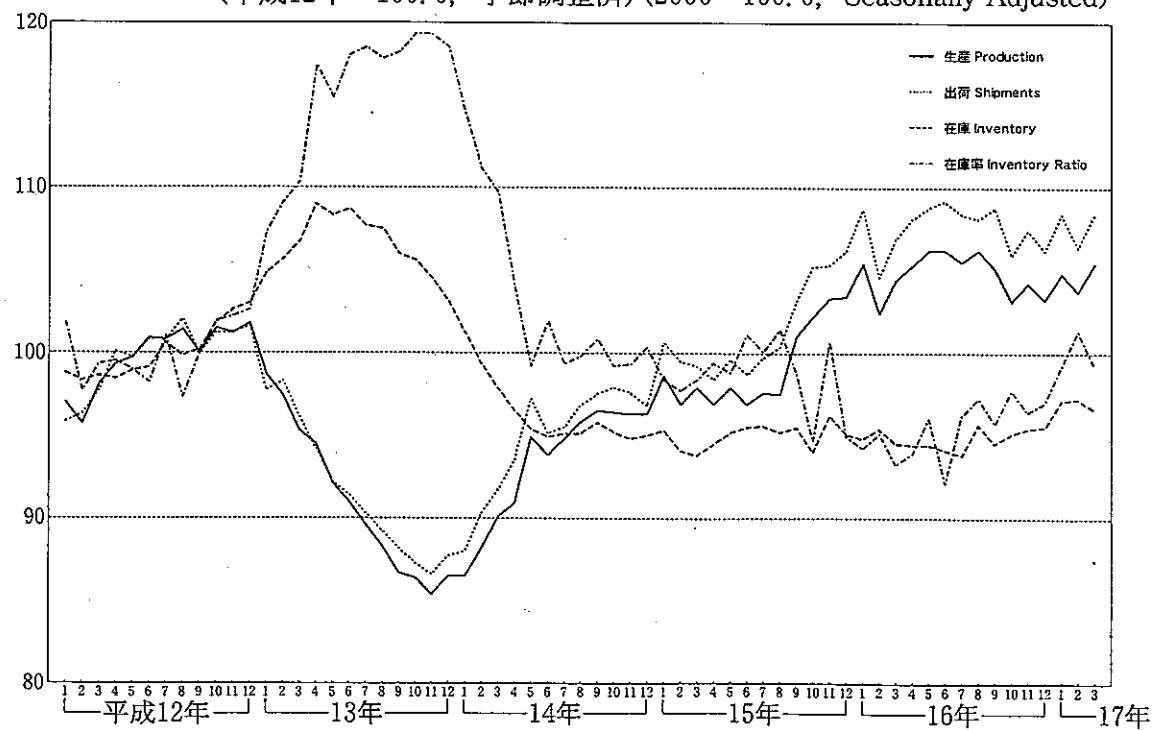
(平成12年=100.0, 季節調整済) (2000=100.0, Seasonally Adjusted)



### 非耐久消費財 Non-durable consumer goods (平成12年=100.0, 季節調整済) (2000=100.0, Seasonally Adjusted)



### 生産財 Producer goods (平成12年=100.0, 季節調整済) (2000=100.0, Seasonally Adjusted)

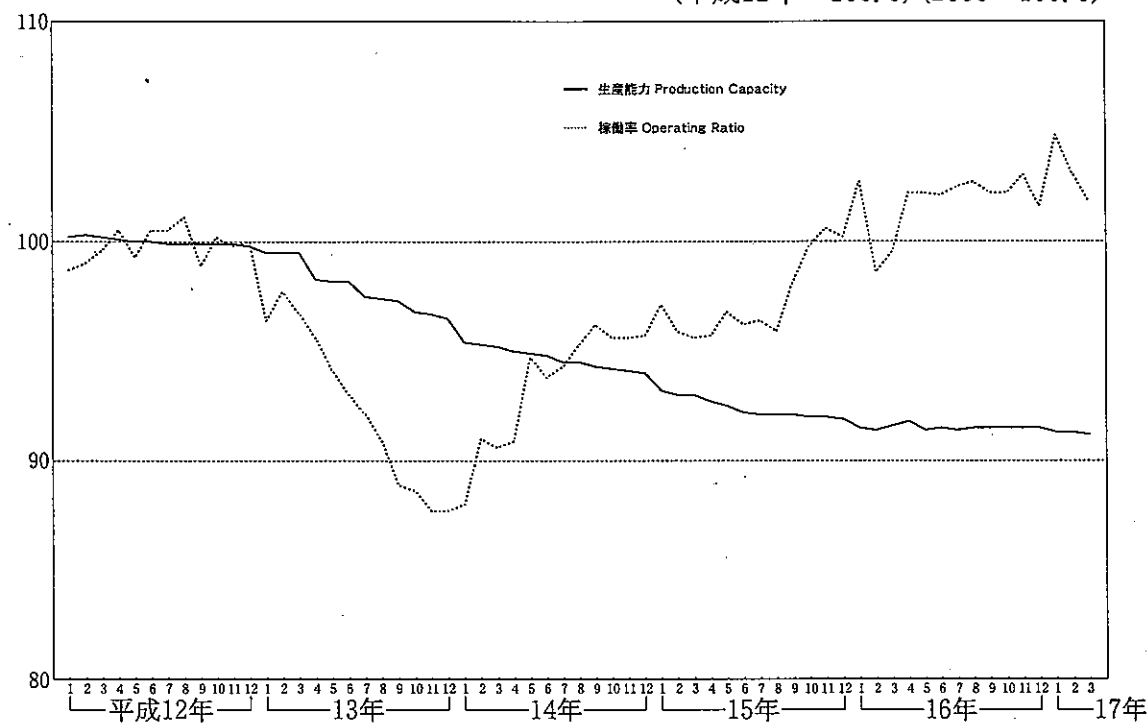


### 4. 業種別及び特殊分類別図表 4. Chart by Industry and by Use of Goods

- (2) 稼働率指数及び生産能力指数
- (2) Indices of Operating Ratio and Production Capacity

### 製造工業 Manufacturing

(平成12年=100.0) (2000=100.0)



5. 業種別及び特殊分類別指数 5. Indices by Industry and by Use of Goods

(1) 生産指数(付加価値額ウェイト) (1) Indices of Industrial Production (Value Added Weights)

Table with 13 columns: 分類コード, 鉱工業, 製造工業, 鉄鋼業, 素製品(含. 鋼半製品), 熱間圧延鋼, 鋼管, 冷間仕上材, めっき鋼材, 鋳鍛造品, (特記: 普通鋼材), 非鉄金属, 非鉄金属. Rows include 時系列 and ウェイト.

Table with 13 columns corresponding to the categories in the previous table. Rows include 原指数 (12年, 12年度, 16年, 17年) and 季節調整済指数 (12年, 13年, 14年, 15年, 16年, 17年).

5. 業種別及び特殊分類別指数 5. Indices by Industry and by Use of Goods

(1) 生産指数(付加価値額ウェイト) (1) Indices of Industrial Production (Value Added Weights)

Table with 24 columns: 銅・アルミニウム圧延製品, 電線・ケーブル, 非鉄金属, 金属製品, 建設用金属製品, 建築用金属製品, 暖ちゅう房, その他の金属製品, 一般機械, ボイラ・原動機, 土木建設機械, 化学機械, Industries Code. Rows include 時系列 and ウェイト.

Table with 24 columns corresponding to the categories in the previous table. Rows include 原指数 (12年, 12年度, 16年, 17年) and 季節調整済指数 (12年, 13年, 14年, 15年, 16年, 17年).

季節調整済指数

Table with 13 columns corresponding to the categories in the previous table. Rows include 12年, 13年, 14年, 15年, 16年, 17年.

Seasonal Adjustment Index

Table with 24 columns corresponding to the categories in the previous table. Rows include 12年, 13年, 14年, 15年, 16年, 17年.

5. 業種別及び特殊分類別指数 5. Indices by Industry and by Use of Goods  
 (1) 生産指数(付加価値額ウエイト) (1) Indices of Industrial Production (Value Added Weights)

| 分類コード<br>時系列 | 特殊産業機械                       | 風水力機械・油圧機器                              | 運搬機械                | 窯業用ロボット           | 農業用機械                  | 金属工作機械                  | 金属加工機械                  | 繊維機械              | 事務用機械            | 冷凍機・同応用製品                             | 金型             | 機械工具               |
|--------------|------------------------------|---|---------------------|-------------------|------------------------|-------------------------|-------------------------|-------------------|------------------|---------------------------------------|----------------|--------------------|
|              | Special industrial machinery | Fans, pumps and oil hydraulic equipment | Conveying machinery | Industrial robots | Agricultural machinery | Metal cutting machinery | Metal forming machinery | Textile machinery | Office machinery | Refrigerating machines and appliances | Molds and dies | Tools for machines |
|              | 25                           | 26                                      | 27                  | 28                | 29                     | 30                      | 31                      | 32                | 33               | 34                                    | 35             | 36                 |

|      |       |       |      |      |      |      |      |      |      |      |      |      |
|------|-------|-------|------|------|------|------|------|------|------|------|------|------|
| ウエイト | 228.4 | 118.0 | 52.7 | 47.5 | 51.2 | 68.2 | 19.1 | 24.0 | 40.8 | 62.7 | 56.1 | 52.5 |
|------|-------|-------|------|------|------|------|------|------|------|------|------|------|

| 原指数    |       |       |       |       |       |       |       |       |       |       |       |       |
|--------|-------|-------|-------|-------|-------|-------|-------|-------|-------|-------|-------|-------|
| 12年    | 100.0 | 100.0 | 100.0 | 100.0 | 100.0 | 100.0 | 100.0 | 100.0 | 100.0 | 100.0 | 100.0 | 100.0 |
| 13     | 81.7  | 86.4  | 101.2 | 68.4  | 85.9  | 94.8  | 105.3 | 82.9  | 87.8  | 95.1  | 107.0 | 88.7  |
| 14     | 67.6  | 79.7  | 95.7  | 67.0  | 88.2  | 74.2  | 81.6  | 86.2  | 73.9  | 91.1  | 104.9 | 79.6  |
| 15     | 79.1  | 89.1  | 96.5  | 85.3  | 92.2  | 88.1  | 101.7 | 90.8  | 73.6  | 90.9  | 98.6  | 81.2  |
| 16     | 114.4 | 101.7 | 100.4 | 105.2 | 98.8  | 112.9 | 114.4 | 76.6  | 75.0  | 94.3  | 104.6 | 90.7  |
| 12年度   | 104.4 | 100.5 | 103.4 | 98.0  | 96.9  | 106.2 | 103.1 | 101.5 | 99.7  | 99.6  | 102.6 | 99.6  |
| 13     | 70.4  | 80.3  | 98.6  | 60.4  | 84.0  | 82.4  | 98.0  | 74.2  | 81.8  | 92.2  | 106.8 | 83.6  |
| 14     | 71.5  | 81.5  | 94.2  | 72.4  | 89.6  | 76.9  | 87.0  | 95.0  | 72.7  | 92.2  | 101.7 | 80.9  |
| 15     | 87.0  | 93.3  | 100.3 | 91.0  | 95.7  | 93.7  | 104.6 | 86.8  | 76.2  | 91.7  | 102.4 | 82.8  |
| 16     | 116.3 | 103.0 | 100.9 | 107.6 | 100.4 | 120.8 | 112.9 | 75.1  | 74.1  | 94.2  | 101.6 | 91.4  |
| 16年 1月 | 85.6  | 88.5  | 96.5  | 84.9  | 92.4  | 91.9  | 116.2 | 80.0  | 65.2  | 83.2  | 97.9  | 83.4  |
| 2      | 107.5 | 103.8 | 92.4  | 100.4 | 111.2 | 91.3  | 99.2  | 77.3  | 88.0  | 91.0  | 111.0 | 87.9  |
| 3      | 154.3 | 122.4 | 185.5 | 118.1 | 115.8 | 141.3 | 164.6 | 80.5  | 102.5 | 108.9 | 135.1 | 92.1  |
| 4      | 95.6  | 95.2  | 66.3  | 100.9 | 107.7 | 101.2 | 103.2 | 81.4  | 71.5  | 103.4 | 89.5  | 92.0  |
| 5      | 99.3  | 91.9  | 75.1  | 94.4  | 93.5  | 103.4 | 89.8  | 80.2  | 67.6  | 93.9  | 85.5  | 86.0  |
| 6      | 122.0 | 107.4 | 88.6  | 113.9 | 104.8 | 111.8 | 95.1  | 89.2  | 71.1  | 109.3 | 97.2  | 99.5  |
| 7      | 124.0 | 104.7 | 85.1  | 111.4 | 94.9  | 116.0 | 97.5  | 82.2  | 73.5  | 100.6 | 104.4 | 93.2  |
| 8      | 120.3 | 95.8  | 93.5  | 105.6 | 90.2  | 105.1 | 99.1  | 68.5  | 62.3  | 75.2  | 93.0  | 88.5  |
| 9      | 137.0 | 108.8 | 147.5 | 112.5 | 96.8  | 130.3 | 179.9 | 74.2  | 86.6  | 95.4  | 115.4 | 92.8  |
| 10     | 94.1  | 99.3  | 92.4  | 105.2 | 82.5  | 108.2 | 102.4 | 62.9  | 73.8  | 93.2  | 111.7 | 90.5  |
| 11     | 113.3 | 102.7 | 80.2  | 104.7 | 92.2  | 126.4 | 119.7 | 74.6  | 73.9  | 96.0  | 102.7 | 91.7  |
| 12     | 120.3 | 99.9  | 102.1 | 110.4 | 103.4 | 128.2 | 106.5 | 68.2  | 64.1  | 81.9  | 112.0 | 90.4  |
| 17年 1月 | 100.8 | 95.4  | 95.5  | 95.4  | 100.7 | 127.4 | 104.6 | 67.0  | 66.6  | 81.8  | 86.0  | 87.0  |
| 2      | 108.1 | 101.1 | 100.6 | 107.4 | 110.7 | 125.1 | 94.9  | 67.7  | 80.4  | 94.2  | 98.4  | 90.6  |
| 3      | 161.1 | 133.3 | 183.5 | 129.4 | 127.3 | 166.7 | 161.5 | 85.1  | 98.2  | 105.8 | 122.8 | 94.0  |

| 季節調整済指数 |       |       |       |       |       |       |       |       |       |       |       |       |
|---------|-------|-------|-------|-------|-------|-------|-------|-------|-------|-------|-------|-------|
| 12年 1期  | 87.8  | 94.6  | 92.8  | 94.3  | 102.9 | 90.8  | 100.0 | 89.5  | 97.3  | 98.9  | 94.4  | 97.8  |
| 2       | 98.7  | 98.7  | 98.0  | 97.4  | 99.6  | 94.5  | 95.6  | 99.8  | 96.2  | 99.2  | 106.0 | 99.0  |
| 3       | 101.2 | 101.2 | 110.7 | 102.2 | 96.4  | 102.7 | 98.7  | 101.9 | 106.0 | 98.9  | 98.4  | 101.1 |
| 4       | 111.3 | 104.5 | 97.5  | 104.5 | 99.3  | 112.7 | 106.4 | 108.3 | 100.8 | 102.5 | 101.4 | 101.4 |
| 13年 1期  | 107.1 | 98.7  | 104.2 | 90.3  | 92.4  | 114.1 | 110.4 | 98.3  | 96.9  | 98.9  | 104.5 | 97.3  |
| 2       | 86.6  | 88.7  | 109.5 | 71.5  | 84.1  | 101.6 | 106.2 | 88.0  | 92.4  | 95.7  | 96.7  | 94.1  |
| 3       | 70.6  | 82.5  | 90.9  | 60.4  | 86.0  | 89.8  | 116.0 | 77.5  | 80.8  | 96.1  | 105.8 | 85.8  |
| 4       | 62.8  | 75.1  | 101.2 | 53.3  | 81.2  | 72.1  | 87.8  | 67.7  | 79.6  | 89.3  | 120.5 | 77.8  |
| 14年 1期  | 62.2  | 75.6  | 95.9  | 55.9  | 84.7  | 68.4  | 81.5  | 63.3  | 74.7  | 88.1  | 104.9 | 77.2  |
| 2       | 63.4  | 77.1  | 97.0  | 67.2  | 87.8  | 74.1  | 76.9  | 82.2  | 73.0  | 91.2  | 103.1 | 79.0  |
| 3       | 72.8  | 82.6  | 92.1  | 70.2  | 88.4  | 78.2  | 79.6  | 95.9  | 72.4  | 89.9  | 116.5 | 80.7  |
| 4       | 69.7  | 83.7  | 99.3  | 74.5  | 91.5  | 76.5  | 85.4  | 102.1 | 75.7  | 95.7  | 95.6  | 81.3  |
| 15年 1期  | 75.3  | 83.6  | 89.9  | 78.0  | 90.1  | 78.9  | 98.5  | 102.2 | 71.4  | 92.9  | 93.7  | 82.6  |
| 2       | 69.4  | 86.5  | 92.7  | 81.3  | 93.3  | 82.8  | 100.3 | 93.7  | 71.1  | 89.0  | 102.2 | 79.4  |
| 3       | 83.0  | 90.2  | 100.9 | 85.6  | 93.8  | 90.4  | 98.1  | 77.1  | 79.0  | 89.9  | 96.9  | 76.9  |
| 4       | 85.5  | 96.9  | 101.9 | 97.6  | 92.1  | 101.4 | 112.1 | 92.5  | 73.9  | 92.0  | 102.7 | 86.2  |
| 16年 1期  | 104.0 | 97.9  | 100.6 | 99.3  | 101.1 | 99.0  | 107.4 | 84.2  | 78.2  | 93.0  | 105.2 | 86.7  |
| 2       | 116.5 | 103.7 | 98.3  | 103.4 | 103.4 | 115.8 | 107.3 | 81.1  | 69.2  | 95.0  | 98.0  | 91.7  |
| 3       | 123.6 | 101.7 | 103.0 | 110.1 | 94.9  | 107.6 | 118.9 | 71.9  | 75.7  | 95.1  | 105.8 | 93.4  |
| 4       | 114.4 | 103.4 | 97.9  | 108.5 | 95.6  | 131.5 | 122.0 | 69.2  | 75.7  | 93.3  | 109.3 | 90.5  |
| 17年 1期  | 112.6 | 103.9 | 103.8 | 110.1 | 108.6 | 131.4 | 102.4 | 78.5  | 76.4  | 94.0  | 94.8  | 90.6  |
| 16年 1月  | 98.6  | 96.0  | 105.5 | 99.4  | 100.4 | 105.1 | 121.8 | 91.2  | 78.4  | 92.5  | 107.1 | 88.0  |
| 2       | 105.8 | 98.2  | 94.4  | 101.2 | 101.0 | 88.9  | 93.1  | 82.5  | 79.4  | 92.0  | 107.3 | 86.5  |
| 3       | 107.6 | 99.6  | 101.8 | 97.2  | 101.8 | 103.1 | 107.3 | 79.0  | 76.8  | 94.5  | 101.1 | 85.6  |
| 4       | 110.8 | 101.8 | 87.7  | 103.1 | 105.4 | 116.3 | 112.8 | 81.5  | 67.5  | 96.2  | 94.5  | 89.4  |
| 5       | 115.4 | 103.1 | 98.7  | 101.9 | 105.3 | 103.7 | 103.7 | 81.1  | 71.3  | 94.9  | 101.4 | 91.3  |
| 6       | 123.2 | 106.1 | 108.5 | 105.3 | 99.5  | 110.7 | 105.4 | 80.7  | 68.9  | 94.0  | 98.2  | 94.4  |
| 7       | 130.8 | 105.1 | 102.2 | 105.3 | 91.3  | 109.8 | 100.6 | 77.9  | 73.6  | 93.4  | 104.7 | 94.0  |
| 8       | 126.7 | 102.6 | 102.8 | 119.5 | 97.2  | 109.8 | 111.8 | 70.3  | 71.8  | 95.2  | 106.5 | 93.7  |
| 9       | 113.4 | 97.4  | 104.1 | 105.4 | 96.2  | 103.2 | 144.3 | 67.4  | 81.6  | 96.7  | 106.1 | 92.5  |
| 10      | 97.8  | 103.2 | 101.9 | 107.2 | 93.4  | 128.9 | 116.9 | 65.7  | 76.6  | 95.5  | 111.9 | 91.5  |
| 11      | 116.0 | 104.1 | 95.6  | 107.6 | 94.1  | 130.7 | 127.3 | 71.4  | 78.2  | 96.2  | 105.9 | 91.0  |
| 12      | 129.3 | 102.9 | 96.1  | 110.6 | 99.4  | 134.9 | 121.9 | 70.5  | 72.2  | 88.1  | 110.1 | 88.9  |
| 17年 1月  | 115.3 | 102.5 | 101.1 | 110.2 | 107.1 | 148.3 | 110.9 | 77.4  | 81.0  | 91.9  | 92.0  | 92.0  |
| 2       | 112.1 | 98.4  | 106.3 | 112.0 | 103.6 | 125.6 | 92.4  | 73.3  | 74.3  | 96.8  | 98.4  | 91.0  |
| 3       | 110.4 | 110.7 | 104.1 | 108.2 | 115.2 | 120.4 | 103.8 | 84.9  | 73.9  | 93.3  | 94.0  | 88.9  |

5. 業種別及び特殊分類別指数 5. Indices by Industry and by Use of Goods  
 (1) 生産指数(付加価値額ウエイト) (1) Indices of Industrial Production (Value Added Weights)

| 分類コード<br>時系列 | その他の一般機械                   | 一般機械器具部品                      | 電気機械工業               | 回転電気機械                        | 静止電気機械                          | 開閉制御装置・機器         | 民生用電気機械                        | 配線・照明器具                       | 電子応用装置                          | 電気計測器                            | 電池        | 情報通信機械工業  | Industries Code |
|--------------|----------------------------|-------------------------------|----------------------|-------------------------------|---------------------------------|-------------------|--------------------------------|-------------------------------|---------------------------------|----------------------------------|-----------|---|-----------------|
|              | Other industrial machinery | Parts of industrial machinery | Electrical machinery | Electrical rotating machinery | Electrical stationary machinery | Switching devices | Household electrical machinery | Wiring devices and luminaries | Associated electronic equipment | Electrical measuring instruments | Batteries | Information and communication electronics equipment |                 |
|              | 37                         | 38                            | 39                   | 40                            | 41                              | 42                | 43                             | 44                            | 45                              | 46                               | 47        | 48  | Time series     |

|      |      |       |       |      |      |      |       |      |      |      |      |       |        |
|------|------|-------|-------|------|------|------|-------|------|------|------|------|-------|--------|
| ウエイト | 44.1 | 178.2 | 565.6 | 77.5 | 25.3 | 97.9 | 119.9 | 71.3 | 25.6 | 58.4 | 89.7 | 483.1 | Weight |
|------|------|-------|-------|------|------|------|-------|------|------|------|------|-------|--------|

| Original Index |       |       |       |       |       |       |       |       |       |       |       |       |           |
|----------------|-------|-------|-------|-------|-------|-------|-------|-------|-------|-------|-------|-------|-----------|
| 100.0          | 100.0 | 100.0 | 100.0 | 100.0 | 100.0 | 100.0 | 100.0 | 100.0 | 100.0 | 100.0 | 100.0 | 100.0 | C.Y. 2000 |
| 101.7          | 90.5  | 91.1  | 86.7  | 106.8 | 89.7  | 96.0  | 100.0 | 100.0 | 100.0 | 100.0 | 100.0 | 100.0 | 2001      |
| 92.3           | 86.6  | 87.3  | 84.5  | 95.0  | 84.1  | 84.0  | 97.3  | 95.6  | 73.6  | 90.6  | 93.8  | 93.8  | 2002      |
| 93.0           | 86.0  | 92.5  | 89.7  | 98.9  | 83.6  | 75.8  | 105.1 | 101.4 | 62.5  | 132.5 | 84.4  | 84.4  | 2003      |
| 100.1          | 90.0  | 101.0 | 101.0 | 111.6 | 91.5  | 76.2  | 110.9 | 105.3 | 88.7  | 140.8 | 84.0  | 84.0  | 2004      |
| 102.0          | 99.4  | 99.8  | 98.9  | 102.5 | 98.6  | 100.0 | 100.3 | 97.1  | 104.1 | 98.6  | 101.8 | 101.8 | F.Y. 2000 |
| 97.4           | 87.4  | 87.1  | 82.2  | 104.8 | 87.0  | 90.6  | 94.1  | 98.3  | 59.2  | 91.0  | 88.3  | 88.3  | 2001      |
| 91.8           | 87.7  | 88.7  | 87.0  | 92.9  | 82.8  | 81.9  | 100.3 | 97.0  | 54.8  | 114.8 | 81.6  | 81.6  | 2002      |
| 94.2           | 86.4  | 95.1  | 92.1  | 105.3 | 84.9  | 75.2  | 107.2 | 102.2 | 71.3  | 136.4 | 84.8  | 84.8  | 2003      |
| 103.6          | 90.4  | 100.4 | 101.3 | 105.1 | 92.0  | 74.4  | 110.7 | 109.1 | 84.1  | 142.4 | 83.5  | 83.5  | 2004      |
| 90.7           | 86.0  | 89.7  | 88.5  | 112.5 | 79.8  | 64.0  | 105.4 | 89.4  | 75.1  | 126.7 | 76.5  | 76.5  | Jan. 2004 |
| 101.7          | 90.8  | 97.5  | 95.5  | 104.8 | 88.7  | 72.0  | 112.7 | 112.9 | 92.5  | 127.9 | 80.9  | 80.9  | Feb.      |
| 138.1          | 100.9 | 126.9 | 109.1 | 168.6 | 147.0 | 85.0  | 115.2 | 170.6 | 152.1 | 145.3 | 108.1 | 108.1 | Mar.      |
| 106.4          | 87.9  | 100.4 | 98.8  | 103.0 | 80.9  | 89.3  | 120.3 | 80.9  | 77.0  | 142.0 | 79.6  | 79.6  | Apr.      |
| 95.0           | 81.0  | 96.0  | 95.5  | 95.6  | 74.5  | 84.6  | 99.9  | 85.6  | 84.0  | 142.6 | 75.5  | 75.5  | May.      |
| 122.5          | 91.9  | 107.0 | 110.7 | 112.0 | 90.3  | 98.6  | 106.4 | 93.4  | 97.5  | 142.2 | 89.3  | 89.3  | Jun.      |
| 87.7           | 92.1  | 104.8 | 108.4 | 112.4 | 88.0  | 101.1 | 106.4 | 86.4  | 96.0  | 132.5 | 82.4  | 82.4  | Jul.      |
| 82.4           | 81.4  | 93.1  | 97.1  | 104.9 | 85.4  | 67.0  | 107.9 | 94.8  | 85.0  | 122.6 | 71.3  | 71.3  | Aug.      |
| 101.1          | 95.0  | 106.0 | 108.4 | 121.0 | 108.5 | 63.5  | 110.4 | 141.8 | 99.5  | 144.6 | 97.2  | 97.2  | Sep.      |
| 84.5           | 89.1  | 93.6  | 98.3  | 96.5  | 82.0  | 60.2  | 112.0 | 81.2  | 65.4  | 153.5 | 78.1  | 78.1  | Oct.      |
| 78.7           | 94.8  | 98.7  | 104.2 | 101.8 | 85.1  | 66.4  | 115.4 | 103.1 | 68.3  | 156.3 | 86.0  | 86.0  | Nov.      |
| 112.5          | 89.3  | 98.7  | 96.9  | 105.9 | 87.7  | 62.1  | 119.1 | 123.0 | 72.5  | 153.3 | 82.7  | 82.7  | Dec.      |
| 106.1          | 86.2  | 88.9  | 95.1  | 84.4  | 81.4  | 54.6  | 104.6 | 102.6 | 71.5  | 133.7 | 75.0  |       |           |

5. 業種別及び特殊分類別指数 5. Indices by Industry and by Use of Goods  
(1) 生産指数(付加価値額ウエイト) (1) Indices of Industrial Production (Value Added Weights)

| 分類コード | 業種別及び特殊分類別 |         |       |             |      |       |      |       |        |                  |     |    |
|-------|------------|---------|-------|-------------|------|-------|------|-------|--------|------------------|-----|----|
|       | 通信機械       | 民生用電子機械 | 電子計算機 | 電子部品・デバイス工業 | 電子部品 | 半導体素子 | 集積回路 | 半導体部品 | 輸送機械工業 | 輸送機械工業(除く船舶・航空機) | 乗用車 | バス |
| 時系列   | 49         | 50      | 51    | 52          | 53   | 54    | 55   | 56    | 57     | 58               | 59  | 60 |

| 原指数    |       |       |       |        |       |       |       |       |        |        |       |       |
|--------|-------|-------|-------|--------|-------|-------|-------|-------|--------|--------|-------|-------|
| ウエイト   | 175.2 | 108.3 | 199.6 | 1140.7 | 507.2 | 97.3  | 489.4 | 46.8  | 1229.2 | 1133.3 | 557.2 | 9.6   |
| 12年    | 100.0 | 100.0 | 100.0 | 100.0  | 100.0 | 100.0 | 100.0 | 100.0 | 100.0  | 100.0  | 100.0 | 100.0 |
| 13     | 92.7  | 84.8  | 99.6  | 78.7   | 75.5  | 63.4  | 86.0  | 67.7  | 99.9   | 99.3   | 98.8  | 119.7 |
| 14     | 72.0  | 92.0  | 82.7  | 87.6   | 81.1  | 71.0  | 98.3  | 80.8  | 106.4  | 105.2  | 104.9 | 128.4 |
| 15     | 76.4  | 108.3 | 78.5  | 103.2  | 94.0  | 79.0  | 118.9 | 89.1  | 107.0  | 108.5  | 104.5 | 124.0 |
| 16     | 65.5  | 117.2 | 82.1  | 116.9  | 106.6 | 85.4  | 134.0 | 115.6 | 115.1  | 113.5  | 109.3 | 127.7 |
| 12年度   | 102.9 | 95.8  | 104.0 | 100.1  | 98.3  | 95.3  | 103.2 | 97.9  | 99.7   | 99.9   | 99.3  | 104.5 |
| 13     | 84.1  | 84.4  | 94.1  | 74.1   | 72.1  | 59.1  | 80.1  | 63.2  | 100.4  | 100.0  | 99.6  | 122.1 |
| 14     | 73.3  | 95.9  | 81.1  | 92.6   | 83.8  | 74.5  | 106.2 | 83.9  | 107.1  | 106.6  | 105.5 | 130.1 |
| 15     | 74.2  | 112.9 | 78.7  | 109.0  | 99.2  | 82.6  | 125.8 | 95.8  | 108.9  | 110.1  | 106.0 | 125.9 |
| 16     | 64.0  | 118.0 | 81.9  | 114.8  | 105.7 | 82.1  | 130.7 | 116.6 | 118.7  | 114.8  | 110.3 | 128.1 |
| 16年 1月 | 62.4  | 87.4  | 82.8  | 111.2  | 98.7  | 83.0  | 130.4 | 105.6 | 106.7  | 107.2  | 103.2 | 130.9 |
| 2      | 64.7  | 99.9  | 84.7  | 112.8  | 100.6 | 82.5  | 132.4 | 101.8 | 115.2  | 115.7  | 114.1 | 151.8 |
| 3      | 94.2  | 128.8 | 109.1 | 125.3  | 111.1 | 93.4  | 147.7 | 112.3 | 128.7  | 129.5  | 127.3 | 156.0 |
| 4      | 60.7  | 119.3 | 74.6  | 117.0  | 108.4 | 87.4  | 132.3 | 112.2 | 111.8  | 111.4  | 107.0 | 113.6 |
| 5      | 57.0  | 116.4 | 69.6  | 117.3  | 105.5 | 87.5  | 135.6 | 116.9 | 100.9  | 98.6   | 93.6  | 115.7 |
| 6      | 71.1  | 126.7 | 85.0  | 125.4  | 113.3 | 90.8  | 145.3 | 120.3 | 120.0  | 116.9  | 115.7 | 134.8 |
| 7      | 67.7  | 116.7 | 76.5  | 121.4  | 110.2 | 89.8  | 139.4 | 119.0 | 120.8  | 119.2  | 115.2 | 121.7 |
| 8      | 57.9  | 99.4  | 67.7  | 119.0  | 106.6 | 85.2  | 138.1 | 123.1 | 96.7   | 93.9   | 87.1  | 102.6 |
| 9      | 68.3  | 128.0 | 105.8 | 121.4  | 116.5 | 86.4  | 133.2 | 124.6 | 125.0  | 124.3  | 120.7 | 129.0 |
| 10     | 50.9  | 137.4 | 69.7  | 112.6  | 104.4 | 82.6  | 126.4 | 120.0 | 117.8  | 117.2  | 112.3 | 118.4 |
| 11     | 63.1  | 143.9 | 74.6  | 113.1  | 105.2 | 81.6  | 127.1 | 118.9 | 121.9  | 120.0  | 115.0 | 132.6 |
| 12     | 68.2  | 102.7 | 84.5  | 106.4  | 98.8  | 74.6  | 120.1 | 112.0 | 115.2  | 105.1  | 99.1  | 125.4 |
| 17年 1月 | 54.7  | 89.6  | 85.0  | 102.8  | 95.9  | 71.6  | 115.5 | 108.9 | 119.5  | 109.9  | 106.4 | 118.5 |
| 2      | 70.1  | 108.9 | 75.9  | 103.7  | 94.6  | 70.6  | 119.5 | 104.9 | 131.6  | 122.2  | 119.6 | 159.2 |
| 3      | 77.9  | 126.8 | 113.5 | 118.0  | 108.7 | 76.5  | 135.8 | 118.4 | 142.5  | 135.3  | 130.9 | 165.1 |

| 季節調整済指数 |       |       |       |       |       |       |       |       |       |       |       |       |
|---------|-------|-------|-------|-------|-------|-------|-------|-------|-------|-------|-------|-------|
| 12年 1期  | 91.3  | 100.2 | 92.4  | 92.2  | 94.3  | 97.8  | 88.9  | 92.3  | 98.2  | 96.9  | 97.8  | 89.8  |
| 2       | 93.8  | 100.3 | 96.9  | 98.6  | 100.2 | 101.3 | 96.4  | 97.6  | 100.7 | 101.4 | 102.3 | 99.2  |
| 3       | 105.7 | 100.3 | 103.3 | 103.3 | 102.8 | 102.5 | 103.8 | 104.2 | 98.5  | 99.5  | 99.0  | 97.4  |
| 4       | 108.4 | 98.5  | 107.6 | 104.9 | 101.5 | 97.9  | 110.0 | 105.0 | 102.0 | 101.9 | 100.5 | 113.0 |
| 13年 1期  | 103.3 | 83.0  | 107.9 | 94.0  | 88.8  | 79.4  | 103.0 | 85.6  | 98.6  | 97.9  | 96.7  | 109.6 |
| 2       | 103.2 | 88.4  | 110.3 | 80.3  | 76.5  | 64.6  | 88.7  | 68.3  | 100.4 | 99.7  | 98.7  | 122.2 |
| 3       | 88.7  | 84.5  | 91.3  | 71.6  | 68.5  | 56.7  | 78.9  | 60.5  | 102.0 | 102.0 | 101.9 | 126.2 |
| 4       | 74.4  | 82.2  | 89.8  | 69.7  | 69.2  | 54.2  | 74.4  | 56.5  | 98.8  | 98.1  | 98.0  | 121.3 |
| 14年 1期  | 73.3  | 82.2  | 88.5  | 75.1  | 74.5  | 61.4  | 79.0  | 67.7  | 101.5 | 101.3 | 101.0 | 119.4 |
| 2       | 70.6  | 87.2  | 84.4  | 88.1  | 83.0  | 72.6  | 96.8  | 87.1  | 105.5 | 104.2 | 104.1 | 124.7 |
| 3       | 70.9  | 91.7  | 81.6  | 93.7  | 83.5  | 76.5  | 107.7 | 92.0  | 109.1 | 106.5 | 105.6 | 128.1 |
| 4       | 73.9  | 104.5 | 77.0  | 92.9  | 82.7  | 72.7  | 109.0 | 76.4  | 109.9 | 109.4 | 109.3 | 142.1 |
| 15年 1期  | 77.5  | 103.9 | 81.6  | 96.2  | 85.8  | 76.4  | 112.5 | 81.1  | 105.3 | 107.1 | 104.2 | 128.1 |
| 2       | 77.0  | 103.9 | 74.5  | 97.8  | 88.3  | 75.7  | 113.7 | 83.5  | 104.6 | 106.7 | 102.7 | 112.8 |
| 3       | 76.3  | 103.0 | 78.3  | 105.2 | 97.3  | 79.1  | 119.6 | 91.3  | 106.8 | 108.2 | 104.2 | 117.5 |
| 4       | 74.8  | 121.8 | 79.1  | 113.7 | 104.5 | 84.8  | 129.7 | 101.5 | 111.8 | 112.5 | 107.6 | 139.1 |
| 16年 1期  | 68.0  | 121.3 | 81.8  | 118.4 | 105.7 | 89.9  | 138.4 | 107.6 | 110.8 | 111.1 | 107.6 | 131.7 |
| 2       | 65.2  | 119.0 | 83.4  | 119.7 | 108.9 | 87.1  | 138.4 | 113.5 | 117.4 | 115.9 | 111.8 | 130.0 |
| 3       | 65.2  | 113.8 | 83.2  | 118.5 | 110.5 | 84.6  | 133.5 | 118.6 | 114.8 | 113.9 | 109.6 | 120.9 |
| 4       | 62.5  | 115.1 | 79.0  | 110.4 | 100.9 | 79.7  | 124.9 | 122.5 | 116.4 | 112.1 | 106.9 | 127.0 |
| 17年 1期  | 64.0  | 127.1 | 82.1  | 111.3 | 103.2 | 77.0  | 126.5 | 113.2 | 126.2 | 117.4 | 113.0 | 133.8 |
| 16年 1月  | 70.0  | 122.0 | 89.8  | 119.0 | 107.0 | 91.4  | 138.8 | 109.1 | 112.9 | 112.9 | 108.6 | 137.8 |
| 2       | 66.6  | 120.2 | 78.1  | 117.0 | 105.2 | 87.2  | 136.4 | 105.7 | 109.0 | 106.2 | 106.2 | 132.8 |
| 3       | 67.4  | 121.8 | 77.5  | 119.1 | 104.9 | 91.0  | 139.9 | 108.1 | 110.6 | 111.3 | 107.9 | 124.5 |
| 4       | 63.1  | 122.2 | 90.7  | 119.4 | 108.4 | 88.4  | 138.2 | 110.5 | 121.0 | 118.8 | 114.9 | 127.0 |
| 5       | 64.5  | 120.7 | 78.5  | 119.7 | 108.8 | 87.4  | 137.7 | 118.1 | 115.4 | 113.4 | 109.0 | 133.6 |
| 6       | 68.0  | 114.2 | 81.0  | 120.1 | 109.5 | 85.4  | 139.3 | 111.9 | 115.7 | 115.4 | 111.5 | 129.5 |
| 7       | 66.7  | 111.6 | 84.0  | 117.0 | 107.3 | 82.9  | 134.7 | 110.9 | 114.7 | 113.6 | 110.0 | 123.3 |
| 8       | 64.4  | 113.6 | 79.7  | 122.1 | 112.0 | 86.6  | 139.3 | 119.9 | 114.3 | 112.8 | 107.3 | 117.4 |
| 9       | 64.4  | 116.1 | 85.8  | 116.5 | 112.2 | 84.3  | 126.6 | 124.9 | 115.5 | 115.2 | 111.5 | 122.0 |
| 10      | 60.5  | 118.5 | 75.9  | 110.3 | 101.1 | 80.2  | 124.2 | 125.2 | 114.7 | 113.4 | 108.8 | 122.4 |
| 11      | 63.7  | 119.8 | 79.9  | 111.7 | 102.6 | 81.2  | 125.8 | 125.8 | 116.3 | 113.9 | 108.2 | 128.5 |
| 12      | 63.4  | 107.0 | 81.1  | 109.3 | 99.1  | 77.6  | 124.7 | 116.6 | 118.1 | 109.1 | 103.7 | 130.1 |
| 17年 1月  | 61.5  | 124.7 | 95.2  | 110.0 | 103.7 | 79.5  | 123.4 | 112.1 | 128.0 | 117.1 | 113.5 | 124.9 |
| 2       | 73.8  | 132.9 | 71.5  | 110.6 | 101.7 | 76.5  | 126.6 | 112.3 | 127.0 | 117.3 | 113.2 | 141.9 |
| 3       | 56.6  | 123.8 | 79.5  | 113.3 | 104.1 | 74.9  | 129.4 | 115.1 | 123.6 | 117.7 | 112.4 | 134.7 |

5. 業種別及び特殊分類別指数 5. Indices by Industry and by Use of Goods  
(1) 生産指数(付加価値額ウエイト) (1) Indices of Industrial Production (Value Added Weights)

| 分類コード | 業種別及び特殊分類別 |       |       |      |        |                       |        |      |          |    |           |         |
|-------|------------|-------|-------|------|--------|-----------------------|--------|------|----------|----|-----------|---------|
|       | トラック       | 自動車部品 | 二輪自動車 | 産業車両 | 船舶・同機関 | 船舶・同機関(特:乗用車・バス・トラック) | 精密機械工業 | 計測機器 | 光学機械・同部品 | 時計 | 窯業・土石製品工業 | ガラス・同製品 |
| 時系列   | 61         | 62    | 63    | 64   | 65     | 67                    | 68     | 69   | 70       | 71 | 72        | 73      |

| Original Index |       |       |       |       |       |       |       |       |       |       |       |           |
|----------------|-------|-------|-------|-------|-------|-------|-------|-------|-------|-------|-------|-----------|
| ウエイト           | 112.9 | 390.7 | 25.9  | 23.9  | 82.2  | 679.7 | 82.9  | 46.8  | 19.4  | 16.7  | 432.6 | 123.2     |
| 100.0          | 100.0 | 100.0 | 100.0 | 100.0 | 100.0 | 100.0 | 100.0 | 100.0 | 100.0 | 100.0 | 100.0 | 100.0     |
| 92.4           | 101.7 | 96.9  | 96.3  | 106.0 | 98.0  | 89.6  | 93.3  | 83.8  | 86.1  | 93.3  | 94.3  | 2001      |
| 94.8           | 110.1 | 86.6  | 92.0  | 123.4 | 80.1  | 86.7  | 64.3  | 79.9  | 88.2  | 92.2  | 2002  |           |
| 106.8          | 116.9 | 81.3  | 95.0  | 80.8  | 105.2 | 82.1  | 94.3  | 57.0  | 77.1  | 85.9  | 94.6  | 2003      |
| 105.9          | 123.4 | 86.5  | 110.7 | 123.8 | 109.0 | 94.1  | 114.3 | 62.9  | 73.5  | 83.7  | 93.8  | 2004      |
| 97.6           | 101.0 | 100.9 | 101.3 | 98.4  | 99.1  | 97.6  | 98.8  | 97.6  | 94.2  | 98.9  | 99.4  | F.Y. 2000 |
| 92.1           | 102.9 | 93.1  | 92.5  | 106.4 | 98.7  | 86.3  | 90.7  | 76.0  | 85.8  | 91.4  | 92.7  | 2001      |
| 96.6           | 112.6 | 88.0  | 93.0  | 114.3 | 104.3 | 80.2  | 87.8  | 62.8  | 79.3  | 88.1  | 93.4  | 2002      |
| 108.1          | 118.9 | 81.6  | 97.6  | 89.4  | 106.6 | 85.2  | 99.0  | 58.0  | 77.8  | 85.3  | 94.7  | 2003      |
| 105.9          | 124.5 | 92.2  | 115.3 | 154.6 | 109.8 | 94.0  | 115.1 | 63.2  | 70.7  | 83.3  | 93.7  | 2004      |
| 101.8          | 115.4 | 101.3 | 88.8  | 105.5 | 103.4 | 80.4  | 94.8  | 55.5  | 68.7  | 79.7  | 92.5  | Jan. 2004 |
| 104.9          | 123.4 | 101.9 | 97.1  | 106.1 | 113.1 | 91.8  | 111.9 | 56.3  | 76.5  | 84.2  | 90.1  | Feb.      |
| 114.3          | 138.8 | 109.5 | 117.1 | 109.4 | 125.6 | 106.0 | 132.8 | 65.4  | 77.8  | 89.7  | 99.6  | Mar.      |
| 103.9          | 123.6 | 71.1  | 96.3  | 116.1 | 106.6 | 93.5  | 112.4 | 60.7  | 78.9  | 80.4  | 89.2  | Apr.      |
| 92.0           | 110.0 | 58.7  | 93.4  | 116.1 | 93.7  | 89.3  | 106.2 | 59.0  | 77.0  | 78.3  | 90.4  | May.      |
| 112.9          | 129.5 | 68.4  | 114.2 | 119.3 | 116.5 | 93.7  | 115.5 | 58.0  | 73.8  | 84.1  | 94.5  | Jun.      |
| 115.5          | 129.9 | 68.5  | 109.7 |       |       |       |       |       |       |       |       |           |



5. 業種別及び特殊分類別指数 5. Indices by Industry and by Use of Goods  
 (1) 生産指数(付加価値額ウェイト) (1) Indices of Industrial Production (Value Added Weights)

| 分類コード<br>時系列 | セメント・同製品                   | 陶磁器・ファイナセラミックス                  | その他の窯業・土石製品                             | 化学工業      | 化学工業(除医薬品)              | 化学肥料        | ソーダ工業製品                     | 無機薬品・顔料・触媒   | 高圧ガス                | 石油系芳香族                                    | 環式中間物・合成染料                          | 有機薬品                         |
|--------------|----------------------------|---------------------------------|---|-----------|-------------------------|-------------|-----------------------------|--|---------------------|---|-------------------------------------|------------------------------|
|              | Cement and cement products | Ceramic wares and fine ceramics | Other ceramics, stone and clay products | Chemicals | Chemicals (excl. Drugs) | Fertilizers | Industrial sodium chemicals | Industrial inorganic chemicals, pigment and catalyst | High compressed gas | Aromatic hydrocarbons (Petroleum, origin) | Cyclic chemicals and synthetic dyes | Industrial organic chemicals |
| ウェイト         | 74                         | 75                              | 76                                      | 77        | 78                      | 79          | 80                          | 81   | 82                  | 83  | 84                                  | 85                           |

| 原指数     |       |       |       |       |       |       |       |       |       |       |       |       |
|---------|-------|-------|-------|-------|-------|-------|-------|-------|-------|-------|-------|-------|
| 12年     | 100.0 | 100.0 | 100.0 | 100.0 | 100.0 | 100.0 | 100.0 | 100.0 | 100.0 | 100.0 | 100.0 | 100.0 |
| 13      | 92.5  | 92.4  | 95.1  | 99.2  | 97.0  | 93.6  | 95.2  | 98.1  | 97.8  | 95.7  | 94.7  |       |
| 14      | 84.5  | 88.9  | 92.1  | 99.3  | 97.0  | 87.1  | 94.3  | 97.0  | 100.9 | 97.4  | 94.2  |       |
| 15      | 78.5  | 85.7  | 93.7  | 100.6 | 98.5  | 80.7  | 95.5  | 99.4  | 104.3 | 106.6 | 98.4  | 99.6  |
| 16      | 74.5  | 83.2  | 96.0  | 102.9 | 99.9  | 81.2  | 95.5  | 101.8 | 99.4  | 110.0 | 100.8 | 100.3 |
| 12年度    | 98.4  | 98.4  | 100.0 | 100.6 | 99.6  | 98.0  | 99.1  | 99.4  | 100.7 | 99.2  | 99.7  | 98.2  |
| 13      | 90.5  | 90.9  | 92.6  | 98.0  | 95.5  | 91.6  | 93.3  | 94.0  | 95.8  | 96.6  | 93.9  | 92.9  |
| 14      | 83.0  | 89.3  | 93.3  | 100.8 | 98.6  | 85.6  | 95.8  | 99.3  | 100.2 | 104.1 | 99.0  | 97.3  |
| 15      | 77.5  | 84.4  | 94.5  | 101.4 | 99.2  | 80.5  | 95.0  | 99.9  | 103.0 | 107.2 | 99.5  | 99.6  |
| 16      | 73.6  | 82.7  | 96.3  | 103.3 | 100.2 | 81.2  | 96.4  | 102.5 | 100.9 | 111.2 | 100.5 | 101.2 |
| 16年 1月  | 69.2  | 76.9  | 93.2  | 99.8  | 99.8  | 87.7  | 99.1  | 100.9 | 101.9 | 120.0 | 112.1 | 109.6 |
| 2       | 78.0  | 83.3  | 95.1  | 100.7 | 100.0 | 86.3  | 95.8  | 101.4 | 95.9  | 109.9 | 103.5 | 101.0 |
| 3       | 81.1  | 89.5  | 99.4  | 106.7 | 100.6 | 84.0  | 95.2  | 109.2 | 101.5 | 114.1 | 99.2  | 99.5  |
| 4       | 70.1  | 85.0  | 93.1  | 102.4 | 98.1  | 82.1  | 93.0  | 100.1 | 94.5  | 102.2 | 92.2  | 92.9  |
| 5       | 68.7  | 77.1  | 87.6  | 94.1  | 93.4  | 80.4  | 86.5  | 95.7  | 97.2  | 100.6 | 101.4 | 93.3  |
| 6       | 73.7  | 85.8  | 96.8  | 103.6 | 98.3  | 82.0  | 92.2  | 104.4 | 98.5  | 96.1  | 98.0  | 88.1  |
| 7       | 74.0  | 83.9  | 98.5  | 106.6 | 103.1 | 68.7  | 96.8  | 106.3 | 102.6 | 112.5 | 101.9 | 104.9 |
| 8       | 66.2  | 75.2  | 89.0  | 98.3  | 98.3  | 72.4  | 96.4  | 98.7  | 102.1 | 112.6 | 101.8 | 104.6 |
| 9       | 73.6  | 87.3  | 95.6  | 102.9 | 100.0 | 83.7  | 91.5  | 99.9  | 97.5  | 106.6 | 93.5  | 95.6  |
| 10      | 78.1  | 86.0  | 100.1 | 107.3 | 100.9 | 81.7  | 95.6  | 96.9  | 99.1  | 109.5 | 98.1  | 103.6 |
| 11      | 80.5  | 87.6  | 102.7 | 106.3 | 102.2 | 77.5  | 100.2 | 103.2 | 97.5  | 112.5 | 97.8  | 100.1 |
| 12      | 80.8  | 81.1  | 100.6 | 105.6 | 104.0 | 87.7  | 104.0 | 104.8 | 103.9 | 123.1 | 110.2 | 110.4 |
| 17年 1月  | 66.0  | 74.9  | 95.6  | 101.8 | 101.5 | 87.9  | 105.8 | 105.6 | 106.0 | 125.9 | 111.5 | 113.2 |
| 2       | 73.6  | 81.5  | 92.5  | 100.8 | 98.9  | 82.1  | 95.4  | 102.3 | 99.9  | 110.6 | 95.3  | 101.9 |
| 3       | 78.2  | 87.0  | 103.3 | 109.8 | 103.2 | 87.6  | 99.3  | 111.5 | 111.7 | 122.6 | 103.8 | 106.0 |
| 季節調整済指数 |       |       |       |       |       |       |       |       |       |       |       |       |
| 12年 1期  | 100.8 | 99.6  | 98.6  | 97.8  | 100.1 | 100.5 | 100.9 | 99.0  | 98.1  | 104.3 | 100.2 | 101.8 |
| 2       | 99.6  | 99.8  | 99.1  | 99.0  | 99.0  | 101.1 | 100.0 | 99.0  | 98.1  | 97.9  | 98.2  | 99.8  |
| 3       | 101.0 | 101.2 | 100.8 | 100.9 | 101.1 | 99.4  | 99.0  | 100.5 | 100.0 | 101.6 | 101.4 | 100.7 |
| 4       | 97.5  | 98.1  | 100.7 | 101.4 | 99.0  | 98.1  | 99.2  | 100.8 | 102.6 | 96.0  | 99.2  | 96.7  |
| 13年 1期  | 95.9  | 94.9  | 99.7  | 101.4 | 99.8  | 94.2  | 98.5  | 97.9  | 102.3 | 101.7 | 100.1 | 96.0  |
| 2       | 94.0  | 94.0  | 97.9  | 100.7 | 98.9  | 96.4  | 97.7  | 96.5  | 99.8  | 100.1 | 96.4  | 97.3  |
| 3       | 91.1  | 91.1  | 92.7  | 97.3  | 94.6  | 91.9  | 94.9  | 95.1  | 97.7  | 94.4  | 91.3  | 93.0  |
| 4       | 89.5  | 89.6  | 90.4  | 97.6  | 95.1  | 91.7  | 90.4  | 91.7  | 92.7  | 95.6  | 95.2  | 92.7  |
| 14年 1期  | 87.6  | 89.1  | 89.9  | 96.8  | 93.8  | 87.3  | 91.2  | 93.4  | 93.1  | 96.8  | 93.1  | 89.0  |
| 2       | 84.9  | 89.6  | 91.8  | 98.8  | 96.4  | 86.7  | 93.6  | 96.8  | 96.1  | 96.8  | 96.9  | 93.3  |
| 3       | 82.8  | 88.7  | 93.8  | 101.1 | 98.8  | 87.4  | 97.2  | 99.9  | 99.3  | 103.6 | 101.8 | 97.6  |
| 4       | 83.0  | 88.4  | 93.2  | 100.4 | 98.9  | 87.0  | 95.6  | 99.0  | 99.9  | 106.6 | 97.9  | 97.2  |
| 15年 1期  | 81.1  | 89.9  | 94.8  | 102.8 | 100.2 | 82.7  | 97.3  | 101.7 | 105.4 | 109.2 | 99.1  | 101.2 |
| 2       | 78.1  | 86.7  | 91.7  | 100.2 | 97.9  | 81.6  | 96.6  | 99.5  | 104.2 | 107.8 | 96.0  | 99.5  |
| 3       | 77.8  | 84.2  | 93.8  | 99.1  | 97.4  | 76.2  | 95.9  | 99.6  | 102.8 | 103.7 | 95.4  | 97.1  |
| 4       | 77.5  | 82.5  | 94.9  | 100.5 | 98.9  | 82.0  | 92.6  | 97.0  | 105.2 | 105.6 | 103.2 | 100.8 |
| 16年 1期  | 75.6  | 82.8  | 96.2  | 104.1 | 101.0 | 80.5  | 93.9  | 102.1 | 99.4  | 109.3 | 102.2 | 99.4  |
| 2       | 74.8  | 83.8  | 94.9  | 101.1 | 98.5  | 81.7  | 95.4  | 101.4 | 98.0  | 106.0 | 101.7 | 100.4 |
| 3       | 74.3  | 84.4  | 94.8  | 102.4 | 99.7  | 81.1  | 95.0  | 101.6 | 99.0  | 108.3 | 99.1  | 101.1 |
| 4       | 72.9  | 81.7  | 97.2  | 102.9 | 99.4  | 80.8  | 97.0  | 101.0 | 100.2 | 114.6 | 98.8  | 99.4  |
| 17年 1期  | 73.0  | 81.7  | 98.7  | 107.2 | 103.4 | 81.4  | 98.4  | 106.0 | 106.6 | 115.4 | 102.0 | 104.1 |
| 16年 1月  | 76.9  | 83.6  | 97.7  | 107.0 | 103.7 | 84.8  | 93.6  | 104.0 | 101.5 | 109.7 | 103.8 | 101.3 |
| 2       | 73.9  | 81.4  | 95.1  | 102.2 | 100.7 | 79.9  | 94.8  | 99.9  | 97.4  | 110.4 | 103.1 | 99.8  |
| 3       | 76.1  | 83.3  | 95.9  | 103.2 | 98.6  | 76.9  | 93.3  | 102.4 | 99.3  | 107.9 | 99.7  | 97.0  |
| 4       | 74.3  | 82.6  | 94.7  | 101.8 | 97.8  | 78.7  | 93.2  | 100.5 | 95.5  | 102.1 | 97.1  | 98.1  |
| 5       | 75.4  | 84.6  | 94.3  | 98.8  | 98.5  | 80.1  | 94.2  | 102.1 | 100.4 | 106.0 | 102.2 | 101.0 |
| 6       | 74.7  | 84.1  | 95.7  | 102.8 | 99.3  | 86.2  | 98.8  | 101.7 | 98.2  | 110.0 | 102.2 | 102.2 |
| 7       | 74.9  | 82.7  | 96.6  | 102.5 | 99.2  | 79.2  | 95.0  | 101.8 | 98.6  | 111.3 | 98.9  | 104.7 |
| 8       | 73.8  | 85.3  | 93.3  | 102.6 | 100.5 | 82.0  | 96.5  | 105.0 | 100.3 | 107.5 | 98.7  | 101.2 |
| 9       | 74.3  | 85.3  | 94.6  | 102.1 | 99.5  | 82.0  | 93.4  | 98.1  | 98.0  | 106.1 | 99.6  | 97.4  |
| 10      | 71.9  | 81.6  | 96.7  | 103.6 | 98.8  | 80.8  | 96.9  | 98.3  | 99.7  | 114.4 | 97.6  | 99.6  |
| 11      | 73.1  | 83.6  | 97.6  | 102.6 | 99.0  | 78.1  | 96.7  | 102.4 | 99.5  | 115.6 | 98.1  | 97.4  |
| 12      | 73.7  | 80.0  | 97.3  | 102.6 | 100.4 | 83.4  | 97.3  | 102.2 | 101.3 | 113.9 | 100.6 | 101.2 |
| 17年 1月  | 73.0  | 81.2  | 100.1 | 109.6 | 106.3 | 85.8  | 100.2 | 110.0 | 105.2 | 117.1 | 104.6 | 104.8 |
| 2       | 72.2  | 81.9  | 95.2  | 105.1 | 102.4 | 78.2  | 97.7  | 103.7 | 105.3 | 114.9 | 98.2  | 104.2 |
| 3       | 73.9  | 82.1  | 100.7 | 106.9 | 101.4 | 80.1  | 97.2  | 104.4 | 109.4 | 114.3 | 103.1 | 103.4 |

5. 業種別及び特殊分類別指数 5. Indices by Industry and by Use of Goods  
 (1) 生産指数(付加価値額ウェイト) (1) Indices of Industrial Production (Value Added Weights)

| プラスチック              | 合成ゴム              | 感光材料                                | 真石けん・合成洗剤・界面活性剤                                     | 化粧品       | 塗料・印刷インキ                | 石油・石炭製品工業                     | 石油製品                        | 石炭製品          | プラスチック製品工業       | バルブ・紙・紙加工品工業                   | Industries Code |
|---------------------|-------------------|-------------------------------------|---|-----------|-------------------------|-------------------------------|-----------------------------|---------------|------------------|--------------------------------|-----------------|
| Plastic (materials) | Synthetic rubbers | Sensitive materials for photography | Soap, synthetic detergent and surface-active agents | Cosmetics | Paints and printing ink | (Petroleum chemical products) | Petroleum and coal products | Coal products | Plastic products | Pulp, paper and paper products | Time series     |
| 86                  | 87                | 88                                  | 89  | 90        | 91                      | 93                            | 94                          | 95            | 96               | 97                             | 98              |

| Original Index            |       |       |       |       |         |       |       |       |       |       | Weight    |
|---------------------------|-------|-------|-------|-------|---------|-------|-------|-------|-------|-------|-----------|
| 197.2                     | 60.2  | 32.2  | 52.1  | 175.7 | 46.6    | 309.4 | 84.7  | 79.9  | 4.8   | 439.3 |           |
| 100.0                     | 100.0 | 100.0 | 100.0 | 100.0 | 100.0   | 100.0 | 100.0 | 100.0 | 100.0 | 100.0 | C.Y. 2000 |
| 94.5                      | 92.1  | 98.3  | 101.4 | 102.5 | 96.5    | 95.6  | 100.6 | 100.6 | 100.0 | 94.2  | 97.0      |
| 94.4                      | 96.2  | 88.4  | 108.1 | 100.4 | 95.1    | 96.6  | 99.7  | 100.1 | 92.8  | 97.0  | 2002      |
| 94.8                      | 99.7  | 84.5  | 108.3 | 101.8 | 95.5    | 99.5  | 101.5 | 101.6 | 100.4 | 93.6  | 96.5      |
| 97.8                      | 102.2 | 81.7  | 106.9 | 102.4 | 97.7    | 102.2 | 100.4 | 100.4 | 99.8  | 95.0  | 97.8      |
| 99.3                      | 98.7  | 100.7 | 100.6 | 100.6 | 99.5    | 99.2  | 100.5 | 100.5 | 100.3 | 99.1  | 99.7      |
| 91.9                      | 90.0  | 95.2  | 102.0 | 102.2 | 95.2    | 93.8  | 100.2 | 100.3 | 99.7  | 92.6  | 96.1      |
| 96.0                      | 99.3  | 88.3  | 109.7 | 101.1 | 95.7    | 98.9  | 100.7 | 100.5 | 93.4  | 97.2  | 2002      |
| 95.9                      | 100.4 | 83.5  | 107.9 | 103.0 | 96.5    | 100.2 | 101.1 | 101.1 | 100.5 | 94.0  | 96.9      |
| 97.9                      | 102.8 | 80.6  | 107.4 | 102.6 | 97.5    | 102.9 | 100.0 | 100.0 | 99.5  | 94.7  | 97.9      |
| 102.4                     | 111.2 | 71.4  | 76.6  | 94.9  | 88.1    | 111.2 | 107.0 | 107.3 | 102.0 | 87.3  | 91.5      |
| 97.2                      | 106.0 | 84.7  | 99.3  | 103.8 | 92.7    | 103.9 | 101.5 | 101.8 | 96.3  | 91.1  | 94.1      |
| 99.6                      | 92.1  | 87.6  | 108.9 | 100.5 | 111.1   | 100.1 | 107.2 | 107.6 | 101.0 | 99.6  | 101.8     |
| 94.5                      | 97.3  | 82.3  | 110.8 | 108.1 | 96.7    | 95.1  | 98.1  | 98.0  | 96.0  | 97.8  | Apr.      |
| 94.6                      | 103.7 | 76.0  | 95.6  | 88.7  | 87.2    | 100.6 | 90.5  | 89.9  | 100.6 | 89.6  | 95.7      |
| 95.5                      | 88.0  | 89.7  | 115.5 | 107.2 | 100.2   | 92.9  | 88.3  | 87.7  | 98.3  | 96.9  | 97.5      |
| 97.7                      | 105.7 | 81.6  | 116.9 | 109.9 | 99.0    | 103.4 | 101.7 | 101.7 | 102.4 | 100.2 | 98.4      |
| 94.3                      | 108.9 | 70.1  | 91.8  | 102.6 | 91.4    | 105.3 | 106.7 | 107.0 | 101.6 | 89.6  | 96.9      |
| 97.2                      | 100.8 | 81.4  | 111.0 | 108.2 | 103.2   | 97.3  | 96.1  | 96.0  | 98.7  | 98.4  | 98.2      |
| 97.2                      | 98.2  | 83.6  | 112.9 | 107.3 | 99.7    | 101.4 | 99.2  | 99.2  | 99.3  | 97.7  | 101.6     |
| 100.3                     | 102.5 | 90.2  | 126.3 | 102.5 | 104.1   | 103.4 | 99.3  | 99.4  | 97.8  | 99.6  | 100.8     |
| 103.2                     | 111.5 | 82.1  | 116.8 | 95.2  | 99.5    | 112.1 | 109.1 | 109.6 | 100.9 | 93.7  | 99.1      |
| 104.3                     | 113.2 | 68.0  | 84.4  | 94.1  | 88.1    | 114.7 | 105.9 | 106.2 | 101.9 | 86.6  | 93.1      |
| 96.6                      | 105.7 | 86.4  | 93.6  | 104.1 | 91.7    | 102.8 | 99.4  | 99.8  | 91.7  | 89.6  | 91.9      |
| 99.8                      | 97.9  | 76.1  | 112.6 | 103.5 | 109.1   | 105.3 | 105.6 | 105.8 | 102.5 | 98.5  | 103.3     |
| Seasonal Adjustment Index |       |       |       |       |         |       |       |       |       |       | Weight    |
| 100.8                     | 101.5 | 98.7  | 98.8  | 97.2  | 98.8    | 101.4 | 98.4  | 98.4  | 98.4  | 99.2  |           |
| 98.6                      | 100.1 | 101.8 | 100.5 | 98.7  | 99.8    | 98.5  | 100.2 | 100.1 | 100.2 | 100.0 | 99.6      |
| 100.4                     | 100.8 | 100.7 | 99.8  | 104.7 | 99.5    | 101.7 | 101.1 | 101.2 | 99.8  | 100.2 | 100.4     |
| 99.4                      | 98.1  | 98.3  | 100.4 | 98.2  | 101.2</ |       |       |       |       |       |           |



5. 業種別及び特殊分類別指数 5. Indices by Industry and by Use of Goods  
 (1) 生産指数(付加価値額ウェイト) (1) Indices of Industrial Production (Value Added Weights)

| 分類コード<br>時系列 | パルプ   | 紙     | 板紙         | 紙加工品                          | 繊維工業     | 化学繊維            | 紡績        | 織物            | 染色整理                           | 衣類      | その他の繊維製品               | 食料品・たばこ工業         |
|--------------|-------|-------|------------|-------------------------------|----------|-----------------|-----------|---------------|--------------------------------|---------|------------------------|-------------------|
|              | Pulp  | Paper | Paperboard | Converted and processed paper | Textiles | Man-made fibers | Spun yarn | Woven fabrics | Dyeing and finishing processes | Clothes | Other textile products | Foods and tobacco |
| ウェイト         | 99    | 100   | 101        | 102                           | 103      | 104             | 105       | 106           | 107                            | 108     | 109                    | 110               |
| 原指数          | 39.7  | 178.9 | 49.6       | 48.5                          | 336.3    | 42.0            | 16.9      | 81.2          | 34.4                           | 107.8   | 54.0                   | 782.0             |
| 12年          | 100.0 | 100.0 | 100.0      | 100.0                         | 100.0    | 100.0           | 100.0     | 100.0         | 100.0                          | 100.0   | 100.0                  | 100.0             |
| 13           | 94.8  | 97.2  | 96.2       | 98.9                          | 91.0     | 95.5            | 86.1      | 93.9          | 93.3                           | 85.4    | 94.7                   | 99.0              |
| 14           | 93.6  | 97.5  | 95.8       | 99.1                          | 81.5     | 87.1            | 71.8      | 83.6          | 84.4                           | 74.0    | 90.0                   | 97.8              |
| 15           | 92.9  | 96.8  | 94.9       | 99.5                          | 74.8     | 80.7            | 62.1      | 77.0          | 79.5                           | 65.2    | 86.8                   | 97.3              |
| 16           | 94.1  | 98.6  | 94.7       | 100.8                         | 70.7     | 78.4            | 56.6      | 74.9          | 74.6                           | 58.5    | 84.9                   | 96.1              |
| 12年度         | 99.5  | 99.8  | 99.6       | 99.7                          | 97.5     | 98.6            | 96.2      | 98.5          | 98.0                           | 95.9    | 98.6                   | 99.9              |
| 13           | 93.5  | 96.4  | 94.9       | 98.4                          | 88.5     | 93.3            | 82.3      | 91.4          | 90.8                           | 82.3    | 93.1                   | 98.6              |
| 14           | 94.0  | 97.7  | 96.2       | 99.4                          | 79.9     | 86.1            | 69.4      | 81.6          | 83.5                           | 72.0    | 89.2                   | 97.8              |
| 15           | 93.2  | 97.3  | 95.1       | 100.3                         | 73.7     | 79.5            | 60.2      | 76.4          | 78.5                           | 63.5    | 86.5                   | 97.2              |
| 16           | 94.3  | 98.9  | 94.4       | 100.7                         | 69.6     | 78.0            | 55.3      | 74.1          | 72.8                           | 56.6    | 84.6                   | 96.0              |
| 16年 1月       | 93.9  | 93.8  | 88.7       | 84.0                          | 69.1     | 77.2            | 53.8      | 72.4          | 75.1                           | 56.5    | 84.1                   | 79.9              |
| 2            | 94.0  | 96.2  | 89.0       | 91.9                          | 71.1     | 75.9            | 55.0      | 73.8          | 75.5                           | 62.2    | 83.3                   | 85.5              |
| 3            | 99.2  | 102.6 | 98.3       | 104.7                         | 75.5     | 81.1            | 59.4      | 77.1          | 80.5                           | 67.4    | 86.8                   | 101.2             |
| 4            | 89.0  | 97.4  | 95.8       | 108.4                         | 73.8     | 78.8            | 59.2      | 76.2          | 75.4                           | 67.5    | 82.8                   | 102.7             |
| 5            | 93.4  | 97.2  | 93.9       | 94.3                          | 69.4     | 80.8            | 55.0      | 72.5          | 72.4                           | 58.4    | 80.1                   | 93.5              |
| 6            | 92.7  | 97.5  | 95.5       | 103.8                         | 70.6     | 78.7            | 61.1      | 76.1          | 76.1                           | 58.2    | 80.1                   | 100.3             |
| 7            | 92.5  | 98.3  | 96.6       | 105.5                         | 71.2     | 80.7            | 60.7      | 76.6          | 75.5                           | 57.0    | 84.5                   | 102.4             |
| 8            | 95.9  | 99.4  | 89.7       | 96.0                          | 67.3     | 79.6            | 51.6      | 70.9          | 70.5                           | 53.9    | 81.9                   | 91.9              |
| 9            | 94.6  | 99.0  | 95.7       | 100.9                         | 70.4     | 75.7            | 59.0      | 75.7          | 71.6                           | 57.4    | 87.1                   | 94.7              |
| 10           | 97.7  | 101.8 | 100.5      | 105.1                         | 70.6     | 75.0            | 55.4      | 76.5          | 71.9                           | 56.3    | 90.7                   | 96.1              |
| 11           | 95.2  | 100.5 | 98.4       | 108.8                         | 70.6     | 77.3            | 56.4      | 76.8          | 75.8                           | 54.3    | 89.5                   | 98.3              |
| 12           | 91.5  | 100.0 | 94.8       | 106.2                         | 69.2     | 79.6            | 52.8      | 74.6          | 74.6                           | 52.8    | 87.5                   | 106.5             |
| 17年 1月       | 96.2  | 96.8  | 86.9       | 83.4                          | 65.1     | 78.1            | 48.3      | 69.1          | 69.8                           | 49.6    | 82.0                   | 80.1              |
| 2            | 92.5  | 93.5  | 87.1       | 90.6                          | 66.2     | 71.3            | 50.8      | 70.8          | 69.1                           | 54.7    | 81.1                   | 85.4              |
| 3            | 100.7 | 105.2 | 97.3       | 104.8                         | 70.7     | 80.1            | 53.8      | 73.7          | 71.2                           | 59.0    | 87.4                   | 100.1             |

## 季節調整済指数

| 12年 | 1期    | 2     | 3     | 4     | 13年   | 1期    | 2     | 3     | 4     | 14年   | 1期    | 2     | 3     | 4     | 15年   | 1期    | 2     | 3     | 4     | 16年   | 1期    | 2     | 3     | 4     | 17年   | 1期    | 16年   | 1月    | 2     | 3     |       |       |       |       |       |       |       |       |       |       |       |      |      |      |       |       |
|-----|-------|-------|-------|-------|-------|-------|-------|-------|-------|-------|-------|-------|-------|-------|-------|-------|-------|-------|-------|-------|-------|-------|-------|-------|-------|-------|-------|-------|-------|-------|-------|-------|-------|-------|-------|-------|-------|-------|-------|-------|-------|------|------|------|-------|-------|
| 12年 | 98.9  | 98.7  | 99.3  | 98.8  | 103.1 | 102.8 | 104.9 | 101.7 | 103.4 | 104.7 | 101.6 | 99.0  | 100.4 | 103.8 | 99.4  | 103.1 | 98.6  | 98.2  | 97.0  | 97.9  | 99.7  | 101.2 | 100.6 | 100.2 | 100.4 | 103.8 | 99.4  | 103.1 | 98.6  | 98.2  | 97.0  | 97.9  | 99.7  | 101.2 | 100.6 | 100.2 | 100.4 |       |       |       |       |      |      |      |       |       |
| 2   | 99.7  | 99.9  | 98.8  | 99.5  | 101.0 | 100.2 | 102.6 | 101.1 | 101.1 | 101.6 | 99.4  | 100.3 | 99.7  | 100.9 | 99.4  | 98.6  | 101.0 | 100.1 | 100.8 | 100.7 | 99.4  | 101.0 | 101.3 | 100.2 | 99.7  | 100.9 | 99.4  | 103.2 | 99.3  | 98.7  | 99.2  | 99.3  | 99.9  | 100.8 | 100.7 | 99.4  | 101.0 | 100.6 | 100.2 | 100.4 |       |      |      |      |       |       |
| 3   | 100.5 | 100.4 | 100.6 | 100.7 | 98.2  | 96.3  | 99.0  | 99.1  | 97.7  | 97.7  | 98.9  | 100.0 | 99.7  | 97.2  | 99.9  | 96.1  | 98.7  | 100.0 | 99.5  | 101.7 | 101.0 | 99.4  | 99.5  | 100.2 | 99.6  | 99.6  | 97.9  | 100.1 | 101.0 | 100.7 | 98.9  | 99.2  | 98.1  | 98.0  | 99.5  | 101.7 | 101.0 | 100.6 | 100.2 | 100.4 |       |      |      |      |       |       |
| 4   | 100.0 | 100.0 | 100.5 | 100.1 | 96.8  | 100.2 | 92.6  | 97.2  | 96.8  | 94.5  | 99.2  | 100.0 | 99.6  | 97.9  | 100.1 | 101.0 | 100.7 | 100.9 | 101.0 | 98.9  | 99.2  | 98.1  | 98.0  | 100.3 | 99.6  | 97.9  | 100.1 | 101.0 | 100.7 | 98.9  | 99.2  | 98.1  | 98.0  | 99.5  | 101.7 | 101.0 | 100.6 | 100.2 | 100.4 |       |       |      |      |      |       |       |
| 13年 | 1期    | 98.2  | 99.2  | 98.8  | 99.2  | 94.4  | 98.0  | 90.7  | 96.9  | 96.3  | 89.7  | 97.2  | 99.8  | 100.3 | 96.7  | 99.5  | 103.2 | 99.3  | 101.2 | 101.5 | 102.8 | 99.3  | 95.2  | 96.2  | 99.8  | 99.7  | 96.7  | 99.5  | 103.2 | 99.3  | 98.7  | 99.2  | 99.3  | 99.1  | 102.8 | 99.3  | 95.2  | 96.2  | 99.8  | 99.7  | 96.7  | 99.5 |      |      |       |       |
| 2   | 95.9  | 98.0  | 97.9  | 99.2  | 92.5  | 98.0  | 88.0  | 96.4  | 94.6  | 87.0  | 94.5  | 99.8  | 99.7  | 97.2  | 94.9  | 97.2  | 99.3  | 101.0 | 99.1  | 103.9 | 101.7 | 94.4  | 96.4  | 100.0 | 99.8  | 99.7  | 96.1  | 99.5  | 103.2 | 99.3  | 98.7  | 99.2  | 99.3  | 99.1  | 103.9 | 101.7 | 94.4  | 96.4  | 100.0 | 99.8  |       |      |      |      |       |       |
| 3   | 93.0  | 95.5  | 95.1  | 99.2  | 90.0  | 95.2  | 84.2  | 92.8  | 92.3  | 83.4  | 95.1  | 99.0  | 99.8  | 97.5  | 91.7  | 100.2 | 98.5  | 100.9 | 99.3  | 99.7  | 98.9  | 90.8  | 97.2  | 94.8  | 99.8  | 97.8  | 96.1  | 91.5  | 97.2  | 98.0  | 99.7  | 98.0  | 99.7  | 98.0  | 99.3  | 99.1  | 103.9 | 101.7 | 94.4  | 96.4  | 100.0 | 99.8 |      |      |       |       |
| 4   | 92.5  | 96.3  | 93.4  | 98.3  | 87.3  | 91.8  | 81.4  | 89.7  | 90.3  | 81.2  | 92.1  | 97.5  | 97.8  | 96.1  | 91.5  | 97.2  | 98.0  | 99.7  | 98.0  | 94.9  | 100.2 | 86.9  | 94.6  | 87.8  | 99.8  | 97.8  | 96.1  | 91.5  | 97.2  | 98.0  | 99.7  | 98.0  | 99.7  | 98.0  | 99.3  | 99.1  | 103.9 | 101.7 | 94.4  | 96.4  | 100.0 | 99.8 |      |      |       |       |
| 14年 | 1期    | 92.8  | 96.3  | 93.3  | 97.4  | 84.2  | 89.2  | 75.8  | 86.8  | 86.2  | 77.5  | 91.0  | 98.3  | 100.3 | 96.7  | 91.7  | 103.0 | 100.4 | 98.7  | 96.7  | 103.3 | 99.7  | 85.4  | 95.3  | 98.2  | 94.7  | 97.3  | 95.1  | 105.2 | 98.3  | 98.6  | 97.0  | 94.8  | 97.1  | 87.8  | 101.1 | 83.5  | 94.8  | 97.1  | 87.8  | 101.1 | 83.5 | 94.8 |      |       |       |
| 2   | 92.6  | 97.0  | 96.5  | 99.6  | 81.5  | 87.4  | 73.2  | 83.4  | 84.4  | 73.7  | 91.6  | 99.0  | 97.4  | 98.1  | 94.0  | 107.4 | 96.9  | 99.1  | 96.1  | 103.9 | 98.1  | 86.2  | 97.5  | 82.7  | 99.0  | 94.5  | 97.7  | 94.8  | 111.1 | 99.7  | 98.4  | 99.0  | 89.4  | 98.4  | 88.6  | 98.6  | 83.3  | 98.4  | 97.1  | 87.8  | 101.1 | 83.5 | 94.8 |      |       |       |
| 3   | 95.5  | 98.7  | 97.3  | 99.3  | 80.7  | 86.8  | 70.9  | 82.9  | 83.4  | 72.8  | 89.2  | 97.4  | 94.5  | 97.7  | 94.8  | 111.1 | 99.7  | 98.4  | 99.0  | 89.4  | 98.4  | 88.6  | 98.6  | 83.3  | 98.2  | 92.3  | 97.3  | 95.1  | 105.2 | 98.3  | 98.6  | 97.0  | 94.8  | 97.1  | 87.8  | 101.1 | 83.5  | 94.8  | 97.1  | 87.8  | 101.1 | 83.5 | 94.8 |      |       |       |
| 4   | 93.5  | 98.3  | 96.2  | 99.7  | 79.7  | 85.3  | 67.7  | 81.6  | 83.9  | 71.9  | 88.5  | 96.8  | 92.3  | 97.3  | 95.1  | 105.2 | 98.3  | 98.6  | 97.0  | 94.8  | 97.1  | 87.8  | 101.1 | 83.5  | 98.2  | 92.3  | 97.3  | 95.1  | 105.2 | 98.3  | 98.6  | 97.0  | 94.8  | 97.1  | 87.8  | 101.1 | 83.5  | 94.8  | 97.1  | 87.8  | 101.1 | 83.5 | 94.8 |      |       |       |
| 15年 | 1期    | 94.4  | 96.9  | 95.6  | 99.1  | 77.7  | 84.5  | 65.8  | 78.9  | 82.3  | 69.4  | 87.9  | 97.9  | 94.7  | 97.3  | 92.9  | 95.0  | 99.3  | 99.3  | 100.5 | 101.1 | 96.5  | 85.9  | 103.2 | 99.8  | 94.5  | 97.1  | 93.1  | 100.3 | 96.4  | 98.4  | 99.4  | 105.6 | 96.6  | 94.8  | 86.3  | 100.9 | 96.6  | 94.8  | 86.3  | 100.9 | 96.6 | 94.8 |      |       |       |
| 2   | 92.5  | 96.9  | 94.0  | 98.6  | 74.8  | 80.4  | 62.9  | 77.3  | 79.4  | 65.3  | 86.9  | 96.9  | 93.5  | 96.3  | 92.1  | 98.5  | 97.4  | 99.1  | 101.2 | 101.2 | 96.8  | 85.5  | 101.8 | 97.3  | 99.8  | 93.5  | 97.1  | 93.1  | 100.3 | 96.4  | 98.4  | 99.4  | 105.6 | 96.6  | 94.8  | 86.3  | 100.9 | 96.6  | 94.8  | 86.3  | 100.9 | 96.6 | 94.8 |      |       |       |
| 3   | 92.5  | 97.1  | 95.5  | 99.9  | 74.0  | 79.1  | 60.3  | 76.3  | 78.6  | 64.0  | 87.6  | 96.7  | 93.5  | 97.1  | 93.1  | 94.9  | 99.0  | 99.4  | 105.6 | 96.6  | 94.8  | 86.3  | 100.9 | 96.6  | 94.8  | 92.3  | 97.3  | 95.1  | 105.2 | 98.3  | 98.6  | 97.0  | 94.8  | 97.1  | 87.8  | 101.1 | 83.5  | 94.8  | 97.1  | 87.8  | 101.1 | 83.5 | 94.8 |      |       |       |
| 4   | 92.6  | 96.8  | 94.8  | 100.7 | 73.0  | 79.1  | 59.8  | 75.7  | 78.0  | 62.3  | 85.4  | 98.2  | 93.8  | 99.1  | 93.1  | 100.3 | 96.4  | 98.4  | 102.9 | 111.4 | 94.1  | 85.6  | 100.6 | 76.6  | 99.8  | 92.3  | 97.3  | 95.1  | 105.2 | 98.3  | 98.6  | 97.0  | 94.8  | 97.1  | 87.8  | 101.1 | 83.5  | 94.8  | 97.1  | 87.8  | 101.1 | 83.5 | 94.8 |      |       |       |
| 16年 | 1期    | 93.8  | 97.5  | 95.2  | 101.0 | 72.0  | 78.5  | 57.4  | 75.6  | 76.9  | 61.2  | 85.5  | 95.9  | 95.7  | 97.2  | 93.8  | 89.5  | 96.5  | 99.0  | 102.7 | 95.8  | 85.2  | 103.8 | 76.8  | 99.8  | 97.3  | 97.3  | 94.5  | 87.7  | 96.2  | 100.0 | 100.8 | 94.7  | 95.8  | 92.6  | 85.2  | 103.8 | 76.8  | 99.8  | 97.3  | 97.3  | 94.5 | 87.7 | 96.2 | 100.0 | 100.8 |
| 2   | 92.9  | 97.1  | 94.2  | 100.7 | 71.1  | 79.2  | 56.8  | 74.6  | 74.8  | 59.4  | 85.0  | 95.5  | 97.3  | 97.3  | 94.5  | 87.7  | 96.2  | 99.0  | 100.8 | 94.7  | 92.5  | 87.3  | 104.3 | 75.2  | 99.8  | 96.3  | 97.8  | 94.8  | 83.0  | 97.0  | 98.3  | 97.1  | 100.0 | 94.9  | 86.2  | 104.6 | 75.5  | 99.8  | 96.3  | 97.8  | 94.8  | 83.0 | 97.0 | 98.3 |       |       |

5. 業種別及び特殊分類別指数 5. Indices by Industry and by Use of Goods  
(1) 生産指数(付加価値額ウェイト) (1) Indices of Industrial Production (Value Added Weights)

Table with 13 columns: 分類コード (Furniture, Metal furniture, Wooden furniture, Wood and wood products, Other products, Musical instruments, Stationery, Toys, Mining), 業種 (Machinery, Chemicals, Textiles, Electricity and gas, Newspaper and publishing, Information and technical electronics equipment for Capital goods, Information and technical electronics equipment for Consumer goods, Information and technical electronics equipment for Producer goods), and 時系列 (Weight).

Table showing 'Original Index' (原指数) for various years and months from 2000 to 2005, with values ranging from 75.8 to 106.6.

Table showing 'Seasonal Adjustment Index' (季節調整済指数) for various years and months from 2000 to 2005, with values ranging from 82.1 to 103.4.

5. 業種別及び特殊分類別指数 5. Indices by Industry and by Use of Goods  
(1) 生産指数(付加価値額ウェイト) (1) Indices of Industrial Production (Value Added Weights)

Table with 13 columns: 業種 (Machinery industry, Electrical machinery, Chemicals, Textiles, Electricity and gas, Newspaper and publishing, Information and technical electronics equipment for Capital goods, Information and technical electronics equipment for Consumer goods, Information and technical electronics equipment for Producer goods), 時系列 (Weight).

Table showing 'Original Index' (Original Index) for various years and months from 2000 to 2005, with values ranging from 403 to 106.6.

Table showing 'Seasonal Adjustment Index' (Seasonal Adjustment Index) for various years and months from 2000 to 2005, with values ranging from 82.1 to 103.4.

5. 業種別及び特殊分類別指数 5. Indices by Industry and by Use of Goods  
(1) 生産指数(付加価値額ウエイト) (1) Indices of Industrial Production (Value Added Weights)

Table with 13 columns: 分類コード, 鉱工業, 最終需要財, 投資財, 資本財, 資本財(除輸送機械), 非鉄金属工業, 金属製品工業, 一般機械工業, 電気機械工業, 情報通信機械工業, 輸送機械工業, 精密機械工業. Includes sub-headers for Mining and manufacturing, Final demand goods, Investment goods, Capital goods, Non-ferrous metals, Fabricated metals, General machinery, Electrical machinery, Information and communication electronics equipment, Transport equipment, Precision instruments.

Table showing 'Original Index' (原指数) for years 12 through 17, with monthly data from 1月 to 12月. Columns correspond to the 13 industry categories in the header table.

Table showing 'Seasonal Adjustment Index' (季節調整済指数) for years 12 through 17, with quarterly data from 1期 to 4期. Columns correspond to the 13 industry categories in the header table.

5. 業種別及び特殊分類別指数 5. Indices by Industry and by Use of Goods  
(1) 生産指数(付加価値額ウエイト) (1) Indices of Industrial Production (Value Added Weights)

Table with 13 columns: 窯業・土石製品工業, その他工業, 家具工業, その他製品工業, 建設財, 鉄鋼業, 金属製品工業, 一般機械工業, 電気機械工業, 窯業・土石製品工業, 化学工業, 石油・石炭製品工業. Includes sub-headers for Ceramics, stone and clay products, Other manufacturing, Furniture, Other products, Construction goods, Iron and steel, Fabricated metals, General machinery, Electrical machinery, Ceramics, stone and clay products, Chemicals, Petroleum and coal products.

Table showing 'Original Index' (Original Index) for years 12 through 17, with monthly data from 1月 to 12月. Columns correspond to the 13 industry categories in the header table.

Table showing 'Seasonal Adjustment Index' (Seasonal Adjustment Index) for years 12 through 17, with quarterly data from 1期 to 4期. Columns correspond to the 13 industry categories in the header table.

5. 業種別及び特殊分類別指数 5. Indices by Industry and by Use of Goods  
 (1) 生産指数(付加価値額ウェイト) (1) Indices of Industrial Production (Value Added Weights)

| 分類<br>コード | 業種別及び特殊分類別          |          |                        |           |                           |        |                   |                              |                      |                         |  |                        |
|-----------|---------------------|----------|------------------------|-----------|---------------------------|--------|-------------------|------------------------------|----------------------|-------------------------|--|------------------------|
|           | プラスチック<br>製品工業      | 繊維工業     | その他工業                  | 家具工業      | 木材・<br>木製品工業              | 鉱業     | 消費財               | 耐久消費財                        | 金属製品<br>工業           | 電気機械<br>工業              | 情報通信<br>機械工業   | 輸送機械<br>工業             |
|           | Plastic<br>products | Textiles | Other<br>manufacturing | Furniture | Wood and<br>wood products | Mining | Consumer<br>goods | Durable<br>consumer<br>goods | Fabricated<br>metals | Electrical<br>machinery | Information and<br>communication<br>electronics<br>equipment | Transport<br>equipment |
| 時系列       | 224                 | 225      | 226                    | 227       | 228                       | 229    | 230               | 231                          | 232                  | 233                     | 234  | 235                    |
| ウェイト      | 46.4                | 6.7      | 115.2                  | 19.9      | 95.3                      | 5.7    | 2543.8            | 1012.2                       | 31.8                 | 123.4                   | 210.1  | 542.1                  |

## 原指数

|        |       |       |       |       |       |       |       |       |       |       |       |       |
|--------|-------|-------|-------|-------|-------|-------|-------|-------|-------|-------|-------|-------|
| 12年    | 100.0 | 100.0 | 100.0 | 100.0 | 100.0 | 100.0 | 100.0 | 100.0 | 100.0 | 100.0 | 100.0 | 100.0 |
| 13     | 93.5  | 90.9  | 91.3  | 97.8  | 89.9  | 97.4  | 97.7  | 95.7  | 103.3 | 96.3  | 92.5  | 98.3  |
| 14     | 92.2  | 89.8  | 85.1  | 98.5  | 82.2  | 95.3  | 95.9  | 94.3  | 87.7  | 84.5  | 88.3  | 103.3 |
| 15     | 92.3  | 88.7  | 84.0  | 98.6  | 81.0  | 91.5  | 96.1  | 96.3  | 86.2  | 77.7  | 107.5 | 102.6 |
| 16     | 94.6  | 86.9  | 83.4  | 99.5  | 80.1  | 90.1  | 96.6  | 97.9  | 84.1  | 77.6  | 105.4 | 106.9 |
| 12年度   | 99.2  | 99.0  | 98.5  | 99.4  | 98.3  | 99.3  | 100.0 | 99.8  | 100.5 | 100.2 | 102.0 | 99.3  |
| 13     | 91.9  | 89.5  | 88.5  | 95.9  | 86.9  | 97.1  | 96.5  | 93.9  | 102.2 | 90.9  | 88.1  | 98.8  |
| 14     | 93.0  | 90.0  | 84.6  | 98.4  | 81.7  | 94.1  | 96.2  | 95.0  | 84.8  | 82.8  | 92.4  | 103.9 |
| 15     | 92.9  | 88.6  | 84.2  | 99.7  | 80.9  | 91.3  | 96.6  | 97.2  | 87.1  | 77.1  | 109.4 | 103.8 |
| 16     | 94.1  | 86.7  | 83.3  | 100.3 | 79.7  | 90.0  | 96.8  | 98.4  | 84.1  | 75.9  | 105.3 | 108.1 |
| 16年 1月 | 90.7  | 83.6  | 76.4  | 90.2  | 73.5  | 80.8  | 85.5  | 89.0  | 65.5  | 66.5  | 88.2  | 101.7 |
| 2      | 93.7  | 90.5  | 79.7  | 93.5  | 76.8  | 90.5  | 92.0  | 97.1  | 69.9  | 74.0  | 94.9  | 112.2 |
| 3      | 93.9  | 93.9  | 86.1  | 104.6 | 82.3  | 98.2  | 106.1 | 113.4 | 76.4  | 87.3  | 127.3 | 125.4 |
| 4      | 90.3  | 89.2  | 81.7  | 87.1  | 80.6  | 87.9  | 99.1  | 97.0  | 70.9  | 90.4  | 104.1 | 103.8 |
| 5      | 81.3  | 82.7  | 78.8  | 83.8  | 77.8  | 81.8  | 88.2  | 87.6  | 62.3  | 84.3  | 98.9  | 90.9  |
| 6      | 89.5  | 82.9  | 83.9  | 90.4  | 82.5  | 86.8  | 101.6 | 105.0 | 81.2  | 98.9  | 114.2 | 113.2 |
| 7      | 91.8  | 90.5  | 87.2  | 108.5 | 82.8  | 92.5  | 101.5 | 102.8 | 71.8  | 101.6 | 106.4 | 111.5 |
| 8      | 83.8  | 83.7  | 80.8  | 98.3  | 77.1  | 80.9  | 86.7  | 80.9  | 78.8  | 68.4  | 91.1  | 84.3  |
| 9      | 104.5 | 88.7  | 88.7  | 115.8 | 83.0  | 87.6  | 100.1 | 105.5 | 103.2 | 65.1  | 115.8 | 117.3 |
| 10     | 104.1 | 86.5  | 85.8  | 104.8 | 81.9  | 94.2  | 100.1 | 99.8  | 111.7 | 62.3  | 104.3 | 109.8 |
| 11     | 106.8 | 87.5  | 87.1  | 110.1 | 82.3  | 98.7  | 101.7 | 105.4 | 117.3 | 68.1  | 120.1 | 113.3 |
| 12     | 99.7  | 82.8  | 85.1  | 106.7 | 80.5  | 101.5 | 96.6  | 91.3  | 99.7  | 64.5  | 99.0  | 98.8  |
| 17年 1月 | 89.4  | 83.2  | 76.1  | 90.9  | 73.0  | 81.5  | 85.6  | 88.9  | 72.1  | 57.2  | 84.0  | 105.8 |
| 2      | 91.9  | 90.4  | 78.7  | 97.8  | 74.7  | 87.9  | 94.5  | 102.8 | 72.5  | 72.9  | 105.2 | 118.6 |
| 3      | 96.2  | 92.8  | 85.6  | 109.6 | 80.6  | 98.2  | 106.2 | 113.4 | 67.3  | 77.0  | 120.3 | 130.3 |

## 季節調整済指数

|        |       |       |       |       |       |       |       |       |       |       |       |       |
|--------|-------|-------|-------|-------|-------|-------|-------|-------|-------|-------|-------|-------|
| 12年 1期 | 98.3  | 98.4  | 100.3 | 99.7  | 100.4 | 99.0  | 97.7  | 97.5  | 99.9  | 91.6  | 97.6  |       |
| 2      | 99.5  | 101.1 | 100.8 | 101.3 | 100.6 | 99.4  | 100.0 | 100.5 | 97.2  | 99.7  | 96.2  | 101.9 |
| 3      | 100.7 | 100.6 | 99.8  | 98.6  | 100.0 | 100.7 | 100.4 | 100.4 | 99.1  | 101.5 | 104.6 | 99.1  |
| 4      | 100.0 | 99.3  | 98.2  | 100.0 | 97.9  | 100.0 | 101.0 | 101.3 | 103.9 | 99.4  | 106.1 | 100.9 |
| 13年 1期 | 96.8  | 95.4  | 95.7  | 99.0  | 95.1  | 97.3  | 99.2  | 97.8  | 101.0 | 101.7 | 97.1  | 96.7  |
| 2      | 95.8  | 89.9  | 93.7  | 101.8 | 92.1  | 99.3  | 99.4  | 98.0  | 104.7 | 99.9  | 97.3  | 98.3  |
| 3      | 92.5  | 91.3  | 88.8  | 95.4  | 87.4  | 97.6  | 97.8  | 96.6  | 105.3 | 96.4  | 89.2  | 101.2 |
| 4      | 89.5  | 87.0  | 87.1  | 95.4  | 85.4  | 95.5  | 94.8  | 90.7  | 101.6 | 86.0  | 82.5  | 97.2  |
| 14年 1期 | 90.6  | 90.1  | 84.5  | 93.0  | 82.8  | 96.6  | 94.7  | 91.6  | 97.1  | 82.0  | 83.3  | 99.8  |
| 2      | 91.5  | 90.8  | 84.2  | 97.8  | 81.5  | 95.5  | 95.7  | 92.9  | 86.2  | 85.5  | 102.4 | 98.8  |
| 3      | 92.3  | 87.4  | 86.1  | 101.2 | 82.9  | 95.3  | 96.4  | 94.9  | 82.4  | 84.9  | 88.6  | 104.2 |
| 4      | 94.2  | 91.0  | 85.3  | 101.5 | 81.8  | 94.1  | 96.7  | 97.8  | 86.7  | 83.3  | 98.0  | 107.5 |
| 15年 1期 | 93.7  | 90.6  | 83.0  | 94.0  | 80.7  | 92.1  | 96.3  | 94.9  | 82.7  | 76.8  | 101.0 | 102.8 |
| 2      | 91.2  | 88.6  | 82.5  | 96.2  | 79.5  | 90.9  | 95.4  | 95.0  | 80.8  | 80.6  | 105.1 | 100.5 |
| 3      | 92.6  | 88.6  | 86.1  | 105.1 | 82.3  | 92.3  | 95.5  | 96.0  | 85.2  | 74.7  | 106.6 | 102.0 |
| 4      | 92.1  | 87.3  | 84.8  | 99.7  | 81.7  | 91.1  | 97.5  | 99.4  | 92.8  | 77.8  | 116.8 | 105.3 |
| 16年 1期 | 94.4  | 88.6  | 82.6  | 98.0  | 79.3  | 90.6  | 96.3  | 96.9  | 84.6  | 75.0  | 107.0 | 105.1 |
| 2      | 94.2  | 86.9  | 83.7  | 96.6  | 80.9  | 89.5  | 96.5  | 99.1  | 84.9  | 77.1  | 105.6 | 109.0 |
| 3      | 93.3  | 87.0  | 84.7  | 104.0 | 80.9  | 89.3  | 97.0  | 98.6  | 82.8  | 84.4  | 103.5 | 106.8 |
| 4      | 96.2  | 84.5  | 82.4  | 98.5  | 78.9  | 90.3  | 95.9  | 96.0  | 84.0  | 74.4  | 104.2 | 105.3 |
| 17年 1期 | 93.5  | 89.2  | 83.0  | 102.7 | 78.9  | 91.1  | 98.5  | 100.1 | 86.4  | 69.0  | 108.5 | 111.5 |
| 16年 1月 | 97.6  | 91.2  | 83.8  | 103.6 | 80.0  | 93.5  | 99.0  | 99.0  | 84.5  | 82.2  | 109.0 | 106.2 |
| 2      | 92.2  | 88.0  | 80.8  | 95.0  | 78.0  | 89.6  | 93.5  | 94.3  | 86.5  | 70.2  | 103.2 | 103.6 |
| 3      | 93.5  | 86.6  | 83.1  | 95.5  | 80.0  | 88.6  | 96.5  | 97.4  | 82.8  | 72.7  | 108.7 | 105.6 |
| 4      | 98.2  | 87.6  | 84.4  | 100.0 | 80.8  | 90.5  | 98.7  | 102.0 | 84.8  | 77.9  | 107.3 | 111.6 |
| 5      | 92.4  | 87.4  | 84.2  | 98.7  | 81.2  | 89.3  | 94.4  | 97.3  | 82.8  | 76.5  | 105.6 | 106.6 |
| 6      | 92.0  | 85.8  | 82.5  | 91.2  | 80.6  | 88.7  | 96.3  | 98.0  | 87.2  | 76.9  | 103.8 | 108.7 |
| 7      | 92.2  | 87.7  | 84.2  | 101.3 | 80.7  | 92.2  | 97.3  | 98.2  | 75.7  | 81.6  | 102.9 | 107.0 |
| 8      | 93.5  | 86.0  | 84.8  | 103.5 | 81.5  | 87.4  | 96.5  | 97.9  | 85.6  | 92.4  | 101.9 | 104.6 |
| 9      | 94.2  | 87.4  | 85.0  | 107.1 | 80.5  | 88.3  | 97.3  | 99.7  | 87.0  | 79.3  | 105.8 | 108.8 |
| 10     | 95.2  | 81.4  | 81.9  | 98.0  | 78.7  | 88.7  | 96.5  | 97.1  | 86.2  | 75.8  | 101.6 | 106.6 |
| 11     | 96.8  | 85.8  | 82.3  | 98.1  | 78.8  | 90.5  | 96.8  | 98.0  | 84.8  | 76.3  | 109.9 | 106.8 |
| 12     | 96.7  | 86.2  | 83.0  | 99.4  | 79.3  | 91.8  | 94.4  | 92.8  | 81.1  | 71.1  | 101.1 | 102.6 |
| 17年 1月 | 95.0  | 91.1  | 83.4  | 105.6 | 79.1  | 94.6  | 99.5  | 100.1 | 92.3  | 72.3  | 104.8 | 111.8 |
| 2      | 93.3  | 90.4  | 82.0  | 101.0 | 78.1  | 89.6  | 98.2  | 101.6 | 90.8  | 70.5  | 116.4 | 111.4 |
| 3      | 92.2  | 86.0  | 83.7  | 101.6 | 79.4  | 89.1  | 97.8  | 98.5  | 76.0  | 64.1  | 104.3 | 111.2 |

5. 業種別及び特殊分類別指数 5. Indices by Industry and by Use of Goods  
 (1) 生産指数(付加価値額ウェイト) (1) Indices of Industrial Production (Value Added Weights)

| 分類<br>コード | 業種別及び特殊分類別               |          |                        |           |                   |                                  |                         |                                    |  |           |                                   |                     | Industries<br>Code |
|-----------|--------------------------|----------|------------------------|-----------|-------------------|----------------------------------|-------------------------|------------------------------------|--|-----------|-----------------------------------|---------------------|--------------------|
|           | 精密機械<br>工業               | 繊維工業     | その他工業                  | 家具工業      | その他<br>製品工業       | 非耐久<br>消費財                       | 電気機械<br>工業              | 電子部品・<br>デバイス工業                    | 窯業・土石<br>製品工業                              | 化学工業      | 石油・石炭<br>製品工業                     | プラスチック<br>製品工業      |                    |
|           | Precision<br>instruments | Textiles | Other<br>manufacturing | Furniture | Other<br>products | Non-durable<br>consumer<br>goods | Electrical<br>machinery | Electronic<br>parts and<br>devices | Ceramics,<br>stone and<br>clay<br>products | Chemicals | Petroleum<br>and coal<br>products | Plastic<br>products |                    |
| 時系列       | 236                      | 237      | 238                    | 239       | 240               | 241                              | 242                     | 243                                | 244  | 245       | 246                               | 247                 | Time series        |
| ウェイト      | 25.3                     | 16.0     | 63.5                   | 33.6      | 29.9              | 1531.6                           | 14.5                    | 9.6                                | 17.1                                       | 557.8     | 48.5                              | 25.0                | Weight             |

## Original Index

|        |       |       |       |       |       |       |       |       |       |       |       |       |      |      |
|--------|-------|-------|-------|-------|-------|-------|-------|-------|-------|-------|-------|-------|------|------|
| 12年    | 100.0 | 100.0 | 100.0 | 100.0 | 100.0 | 100.0 | 100.0 | 100.0 | 100.0 | 100.0 | 100.0 | 100.0 | C.Y. | 2000 |
| 13     | 81.1  | 89.2  | 87.4  | 90.5  | 83.8  | 99.1  | 92.0  | 60.8  | 86.9  | 103.8 | 102.1 | 96.3  |      | 2001 |
| 14     | 60.7  | 76.2  | 77.0  | 76.9  | 77.2  | 97.0  | 94.5  | 56.2  | 76.4  | 103.8 | 101.7 | 81.6  |      | 2002 |
| 15     | 53.6  | 70.2  | 70.3  | 70.5  | 70.1  | 96.0  | 100.1 | 60.3  | 70.1  | 104.3 | 103.0 | 76.7  |      | 2003 |
| 16     | 56.5  | 65.4  | 67.8  | 66.6  | 69.1  | 95.7  | 101.2 | 53.2  | 67.3  | 107.1 | 102.2 | 74.6  |      | 2004 |
| 12年度   | 95.5  | 96.7  | 97.5  | 99.3  | 95.3  | 100.2 | 98.2  | 93.9  | 96.7  | 102.0 | 100.6 | 99.3  | F.Y. | 2000 |
| 13     | 74.3  | 85.4  | 82.6  | 85.0  | 79.9  | 98.2  | 88.6  | 54.3  | 83.6  | 103.4 | 102.3 | 92.8  |      | 2001 |
| 14     | 59.2  | 74.0  | 75.5  | 75.8  | 75.3  | 97.1  | 98.6  | 57.2  | 75.0  | 104.7 | 102.2 | 80.6  |      | 2002 |
| 15     | 53.9  | 69.5  | 69.4  | 69.7  | 69.0  | 96.1  | 101.1 | 59.4  | 69.5  | 105.4 | 102.9 | 76.1  |      | 2003 |
| 16     | 56.7  | 64.2  | 68.1  | 65.3  | 71.3  | 95.8  | 101.3 | 52.7  | 65.5  | 107.7 | 101.9 | 73.7  |      | 2004 |
| 16年 1月 | 51.4  | 68.1  | 59.0  | 65.1  | 52.1  | 83.1  | 87.7  | 49.8  | 64.3  | 95.7  | 106.9 | 71.4  | Jan. | 2004 |
| 2      | 52.2  | 63.8  | 59.6  | 68.2  | 50.0  | 88.7  | 92.0  | 51.4  | 67.6  | 102.3 | 99.8  | 71.0  | Feb. |      |
| 3      | 58.3  | 65.4  | 68.2  | 79.4  | 55.6  | 101.2 | 94.1  | 49.1  | 73.7  | 113.5 | 107.3 | 79.1  | Mar. |      |
| 4      | 55.6  | 59.2  | 67.4  | 71.6  | 62.7  | 100.5 | 105.1 | 57.2  | 71.8  | 111.0 | 99.2  | 80.1  | Apr. |      |
| 5      | 53.1  | 52.3  | 64.1  | 60.9  | 67.6  | 88.6  | 92.9  | 49.9  | 66.5  | 93.1  | 92.9  | 75.3  | May  |      |
| 6      | 51.8  | 54.4  | 62.4  | 61.9  | 63.0  | 99.4  | 103.1 | 61.7  | 70.6  | 113.3 | 88.5  | 73.4  | Jun  |      |
| 7      | 50.5  | 58.6  | 66.5  | 64.7  | 68.5  | 100.7 | 102.9 | 54.5  | 68.0  | 113.3 | 106.6 | 71.3  | Jul  |      |
| 8      | 54.4  | 62.9  | 58.8  | 59.0  | 58.7  | 90.5  | 91.6  | 43.4  | 60.4  | 98.6  | 112.0 | 68.8  | Aug  |      |
| 9      | 60.3  | 74.5  | 76.5  | 65.7  | 88.7  | 96.5  | 107.5 | 55.2  | 66.3  | 109.1 | 99.4  | 74.5  | Sep  |      |
| 10     | 61.5  | 81.8  | 86.0  | 68.7  | 105.4 | 100.2 | 109.9 | 56.3  | 66.7  | 117.1 | 101.8 | 76.1  | Oct  |      |
| 11     | 68.3  | 72.6  | 78.1  | 67.5  | 90.0  | 99.3  | 117.2 | 59.1  | 66.2  | 112.7 | 101.3 | 77.8  | Nov  |      |
| 12     | 60.5  | 71.3  | 66.7  | 66.6  | 66.8  | 100.1 | 110.9 | 51.0  | 65.2  | 105.7 | 110.8 | 75.9  | Dec  |      |
| 17年 1月 | 42.1  | 61.4  | 56.8  | 60.2  | 53.0  | 83.4  | 87.0  | 45.4  | 56.2  | 98.1  | 107.4 | 68.6  | Jan. | 2005 |
| 2      | 54.7  | 57.7  | 63.   |       |       |       |       |       |       |       |       |       |      |      |

5. 業種別及び特殊分類別指数 5. Indices by Industry and by Use of Goods  
 (1) 生産指数(付加価値額ウェイト) (1) Indices of Industrial Production (Value Added Weights)

| 分類<br>コード | 生産財                                  |          |                      |                        |                     |                   | 鉱工業用<br>生産財       | 鉄鋼業                                | 非鉄金属<br>工業        | 金属製品<br>工業            | 一般機械<br>工業           |                      |
|-----------|--------------------------------------|----------|----------------------|------------------------|---------------------|-------------------|-------------------|------------------------------------|-------------------|-----------------------|----------------------|----------------------|
|           | パルプ・紙・<br>紙加工工業                      | 繊維工業     | 食品・<br>たばこ工業         | その他工業                  | 皮革製品<br>工業          | その他<br>製品工業       |                   |                                    |                   |                       |                      | 生産財                  |
| 時系列       | Pulp, paper<br>and paper<br>products | Textiles | Foods and<br>tobacco | Other<br>manufacturing | Leather<br>products | Other<br>products | Producer<br>goods | For mining<br>and<br>manufacturing | Iron and<br>steel | Non-ferrous<br>metals | Fabricated<br>metals | General<br>machinery |
| ウェイト      | 248                                  | 249      | 250                  | 251                    | 252                 | 253               | 254               | 255                                | 256               | 257                   | 258                  | 259                  |

| 原指数 |       |       |       |       |       |       |       |       |       |       |       |       |
|-----|-------|-------|-------|-------|-------|-------|-------|-------|-------|-------|-------|-------|
| 12年 | 100.0 | 100.0 | 100.0 | 100.0 | 100.0 | 100.0 | 100.0 | 100.0 | 100.0 | 100.0 | 100.0 | 100.0 |
| 13  | 98.6  | 85.4  | 99.1  | 88.5  | 96.4  | 81.6  | 90.9  | 90.8  | 96.3  | 93.1  | 90.9  | 89.5  |
| 14  | 97.3  | 74.0  | 97.6  | 79.2  | 82.5  | 76.5  | 93.4  | 93.4  | 100.1 | 92.6  | 88.1  | 87.3  |
| 15  | 96.3  | 65.2  | 97.1  | 71.3  | 76.4  | 67.0  | 99.1  | 99.2  | 105.0 | 95.8  | 88.6  | 91.4  |
| 16  | 98.1  | 58.5  | 95.7  | 68.6  | 73.0  | 64.8  | 104.9 | 105.1 | 109.8 | 99.2  | 92.6  | 99.0  |

|      |      |      |       |      |      |      |       |       |       |       |      |       |
|------|------|------|-------|------|------|------|-------|-------|-------|-------|------|-------|
| 12年度 | 99.8 | 95.9 | 100.0 | 96.4 | 99.7 | 93.6 | 99.7  | 99.7  | 100.7 | 100.0 | 98.9 | 99.8  |
| 13   | 98.6 | 82.3 | 98.6  | 84.9 | 91.5 | 79.2 | 88.7  | 88.6  | 94.9  | 90.6  | 88.1 | 86.5  |
| 14   | 97.0 | 72.0 | 97.6  | 76.8 | 81.9 | 72.4 | 95.8  | 95.8  | 102.5 | 94.4  | 89.2 | 89.0  |
| 15   | 95.6 | 63.5 | 96.9  | 70.4 | 75.1 | 66.3 | 101.1 | 101.3 | 106.3 | 97.1  | 89.0 | 92.9  |
| 16   | 99.1 | 56.6 | 95.7  | 69.0 | 72.1 | 66.3 | 104.7 | 104.9 | 110.3 | 98.9  | 92.9 | 100.3 |

|        |       |      |       |      |      |       |       |       |       |       |       |       |
|--------|-------|------|-------|------|------|-------|-------|-------|-------|-------|-------|-------|
| 16年 1月 | 88.5  | 56.5 | 78.0  | 59.5 | 70.0 | 50.5  | 100.0 | 100.2 | 108.9 | 93.7  | 81.7  | 90.2  |
| 2      | 93.0  | 62.2 | 84.4  | 62.1 | 78.6 | 48.0  | 101.9 | 102.0 | 105.2 | 99.2  | 86.0  | 97.1  |
| 3      | 98.5  | 67.4 | 101.1 | 67.8 | 82.9 | 54.8  | 112.5 | 112.7 | 114.1 | 106.9 | 98.6  | 119.4 |
| 4      | 96.8  | 67.5 | 101.8 | 67.6 | 81.7 | 55.4  | 104.5 | 104.6 | 108.1 | 99.4  | 95.7  | 94.1  |
| 5      | 92.4  | 58.4 | 92.5  | 65.5 | 67.2 | 64.1  | 101.1 | 101.3 | 107.3 | 92.8  | 90.0  | 88.7  |
| 6      | 99.6  | 58.2 | 100.0 | 62.6 | 69.7 | 56.5  | 108.6 | 108.7 | 109.6 | 101.5 | 98.0  | 108.4 |
| 7      | 98.9  | 57.0 | 102.1 | 64.1 | 71.9 | 57.4  | 108.4 | 108.6 | 111.2 | 101.6 | 100.7 | 102.2 |
| 8      | 94.8  | 53.9 | 92.3  | 60.8 | 68.5 | 54.2  | 100.6 | 100.8 | 108.0 | 88.2  | 89.9  | 87.6  |
| 9      | 103.0 | 57.4 | 95.1  | 78.2 | 73.9 | 82.0  | 107.6 | 107.7 | 109.7 | 103.1 | 94.7  | 105.8 |
| 10     | 104.1 | 56.3 | 96.0  | 89.6 | 72.8 | 104.1 | 104.8 | 104.9 | 112.7 | 103.1 | 93.1  | 93.7  |
| 11     | 103.2 | 54.3 | 98.3  | 79.2 | 69.3 | 87.8  | 106.1 | 106.2 | 111.6 | 103.7 | 92.9  | 99.9  |
| 12     | 104.2 | 52.8 | 106.8 | 65.8 | 69.0 | 63.0  | 103.0 | 103.0 | 111.0 | 96.9  | 89.6  | 100.5 |

|        |       |      |      |      |      |      |       |       |       |       |      |       |
|--------|-------|------|------|------|------|------|-------|-------|-------|-------|------|-------|
| 17年 1月 | 93.0  | 49.6 | 78.1 | 56.5 | 66.3 | 48.1 | 99.4  | 99.6  | 111.9 | 92.5  | 83.0 | 94.7  |
| 2      | 94.0  | 54.7 | 85.1 | 66.1 | 74.4 | 58.9 | 100.4 | 100.4 | 105.3 | 97.6  | 88.8 | 102.5 |
| 3      | 105.5 | 59.0 | 99.9 | 71.4 | 80.4 | 63.7 | 112.4 | 112.5 | 116.6 | 106.7 | 98.6 | 125.7 |

| 季節調整済指数 |       |       |       |       |       |       |       |       |       |       |       |       |
|---------|-------|-------|-------|-------|-------|-------|-------|-------|-------|-------|-------|-------|
| 12年 1期  | 98.2  | 104.7 | 98.9  | 105.7 | 100.8 | 111.0 | 96.9  | 96.9  | 96.4  | 97.0  | 99.5  | 95.6  |
| 2       | 100.5 | 101.6 | 100.0 | 101.1 | 100.8 | 102.0 | 100.0 | 100.0 | 100.0 | 99.6  | 99.4  | 102.0 |
| 3       | 100.1 | 97.7  | 100.3 | 96.5  | 96.3  | 96.3  | 100.7 | 100.8 | 100.9 | 100.2 | 100.0 | 99.6  |
| 4       | 100.0 | 94.5  | 100.1 | 96.9  | 100.3 | 94.0  | 101.5 | 101.6 | 101.7 | 102.5 | 100.3 | 101.4 |

|        |      |      |       |      |       |      |      |      |       |      |      |      |
|--------|------|------|-------|------|-------|------|------|------|-------|------|------|------|
| 13年 1期 | 98.8 | 89.7 | 100.0 | 92.2 | 101.7 | 84.0 | 97.1 | 97.1 | 100.7 | 98.2 | 96.3 | 97.1 |
| 2      | 99.1 | 87.0 | 100.0 | 94.2 | 100.5 | 87.8 | 92.5 | 92.4 | 97.3  | 94.4 | 92.5 | 93.9 |
| 3      | 97.6 | 83.4 | 99.0  | 87.9 | 94.6  | 80.9 | 88.2 | 88.1 | 95.2  | 91.9 | 90.1 | 86.0 |
| 4      | 98.7 | 81.2 | 97.5  | 80.5 | 88.3  | 74.9 | 86.1 | 86.0 | 92.0  | 88.1 | 84.7 | 81.3 |

|        |      |      |      |      |      |      |      |      |       |      |      |      |
|--------|------|------|------|------|------|------|------|------|-------|------|------|------|
| 14年 1期 | 99.2 | 77.5 | 98.2 | 78.8 | 82.9 | 75.1 | 88.3 | 88.2 | 95.4  | 88.6 | 85.2 | 85.7 |
| 2      | 96.9 | 73.7 | 99.1 | 76.5 | 82.8 | 70.6 | 93.2 | 93.2 | 99.9  | 93.1 | 88.3 | 86.9 |
| 3      | 98.3 | 72.8 | 96.9 | 83.0 | 82.6 | 82.7 | 95.7 | 95.8 | 102.2 | 93.3 | 88.6 | 88.7 |
| 4      | 95.1 | 71.9 | 96.6 | 78.4 | 81.5 | 76.2 | 96.3 | 96.4 | 103.1 | 95.7 | 90.4 | 87.5 |

|        |      |      |      |      |      |      |       |       |       |      |      |      |
|--------|------|------|------|------|------|------|-------|-------|-------|------|------|------|
| 15年 1期 | 97.8 | 69.4 | 97.5 | 69.6 | 80.6 | 59.5 | 97.8  | 97.9  | 105.1 | 95.6 | 89.9 | 91.1 |
| 2      | 98.6 | 65.3 | 96.5 | 71.4 | 76.2 | 66.5 | 97.2  | 97.3  | 104.6 | 94.3 | 88.3 | 89.6 |
| 3      | 95.9 | 64.0 | 96.2 | 71.4 | 75.1 | 67.8 | 98.7  | 98.8  | 104.3 | 95.5 | 87.1 | 89.2 |
| 4      | 93.5 | 62.3 | 98.3 | 72.2 | 74.0 | 70.7 | 103.0 | 103.1 | 106.5 | 98.1 | 89.2 | 96.3 |

|        |       |      |      |      |      |      |       |       |       |      |      |       |
|--------|-------|------|------|------|------|------|-------|-------|-------|------|------|-------|
| 16年 1期 | 93.6  | 61.2 | 95.4 | 66.0 | 73.8 | 58.5 | 104.1 | 104.2 | 108.5 | 98.8 | 89.9 | 94.9  |
| 2      | 96.6  | 59.4 | 94.8 | 72.0 | 72.2 | 72.6 | 105.9 | 106.1 | 109.1 | 98.3 | 92.3 | 100.5 |
| 3      | 102.2 | 56.9 | 96.3 | 67.5 | 73.1 | 63.1 | 105.6 | 105.7 | 109.2 | 99.7 | 94.6 | 100.5 |
| 4      | 99.4  | 55.9 | 95.4 | 68.2 | 72.7 | 64.3 | 103.5 | 103.6 | 111.7 | 99.1 | 93.0 | 100.0 |

|        |       |      |      |      |      |      |       |       |       |       |      |       |
|--------|-------|------|------|------|------|------|-------|-------|-------|-------|------|-------|
| 17年 1期 | 98.9  | 54.4 | 96.6 | 68.3 | 71.3 | 65.7 | 104.6 | 104.7 | 111.6 | 99.0  | 92.6 | 101.2 |
| 16年 1月 | 95.1  | 62.8 | 97.1 | 69.0 | 75.4 | 63.7 | 105.4 | 105.4 | 110.1 | 100.1 | 92.1 | 97.1  |
| 2      | 94.9  | 60.2 | 93.2 | 64.1 | 72.8 | 55.3 | 102.4 | 102.6 | 107.2 | 97.9  | 87.3 | 93.7  |
| 3      | 90.9  | 60.6 | 95.9 | 64.9 | 73.2 | 56.4 | 104.4 | 104.6 | 108.3 | 98.3  | 90.3 | 93.8  |
| 4      | 95.3  | 60.8 | 96.3 | 71.0 | 72.5 | 70.2 | 105.3 | 105.5 | 111.1 | 98.2  | 91.3 | 99.9  |
| 5      | 95.7  | 58.8 | 94.0 | 75.0 | 71.8 | 79.4 | 106.2 | 106.4 | 107.8 | 98.6  | 93.5 | 99.1  |
| 6      | 98.9  | 58.5 | 94.2 | 69.9 | 72.3 | 68.3 | 106.2 | 106.3 | 108.5 | 98.2  | 92.0 | 102.6 |
| 7      | 100.0 | 57.5 | 97.2 | 68.5 | 73.2 | 65.6 | 105.5 | 105.7 | 110.0 | 99.0  | 93.4 | 101.2 |
| 8      | 104.8 | 56.9 | 95.6 | 67.0 | 73.5 | 61.3 | 106.2 | 106.2 | 109.0 | 100.0 | 96.3 | 99.6  |
| 9      | 101.9 | 56.4 | 96.1 | 66.9 | 72.5 | 62.4 | 105.1 | 105.2 | 108.6 | 100.2 | 94.0 | 100.6 |
| 10     | 99.2  | 56.3 | 95.9 | 70.5 | 74.0 | 67.4 | 103.1 | 103.3 | 110.6 | 99.7  | 92.9 | 98.1  |
| 11     | 99.2  | 56.0 | 95.2 | 68.3 | 73.1 | 64.8 | 104.2 | 104.3 | 112.2 | 99.7  | 92.9 | 101.2 |
| 12     | 99.9  | 55.3 | 95.1 | 65.7 | 71.0 | 60.8 | 103.2 | 103.3 | 112.3 | 97.8  | 93.3 | 100.7 |

|        |      |      |      |      |      |      |       |       |       |      |      |       |
|--------|------|------|------|------|------|------|-------|-------|-------|------|------|-------|
| 17年 1月 | 99.7 | 55.1 | 97.9 | 67.4 | 70.4 | 64.3 | 104.8 | 104.8 | 112.6 | 99.4 | 94.1 | 101.0 |
| 2      | 99.0 | 54.6 | 96.6 | 69.5 | 71.0 | 68.6 | 103.7 | 103.8 | 110.7 | 98.8 | 92.2 | 101.2 |
| 3      | 98.1 | 53.6 | 95.2 | 68.1 | 72.5 | 64.1 | 105.4 | 105.5 | 111.6 | 98.9 | 91.4 | 101.3 |

5. 業種別及び特殊分類別指数 5. Indices by Industry and by Use of Goods  
 (1) 生産指数(付加価値額ウェイト) (1) Indices of Industrial Production (Value Added Weights)

| 分類<br>コード | 生産財                     |  |                                    |                        |                          |  |           |                                   |                     |                                      |          | Industries<br>Code   |
|-----------|-------------------------|--|------------------------------------|------------------------|--------------------------|--|-----------|-----------------------------------|---------------------|--------------------------------------|----------|----------------------|
|           | 電気機械<br>工業              | 情報通信<br>機械工業   | 電子部品・<br>デバイス工業                    | 輸送機械<br>工業             | 精密機械<br>工業               | 窯業・土石<br>製品工業                              | 化学工業      | 石油・石炭<br>製品工業                     | プラスチック<br>製品工業      | パルプ・紙・<br>紙加工工業                      | 繊維工業     |                      |
| 時系列       | Electrical<br>machinery | Information and<br>communication<br>electronics<br>equipment | Electronic<br>parts and<br>devices | Transport<br>equipment | Precision<br>instruments | Ceramics,<br>stone and<br>clay<br>products | Chemicals | Petroleum<br>and coal<br>products | Plastic<br>products | Pulp, paper<br>and paper<br>products | Textiles | Foods and<br>tobacco |
| ウェイト      | 260                     | 261  | 262                                | 263                    | 264                      | 265  | 266       | 267                               | 268                 | 269                                  | 270      | 271                  |

| Original Index |       |       |       |       |       |       |       |       |       |       |       |       |
|----------------|-------|-------|-------|-------|-------|-------|-------|-------|-------|-------|-------|-------|
| 12年            | 100.0 | 100.0 | 100.0 | 100.0 | 100.0 | 100.0 | 100.0 | 100.0 | 100.0 | 100.0 | 100.0 | 100.0 |
| 13             | 89.4  | 66.9  | 78.8  | 101.9 | 93.7  | 93.3  | 95.0  | 99.0  | 94.1  | 96.9  | 94.1  | 98.2  |
| 14             | 96.1  | 60.8  | 87.9  | 110.1 | 96.8  | 91.6  | 95.3  | 97.8  | 93.6  | 97.1  | 85.6  | 98.7  |
| 15             | 111.4 | 43.9  | 103.6 | 116.6 | 96.2  | 92.7  | 97.3  | 99.5  | 94.9  | 96.6  | 79.7  | 99.0  |
| 16             | 123.0 | 36.2  | 117.5 | 123.0 | 94.2  | 91.9  | 99.1  | 98.3  | 96.4  | 97.9  | 77.0  | 98.5  |

|      |       |      |       |       |      |      |      |       |      |      |      |      |
|------|-------|------|-------|-------|------|------|------|-------|------|------|------|------|
| 12年度 | 99.3  | 89.0 | 100.2 | 101.1 | 97.4 | 99.7 | 99.2 | 100.3 | 99.1 | 99.7 | 98.4 | 99.6 |
| 13   | 87.1  | 64.1 | 74.2  | 103.0 | 95.2 | 91.1 | 93.0 | 98.3  | 92.7 | 95.9 | 91.9 | 98.3 |
| 14   | 100.9 | 59.0 | 92.9  | 112.5 | 96.8 | 93.2 | 97.3 | 98.9  | 94.3 | 97.4 | 84.2 | 98.7 |
| 15   | 115.0 | 41.2 | 109.5 | 118.4 | 98.4 | 92.2 | 97.9 | 98.7  | 95.4 | 97.2 | 78.9 | 99.0 |
| 16   | 124.0 | 33.9 | 115.4 | 124.4 | 90.0 | 92.4 | 99.4 | 98.0  | 96.2 | 97.9 | 76.3 | 98.0 |

|        |       |      |       |       |       |      |       |       |       |       |      |       |
|--------|-------|------|-------|-------|-------|------|-------|-------|-------|-------|------|-------|
| 16年 1月 | 110.5 | 39.8 | 111.8 | 115.1 | 85.7  | 88.9 | 104.2 | 109.0 | 88.0  | 91.9  | 75.3 | 91.6  |
| 2      | 115.5 | 35.2 | 113.3 | 122.2 | 97.4  | 86.8 | 99.4  | 103.3 | 92.2  | 94.3  | 75.7 | 92.8  |
| 3      | 130.3 | 43.7 | 126.0 | 138.1 | 101.2 | 97.6 | 100.5 | 106.4 | 101.0 | 102.3 | 79.9 | 102.2 |
| 4      | 127.2 | 38.5 | 117.5 | 122.9 | 100.7 | 89.7 | 94.7  | 97.0  | 97.8  | 98.1  | 77.8 | 108.2 |
| 5      | 121.4 | 37.4 | 117.9 | 109.7 | 100.5 | 88.7 | 95.2  | 87.6  | 91.6  | 96.1  | 76.0 | 99.5  |
| 6      | 127.3 | 41.5 | 125.9 | 129.6 | 97.0  | 93.1 | 94.7  | 87.8  | 99.5  | 97.4  | 77.9 | 102.0 |
| 7      | 121.6 | 39.1 | 121.9 | 129.7 | 94.9  | 93.1 | 100.6 | 94.5  | 103.2 | 98.7  | 79.0 | 104.1 |
| 8      | 114.6 | 32.2 | 119.6 | 104.7 | 95.0  | 88.2 | 98.3  | 98.8  | 91.8  | 97.3  | 74.1 | 89.5  |
| 9      | 125.6 | 35.6 | 122.0 | 132.7 | 89.3  | 92.2 | 97.2  | 91.8  | 99.2  | 97.8  | 76.3 | 92.3  |
| 10     | 125.6 | 31.0 | 113.1 | 127.2 | 94.6  | 94.6 | 98.4  | 96.4  | 98.4  | 101.7 | 76.7 | 96.8  |
| 11     | 129.3 | 31.6 | 113.6 | 128.8 | 91.3  | 95.5 | 100.4 | 98.0  | 100.2 | 100.8 | 78.4 | 98.2  |
| 12     | 126.7 | 28.2 | 106.9 | 115.6 | 83.2  | 94.9 | 105.8 | 108.6 | 94.1  | 98.9  | 77.2 | 104.6 |

|        |       |      |
|--------|-------|------|
| 17年 1月 | 117.2 | 27.7 |
|--------|-------|------|





5. 業種別及び特殊分類別指数 5. Indices by Industry and by Use of Goods  
 (1) 生産指数(付加価値額ウェイト) (1) Indices of Industrial Production (Value Added Weights)

| 分類コード<br>時系列 | 鉱工業                      | 最終需要財              | 投資財              | 資本財           | 資本財<br>(除輸送機械)                            | 製造設備用                       | 電力用             | 通信・放送用                             | 農業用             | 建設用              | 輸送用            | 事務用         |
|--------------|--------------------------|--------------------|------------------|---------------|---|-----------------------------|-----------------|------------------------------------|-----------------|------------------|----------------|-------------|
|              | Mining and manufacturing | Final demand goods | Investment goods | Capital goods | Capital goods (excl. Transport equipment) | For manufacturing equipment | For electricity | For communication and broadcasting | For agriculture | For construction | For transports | For offices |
| ウェイト         | 300                      | 301                | 302              | 303           | 304                                       | 305                         | 306             | 307                                | 308             | 309              | 310            | 311         |

| 原指数    |       |       |       |       |       |       |       |       |       |       |       |       |
|--------|-------|-------|-------|-------|-------|-------|-------|-------|-------|-------|-------|-------|
| 12年    | 100.0 | 100.0 | 100.0 | 100.0 | 100.0 | 100.0 | 100.0 | 100.0 | 100.0 | 100.0 | 100.0 | 100.0 |
| 13     | 93.2  | 95.4  | 93.0  | 92.7  | 91.2  | 86.1  | 93.2  | 108.6 | 85.9  | 84.4  | 100.1 | 95.6  |
| 14     | 92.0  | 90.7  | 85.3  | 84.1  | 79.5  | 75.5  | 83.2  | 82.7  | 88.2  | 78.2  | 107.5 | 79.8  |
| 15     | 95.0  | 90.9  | 85.6  | 85.9  | 82.6  | 83.8  | 77.6  | 67.0  | 92.2  | 96.9  | 102.4 | 77.0  |
| 16     | 100.2 | 95.6  | 94.5  | 99.9  | 95.9  | 106.0 | 83.4  | 57.6  | 98.8  | 125.2 | 119.8 | 80.0  |
| 12年度   | 99.9  | 100.2 | 100.4 | 100.9 | 101.4 | 103.5 | 96.6  | 103.9 | 96.9  | 97.2  | 98.3  | 102.2 |
| 13     | 90.8  | 92.8  | 89.0  | 87.8  | 85.4  | 77.5  | 93.9  | 104.3 | 84.0  | 78.9  | 99.7  | 89.8  |
| 14     | 93.3  | 90.8  | 85.2  | 84.3  | 80.0  | 77.8  | 79.6  | 80.2  | 89.6  | 81.2  | 106.0 | 78.8  |
| 15     | 96.6  | 92.1  | 87.6  | 89.0  | 85.7  | 89.7  | 77.2  | 60.0  | 95.7  | 104.5 | 105.8 | 77.8  |
| 16     | 100.6 | 96.4  | 96.0  | 102.5 | 96.8  | 107.0 | 84.4  | 56.7  | 100.4 | 129.8 | 131.0 | 79.6  |
| 16年 1月 | 92.2  | 84.5  | 83.6  | 86.2  | 82.5  | 87.1  | -66.5 | 55.9  | 92.4  | 107.5 | 104.7 | 77.9  |
| 2      | 97.1  | 92.4  | 92.7  | 97.5  | 94.8  | 100.3 | 81.2  | 59.0  | 111.2 | 113.9 | 111.6 | 86.2  |
| 3      | 112.4 | 112.2 | 118.6 | 130.2 | 132.0 | 147.1 | 132.5 | 90.8  | 115.8 | 127.7 | 121.7 | 108.9 |
| 4      | 98.5  | 92.6  | 85.9  | 89.6  | 85.1  | 91.0  | 64.5  | 53.5  | 107.7 | 117.4 | 112.4 | 74.4  |
| 5      | 93.4  | 85.7  | 83.1  | 87.0  | 82.8  | 93.0  | 64.0  | 46.9  | 93.5  | 109.0 | 108.3 | 68.0  |
| 6      | 103.6 | 98.8  | 95.8  | 102.6 | 99.0  | 110.4 | 86.9  | 56.3  | 104.8 | 130.5 | 120.8 | 80.9  |
| 7      | 103.3 | 98.3  | 94.9  | 100.5 | 95.4  | 108.6 | 81.2  | 52.3  | 94.9  | 127.2 | 126.8 | 75.8  |
| 8      | 93.9  | 87.3  | 88.0  | 93.5  | 90.3  | 105.4 | 82.0  | 47.2  | 90.2  | 109.3 | 109.3 | 66.8  |
| 9      | 105.4 | 103.4 | 106.7 | 115.6 | 113.0 | 124.6 | 109.3 | 59.8  | 96.8  | 143.3 | 128.4 | 98.0  |
| 10     | 99.9  | 95.0  | 89.9  | 91.6  | 85.9  | 93.1  | 77.8  | 51.3  | 82.5  | 130.8 | 119.2 | 70.2  |
| 11     | 102.2 | 98.3  | 94.9  | 97.9  | 91.6  | 102.2 | 76.1  | 53.3  | 92.2  | 141.0 | 127.6 | 73.4  |
| 12     | 100.6 | 98.2  | 99.8  | 106.3 | 98.2  | 109.7 | 79.0  | 64.4  | 103.4 | 138.0 | 146.2 | 79.9  |
| 17年 1月 | 94.0  | 88.6  | 91.7  | 99.4  | 89.5  | 95.3  | 70.4  | 56.8  | 100.7 | 124.0 | 149.1 | 80.9  |
| 2      | 98.1  | 95.9  | 97.3  | 106.0 | 95.1  | 101.3 | 82.1  | 59.7  | 110.7 | 131.1 | 160.9 | 77.5  |
| 3      | 113.8 | 115.2 | 124.4 | 140.5 | 136.1 | 149.4 | 139.5 | 78.9  | 127.3 | 149.5 | 163.4 | 109.4 |

| 季節調整済指数 |       |       |       |       |       |       |       |       |       |       |       |       |
|---------|-------|-------|-------|-------|-------|-------|-------|-------|-------|-------|-------|-------|
| 12年 1期  | 97.2  | 97.4  | 97.0  | 96.1  | 94.7  | 90.1  | 103.1 | 89.9  | 102.9 | 102.4 | 103.2 | 95.2  |
| 2       | 99.7  | 99.5  | 98.8  | 98.4  | 98.3  | 99.9  | 96.9  | 90.3  | 99.6  | 102.2 | 98.6  | 97.6  |
| 3       | 100.4 | 100.3 | 100.5 | 100.4 | 101.4 | 102.2 | 98.3  | 104.2 | 96.4  | 99.2  | 94.7  | 102.8 |
| 4       | 101.8 | 101.9 | 102.8 | 104.5 | 105.1 | 107.7 | 100.2 | 115.8 | 99.3  | 95.0  | 102.4 | 104.2 |
| 13年 1期  | 98.5  | 99.6  | 99.7  | 100.9 | 101.4 | 104.6 | 91.6  | 104.1 | 92.4  | 93.1  | 98.5  | 104.3 |
| 2       | 95.1  | 97.7  | 95.6  | 96.1  | 94.9  | 88.2  | 97.0  | 122.0 | 84.1  | 84.7  | 101.7 | 102.6 |
| 3       | 90.9  | 93.7  | 89.8  | 88.7  | 86.1  | 78.9  | 91.5  | 105.4 | 86.0  | 83.3  | 101.5 | 88.9  |
| 4       | 88.5  | 90.8  | 86.5  | 84.5  | 81.7  | 72.0  | 92.9  | 103.4 | 81.2  | 76.1  | 98.8  | 86.2  |
| 14年 1期  | 89.2  | 89.9  | 85.1  | 83.2  | 80.3  | 71.5  | 94.0  | 93.3  | 84.7  | 72.5  | 98.1  | 83.6  |
| 2       | 91.8  | 90.2  | 84.3  | 82.8  | 77.6  | 73.1  | 82.8  | 80.0  | 87.8  | 75.7  | 108.6 | 79.7  |
| 3       | 93.4  | 91.5  | 86.7  | 86.4  | 80.3  | 79.7  | 79.8  | 75.1  | 88.4  | 80.6  | 116.2 | 79.6  |
| 4       | 93.8  | 91.2  | 85.1  | 84.1  | 79.3  | 76.8  | 75.5  | 81.5  | 91.5  | 83.6  | 106.7 | 76.1  |
| 15年 1期  | 94.0  | 90.4  | 84.6  | 83.7  | 81.7  | 79.2  | 79.8  | 81.6  | 90.1  | 84.9  | 96.1  | 79.5  |
| 2       | 93.6  | 89.5  | 83.1  | 82.6  | 79.2  | 78.6  | 78.8  | 66.5  | 93.3  | 94.3  | 99.4  | 72.9  |
| 3       | 94.5  | 90.6  | 85.7  | 85.8  | 82.3  | 84.3  | 74.5  | 61.6  | 93.8  | 101.4 | 102.8 | 77.2  |
| 4       | 98.2  | 93.5  | 89.5  | 91.8  | 87.6  | 93.0  | 76.6  | 56.0  | 92.1  | 107.2 | 112.1 | 78.1  |
| 16年 1期  | 98.9  | 93.7  | 90.5  | 94.1  | 91.3  | 100.0 | 77.3  | 55.2  | 101.1 | 114.1 | 110.2 | 80.9  |
| 2       | 100.8 | 95.8  | 95.3  | 100.7 | 96.2  | 106.6 | 83.2  | 58.9  | 103.4 | 126.7 | 123.1 | 79.5  |
| 3       | 100.7 | 96.1  | 95.8  | 101.5 | 98.2  | 109.7 | 88.2  | 57.3  | 94.9  | 126.8 | 115.4 | 80.5  |
| 4       | 99.8  | 96.0  | 96.3  | 103.8 | 97.9  | 108.4 | 85.9  | 59.0  | 95.6  | 133.0 | 130.6 | 78.0  |
| 17年 1期  | 101.5 | 98.5  | 97.6  | 105.4 | 96.0  | 105.1 | 81.4  | 54.0  | 108.6 | 133.9 | 156.9 | 80.5  |
| 16年 1月  | 101.0 | 95.5  | 91.7  | 95.3  | 91.4  | 100.1 | 74.6  | 55.5  | 100.4 | 115.8 | 113.3 | 85.8  |
| 2       | 97.2  | 92.6  | 90.9  | 95.3  | 91.3  | 100.2 | 80.4  | 54.2  | 101.0 | 114.1 | 112.3 | 79.2  |
| 3       | 98.4  | 93.0  | 88.8  | 91.7  | 91.1  | 99.7  | 76.9  | 55.8  | 101.8 | 112.4 | 104.9 | 77.8  |
| 4       | 101.0 | 96.1  | 94.4  | 98.9  | 93.8  | 102.4 | 77.5  | 58.6  | 105.4 | 122.2 | 129.2 | 82.0  |
| 5       | 100.5 | 95.1  | 95.5  | 101.1 | 95.9  | 106.9 | 79.3  | 59.4  | 105.3 | 127.2 | 124.9 | 76.4  |
| 6       | 101.0 | 96.1  | 96.0  | 102.0 | 99.0  | 110.4 | 92.8  | 58.6  | 99.5  | 130.8 | 115.1 | 80.0  |
| 7       | 101.1 | 96.8  | 96.5  | 102.6 | 99.8  | 112.7 | 87.8  | 57.3  | 91.3  | 128.1 | 115.0 | 81.4  |
| 8       | 100.8 | 95.7  | 96.7  | 103.1 | 99.8  | 112.4 | 90.6  | 57.6  | 97.2  | 125.9 | 117.4 | 77.8  |
| 9       | 100.2 | 95.9  | 94.2  | 98.7  | 95.0  | 104.1 | 86.3  | 56.9  | 96.2  | 113.8 | 113.8 | 82.4  |
| 10      | 99.1  | 95.0  | 93.1  | 99.6  | 96.0  | 103.0 | 91.3  | 61.3  | 93.4  | 126.9 | 117.1 | 76.7  |
| 11      | 100.2 | 96.4  | 95.7  | 102.4 | 97.9  | 107.4 | 85.8  | 53.0  | 94.1  | 134.1 | 123.3 | 78.7  |
| 12      | 100.0 | 96.7  | 100.1 | 109.4 | 99.8  | 114.8 | 80.5  | 62.6  | 99.4  | 137.9 | 151.5 | 78.7  |
| 17年 1月  | 103.2 | 100.3 | 100.4 | 109.9 | 98.8  | 108.5 | 78.8  | 55.8  | 107.1 | 132.5 | 164.8 | 90.8  |
| 2       | 100.8 | 98.6  | 98.3  | 106.7 | 94.5  | 105.2 | 84.1  | 55.7  | 103.6 | 134.3 | 165.6 | 73.0  |
| 3       | 100.6 | 96.5  | 94.1  | 99.6  | 94.7  | 101.7 | 81.2  | 50.4  | 115.2 | 134.8 | 140.2 | 77.7  |

5. 業種別及び特殊分類別指数 5. Indices by Industry and by Use of Goods  
 (1) 生産指数(付加価値額ウェイト) (1) Indices of Industrial Production (Value Added Weights)

| その他の資本財 | 建設財 | 建築用 | 土木用 | 消費財 | 耐久消費財 | 家事用 | 冷暖房用 | 家具・装飾品用 | 娯楽・教育用 | 乗用車・二輪車 | 非耐久消費財 | Industries Code |
|---------|-----|-----|-----|-----|-------|-----|------|---------|--------|---------|--------|-----------------|
|         |     |     |     |     |       |     |      |         |        |         |        |                 |
| 312     | 313 | 314 | 315 | 316 | 317   | 318 | 319  | 320     | 321    | 322     | 323    | Weight          |

| Original Index |       |       |       |       |       |       |       |       |       |       |       |           |
|----------------|-------|-------|-------|-------|-------|-------|-------|-------|-------|-------|-------|-----------|
| 100.0          | 100.0 | 100.0 | 100.0 | 100.0 | 100.0 | 100.0 | 100.0 | 100.0 | 100.0 | 100.0 | 100.0 | C.Y. 2000 |
| 97.1           | 93.5  | 93.5  | 93.4  | 97.7  | 95.7  | 96.1  | 100.4 | 91.4  | 90.5  | 98.3  | 99.1  | 2001      |
| 85.9           | 87.7  | 88.0  | 86.7  | 95.9  | 94.3  | 85.4  | 82.1  | 79.9  | 84.6  | 103.3 | 97.0  | 2002      |
| 88.1           | 85.1  | 87.2  | 77.9  | 96.1  | 96.3  | 78.1  | 76.7  | 75.7  | 98.5  | 102.6 | 96.0  | 2003      |
| 98.3           | 83.4  | 86.2  | 73.7  | 96.6  | 97.9  | 76.1  | 79.2  | 71.8  | 96.9  | 106.9 | 95.7  | 2004      |
| 100.5          | 99.2  | 98.9  | 100.3 | 100.0 | 99.8  | 101.0 | 98.9  | 98.9  | 100.7 | 99.3  | 100.2 | F.Y. 2000 |
| 92.7           | 91.4  | 91.7  | 90.4  | 96.5  | 93.9  | 90.8  | 96.6  | 86.9  | 85.9  | 98.8  | 98.2  | 2001      |
| 85.9           | 86.9  | 87.6  | 84.5  | 96.2  | 95.0  | 82.3  | 81.0  | 79.0  | 87.5  | 103.9 | 97.1  | 2002      |
| 90.8           | 84.7  | 87.1  | 75.9  | 96.6  | 97.2  | 78.2  | 75.8  | 75.1  | 99.9  | 103.8 | 96.1  | 2003      |
| 99.9           | 82.7  | 85.5  | 72.9  | 96.8  | 98.4  | 74.0  | 78.8  | 70.7  | 97.2  | 108.1 | 95.8  | 2004      |
| 85.4           | 78.3  | 81.4  | 67.5  | 85.5  | 89.0  | 68.0  | 56.0  | 72.2  | 80.8  | 101.7 | 83.1  | Jan. 2004 |
| 102.7          | 82.8  | 84.9  | 75.3  | 92.0  | 97.1  | 75.2  | 63.4  | 73.1  | 86.0  | 112.2 | 88.7  | Feb.      |
| 140.1          | 94.6  | 89.8  | 111.6 | 106.1 | 113.4 | 81.9  | 87.2  | 78.9  | 113.0 | 125.4 | 101.2 | Mar.      |
| 90.5           | 78.5  | 82.4  | 64.5  | 99.1  | 97.0  | 79.1  | 97.1  | 71.7  | 95.1  | 103.8 | 100.5 | Apr.      |
| 87.1           | 75.2  | 78.6  | 63.1  | 88.2  | 87.6  | 70.8  | 94.4  | 61.8  | 91.3  | 90.9  | 88.6  | May.      |
| 99.4           | 82.1  | 85.6  | 69.6  | 101.6 | 105.0 | 84.5  | 114.3 | 64.6  | 102.9 | 113.2 | 99.4  | Jun.      |
| 95.6           | 83.4  | 88.3  | 66.1  | 101.5 | 102.8 | 87.1  | 108.9 | 69.0  | 97.1  | 111.5 | 100.7 | Jul.      |
| 88.2           | 76.6  | 81.2  | 60.4  | 86.7  | 80.9  | 70.8  | 65.3  | 65.7  | 84.3  | 90.5  | 84.3  | Aug.      |
| 114.2          | 88.2  | 90.6  | 79.8  | 100.1 | 105.5 | 75.0  | 63.1  | 74.1  | 107.9 | 117.3 | 96.5  | Sep.      |
| 87.1           | 86.4  | 90.4  | 72.6  | 100.1 | 99.8  | 74.2  | 61.9  | 78.3  | 100.7 | 109.8 | 100.2 | Oct.      |
| 91.0           | 88.7  | 92.3  | 75.8  | 101.7 | 105.4 | 76.8  | 73.4  | 76.2  | 112.2 | 113.3 | 99.3  | Nov.      |
| 98.0           | 86.5  | 89.0  | 77.5  | 96.6  | 91.3  | 70.2  | 65.0  | 76.0  | 92.0  | 98.8  | 100.1 | Dec.      |
| 94.9           | 75.8  | 78.9  | 64.8  | 85.6  | 88.9  | 59.1  | 53.4  | 67.3  | 76.7  | 105.8 | 83.4  | Jan. 2005 |
| 104.3          | 79.4  | 81.2  | 73.1  | 94.5  | 102.8 | 69.9  | 70.7  | 69.3  | 95.9  | 118.6 | 89.1  | Feb.      |
| 148.7          | 91.4  | 87.1  | 106.9 | 106.2 | 113.4 | 70.3  | 78.1  | 74.0  | 109.8 | 130.3 | 101.4 | Mar.      |

| Seasonal Adjustment Index |       |       |       |       |       |       |       |       |      |       |       |         |
|---------------------------|-------|-------|-------|-------|-------|-------|-------|-------|------|-------|-------|---------|
| 98.8                      | 98.9  | 99.2  | 98.5  | 97.7  | 97.5  | 100.2 | 100.5 | 101.5 | 95.5 | 97.6  | 97.7  | Q1 2000 |
| 96.9                      | 99.8  | 99.7  | 100.7 | 100.0 | 100.5 | 96.5  | 102.7 | 98.4  | 97.2 | 101.9 | 100.1 | Q2      |
| 100.8                     | 100.5 | 100.6 |       |       |       |       |       |       |      |       |       |         |

5. 業種別及び特殊分類別指数 5. Indices by Industry and by Use of Goods  
 (1) 生産指数(付加価値額ウェイト) (1) Indices of Industrial Production (Value Added Weights)

| 分類<br>コード | 生産財            |                             |                       |                   |                |                              |            | Industries<br>Code |
|-----------|----------------|-----------------------------|-----------------------|-------------------|----------------|------------------------------|------------|--------------------|
|           | 家事用            | 教育・娯楽用                      | 被服・履き物                | 食料品               | 生産財            | 鉱工業用生産財                      | その他用生産財    |                    |
| 時系列       | For house work | For education and amusement | Clothing and footwear | Food and beverage | Producer goods | For mining and manufacturing | For others | Time series        |
| ウェイト      | 324            | 325                         | 326                   | 327               | 328            | 329                          | 330        | Weight             |

原指数 Original Index

|        |       |       |       |       |       |       |       |           |
|--------|-------|-------|-------|-------|-------|-------|-------|-----------|
| 12年    | 100.0 | 100.0 | 100.0 | 100.0 | 100.0 | 100.0 | 100.0 | C.Y. 2000 |
| 13     | 102.7 | 93.2  | 87.3  | 99.3  | 90.9  | 90.8  | 95.3  | 2001      |
| 14     | 101.9 | 90.4  | 75.5  | 97.9  | 93.4  | 93.4  | 93.9  | 2002      |
| 15     | 102.3 | 86.9  | 67.2  | 97.7  | 99.1  | 99.2  | 96.6  | 2003      |
| 16     | 104.8 | 85.2  | 61.0  | 96.2  | 104.9 | 105.1 | 99.5  | 2004      |
| 12年度   | 101.6 | 98.3  | 96.6  | 100.0 | 99.7  | 99.7  | 99.0  | F.Y. 2000 |
| 13     | 102.1 | 91.9  | 83.9  | 98.8  | 88.7  | 88.6  | 93.8  | 2001      |
| 14     | 102.8 | 89.7  | 73.7  | 97.8  | 95.8  | 95.8  | 95.3  | 2002      |
| 15     | 103.2 | 86.5  | 65.5  | 97.6  | 101.1 | 101.3 | 97.2  | 2003      |
| 16     | 105.3 | 85.3  | 59.3  | 96.2  | 104.7 | 104.9 | 100.1 | 2004      |
| 16年 1月 | 94.4  | 75.5  | 58.8  | 78.5  | 100.0 | 100.2 | 91.4  | Jan. 2004 |
| 2      | 100.1 | 79.6  | 65.1  | 84.2  | 101.9 | 102.0 | 98.5  | Feb.      |
| 3      | 110.8 | 86.7  | 70.1  | 101.4 | 112.5 | 112.7 | 104.3 | Mar.      |
| 4      | 108.4 | 86.2  | 70.0  | 102.1 | 104.5 | 104.6 | 100.5 | Apr.      |
| 5      | 91.9  | 78.9  | 59.9  | 93.5  | 101.1 | 101.3 | 94.8  | May.      |
| 6      | 110.1 | 82.6  | 60.2  | 100.5 | 108.6 | 108.7 | 101.9 | Jun.      |
| 7      | 110.0 | 88.5  | 59.6  | 102.6 | 108.4 | 108.6 | 101.1 | Jul.      |
| 8      | 96.7  | 80.6  | 56.4  | 93.6  | 100.6 | 100.8 | 89.6  | Aug.      |
| 9      | 106.9 | 89.8  | 60.3  | 95.1  | 107.6 | 107.7 | 101.0 | Sep.      |
| 10     | 114.1 | 91.7  | 59.1  | 96.7  | 104.8 | 104.9 | 104.1 | Oct.      |
| 11     | 110.2 | 93.2  | 56.9  | 98.4  | 106.1 | 106.2 | 104.8 | Nov.      |
| 12     | 104.0 | 88.9  | 55.7  | 107.9 | 103.0 | 103.0 | 101.8 | Dec.      |
| 17年 1月 | 96.2  | 79.2  | 52.5  | 77.8  | 99.4  | 99.6  | 93.9  | Jan. 2005 |
| 2      | 101.2 | 82.2  | 58.1  | 84.8  | 100.4 | 100.4 | 99.4  | Feb.      |
| 3      | 114.2 | 81.6  | 62.7  | 101.0 | 112.4 | 112.5 | 107.8 | Mar.      |

季節調整済指数 Seasonal Adjustment Index

|        |       |       |       |       |       |       |       |           |
|--------|-------|-------|-------|-------|-------|-------|-------|-----------|
| 12年 1期 | 94.7  | 101.5 | 103.9 | 99.5  | 96.9  | 96.9  | 99.9  | Q1 2000   |
| 2      | 99.4  | 100.7 | 101.4 | 99.9  | 100.0 | 100.0 | 100.2 | Q2        |
| 3      | 101.3 | 99.5  | 97.6  | 100.0 | 100.7 | 100.8 | 100.4 | Q3        |
| 4      | 103.2 | 98.5  | 95.5  | 99.9  | 101.5 | 101.6 | 98.4  | Q4        |
| 13年 1期 | 103.1 | 95.3  | 91.8  | 100.8 | 97.1  | 97.1  | 97.5  | Q1 2001   |
| 2      | 104.4 | 94.2  | 89.2  | 100.2 | 92.5  | 92.4  | 96.1  | Q2        |
| 3      | 101.5 | 92.4  | 85.4  | 99.1  | 88.2  | 88.1  | 94.6  | Q3        |
| 4      | 101.4 | 91.1  | 82.4  | 97.4  | 86.1  | 86.0  | 93.1  | Q4        |
| 14年 1期 | 101.4 | 90.6  | 78.5  | 98.8  | 88.3  | 88.2  | 91.7  | Q1 2002   |
| 2      | 101.9 | 91.0  | 75.3  | 99.0  | 93.2  | 93.2  | 93.1  | Q2        |
| 3      | 103.0 | 92.1  | 74.6  | 97.0  | 95.7  | 95.8  | 94.2  | Q3        |
| 4      | 101.2 | 88.2  | 73.6  | 97.2  | 96.3  | 96.4  | 96.5  | Q4        |
| 15年 1期 | 104.6 | 88.1  | 71.3  | 98.0  | 97.8  | 97.9  | 97.6  | Q1 2003   |
| 2      | 101.9 | 90.4  | 67.2  | 96.5  | 97.2  | 97.3  | 96.5  | Q2        |
| 3      | 101.8 | 82.8  | 66.0  | 97.4  | 98.7  | 98.8  | 95.3  | Q3        |
| 4      | 101.6 | 86.6  | 64.4  | 99.1  | 103.0 | 103.1 | 97.5  | Q4        |
| 16年 1期 | 106.1 | 85.5  | 63.4  | 96.3  | 104.1 | 104.2 | 98.4  | Q1 2004   |
| 2      | 102.7 | 84.8  | 61.6  | 95.6  | 105.9 | 106.1 | 98.5  | Q2        |
| 3      | 104.9 | 84.0  | 59.8  | 96.6  | 105.6 | 105.7 | 99.7  | Q3        |
| 4      | 105.1 | 85.6  | 58.8  | 95.6  | 103.5 | 103.6 | 100.9 | Q4        |
| 17年 1期 | 109.6 | 87.4  | 57.3  | 97.3  | 104.6 | 104.7 | 101.9 | Q1 2005   |
| 16年 1月 | 110.4 | 86.9  | 65.0  | 98.3  | 105.4 | 105.4 | 100.0 | Jan. 2004 |
| 2      | 102.2 | 86.1  | 62.3  | 94.1  | 102.4 | 102.6 | 97.5  | Feb.      |
| 3      | 105.6 | 83.4  | 62.9  | 96.5  | 104.4 | 104.6 | 97.6  | Mar.      |
| 4      | 105.4 | 87.4  | 62.9  | 96.8  | 105.3 | 105.5 | 97.8  | Apr.      |
| 5      | 97.9  | 84.8  | 60.9  | 94.8  | 106.2 | 106.4 | 98.9  | May.      |
| 6      | 104.8 | 82.2  | 61.1  | 95.1  | 106.2 | 106.3 | 98.7  | Jun.      |
| 7      | 105.1 | 85.3  | 60.3  | 97.4  | 105.5 | 105.7 | 99.2  | Jul.      |
| 8      | 104.8 | 82.1  | 59.7  | 96.3  | 106.2 | 106.2 | 100.0 | Aug.      |
| 9      | 104.9 | 84.7  | 59.3  | 96.0  | 105.1 | 105.2 | 99.8  | Sep.      |
| 10     | 106.8 | 85.3  | 59.3  | 96.1  | 103.1 | 103.3 | 100.9 | Oct.      |
| 11     | 104.5 | 87.4  | 59.0  | 95.1  | 104.2 | 104.3 | 100.8 | Nov.      |
| 12     | 103.9 | 84.1  | 58.1  | 95.6  | 103.2 | 103.3 | 101.1 | Dec.      |
| 17年 1月 | 112.3 | 92.6  | 57.8  | 98.1  | 104.8 | 104.8 | 102.4 | Jan. 2005 |
| 2      | 105.9 | 90.8  | 57.3  | 97.5  | 103.7 | 103.8 | 101.3 | Feb.      |
| 3      | 110.6 | 78.8  | 56.9  | 96.4  | 105.4 | 105.5 | 102.1 | Mar.      |



5. 業種別及び特殊分類別指数 5. Indices by Industry and by Use of Goods

(2) 生産指数(生産額ウェイト) (2) Indices of Industrial Production (Production Weights)

| 分類コード<br>時系列 | 製造工業                            |                       |                       |  |                           |                             |                              |                                |                                    |                                |                            |  |
|--------------|---------------------------------|-----------------------|-----------------------|--|---------------------------|-----------------------------|------------------------------|--------------------------------|------------------------------------|--------------------------------|----------------------------|--|
|              | 採掘業<br>Mining and manufacturing | 製造工業<br>Manufacturing | 鉄鋼業<br>Iron and steel | 鉄鋼業<br>Crude steel (incl. semi-finished steel) | 熱間圧延鋼<br>Hot rolled steel | 鋼管<br>Steel pipes and tubes | 冷間仕上材<br>Cold finished steel | めっき鋼材<br>Metallic coated steel | 鋳造品<br>Steel castings and forgings | (特掲: 普通鋼材)<br>(Ordinary steel) | 非鉄金属<br>Non-ferrous metals | 非鉄金属<br>Refining of non-ferrous metals |
| ウェイト         | 1                               | 2                     | 3                     | 4  | 5                         | 6                           | 7                            | 8                              | 9                                  | 10                             | 11                         | 12                                     |

| 原指数    |       |       |       |       |       |       |       |       |       |       |       |       |
|--------|-------|-------|-------|-------|-------|-------|-------|-------|-------|-------|-------|-------|
| 12年    | 100.0 | 100.0 | 100.0 | 100.0 | 100.0 | 100.0 | 100.0 | 100.0 | 100.0 | 100.0 | 100.0 | 100.0 |
| 13     | 93.4  | 93.4  | 96.4  | 96.6  | 97.2  | 108.8 | 94.7  | 92.2  | 93.4  | 94.1  | 96.3  | 99.4  |
| 14     | 92.7  | 92.7  | 100.3 | 100.9 | 102.0 | 110.3 | 98.6  | 96.9  | 92.2  | 96.7  | 94.3  | 99.0  |
| 15     | 95.8  | 95.8  | 103.9 | 103.1 | 106.0 | 109.1 | 106.0 | 102.3 | 97.8  | 100.0 | 96.0  | 102.8 |
| 16     | 100.9 | 100.9 | 107.7 | 105.5 | 110.1 | 116.7 | 110.3 | 103.4 | 107.5 | 102.6 | 96.6  | 100.7 |
| 12年度   | 100.0 | 100.0 | 100.6 | 100.2 | 100.9 | 104.6 | 100.8 | 99.8  | 99.6  | 99.9  | 100.6 | 100.2 |
| 13     | 91.1  | 91.1  | 95.4  | 96.0  | 96.3  | 109.4 | 92.5  | 90.7  | 91.1  | 92.9  | 94.2  | 99.1  |
| 14     | 94.0  | 94.0  | 102.3 | 102.6 | 104.4 | 109.2 | 101.9 | 99.5  | 93.8  | 98.4  | 95.9  | 100.3 |
| 15     | 97.4  | 97.4  | 104.9 | 103.8 | 107.0 | 112.1 | 107.4 | 102.7 | 100.1 | 100.6 | 95.8  | 102.6 |
| 16     | 101.2 | 101.2 | 107.9 | 105.6 | 110.6 | 115.3 | 110.7 | 102.8 | 108.8 | 102.6 | 96.4  | 101.6 |
| 16年 1月 | 93.6  | 93.6  | 106.9 | 106.0 | 108.8 | 114.6 | 111.0 | 105.9 | 98.5  | 102.3 | 92.1  | 105.1 |
| 2      | 97.9  | 98.0  | 102.9 | 100.5 | 104.7 | 118.8 | 104.6 | 103.7 | 97.3  | 96.6  | 96.6  | 102.4 |
| 3      | 112.4 | 112.4 | 110.2 | 104.6 | 114.6 | 128.3 | 115.1 | 108.2 | 112.8 | 106.2 | 104.5 | 105.2 |
| 4      | 99.1  | 99.1  | 105.8 | 102.9 | 108.4 | 118.1 | 108.2 | 101.2 | 108.1 | 101.4 | 97.3  | 98.3  |
| 5      | 94.2  | 94.2  | 107.5 | 108.0 | 110.0 | 113.2 | 108.3 | 101.8 | 98.7  | 101.4 | 90.0  | 98.7  |
| 6      | 103.9 | 103.9 | 107.5 | 105.4 | 109.5 | 119.4 | 107.7 | 101.3 | 112.1 | 101.2 | 98.2  | 97.9  |
| 7      | 103.9 | 103.9 | 109.2 | 107.4 | 111.0 | 111.7 | 112.0 | 104.6 | 112.2 | 104.2 | 98.3  | 99.1  |
| 8      | 94.6  | 94.6  | 106.9 | 105.9 | 110.9 | 111.5 | 111.1 | 102.6 | 96.2  | 103.9 | 86.2  | 95.6  |
| 9      | 106.2 | 106.2 | 106.7 | 102.6 | 109.6 | 113.8 | 109.9 | 104.3 | 113.2 | 102.5 | 100.2 | 101.7 |
| 10     | 100.5 | 100.6 | 110.7 | 109.3 | 111.4 | 118.1 | 114.1 | 105.8 | 112.2 | 103.9 | 99.8  | 102.5 |
| 11     | 102.9 | 102.9 | 108.9 | 105.9 | 110.8 | 117.9 | 110.5 | 104.7 | 115.6 | 103.7 | 101.2 | 99.5  |
| 12     | 101.1 | 101.1 | 108.9 | 107.8 | 111.4 | 115.3 | 110.8 | 102.3 | 107.2 | 102.6 | 95.2  | 102.5 |
| 17年 1月 | 95.3  | 95.3  | 109.2 | 107.6 | 113.1 | 111.7 | 114.3 | 104.8 | 101.7 | 104.1 | 90.6  | 104.7 |
| 2      | 98.8  | 98.8  | 101.4 | 97.2  | 104.3 | 113.8 | 105.1 | 93.9  | 109.3 | 95.2  | 95.0  | 104.3 |
| 3      | 113.8 | 113.8 | 112.3 | 107.6 | 116.8 | 118.9 | 116.2 | 106.3 | 119.5 | 106.9 | 104.2 | 114.6 |

| 季節調整指数 |       |       |       |       |       |       |       |       |       |       |       |       |
|--------|-------|-------|-------|-------|-------|-------|-------|-------|-------|-------|-------|-------|
| 12年 1期 | 97.2  | 97.1  | 96.3  | 97.1  | 96.4  | 91.9  | 95.6  | 97.1  | 97.3  | 96.9  | 95.9  | 98.6  |
| 2      | 99.9  | 99.9  | 100.1 | 99.9  | 100.3 | 100.3 | 100.4 | 99.3  | 100.5 | 100.2 | 99.9  | 100.4 |
| 3      | 100.4 | 100.4 | 100.8 | 100.6 | 101.1 | 100.0 | 101.1 | 101.4 | 100.0 | 100.9 | 100.5 | 99.7  |
| 4      | 101.7 | 101.7 | 101.7 | 101.3 | 101.1 | 106.9 | 101.7 | 101.3 | 101.5 | 100.8 | 102.9 | 100.3 |
| 13年 1期 | 98.4  | 98.4  | 99.8  | 99.3  | 101.5 | 111.0 | 100.2 | 97.5  | 97.2  | 97.9  | 99.6  | 100.6 |
| 2      | 95.5  | 95.5  | 97.6  | 98.3  | 97.7  | 105.0 | 96.2  | 94.9  | 94.9  | 95.2  | 97.4  | 98.0  |
| 3      | 91.1  | 91.1  | 95.8  | 96.8  | 95.5  | 109.5 | 92.7  | 90.9  | 92.3  | 93.0  | 95.7  | 98.7  |
| 4      | 88.7  | 88.7  | 92.8  | 92.5  | 94.4  | 109.7 | 89.7  | 85.6  | 89.2  | 90.3  | 92.5  | 100.5 |
| 14年 1期 | 89.6  | 89.6  | 95.8  | 96.8  | 97.9  | 113.7 | 91.6  | 91.8  | 88.7  | 93.5  | 91.7  | 99.6  |
| 2      | 92.5  | 92.5  | 100.3 | 101.3 | 102.2 | 114.6 | 96.9  | 96.0  | 91.5  | 96.3  | 93.6  | 100.3 |
| 3      | 94.1  | 94.1  | 101.7 | 102.0 | 102.9 | 110.2 | 102.0 | 99.1  | 93.1  | 97.8  | 94.7  | 96.4  |
| 4      | 94.6  | 94.5  | 103.4 | 103.7 | 105.3 | 103.5 | 103.7 | 100.6 | 95.4  | 99.3  | 97.0  | 99.7  |
| 15年 1期 | 94.8  | 94.9  | 104.2 | 103.9 | 107.1 | 108.2 | 105.3 | 102.7 | 95.6  | 100.5 | 98.3  | 103.6 |
| 2      | 94.4  | 94.4  | 103.5 | 102.7 | 106.6 | 108.8 | 105.6 | 101.8 | 97.1  | 100.3 | 94.4  | 100.3 |
| 3      | 95.2  | 95.3  | 103.0 | 102.4 | 104.9 | 105.7 | 105.5 | 101.6 | 98.3  | 99.4  | 95.9  | 102.6 |
| 4      | 99.1  | 99.1  | 105.3 | 104.0 | 106.0 | 114.0 | 107.8 | 103.4 | 100.4 | 100.2 | 96.0  | 104.8 |
| 16年 1期 | 99.5  | 99.5  | 106.5 | 105.0 | 108.6 | 117.6 | 109.4 | 102.6 | 103.0 | 101.1 | 95.5  | 101.1 |
| 2      | 101.6 | 101.6 | 107.0 | 104.3 | 109.5 | 122.2 | 109.4 | 103.0 | 107.8 | 102.6 | 97.0  | 100.3 |
| 3      | 101.4 | 101.3 | 107.2 | 105.2 | 110.0 | 112.1 | 109.5 | 102.4 | 109.5 | 102.3 | 97.2  | 101.0 |
| 4      | 100.3 | 100.4 | 109.4 | 106.9 | 111.8 | 114.4 | 112.5 | 105.2 | 109.1 | 103.7 | 96.2  | 99.7  |
| 17年 1期 | 102.1 | 102.1 | 108.7 | 106.5 | 111.9 | 113.4 | 112.3 | 101.3 | 109.4 | 102.4 | 95.6  | 105.8 |
| 16年 1月 | 101.7 | 101.7 | 106.8 | 104.5 | 108.7 | 117.8 | 112.5 | 104.3 | 104.1 | 101.8 | 96.2  | 103.4 |
| 2      | 98.1  | 98.2  | 106.2 | 106.0 | 107.6 | 115.3 | 107.3 | 101.9 | 100.9 | 100.7 | 94.9  | 101.0 |
| 3      | 98.7  | 98.7  | 106.4 | 104.5 | 109.5 | 119.7 | 108.5 | 101.6 | 103.9 | 100.9 | 95.5  | 99.0  |
| 4      | 101.9 | 101.9 | 108.4 | 104.8 | 110.6 | 128.2 | 112.4 | 106.3 | 108.7 | 105.8 | 97.4  | 100.3 |
| 5      | 101.3 | 101.4 | 105.9 | 103.8 | 109.2 | 117.8 | 108.4 | 100.7 | 106.5 | 101.1 | 97.2  | 100.7 |
| 6      | 101.5 | 101.5 | 106.6 | 104.4 | 108.6 | 120.6 | 107.4 | 101.9 | 108.2 | 100.8 | 96.3  | 99.8  |
| 7      | 101.8 | 101.7 | 107.6 | 105.7 | 110.8 | 115.0 | 110.7 | 103.1 | 109.0 | 103.5 | 96.3  | 101.5 |
| 8      | 101.3 | 101.2 | 107.1 | 104.9 | 110.2 | 109.2 | 109.8 | 102.0 | 109.3 | 102.7 | 97.3  | 100.9 |
| 9      | 101.1 | 101.1 | 106.9 | 104.9 | 108.9 | 112.2 | 107.9 | 102.1 | 110.2 | 100.7 | 97.9  | 100.6 |
| 10     | 99.8  | 99.9  | 108.7 | 106.2 | 111.2 | 116.7 | 111.9 | 103.9 | 108.2 | 103.3 | 96.9  | 101.5 |
| 11     | 100.9 | 100.9 | 109.5 | 106.7 | 111.3 | 114.1 | 112.8 | 107.2 | 110.8 | 104.2 | 96.6  | 98.2  |
| 12     | 100.3 | 100.4 | 110.0 | 107.9 | 112.8 | 112.4 | 112.7 | 104.6 | 108.4 | 103.7 | 95.0  | 99.3  |
| 17年 1月 | 103.8 | 103.8 | 108.6 | 105.4 | 112.4 | 114.9 | 114.9 | 102.9 | 107.9 | 103.1 | 94.9  | 103.1 |
| 2      | 101.6 | 101.7 | 108.3 | 106.5 | 110.8 | 114.3 | 111.3 | 100.4 | 108.9 | 101.7 | 95.8  | 106.3 |
| 3      | 100.9 | 100.8 | 109.1 | 107.7 | 112.5 | 110.9 | 110.8 | 100.7 | 111.3 | 102.4 | 96.1  | 108.1 |

5. 業種別及び特殊分類別指数 5. Indices by Industry and by Use of Goods

(2) 生産指数(生産額ウェイト) (2) Indices of Industrial Production (Production Weights)

| 分類コード<br>時系列 | 製造工業  |                                      |                                    |                           |   |                                       |  |                                  |                           |                                    |   |                            | Chemical machinery | Industries Code |
|--------------|---|--------------------------------------|------------------------------------|---------------------------|---|---------------------------------------|--|----------------------------------|---------------------------|------------------------------------|---|----------------------------|--------------------|-----------------|
|              | 銅・アルミニウム圧延製品<br>Copper and copper-base alloys and aluminum rolling products | 電線・ケーブル<br>Electric wires and cables | 非鉄金属<br>Non-ferrous metal castings | 金属製品<br>Fabricated metals | 建設用金属製品<br>Fabricated structural metal products | 建築用金属製品<br>Metal products of building | 暖かい用熱機器<br>Equipment for heating and kitchen | その他の金属製品<br>Other metal products | 一般機械<br>General machinery | ボイラ・動力機<br>Boilers and power units | 土木建設機<br>Engineering and construction machinery | 化学機械<br>Chemical machinery |                    |                 |
| ウェイト         | 13  | 14                                   | 15                                 | 16                        | 17  | 18                                    | 19   | 20                               | 21                        | 22                                 | 23  | 24                         | Weight             |                 |

| Original Index |       |       |       |       |       |       |       |       |       |       |       |       |       |           |
|----------------|-------|-------|-------|-------|-------|-------|-------|-------|-------|-------|-------|-------|-------|-----------|
| 12年            | 100.0 | 100.0 | 100.0 | 100.0 | 100.0 | 100.0 | 100.0 | 100.0 | 100.0 | 100.0 | 100.0 | 100.0 | 100.0 | C.Y. 2000 |
| 13             | 90.9  | 102.1 | 94.2  | 93.1  | 93.7  | 92.3  | 102.7 | 91.1  | 88.5  | 89.6  | 83.3  | 88.6  | 88.6  | 2001      |
| 14             | 90.2  | 92.1  | 100.8 | 86.5  | 83.8  | 86.6  | 89.1  | 87.1  | 81.2  | 91.9  | 76.2  | 85.3  | 85.3  | 2002      |
| 15             | 93.0  | 89.3  | 105.6 | 84.0  | 73.1  | 86.1  | 89.1  | 86.8  | 87.7  | 95.5  | 97.9  | 80.5  | 80.5  | 2003      |
| 16             | 96.5  | 85.1  | 111.2 | 83.6  | 66.7  | 85.4  | 86.5  | 89.6  | 103.1 | 106.4 | 127.3 | 87.7  | 87.7  | 2004      |
| 12年度           | 99.9  | 102.6 | 99.4  | 99.2  | 101.0 | 97.9  | 100.8 | 98.8  | 100.9 | 96.7  | 96.9  | 110.1 | 110.1 | F.Y. 2000 |
| 13             | 87.5  | 99.4  | 93.8  | 90.3  | 90.4  | 90.1  | 100.7 | 88.1  | 82.9  | 92.1  | 77.2  | 85.0  | 85.0  | 2001      |
| 14             | 92.1  | 93.2  | 103.3 | 85.9  | 79.9  | 86.5  | 87.6  | 87.9  | 83.0  | 92.6  | 79.8  | 79.5  | 79.5  | 2002      |
| 15             | 94.0  | 86.8  | 106.9 | 83.6  | 69.4  | 86.5  | 89.7  | 87.0  | 91.6  | 95.7  | 106.0 | 89.2  | 89.2  | 2003      |
| 16             | 95.8  | 83.7  | 112.1 | 83.2  | 66.9  | 84.0  | 85.1  | 89.7  | 105.0 | 111.2 | 132.3 | 83.5  | 83.5  | 2004      |
| 16年 1月         | 87.9  | 81.6  | 103.5 | 75.4  | 57.5  | 80.6  | 78.9  | 80.0  | 88.5  | 87.0  | 109.0 | 80.1  | 80.1  | Jan. 2004 |
| 2              | 92.9  | 89.0  | 109.7 | 78.6  | 62.6  | 80.3  | 81.8  | 84.1  | 100.8 | 103.0 | 117.1 | 108.9 | 108.9 | Feb.      |
| 3              | 101.9 | 96.7  | 121.4 | 98.3  | 122.3 | 86.2  | 86.8  | 96.1  | 131.3 | 140.2 | 129.3 | 207.5 | 207.5 | Mar.      |
| 4              | 98.4  | 87.5  | 109.8 | 80.4  | 54.1  | 80.3  | 77.7  | 92.6  | 93.6  | 86.6  | 120.8 | 50.9  | 50.9  | Apr.      |
| 5              | 95.0  | 71.8  | 100.2 | 75.4  | 53.0  | 75.9  | 67.3  | 86.9  | 90.9  | 86.5  | 110.6 | 71.9  | 71.9  | May.      |
| 6              | 100.4 | 84.7  | 115.8 | 84.7  | 63.6  | 84.9  | 83.2  | 94.2  | 108.9 | 124.7 | 133.9 | 74.7  | 74.7  | Jun.      |
| 7              | 101.6 | 82.9  | 115.5 | 85.3  | 58.2  | 90.5  | 77.8  | 96.3  | 104.7 | 110.7 | 130.4 | 61.8  | 61.8  | Jul.      |
| 8              | 86.9  | 72.9  | 96.3  | 77.7  | 52.9  | 82.3  | 77.6  | 86.4  | 97.1  | 99.3  | 118.4 | 98.7  | 98.7  | Aug.      |
| 9              | 98.2  | 89.7  | 119.1 | 89.6  | 80.7  | 91.6  | 96.4  | 91.2  | 117.7 | 129.3 | 145.0 | 95.2  | 95.2  | Sep.      |
| 10             | 99.9  | 87.2  | 116.7 | 86.0  | 63.8  | 90.0  | 102.7 | 90.3  | 95.3  | 97.0  | 131.7 | 54.4  | 54.4  | Oct.      |
| 11             | 101.4 | 90.8  | 119.0 | 87.9  | 65.1  | 93.7  | 109.3 | 90.5  | 102.3 | 100.2 | 140.8 | 63.6  | 63.6  | Nov.      |
| 12             | 92.9  | 85.8  | 107.2 | 84.1  | 66.3  | 88.6  | 98.5  | 86.7  | 106.1 | 112.0 | 140.8 | 84.6  | 84.6  | Dec.      |
| 17年 1月         | 86.2  | 77.1  | 106.3 | 74.0  | 57.4  | 74.1  | 78.2  | 80.3  | 97.5  | 103.9 | 126.1 | 64.1  |       |           |

5. 業種別及び特殊分類別指数 5. Indices by Industry and by Use of Goods  
 (2) 生産指数(生産額ウェイト) (2) Indices of Industrial Production (Production Weights)

| 分類<br>コード | 特殊産業機                        | 風水力機械・油圧機器                              | 運搬機械                | 産業用ロボット           | 農業用機械                  | 金属工作機                   | 金属加工機                   | 繊維機械              | 事務用機械            | 冷蔵庫・同応用品                              | 金型             | 機械工具               |
|-----------|------------------------------|---|---------------------|-------------------|------------------------|-------------------------|-------------------------|-------------------|------------------|---------------------------------------|----------------|--------------------|
|           | Special industrial machinery | Fans, pumps and oil hydraulic equipment | Conveying machinery | Industrial robots | Agricultural machinery | Metal cutting machinery | Metal forming machinery | Textile machinery | Office machinery | Refrigerating machines and appliances | Molds and dies | Tools for machines |
|           | 25                           | 26                                      | 27                  | 28                | 29                     | 30                      | 31                      | 32                | 33               | 34                                    | 35             | 36                 |

| 時系列  | 25    | 26    | 27    | 28    | 29    | 30    | 31    | 32    | 33    | 34    | 35    | 36    |
|------|-------|-------|-------|-------|-------|-------|-------|-------|-------|-------|-------|-------|
| ウエイト | 200.2 | 86.9  | 47.0  | 31.9  | 42.9  | 61.2  | 14.3  | 21.0  | 55.0  | 59.0  | 32.6  | 31.2  |
| 原指数  | 100.0 | 100.0 | 100.0 | 100.0 | 100.0 | 100.0 | 100.0 | 100.0 | 100.0 | 100.0 | 100.0 | 100.0 |
| 12年  | 80.8  | 86.5  | 100.0 | 69.4  | 85.6  | 94.5  | 109.0 | 82.7  | 87.6  | 95.2  | 107.0 | 88.8  |
| 13   | 66.3  | 79.7  | 95.0  | 68.0  | 88.6  | 73.7  | 81.7  | 83.5  | 73.8  | 91.3  | 104.9 | 79.6  |
| 14   | 77.7  | 88.5  | 96.8  | 86.4  | 93.3  | 87.3  | 106.0 | 87.2  | 73.6  | 91.0  | 98.6  | 81.2  |
| 15   | 113.9 | 101.0 | 101.5 | 106.4 | 101.9 | 112.4 | 120.0 | 74.3  | 74.9  | 94.5  | 104.6 | 90.8  |
| 16   | 104.8 | 100.6 | 103.0 | 98.2  | 96.8  | 106.1 | 104.0 | 101.5 | 99.8  | 99.7  | 102.6 | 99.6  |
| 12年度 | 68.8  | 80.5  | 97.3  | 61.4  | 83.7  | 82.0  | 101.0 | 73.7  | 81.6  | 92.3  | 106.8 | 83.7  |
| 13   | 70.4  | 81.3  | 94.1  | 73.3  | 89.9  | 76.3  | 87.8  | 92.1  | 72.7  | 92.3  | 101.7 | 80.9  |
| 14   | 85.9  | 92.6  | 100.5 | 92.1  | 97.7  | 92.8  | 109.6 | 83.3  | 76.1  | 91.8  | 102.4 | 82.8  |
| 15   | 115.8 | 102.2 | 102.0 | 109.0 | 103.4 | 120.2 | 117.5 | 72.9  | 74.0  | 94.4  | 101.6 | 91.5  |
| 16年  | 84.9  | 87.7  | 97.6  | 85.9  | 97.1  | 91.4  | 123.3 | 77.0  | 65.0  | 83.4  | 97.9  | 83.4  |
| 1月   | 107.7 | 103.5 | 94.2  | 101.6 | 115.4 | 91.1  | 103.4 | 75.7  | 87.8  | 91.1  | 111.0 | 87.9  |
| 2    | 154.9 | 122.2 | 180.7 | 119.2 | 120.6 | 139.5 | 181.5 | 78.3  | 102.4 | 108.9 | 135.1 | 92.2  |
| 3    | 95.4  | 94.3  | 67.2  | 101.5 | 110.9 | 100.8 | 106.2 | 78.9  | 71.3  | 103.4 | 89.5  | 92.0  |
| 4    | 99.2  | 90.9  | 76.7  | 95.2  | 97.2  | 102.6 | 91.2  | 77.7  | 67.4  | 93.9  | 85.5  | 86.1  |
| 5    | 122.4 | 107.1 | 89.6  | 114.7 | 107.9 | 111.5 | 97.9  | 86.4  | 71.0  | 109.3 | 97.2  | 99.6  |
| 6    | 122.3 | 104.0 | 85.8  | 112.5 | 96.3  | 115.5 | 100.2 | 79.3  | 73.4  | 101.0 | 104.4 | 93.4  |
| 7    | 119.5 | 95.4  | 95.6  | 106.8 | 91.1  | 104.8 | 102.7 | 66.3  | 62.2  | 75.6  | 93.0  | 88.6  |
| 8    | 136.8 | 107.8 | 148.9 | 113.7 | 98.0  | 129.7 | 195.9 | 71.6  | 86.7  | 95.8  | 115.4 | 92.9  |
| 9    | 92.5  | 97.9  | 93.0  | 106.5 | 85.4  | 108.1 | 103.4 | 61.6  | 73.8  | 93.4  | 111.7 | 90.6  |
| 10   | 111.5 | 101.6 | 82.8  | 106.5 | 95.9  | 125.8 | 124.1 | 72.2  | 73.8  | 96.3  | 102.7 | 91.8  |
| 11   | 120.1 | 99.1  | 105.3 | 112.4 | 107.3 | 127.5 | 109.6 | 66.9  | 64.2  | 81.8  | 112.0 | 90.6  |
| 12   | 101.3 | 94.3  | 98.3  | 97.5  | 105.1 | 126.2 | 110.2 | 65.4  | 66.3  | 81.7  | 86.0  | 87.1  |
| 17年  | 107.7 | 99.9  | 101.6 | 109.5 | 114.4 | 124.8 | 94.3  | 66.4  | 80.1  | 94.2  | 98.4  | 90.8  |
| 1月   | 161.2 | 133.9 | 178.8 | 131.1 | 131.3 | 165.6 | 174.3 | 82.4  | 98.2  | 105.9 | 122.8 | 94.2  |
| 2    |       |       |       |       |       |       |       |       |       |       |       |       |
| 3    |       |       |       |       |       |       |       |       |       |       |       |       |

| 季節調整済指数 | 25    | 26    | 27    | 28    | 29    | 30    | 31    | 32    | 33    | 34    | 35    | 36    |
|---------|-------|-------|-------|-------|-------|-------|-------|-------|-------|-------|-------|-------|
| 12年     | 86.9  | 94.5  | 93.2  | 93.9  | 103.3 | 90.7  | 101.3 | 89.8  | 97.1  | 98.5  | 94.4  | 97.7  |
| 1期      | 98.5  | 98.8  | 98.0  | 97.4  | 99.8  | 94.7  | 95.3  | 99.7  | 96.2  | 99.5  | 106.0 | 99.1  |
| 2       | 102.0 | 101.1 | 109.5 | 102.2 | 96.1  | 102.8 | 97.3  | 102.0 | 106.2 | 98.9  | 98.4  | 101.1 |
| 3       | 112.3 | 104.5 | 98.0  | 104.9 | 98.9  | 112.4 | 107.6 | 107.9 | 100.9 | 102.7 | 101.5 | 101.4 |
| 4       | 107.3 | 98.8  | 103.7 | 90.9  | 92.5  | 113.9 | 114.0 | 98.3  | 96.9  | 98.7  | 104.5 | 97.3  |
| 13年     | 85.6  | 88.8  | 107.9 | 72.5  | 83.2  | 101.6 | 109.1 | 87.8  | 92.2  | 96.0  | 96.7  | 94.2  |
| 1期      | 69.9  | 82.4  | 89.6  | 61.4  | 85.7  | 89.5  | 121.9 | 77.3  | 80.5  | 96.4  | 105.8 | 85.9  |
| 2       | 60.5  | 75.3  | 99.3  | 54.4  | 80.7  | 71.5  | 89.8  | 67.4  | 79.4  | 89.4  | 120.4 | 77.8  |
| 3       | 60.1  | 76.0  | 95.2  | 56.8  | 85.1  | 68.0  | 81.5  | 61.8  | 74.4  | 88.1  | 104.9 | 77.3  |
| 4       | 62.0  | 77.0  | 96.3  | 68.0  | 88.4  | 73.5  | 76.6  | 79.2  | 72.7  | 91.5  | 103.1 | 79.0  |
| 14年     | 72.1  | 82.5  | 91.7  | 71.2  | 88.3  | 77.6  | 78.9  | 93.1  | 72.3  | 90.1  | 116.5 | 80.7  |
| 1期      | 68.8  | 83.4  | 97.7  | 75.4  | 92.3  | 75.9  | 85.2  | 98.8  | 75.9  | 95.9  | 95.5  | 81.4  |
| 2       | 74.0  | 83.2  | 90.9  | 79.0  | 90.1  | 78.5  | 101.4 | 99.3  | 71.4  | 93.2  | 93.7  | 82.7  |
| 3       | 68.2  | 85.7  | 93.5  | 82.3  | 94.0  | 82.2  | 105.1 | 90.0  | 71.1  | 89.2  | 102.2 | 79.5  |
| 4       | 81.1  | 89.6  | 101.3 | 86.7  | 95.8  | 89.3  | 100.4 | 73.7  | 79.0  | 90.0  | 96.9  | 77.1  |
| 15年     | 84.3  | 96.2  | 100.8 | 98.6  | 94.1  | 100.2 | 120.4 | 88.2  | 73.7  | 92.0  | 102.7 | 86.2  |
| 1期      | 103.8 | 97.3  | 101.2 | 100.4 | 104.1 | 98.4  | 113.5 | 81.7  | 78.0  | 93.2  | 105.1 | 86.7  |
| 2       | 116.8 | 103.1 | 99.2  | 104.3 | 107.5 | 114.9 | 112.3 | 78.9  | 69.1  | 95.1  | 98.0  | 91.8  |
| 3       | 122.8 | 100.7 | 104.4 | 111.3 | 98.1  | 107.4 | 123.0 | 69.4  | 75.7  | 95.2  | 105.8 | 93.6  |
| 4       | 112.6 | 102.6 | 99.0  | 109.9 | 97.8  | 131.0 | 128.3 | 67.5  | 75.7  | 93.5  | 109.3 | 90.6  |
| 16年     | 112.6 | 103.0 | 104.9 | 112.1 | 111.1 | 130.6 | 105.5 | 76.4  | 76.2  | 94.1  | 94.8  | 90.8  |
| 1期      | 97.8  | 95.4  | 105.4 | 100.5 | 103.5 | 104.5 | 128.4 | 87.7  | 78.2  | 92.7  | 107.1 | 88.0  |
| 2       | 105.9 | 97.8  | 95.6  | 102.2 | 103.7 | 88.8  | 98.1  | 80.6  | 79.2  | 92.3  | 107.2 | 86.5  |
| 3       | 107.8 | 98.8  | 102.7 | 98.4  | 105.1 | 101.9 | 114.0 | 76.7  | 76.6  | 94.7  | 101.1 | 85.7  |
| 4       | 111.8 | 101.1 | 88.6  | 103.8 | 108.7 | 115.5 | 118.1 | 79.3  | 67.3  | 96.3  | 94.5  | 89.5  |
| 17年     | 115.6 | 102.3 | 100.7 | 102.9 | 109.8 | 118.9 | 108.4 | 78.9  | 71.1  | 95.1  | 101.4 | 91.4  |
| 1期      | 122.9 | 106.0 | 108.3 | 106.2 | 104.0 | 110.2 | 110.5 | 78.5  | 68.8  | 94.0  | 98.2  | 94.5  |
| 2       | 129.1 | 104.7 | 102.2 | 106.5 | 94.5  | 109.6 | 102.3 | 75.4  | 73.7  | 93.4  | 104.7 | 94.3  |
| 3       | 126.1 | 102.2 | 104.7 | 120.7 | 99.7  | 109.6 | 116.9 | 67.8  | 71.8  | 95.3  | 106.5 | 93.8  |
| 4       | 113.3 | 95.3  | 106.2 | 106.7 | 100.0 | 103.1 | 149.8 | 65.0  | 81.5  | 99.6  | 106.1 | 92.6  |
| 17年     | 96.8  | 102.2 | 102.0 | 108.5 | 96.4  | 128.2 | 121.1 | 64.1  | 76.7  | 95.7  | 111.9 | 91.5  |
| 1期      | 115.6 | 103.4 | 97.0  | 109.3 | 95.9  | 130.5 | 135.0 | 69.3  | 78.0  | 96.5  | 105.9 | 91.1  |
| 2       | 125.4 | 102.2 | 98.0  | 111.9 | 101.2 | 134.3 | 128.7 | 69.0  | 72.3  | 88.3  | 110.1 | 89.1  |
| 3       | 116.4 | 101.5 | 103.0 | 112.5 | 109.7 | 146.6 | 115.9 | 75.2  | 80.7  | 91.7  | 92.0  | 92.1  |
| 4       | 111.4 | 97.0  | 106.7 | 113.9 | 105.9 | 125.4 | 93.2  | 71.7  | 74.0  | 97.0  | 98.4  | 91.2  |
| 5       | 110.1 | 110.6 | 104.9 | 110.0 | 117.7 | 119.8 | 107.5 | 82.3  | 73.8  | 93.7  | 94.1  | 89.2  |

5. 業種別及び特殊分類別指数 5. Indices by Industry and by Use of Goods  
 (2) 生産指数(生産額ウェイト) (2) Indices of Industrial Production (Production Weights)

| 分類<br>コード | その他の一般機械                   | 一般機械器具部品                      | 電気機械工業               | 回転電気機械                        | 静止電気機械                          | 開閉制御装置・機器         | 民生用電気機械                        | 配線・照明用器具                      | 電子装置                            | 電気計測器                            | 電池        | 情報通信機械工業  | Industries Code |
|-----------|----------------------------|-------------------------------|----------------------|-------------------------------|---------------------------------|-------------------|--------------------------------|-------------------------------|---------------------------------|----------------------------------|-----------|---|-----------------|
|           | Other industrial machinery | Parts of industrial machinery | Electrical machinery | Electrical rotating machinery | Electrical stationary machinery | Switching devices | Household electrical machinery | Wiring devices and luminaries | Associated electronic equipment | Electrical measuring instruments | Batteries | Information and communication electronics equipment |                 |
|           | 37                         | 38                            | 39                   | 40                            | 41                              | 42                | 43                             | 44                            | 45                              | 46                               | 47        | 48  |                 |

| ウエイト           | 37    | 38    | 39    | 40    | 41    | 42    | 43    | 44    | 45    | 46    | 47    | 48    | Weight    |
|----------------|-------|-------|-------|-------|-------|-------|-------|-------|-------|-------|-------|-------|-----------|
| 34.0           | 136.4 | 479.0 | 76.3  | 20.8  | 78.9  | 96.3  | 57.7  | 22.6  | 40.2  | 86.2  | 627.8 |       |           |
| Original Index | 100.0 | 100.0 | 100.0 | 100.0 | 100.0 | 100.0 | 100.0 | 100.0 | 100.0 | 100.0 | 100.0 | 100.0 |           |
| 12年            | 101.2 | 90.3  | 91.1  | 86.5  | 106.4 | 89.7  | 95.8  | 96.2  | 97.5  | 100.0 | 100.0 | 100.0 | C.Y. 2000 |
| 13             | 91.6  | 86.7  | 87.7  | 84.3  | 94.6  | 84.0  | 83.8  | 97.4  | 95.5  | 52.6  | 104.8 | 94.7  | 2001      |
| 14             | 92.8  | 86.0  | 93.0  | 89.5  | 98.7  | 84.0  | 83.8  | 97.4  | 95.5  | 52.6  | 104.8 | 82.1  | 2002      |
| 15             | 100.0 | 90.3  | 101.2 | 101.0 | 111.1 | 92.1  | 75.5  | 105.3 | 101.4 | 62.5  | 126.5 | 85.0  | 2003      |
| 16             | 101.7 | 99.4  | 99.7  | 98.8  | 102.5 | 98.8  | 100.0 | 100.4 | 97.0  | 104.1 | 98.5  | 102.0 | F.Y. 2000 |
| 12年度           | 96.9  | 87.2  | 87.2  | 81.8  | 104.3 | 86.8  | 90.4  | 94.1  | 98.1  | 59.3  | 90.3  | 89.5  | 2001      |
| 13             | 91.3  | 87.9  | 89.2  | 86.8  | 92.6  | 82.9  | 81.7  | 100.5 | 96.9  | 54.9  | 111.2 | 82.5  | 2002      |
| 14             | 94.0  | 86.4  | 95.4  | 92.0  | 104.8 | 85.4  | 75.0  | 107.4 | 102.2 | 71.3  | 129.7 | 85.6  | 2003      |
| 15             | 103.5 | 90.8  | 100.7 | 101.3 | 104.8 | 92.6  | 74.2  | 110.7 | 108.4 | 84.1  | 135.2 | 85.4  | 2004      |
| 16年            | 91.0  | 86.1  | 89.9  | 88.3  | 111.9 | 80.7  | 63.6  | 105.4 | 89.4  | 75.1  | 120.4 | 78.3  | Jan. 2004 |
| 1月             | 102.4 | 90.9  | 97.3  | 95.5  | 104.6 | 89.2  | 71.5  | 112.5 | 113.3 | 92.5  | 121.3 | 82.7  | Feb.      |
| 2              | 138.5 | 101.0 | 124.9 | 109.1 | 167.1 | 144.  |       |       |       |       |       |       |           |

5. 業種別及び特殊分類別指数 5. Indices by Industry and by Use of Goods  
(2) 生産指数(生産額ウェイト) (2) Indices of Industrial Production (Production Weights)

Table with 12 columns: 分類コード, 通信機械, 民生用電子機械, 電子計算機, 電子部品・デバイス工業, 電子部品, 半導体素子, 集積回路, 半導体部品, 輸送機械工業, 輸送機械工業(除く船舶・トラック), 乗用車, パス

Table with 12 columns: 原指数, 12年, 12年度, 16年, 17年. Rows include monthly and quarterly data for various years.

Table with 12 columns: 季節調整済指数, 12年, 13年, 14年, 15年, 16年, 17年. Rows include quarterly data for various years.

5. 業種別及び特殊分類別指数 5. Indices by Industry and by Use of Goods  
(2) 生産指数(生産額ウェイト) (2) Indices of Industrial Production (Production Weights)

Table with 12 columns: トラック, 自動車部品, 二輪自動車, 産業車両, 船舶・同機関, 船・同機関, (特)乗用車・バス・トラック, 精密機械工業, 計測機器, 光学機械・同部品, 時計, 窯業・土石製品工業, ガラス・同製品, Industries Code

Table with 12 columns: Original Index, 12年, 12年度, 16年, 17年. Rows include monthly and quarterly data for various years.

Table with 12 columns: Seasonal Adjustment Index, 12年, 13年, 14年, 15年, 16年, 17年. Rows include quarterly data for various years.

5. 業種別及び特殊分類別指数 5. Indices by Industry and by Use of Goods  
(2) 生産指数(生産額ウェイト) (2) Indices of Industrial Production (Production Weights)

| 分類コード | 業種別及び特殊分類別                 |                                 |   |           |                         |             |                             |  |                     |   |                                     |                              |
|-------|----------------------------|---------------------------------|---|-----------|-------------------------|-------------|-----------------------------|--|---------------------|---|-------------------------------------|------------------------------|
|       | セメント・同製品                   | 陶磁器・ファイナセラミックス                  | その他の窯業・土石製品                             | 化学工業      | 化学工業(除.医薬品)             | 化学肥料        | ソーダ工業製品                     | 無機薬品・顔料・触媒   | 高圧ガス                | 石油系芳香族                                    | 環式中間物・合成染料                          | 有機薬品                         |
| 時系列   | Cement and cement products | Ceramic wares and fine ceramics | Other ceramics, stone and clay products | Chemicals | Chemicals (excl. Drugs) | Fertilizers | Industrial sodium chemicals | Industrial inorganic chemicals, pigment and catalyst | High compressed gas | Aromatic hydrocarbons (Petroleum, origin) | Cyclic chemicals and synthetic dyes | Industrial organic chemicals |
| ウェイト  | 74                         | 75                              | 76                                      | 77        | 78                      | 79          | 80                          | 81   | 82                  | 83  | 84                                  | 85                           |

| 原指数    |       |       |       |       |       |       |       |       |       |       |       |       |
|--------|-------|-------|-------|-------|-------|-------|-------|-------|-------|-------|-------|-------|
| 12年    | 100.0 | 100.0 | 100.0 | 100.0 | 100.0 | 100.0 | 100.0 | 100.0 | 100.0 | 100.0 | 100.0 | 100.0 |
| 13     | 92.5  | 92.5  | 95.0  | 98.3  | 95.7  | 93.6  | 95.2  | 95.5  | 97.9  | 98.1  | 95.8  | 95.5  |
| 14     | 84.7  | 89.5  | 92.1  | 98.4  | 96.8  | 87.1  | 94.3  | 98.5  | 96.4  | 101.1 | 97.5  | 94.7  |
| 15     | 78.8  | 86.6  | 93.9  | 99.8  | 98.3  | 80.9  | 95.5  | 100.8 | 104.0 | 106.7 | 98.7  | 99.6  |
| 16     | 74.7  | 84.1  | 96.3  | 101.9 | 99.9  | 81.3  | 95.5  | 103.8 | 98.3  | 110.4 | 101.2 | 100.9 |
| 12年度   | 98.5  | 98.5  | 99.9  | 100.2 | 99.5  | 97.9  | 99.1  | 99.6  | 100.7 | 99.4  | 99.7  | 98.6  |
| 13     | 90.6  | 91.1  | 92.6  | 96.9  | 95.1  | 91.7  | 93.3  | 94.6  | 95.4  | 96.9  | 94.0  | 93.7  |
| 14     | 83.2  | 90.0  | 93.3  | 100.0 | 98.4  | 85.7  | 95.8  | 100.8 | 99.8  | 104.3 | 99.1  | 97.5  |
| 15     | 77.8  | 85.3  | 94.7  | 100.5 | 98.9  | 80.7  | 94.9  | 101.4 | 102.5 | 107.1 | 99.7  | 99.8  |
| 16     | 73.8  | 83.6  | 96.6  | 102.3 | 100.2 | 81.2  | 96.4  | 104.5 | 99.9  | 111.9 | 100.9 | 101.6 |
| 16年 1月 | 69.0  | 77.8  | 93.6  | 100.5 | 100.7 | 87.6  | 99.1  | 102.4 | 100.9 | 120.1 | 112.4 | 110.1 |
| 2      | 78.1  | 84.3  | 95.7  | 100.3 | 99.7  | 86.6  | 95.8  | 103.3 | 94.9  | 109.5 | 103.9 | 101.7 |
| 3      | 81.4  | 90.5  | 99.0  | 105.4 | 101.4 | 84.7  | 95.1  | 111.8 | 100.6 | 113.6 | 99.8  | 100.5 |
| 4      | 70.2  | 85.8  | 93.0  | 100.3 | 97.2  | 82.6  | 93.0  | 101.7 | 93.5  | 101.7 | 92.2  | 93.8  |
| 5      | 69.0  | 77.9  | 87.8  | 94.4  | 94.1  | 80.6  | 86.5  | 97.7  | 96.1  | 101.5 | 101.8 | 95.7  |
| 6      | 74.0  | 86.6  | 97.0  | 101.4 | 97.6  | 82.3  | 92.1  | 106.9 | 97.7  | 96.6  | 98.1  | 90.4  |
| 7      | 74.3  | 84.8  | 98.9  | 104.9 | 102.4 | 68.6  | 96.8  | 108.8 | 101.6 | 112.6 | 101.6 | 104.1 |
| 8      | 66.4  | 76.0  | 89.5  | 98.0  | 98.0  | 71.9  | 96.3  | 99.5  | 101.1 | 113.3 | 102.5 | 104.5 |
| 9      | 73.8  | 88.2  | 96.2  | 101.4 | 99.3  | 83.6  | 91.5  | 102.3 | 96.3  | 107.7 | 94.5  | 94.4  |
| 10     | 78.4  | 87.0  | 100.5 | 105.0 | 100.6 | 81.6  | 95.6  | 98.7  | 97.6  | 110.5 | 99.0  | 103.1 |
| 11     | 80.7  | 88.6  | 103.0 | 105.3 | 102.6 | 77.7  | 100.2 | 105.9 | 96.2  | 113.4 | 97.6  | 102.0 |
| 12     | 81.1  | 81.9  | 100.9 | 106.1 | 105.2 | 87.7  | 104.0 | 106.1 | 102.8 | 123.7 | 110.8 | 110.7 |
| 17年 1月 | 65.8  | 76.0  | 95.9  | 102.6 | 102.6 | 87.8  | 105.8 | 107.2 | 104.9 | 126.6 | 112.2 | 112.7 |
| 2      | 73.6  | 82.6  | 93.0  | 100.0 | 98.8  | 82.3  | 95.4  | 104.7 | 99.6  | 111.9 | 96.0  | 101.8 |
| 3      | 78.3  | 88.2  | 103.1 | 108.3 | 104.0 | 88.0  | 99.2  | 114.4 | 111.7 | 123.5 | 104.8 | 106.0 |

| 季節調整済指数 |       |       |       |       |       |       |       |       |       |       |       |       |
|---------|-------|-------|-------|-------|-------|-------|-------|-------|-------|-------|-------|-------|
| 12年 1期  | 100.7 | 99.6  | 98.7  | 98.9  | 100.3 | 100.5 | 100.9 | 98.5  | 98.1  | 103.5 | 100.3 | 101.5 |
| 2       | 99.6  | 99.7  | 99.0  | 98.9  | 99.0  | 101.1 | 100.0 | 99.0  | 97.9  | 97.7  | 98.0  | 99.5  |
| 3       | 101.0 | 101.3 | 100.7 | 100.6 | 101.0 | 99.4  | 99.0  | 100.7 | 100.0 | 102.1 | 101.6 | 100.9 |
| 4       | 97.6  | 98.1  | 100.7 | 100.6 | 99.0  | 98.2  | 99.2  | 101.1 | 102.7 | 96.5  | 99.1  | 97.2  |
| 13年 1期  | 95.9  | 95.0  | 99.6  | 101.0 | 99.6  | 94.1  | 98.5  | 98.0  | 102.3 | 101.6 | 100.3 | 97.1  |
| 2       | 94.1  | 94.0  | 98.0  | 99.8  | 98.5  | 96.4  | 97.7  | 96.8  | 99.8  | 100.6 | 96.5  | 98.1  |
| 3       | 91.2  | 91.3  | 92.5  | 96.1  | 94.5  | 92.0  | 94.9  | 95.5  | 97.5  | 94.8  | 91.3  | 93.3  |
| 4       | 89.6  | 89.9  | 90.5  | 96.3  | 94.5  | 91.8  | 90.4  | 92.2  | 92.2  | 96.1  | 95.3  | 93.9  |
| 14年 1期  | 87.8  | 89.6  | 90.0  | 95.7  | 93.3  | 87.4  | 91.2  | 94.6  | 92.3  | 96.7  | 93.3  | 90.1  |
| 2       | 85.0  | 90.2  | 91.7  | 97.6  | 96.1  | 86.9  | 93.6  | 97.8  | 95.4  | 97.3  | 96.8  | 93.8  |
| 3       | 82.9  | 89.3  | 93.5  | 100.2 | 98.9  | 87.4  | 97.3  | 101.2 | 98.8  | 104.2 | 101.9 | 97.5  |
| 4       | 83.3  | 88.9  | 93.2  | 99.9  | 98.7  | 87.1  | 95.6  | 100.7 | 99.3  | 106.4 | 98.0  | 97.6  |
| 15年 1期  | 81.4  | 90.8  | 94.7  | 101.8 | 100.0 | 82.8  | 97.3  | 103.5 | 105.2 | 109.1 | 99.1  | 101.3 |
| 2       | 78.3  | 87.5  | 91.8  | 99.4  | 97.8  | 81.7  | 96.6  | 101.0 | 104.0 | 107.8 | 96.5  | 99.5  |
| 3       | 78.2  | 85.0  | 93.9  | 98.0  | 96.9  | 76.5  | 95.9  | 100.4 | 102.4 | 103.7 | 95.1  | 96.5  |
| 4       | 77.8  | 83.3  | 95.3  | 100.1 | 98.9  | 82.0  | 92.6  | 98.6  | 105.1 | 106.0 | 103.8 | 101.2 |
| 16年 1期  | 75.8  | 83.7  | 96.4  | 102.9 | 100.8 | 80.7  | 94.0  | 104.0 | 98.4  | 109.3 | 102.5 | 100.4 |
| 2       | 75.1  | 84.7  | 95.2  | 100.6 | 98.6  | 81.8  | 95.1  | 103.6 | 97.1  | 106.2 | 102.0 | 101.3 |
| 3       | 74.5  | 85.3  | 95.2  | 101.4 | 99.6  | 81.2  | 95.0  | 103.8 | 97.7  | 109.6 | 99.7  | 100.6 |
| 4       | 73.1  | 82.6  | 97.4  | 102.0 | 99.6  | 80.7  | 97.0  | 102.6 | 99.0  | 114.6 | 99.0  | 100.3 |
| 17年 1期  | 73.1  | 82.8  | 98.9  | 105.8 | 103.3 | 81.4  | 98.4  | 108.3 | 106.1 | 116.6 | 102.6 | 104.3 |
| 16年 1月  | 76.9  | 84.5  | 98.0  | 105.7 | 103.5 | 84.9  | 93.7  | 106.1 | 100.7 | 109.9 | 104.2 | 101.9 |
| 2       | 74.1  | 82.4  | 95.4  | 101.8 | 100.4 | 80.0  | 94.9  | 101.5 | 96.3  | 109.2 | 103.4 | 101.3 |
| 3       | 76.5  | 84.2  | 95.9  | 101.2 | 98.6  | 77.1  | 93.3  | 104.4 | 98.3  | 108.8 | 100.0 | 98.1  |
| 4       | 74.6  | 83.5  | 95.0  | 100.5 | 97.2  | 78.8  | 93.4  | 102.6 | 94.4  | 100.9 | 97.3  | 99.1  |
| 5       | 75.7  | 85.6  | 94.6  | 99.2  | 98.9  | 80.1  | 94.3  | 104.0 | 99.8  | 106.4 | 103.1 | 102.2 |
| 6       | 75.0  | 84.9  | 96.1  | 102.0 | 99.8  | 86.6  | 97.7  | 104.2 | 97.2  | 111.2 | 105.6 | 102.7 |
| 7       | 75.2  | 83.5  | 96.6  | 101.6 | 99.7  | 79.4  | 95.1  | 104.2 | 97.3  | 112.2 | 99.6  | 103.1 |
| 8       | 73.8  | 86.3  | 94.1  | 101.7 | 100.2 | 82.1  | 96.5  | 107.3 | 99.2  | 108.5 | 99.6  | 101.5 |
| 9       | 74.4  | 86.2  | 95.0  | 100.8 | 98.9  | 82.0  | 93.5  | 99.9  | 96.7  | 108.0 | 100.0 | 97.1  |
| 10      | 72.1  | 82.4  | 96.8  | 102.2 | 98.8  | 80.7  | 96.9  | 99.8  | 98.5  | 114.9 | 98.2  | 100.1 |
| 11      | 73.2  | 84.5  | 97.8  | 101.9 | 99.4  | 78.1  | 96.8  | 104.3 | 98.3  | 115.4 | 97.9  | 99.0  |
| 12      | 73.9  | 80.8  | 97.6  | 102.0 | 100.6 | 83.4  | 97.3  | 103.8 | 100.3 | 113.6 | 101.0 | 101.9 |
| 17年 1月  | 73.0  | 82.3  | 100.4 | 108.4 | 106.3 | 85.8  | 100.3 | 112.2 | 104.3 | 117.9 | 105.3 | 104.6 |
| 2       | 72.3  | 83.0  | 95.4  | 104.4 | 102.4 | 78.3  | 97.8  | 105.8 | 104.9 | 115.4 | 98.8  | 104.9 |
| 3       | 74.0  | 83.2  | 100.8 | 104.5 | 101.2 | 80.0  | 97.2  | 106.8 | 109.1 | 116.6 | 103.8 | 103.3 |

5. 業種別及び特殊分類別指数 5. Indices by Industry and by Use of Goods  
(2) 生産指数(生産額ウェイト) (2) Indices of Industrial Production (Production Weights)

| 分類コード | 業種別及び特殊分類別          |                   |                                     |   |           |                         |                               |                             |                    |               |                  |                                |
|-------|---------------------|-------------------|-------------------------------------|---|-----------|-------------------------|-------------------------------|-----------------------------|--------------------|---------------|------------------|--------------------------------|
|       | プラスチック              | 合成ゴム              | 感光材料                                | 石けん・合成洗剤・界面活性剤                                      | 化粧品       | 塗料・インキ                  | (特.掘.石油化学製品)                  | 石油・石炭製品工業                   | 石油製品               | 石炭製品          | プラスチック製品工業       | パルプ・紙・紙加工品工業                   |
| 時系列   | Plastic (materials) | Synthetic rubbers | Sensitive materials for photography | Soap, synthetic detergent and surface-active agents | Cosmetics | Paints and printing ink | (Petroleum chemical products) | Petroleum and coal products | Petroleum products | Coal products | Plastic products | Pulp, paper and paper products |
| ウェイト  | 86                  | 87                | 88                                  | 89  | 90        | 91                      | 93                            | 94                          | 95                 | 96            | 97               | 98                             |

| Original Index |       |       |       |       |       |       |       |       |       |       |       |       |
|----------------|-------|-------|-------|-------|-------|-------|-------|-------|-------|-------|-------|-------|
| 12年            | 100.0 | 100.0 | 100.0 | 100.0 | 100.0 | 100.0 | 100.0 | 100.0 | 100.0 | 100.0 | 100.0 | 100.0 |
| 13             | 94.6  | 92.1  | 98.8  | 101.1 | 102.5 | 96.7  | 96.1  | 100.5 | 100.5 | 100.0 | 94.0  | 96.9  |
| 14             | 94.4  | 96.2  | 89.7  | 107.5 | 100.3 | 95.3  | 96.8  | 99.4  | 99.4  | 100.1 | 92.6  | 96.8  |
| 15             | 95.0  | 99.7  | 85.5  | 107.6 | 101.3 | 95.7  | 99.8  | 101.2 | 101.2 | 100.4 | 93.4  | 96.4  |
| 16             | 98.0  | 102.2 | 82.9  | 106.3 | 101.6 | 98.0  | 102.7 | 100.0 | 100.0 | 99.8  | 94.8  | 97.6  |
| 12年度           | 99.3  | 98.7  | 100.7 | 100.6 | 100.6 | 99.5  | 99.3  | 100.4 | 100.5 | 100.3 | 99.1  | 99.7  |
| 13             | 92.1  | 90.0  | 95.7  | 101.6 | 102.2 | 95.4  | 94.3  | 100.0 | 100.0 | 99.7  | 92.4  | 96.0  |
| 14             | 96.1  | 99.3  | 89.7  | 109.1 | 100.9 | 96.0  | 99.1  | 100.4 | 100.5 | 100.5 | 93.3  | 97.1  |
| 15             | 96.0  | 100.4 | 84.5  | 107.3 | 102.4 | 96.8  | 100.5 | 100.8 | 100.8 | 100.5 | 93.9  | 96.8  |
| 16             | 98.1  | 102.8 | 81.9  | 106.6 | 101.8 | 97.7  | 103.4 | 99.6  | 99.6  | 99.5  | 94.6  | 97.7  |
| 16年 1月         | 102.6 | 111.2 | 70.9  | 76.9  | 94.3  | 88.4  | 111.6 | 106.6 | 106.7 | 102.0 | 87.5  | 91.5  |
| 2              | 97.4  | 106.0 | 85.9  | 99.3  | 102.9 | 92.6  | 104.0 | 101.4 | 101.5 | 96.3  | 91.2  | 94.0  |
| 3              | 99.8  | 92.1  | 88.8  | 108.7 | 99.7  | 111.2 | 101.4 | 107.1 | 107.2 | 101.0 | 99.5  | 101.7 |
| 4              | 94.7  | 97.3  | 83.4  | 110.3 | 107.0 | 97.1  | 95.5  | 97.7  | 97.6  | 98.6  | 95.6  | 97.5  |
| 5              | 94.9  | 103.7 | 77.1  | 95.3  | 87.8  | 87.4  | 100.9 | 89.8  | 89.5  | 100.6 | 89.0  | 95.6  |
| 6              | 95.5  | 88.0  | 91.1  | 114.6 | 106.0 | 100.4 | 93.6  | 87.7  | 87.4  | 98.3  | 96.4  | 97.4  |
| 7              | 97.8  | 105.7 | 82.7  | 115.8 | 109.2 | 99.3  | 103.4 | 101.2 | 101.2 | 102.4 | 99.7  | 98.2  |
| 8              | 94.4  | 108.9 | 70.9  | 91.2  | 101.4 | 91.7  | 105.4 | 106.5 | 106.7 | 101.6 | 89.1  | 96.8  |
| 9              | 97.3  | 100.8 | 82.8  | 110.3 | 107.8 | 103.4 | 97.4  | 95.7  | 95.6  | 98.7  | 98.4  | 98.0  |
| 10             | 97.2  | 98.2  | 85.3  | 111.6 | 107.0 | 100.1 | 102.0 | 98.7  | 98.7  | 99.3  | 97.9  | 101.4 |
| 11             | 100.5 | 102.5 | 91.9  | 125.2 | 101.9 | 104.3 | 104.3 | 99.1  | 99.2  | 97.8  | 99.8  | 100.6 |
| 12             | 103.6 | 111.5 | 84.1  | 115.8 | 94.7  | 99.9  | 112.8 | 108.9 | 109.1 | 100.9 | 93.8  | 98.9  |
| 17年 1月         | 104.6 | 113.2 | 68.3  | 84.0  | 93.4  | 88.3  | 115.2 | 105.6 | 105.7 | 101.9 | 86.8  | 93.1  |
| 2              | 96.9  | 105.7 | 87.8  | 93.6  | 103.0 | 91.8  | 103.3 | 99.2  | 99.4  | 91.7  | 89.8  | 92.0  |
| 3              | 100.1 | 97.9  | 77.2  | 111.9 | 102.4 | 109.2 | 106.7 | 105.2 | 105.3 | 102.5 | 98.3  | 103.3 |

| Seasonal Adjustment Index |       |       |       |      |      |      |       |      |      |      |      |      |
|---------------------------|-------|-------|-------|------|------|------|-------|------|------|------|------|------|
| 12年 1期                    | 100.9 | 101.5 | 99.3  | 99.0 | 97.2 | 98.7 | 101.2 | 98.4 | 98.5 | 98.4 | 99.2 | 98.9 |
| 2                         | 98.6  | 100.1 | 101.6 | 10   |      |      |       |      |      |      |      |      |

5. 業種別及び特殊分類別指数 5. Indices by Industry and by Use of Goods  
 (2) 生産指数(生産額ウェイト) (2) Indices of Industrial Production (Production Weights)

| 分類コード<br>時系列 | パルプ  | 紙     | 板紙         | 紙加工品                          | 繊維工業     | 化学繊維            | 紡績        | 織物            | 染色整理                           | 衣類      | その他の繊維製品               | 食料品・たばこ工業         |
|--------------|------|-------|------------|-------------------------------|----------|-----------------|-----------|---------------|--------------------------------|---------|------------------------|-------------------|
|              | Pulp | Paper | Paperboard | Converted and processed paper | Textiles | Man-made fibers | Spun yarn | Woven fabrics | Dyeing and finishing processes | Clothes | Other textile products | Foods and tobacco |
| ウェイト         | 51.0 | 156.5 | 46.7       | 47.7                          | 258.5    | 40.1            | 15.6      | 56.5          | 26.8                           | 75.9    | 43.6                   | 807.5             |

| 原指数  |      | 100.0 | 100.0 | 100.0 | 100.0 | 100.0 | 100.0 | 100.0 | 100.0 | 100.0 | 100.0 | 100.0 |
|------|------|-------|-------|-------|-------|-------|-------|-------|-------|-------|-------|-------|
| 12年  | 12年  | 100.0 | 100.0 | 100.0 | 100.0 | 100.0 | 100.0 | 100.0 | 100.0 | 100.0 | 100.0 | 100.0 |
| 13   | 13   | 94.8  | 97.1  | 96.2  | 98.9  | 91.2  | 95.5  | 86.2  | 93.7  | 93.1  | 85.6  | 94.1  |
| 14   | 14   | 93.6  | 97.5  | 95.8  | 99.1  | 81.6  | 86.9  | 72.2  | 83.4  | 84.0  | 74.4  | 88.8  |
| 15   | 15   | 92.9  | 96.9  | 94.9  | 99.5  | 74.9  | 80.7  | 62.4  | 76.8  | 79.0  | 65.5  | 85.4  |
| 16   | 16   | 94.1  | 98.7  | 94.7  | 100.8 | 70.9  | 78.6  | 57.2  | 74.7  | 73.8  | 58.6  | 83.1  |
| 12年度 | 12年度 | 99.5  | 99.8  | 99.6  | 99.7  | 97.6  | 98.6  | 96.3  | 98.5  | 98.0  | 96.0  | 98.4  |
| 13   | 13   | 93.5  | 96.4  | 94.9  | 98.4  | 88.6  | 93.3  | 82.6  | 91.2  | 90.5  | 82.6  | 92.3  |
| 14   | 14   | 94.0  | 97.6  | 96.2  | 99.4  | 80.0  | 85.7  | 69.8  | 81.5  | 83.1  | 72.4  | 87.9  |
| 15   | 15   | 93.2  | 97.4  | 95.1  | 100.3 | 73.8  | 79.6  | 60.6  | 76.3  | 77.8  | 63.7  | 85.0  |
| 16   | 16   | 94.3  | 99.0  | 94.4  | 100.7 | 69.7  | 78.2  | 56.0  | 73.9  | 72.1  | 56.8  | 82.7  |
| 16年  | 1月   | 93.9  | 93.8  | 88.7  | 84.0  | 69.3  | 77.7  | 54.4  | 72.3  | 74.2  | 56.5  | 82.4  |
|      | 2    | 94.0  | 96.2  | 89.0  | 91.9  | 71.1  | 76.1  | 55.7  | 73.7  | 74.7  | 62.2  | 81.7  |
|      | 3    | 99.2  | 102.7 | 98.3  | 104.7 | 75.4  | 81.1  | 60.0  | 77.0  | 79.9  | 67.3  | 85.0  |
|      | 4    | 89.0  | 97.5  | 95.8  | 108.4 | 73.6  | 78.9  | 59.6  | 75.9  | 74.7  | 67.4  | 81.0  |
|      | 5    | 93.4  | 97.3  | 93.9  | 94.3  | 69.5  | 81.0  | 55.3  | 72.3  | 71.6  | 58.6  | 77.7  |
|      | 6    | 92.7  | 97.5  | 95.5  | 103.8 | 70.7  | 78.8  | 61.8  | 75.8  | 75.2  | 58.5  | 78.1  |
|      | 7    | 92.5  | 98.3  | 96.6  | 105.5 | 71.4  | 80.8  | 61.2  | 76.4  | 74.6  | 57.4  | 82.5  |
|      | 8    | 95.9  | 99.5  | 89.7  | 96.0  | 67.5  | 79.8  | 51.8  | 70.6  | 69.3  | 54.0  | 80.1  |
|      | 9    | 94.6  | 99.0  | 95.7  | 100.9 | 70.5  | 75.8  | 59.7  | 75.4  | 70.6  | 57.4  | 85.8  |
|      | 10   | 97.7  | 101.7 | 100.5 | 105.1 | 70.7  | 75.2  | 55.9  | 76.3  | 71.1  | 56.4  | 89.3  |
|      | 11   | 95.2  | 100.5 | 98.4  | 108.8 | 70.9  | 77.6  | 57.1  | 76.6  | 75.6  | 54.7  | 87.8  |
|      | 12   | 91.5  | 100.2 | 94.8  | 106.2 | 69.6  | 80.0  | 53.6  | 74.4  | 73.9  | 53.0  | 85.7  |
| 17年  | 1月   | 96.2  | 96.9  | 86.9  | 83.4  | 65.5  | 78.5  | 49.1  | 69.0  | 69.0  | 49.9  | 80.0  |
|      | 2    | 92.5  | 93.7  | 87.1  | 90.6  | 66.2  | 71.5  | 51.6  | 70.6  | 68.5  | 54.8  | 79.1  |
|      | 3    | 100.7 | 105.4 | 97.3  | 104.8 | 70.8  | 80.2  | 54.8  | 73.4  | 70.6  | 59.1  | 85.2  |

| 季節調整済指数 |    | 89.9  | 98.6  | 99.3  | 98.8  | 103.1 | 102.8 | 104.8 | 101.8 | 103.5 | 104.6 | 102.1 | 99.0  |
|---------|----|-------|-------|-------|-------|-------|-------|-------|-------|-------|-------|-------|-------|
| 12年     | 1期 | 89.9  | 98.6  | 99.3  | 98.8  | 103.1 | 102.8 | 104.8 | 101.8 | 103.5 | 104.6 | 102.1 | 99.0  |
|         | 2  | 99.7  | 100.0 | 98.8  | 99.5  | 100.9 | 100.2 | 102.5 | 101.2 | 101.1 | 101.4 | 99.4  | 100.4 |
|         | 3  | 100.5 | 100.3 | 100.6 | 100.7 | 98.1  | 96.4  | 98.8  | 99.1  | 97.5  | 97.8  | 98.6  | 100.0 |
|         | 4  | 100.0 | 100.2 | 100.5 | 100.1 | 96.9  | 100.1 | 93.0  | 97.2  | 96.9  | 94.9  | 99.0  | 100.0 |
| 13年     | 1期 | 98.2  | 99.2  | 98.8  | 99.2  | 94.6  | 98.1  | 90.8  | 96.8  | 96.4  | 89.8  | 96.8  | 99.5  |
|         | 2  | 95.9  | 97.9  | 97.9  | 99.2  | 92.7  | 97.2  | 88.1  | 96.3  | 94.5  | 87.2  | 94.0  | 99.9  |
|         | 3  | 93.0  | 95.5  | 95.1  | 99.2  | 90.2  | 95.3  | 84.3  | 92.6  | 91.9  | 83.7  | 94.4  | 98.5  |
|         | 4  | 92.5  | 96.1  | 93.4  | 98.3  | 87.4  | 91.8  | 81.8  | 89.5  | 89.8  | 81.7  | 91.4  | 97.8  |
| 14年     | 1期 | 92.8  | 96.3  | 93.3  | 97.4  | 84.4  | 89.4  | 76.2  | 86.6  | 85.8  | 77.9  | 90.0  | 98.3  |
|         | 2  | 92.6  | 97.0  | 96.5  | 99.6  | 81.7  | 87.2  | 73.4  | 83.2  | 83.8  | 74.1  | 90.4  | 99.0  |
|         | 3  | 95.5  | 98.6  | 97.3  | 99.3  | 80.8  | 86.4  | 71.2  | 82.7  | 83.0  | 73.3  | 87.9  | 97.0  |
|         | 4  | 93.5  | 98.1  | 96.2  | 99.7  | 79.7  | 84.8  | 68.4  | 81.4  | 83.4  | 72.3  | 87.2  | 96.2  |
| 15年     | 1期 | 94.4  | 97.0  | 95.6  | 99.1  | 77.9  | 84.4  | 66.2  | 78.8  | 81.9  | 69.8  | 86.5  | 97.5  |
|         | 2  | 92.5  | 97.1  | 93.9  | 98.6  | 75.0  | 80.4  | 63.3  | 77.1  | 79.0  | 65.7  | 85.6  | 96.5  |
|         | 3  | 92.5  | 97.1  | 95.6  | 99.9  | 74.1  | 79.1  | 60.5  | 76.1  | 78.0  | 64.2  | 86.2  | 95.5  |
|         | 4  | 92.6  | 97.0  | 94.8  | 100.7 | 73.0  | 79.1  | 60.1  | 75.5  | 77.3  | 62.3  | 83.9  | 97.8  |
| 16年     | 1期 | 93.8  | 97.4  | 95.3  | 101.0 | 72.1  | 78.7  | 57.9  | 75.4  | 75.9  | 61.3  | 83.9  | 95.4  |
|         | 2  | 92.9  | 97.2  | 94.2  | 100.7 | 71.2  | 79.2  | 57.3  | 74.4  | 74.1  | 59.4  | 83.2  | 94.5  |
|         | 3  | 95.3  | 100.8 | 94.8  | 101.5 | 70.5  | 78.3  | 57.7  | 74.7  | 73.4  | 57.1  | 83.7  | 96.2  |
|         | 4  | 94.0  | 98.8  | 94.0  | 99.6  | 69.2  | 77.2  | 55.5  | 74.0  | 71.3  | 56.1  | 81.3  | 95.3  |
| 17年     | 1期 | 95.6  | 99.7  | 94.7  | 101.7 | 68.5  | 78.0  | 53.6  | 72.9  | 69.9  | 54.7  | 83.2  | 95.8  |
| 16年     | 1月 | 95.5  | 98.4  | 96.0  | 103.8 | 73.8  | 77.4  | 60.5  | 77.4  | 77.8  | 62.9  | 86.5  | 96.1  |
|         | 2  | 93.1  | 97.4  | 94.3  | 98.6  | 70.6  | 78.4  | 55.9  | 73.5  | 74.0  | 60.4  | 82.6  | 94.5  |
|         | 3  | 92.7  | 96.5  | 95.5  | 100.7 | 71.9  | 80.3  | 57.4  | 75.3  | 75.9  | 60.7  | 82.5  | 95.5  |
|         | 4  | 93.0  | 96.2  | 94.8  | 102.3 | 71.6  | 79.2  | 57.1  | 75.0  | 74.1  | 60.4  | 83.1  | 96.2  |
|         | 5  | 93.0  | 97.5  | 94.7  | 99.7  | 71.3  | 79.4  | 57.0  | 74.2  | 74.4  | 59.1  | 84.1  | 93.7  |
|         | 6  | 92.8  | 97.8  | 93.1  | 100.0 | 70.6  | 79.0  | 57.7  | 74.1  | 73.8  | 58.7  | 82.5  | 93.7  |
|         | 7  | 92.8  | 99.2  | 94.6  | 101.7 | 71.0  | 79.4  | 58.0  | 74.6  | 73.8  | 57.7  | 84.5  | 98.3  |
|         | 8  | 98.3  | 103.6 | 96.6  | 102.8 | 70.7  | 79.2  | 57.5  | 74.8  | 74.0  | 57.0  | 83.6  | 94.3  |
|         | 9  | 94.9  | 99.6  | 93.3  | 99.9  | 69.8  | 76.3  | 57.5  | 74.7  | 72.4  | 56.6  | 82.9  | 96.1  |
|         | 10 | 93.7  | 98.6  | 93.3  | 99.0  | 69.3  | 76.1  | 55.4  | 74.5  | 71.2  | 56.5  | 81.5  | 95.7  |
|         | 11 | 93.9  | 98.4  | 93.8  | 99.4  | 69.3  | 77.6  | 56.3  | 74.0  | 72.3  | 56.3  | 80.6  | 95.1  |
|         | 12 | 94.3  | 99.4  | 94.8  | 100.3 | 68.9  | 77.8  | 54.7  | 73.4  | 70.4  | 55.6  | 81.8  | 95.0  |
| 17年     | 1月 | 97.6  | 101.6 | 94.3  | 103.4 | 69.7  | 79.0  | 54.7  | 73.6  | 72.1  | 55.4  | 83.9  | 97.1  |
|         | 2  | 94.7  | 97.9  | 95.4  | 99.5  | 67.8  | 75.9  | 53.2  | 72.7  | 70.0  | 54.8  | 82.4  | 96.5  |
|         | 3  | 94.5  | 99.7  | 94.4  | 102.1 | 67.9  | 79.1  | 52.9  | 72.3  | 67.6  | 53.8  | 83.3  | 93.8  |

5. 業種別及び特殊分類別指数 5. Indices by Industry and by Use of Goods  
 (2) 生産指数(生産額ウェイト) (2) Indices of Industrial Production (Production Weights)

| 分類コード<br>時系列 | 肉製品           | 乳製品            | 水産製品                      | 野菜・果実製品                                  | 油・脂・調味料                  | 製粉・同製品        | その他の食料品     | 清涼飲料      | 酒類      | その他工業               | ゴム製品            | 皮革製品             | Industries Code |
|--------------|---------------|----------------|---------------------------|--|--------------------------|---------------|-------------|-----------|---------|---------------------|-----------------|------------------|-----------------|
|              | Meat products | Dairy products | Processed marine products | Processed vegetables and fruits products | Oils and fats, seasoning | Flour milling | Other foods | Beverages | Alcohol | Other manufacturing | Rubber products | Leather products | Code            |
| ウェイト         | 31.7          | 85.6           | 50.1                      | 24.8                                     | 97.1                     | 148.4         | 51.0        | 94.5      | 129.7   | 385.6               | 111.8           | 28.2             | Time series     |

| Original Index |      | 100.0 | 100.0 | 100.0 | 100.0 | 100.0 | 100.0 | 100.0 | 100.0 | 100.0 | 100.0 | 100.0 | 100.0 | 100.0     |
|----------------|------|-------|-------|-------|-------|-------|-------|-------|-------|-------|-------|-------|-------|-----------|
| 12年            | 12年  | 100.0 | 100.0 | 100.0 | 100.0 | 100.0 | 100.0 | 100.0 | 100.0 | 100.0 | 100.0 | 100.0 | 100.0 | 100.0     |
| 13             | 13   | 99.3  | 96.8  | 93.6  | 99.2  | 98.4  | 100.8 | 99.8  | 101.3 | 99.7  | 91.4  | 95.8  | 96.1  | 2001      |
| 14             | 14   | 95.9  | 97.3  | 93.6  | 106.4 | 98.5  | 98.9  | 97.6  | 98.8  | 97.2  | 86.1  | 97.1  | 83.1  | 2002      |
| 15             | 15   | 93.7  | 97.4  | 92.6  | 97.3  | 97.8  | 99.4  | 103.3 | 97.8  | 93.0  | 84.4  | 100.4 | 77.9  | 2003      |
| 16             | 16   | 96.3  | 97.8  | 94.5  | 85.2  | 96.5  | 99.9  | 101.9 | 98.3  | 90.9  | 84.8  | 104.0 | 75.7  | 2004      |
| 12年度           | 12年度 | 99.7  | 98.1  | 99.5  | 99.6  | 100.0 | 100.5 | 100.5 | 101.3 | 99.6  | 98.1  | 98.7  | 99.8  | F.Y. 2000 |
| 13             | 13   | 99.2  | 96.7  | 91.9  | 99.1  | 98.8  | 100.1 | 98.6  | 101.6 | 99.6  | 88.8  | 95.2  | 91.3  | 2001      |
| 14             | 14   | 94.9  | 97.5  | 93.9  | 104.5 | 98.4  | 99.1  | 98.8  | 98.9  | 96.3  | 85.8  | 99.0  | 82.8  | 2002      |
| 15             | 15   | 94.4  | 97.6  | 93.2  | 96.1  | 97.5  | 99.8  | 104.3 | 101.3 | 92.5  | 84.5  | 101.0 | 77.2  | 2003      |
| 16             | 16   | 96.7  | 97.4  | 95.4  | 83.7  | 95.9  | 99.6  | 101.4 | 99.8  | 89.5  | 85.1  | 104.7 | 74.6  | 2004      |
| 16年            | 1月   | 74.4  | 96.9  | 85.3  | 81.8  | 83.2  | 92.2  | 91.8  | 70.2  | 52.8  | 76.4  | 94.2  | 71.8  | Jan. 2004 |
|                | 2    | 79.8  | 91.4  | 79.4  | 79.8  | 86.8  | 95.0  | 99.1  | 75.3  | 73.0  | 81.3  | 102.4 | 80.1  | Feb.      |
|                | 3    | 91.4  | 100.9 | 94.7  | 90.8  | 95.4  | 105.5 | 112.0 | 107.8 | 95.3  | 89.9  | 112.1 | 84.6  | Mar.      |
|                | 4    | 105.4 | 102.2 | 95.5  | 87.6  | 107.9 | 107.2 | 109.0 | 105.5 | 97.8  | 84.2  | 104.4 | 82.8  | Apr.      |
|                | 5    | 95.6  | 102.9 | 85.3  | 82.9  | 94.2  | 99.0  | 91.6  | 105.4 | 79.1  | 79.2  | 95.7  | 70.1  | May.      |
|                | 6    | 101.3 | 102.3 | 89.1  | 85.5  | 100.9 | 98.2  | 95.4  | 113.5 | 105.8 | 84.1  | 107.2 | 73.3  | Jun.      |
|                | 7    | 109.1 | 102.0 | 92.0  | 82.1  | 108.6 | 99.4  | 96.7  | 121.5 | 106.9 | 86.4  | 109.6 | 76.4  | Jul.      |
|                | 8    | 98.9  | 97.4  | 84.0  | 83.2  | 85.1  | 93.5  | 88.3  | 115.6 | 85.1  | 76.8  | 90.4  | 71.5  | Aug.      |
|                | 9    | 94.6  | 94.7  | 96.1  | 84.0  | 93.7  | 96.5  | 102.4 | 96.7  | 89.0  | 90.3  | 108.0 | 76.6  | Sep.      |
|                | 10   | 93.2  | 94.9  | 102.9 | 92.6  | 99.2  | 101.9 | 108.4 | 97.6  | 83.0  | 93.6  | 110.5 | 74.5  | Oct.      |
|                | 11   | 98.8  | 92.3  | 108.4 | 85.7  | 99.6  | 103.4 | 113.7 | 85.5  | 94.2  | 91.1  | 109.7 | 73.3  | Nov.      |
|                | 12   | 112.8 | 95.9  | 121.8 | 86.8  | 103.0 | 107.2 | 114.4 | 84.6  | 128.8 | 84.8  | 103.3 | 73.1  | Dec.      |
| 17年            | 1月   | 75.0  | 94.9  | 85.2  | 77.5  | 85.0  | 91.4  | 91.7  | 73.4  | 46.5  | 76.8  | 97.3  | 68.0  | Jan. 2005 |
|                | 2    | 80.3  | 88.0  | 87.8  | 75.2  | 81.7  | 92.7  | 96.0  | 84.6  | 69.   |       |       |       |           |



5. 業種別及び特殊分類別指数 5. Indices by Industry and by Use of Goods  
(2) 生産指数(生産額ウェイト) (2) Indices of Industrial Production (Production Weights)

| 分類コード | 業種別       |                 |                  |                        |                |                     |            |      | 特殊分類別  |                       |                        |                        |
|-------|-----------|-----------------|------------------|------------------------|----------------|---------------------|------------|------|--------|-----------------------|------------------------|------------------------|
|       | 家具工業      | 金属製家具           | 木製家具             | 木材・木製品工業               | その他の工業         | 楽器                  | 文具         | 玩具   | 鉱業     | (参考) 産業総合(鉱工業、新聞・出版業) | (参考) 産業総合(鉱工業、電力・ガス事業) | (参考) 産業総合(鉱工業、電力・ガス事業) |
| 時系列   | Furniture | Metal furniture | Wooden furniture | Wood and wood products | Other products | Musical instruments | Stationery | Toys | Mining | 400                   | 401                    | 402                    |
| ウェイト  | 60.1      | 32.9            | 27.2             | 126.2                  | 59.3           | 8.0                 | 12.0       | 39.3 | 14.9   | 11011.0               | 10167.3                | 10843.7                |

| 原指数    |       |       |       |       |       |       |       |       |       |       |       |       |
|--------|-------|-------|-------|-------|-------|-------|-------|-------|-------|-------|-------|-------|
| 12年    | 100.0 | 100.0 | 100.0 | 100.0 | 100.0 | 100.0 | 100.0 | 100.0 | 100.0 | 100.0 | 100.0 | 100.0 |
| 13     | 92.3  | 93.7  | 90.5  | 90.3  | 82.4  | 89.3  | 82.5  | 81.0  | 99.4  | 94.0  | 93.5  | 93.9  |
| 14     | 83.7  | 89.4  | 76.9  | 82.5  | 76.8  | 85.1  | 81.7  | 73.6  | 92.1  | 93.4  | 92.7  | 93.3  |
| 15     | 81.8  | 91.2  | 70.5  | 80.7  | 67.8  | 85.5  | 78.6  | 60.9  | 92.9  | 96.3  | 95.8  | 96.3  |
| 16     | 82.6  | 95.7  | 66.6  | 79.9  | 65.9  | 85.1  | 75.0  | 59.3  | 92.5  | 101.1 | 100.8 | 101.2 |
| 12年度   | 99.5  | 99.6  | 99.3  | 98.4  | 94.0  | 99.4  | 96.2  | 92.2  | 99.7  | 100.0 | 100.0 | 100.0 |
| 13     | 87.8  | 90.1  | 85.1  | 87.2  | 79.6  | 84.7  | 81.4  | 78.0  | 97.3  | 91.8  | 91.7  | 91.7  |
| 14     | 83.4  | 89.8  | 75.8  | 81.9  | 73.2  | 88.2  | 80.8  | 67.8  | 92.9  | 94.7  | 94.0  | 94.6  |
| 15     | 82.6  | 93.3  | 69.7  | 80.5  | 67.0  | 83.9  | 78.2  | 60.1  | 92.7  | 97.7  | 97.4  | 97.8  |
| 16     | 82.2  | 96.2  | 65.3  | 79.6  | 67.8  | 86.5  | 73.6  | 62.2  | 93.1  | 101.5 | 101.1 | 101.6 |
| 16年 1月 | 77.0  | 86.9  | 65.1  | 73.5  | 50.1  | 73.2  | 73.4  | 38.3  | 93.7  | 95.1  | 93.5  | 95.2  |
| 2      | 86.1  | 100.9 | 68.2  | 76.6  | 47.4  | 73.0  | 73.8  | 34.2  | 96.5  | 98.4  | 97.9  | 98.5  |
| 3      | 102.6 | 121.8 | 79.4  | 82.0  | 54.3  | 80.1  | 80.4  | 41.1  | 101.2 | 111.9 | 112.3 | 112.0 |
| 4      | 84.1  | 94.5  | 71.6  | 79.6  | 56.5  | 94.8  | 81.6  | 41.0  | 88.9  | 98.6  | 99.0  | 98.6  |
| 5      | 70.9  | 79.1  | 61.0  | 77.3  | 64.6  | 83.7  | 76.3  | 57.1  | 85.3  | 94.1  | 94.1  | 94.2  |
| 6      | 75.5  | 86.6  | 61.9  | 82.5  | 57.5  | 94.1  | 81.8  | 42.7  | 87.8  | 103.6 | 103.7 | 103.8 |
| 7      | 81.6  | 95.6  | 64.7  | 82.5  | 60.5  | 96.2  | 70.4  | 50.2  | 93.2  | 105.0 | 103.7 | 105.2 |
| 8      | 74.7  | 87.7  | 59.0  | 77.1  | 55.3  | 74.7  | 65.4  | 48.3  | 83.4  | 96.0  | 94.5  | 96.1  |
| 9      | 83.4  | 98.0  | 65.7  | 83.7  | 85.0  | 92.2  | 71.6  | 87.6  | 87.5  | 106.0 | 106.0 | 106.2 |
| 10     | 82.8  | 94.4  | 68.8  | 82.0  | 106.2 | 87.9  | 74.1  | 119.8 | 91.1  | 100.3 | 100.5 | 100.3 |
| 11     | 85.7  | 100.8 | 67.5  | 82.0  | 89.4  | 88.3  | 77.6  | 93.3  | 97.5  | 102.3 | 102.7 | 102.4 |
| 12     | 86.2  | 102.4 | 66.7  | 80.2  | 64.1  | 82.4  | 73.5  | 57.5  | 104.1 | 101.6 | 101.1 | 101.7 |
| 17年 1月 | 77.3  | 91.5  | 60.3  | 73.0  | 49.5  | 75.3  | 63.3  | 40.0  | 97.4  | 96.8  | 95.2  | 97.0  |
| 2      | 85.9  | 103.9 | 64.0  | 75.0  | 60.1  | 78.7  | 68.8  | 53.6  | 98.0  | 99.5  | 98.7  | 99.6  |
| 3      | 98.6  | 120.0 | 72.6  | 80.2  | 64.8  | 90.0  | 78.6  | 55.5  | 103.5 | 113.6 | 113.7 | 113.7 |

| 季節調整済指数 |       |       |       |       |       |       |       |       |       |       |       |       |
|---------|-------|-------|-------|-------|-------|-------|-------|-------|-------|-------|-------|-------|
| 12年 1期  | 99.1  | 97.6  | 99.9  | 100.4 | 111.1 | 97.5  | 101.4 | 117.9 | 99.0  | 97.4  | 97.2  | 97.3  |
| 2       | 101.0 | 102.5 | 100.1 | 100.4 | 100.7 | 98.5  | 105.4 | 98.8  | 98.9  | 99.8  | 99.8  | 99.8  |
| 3       | 99.7  | 99.0  | 100.4 | 100.1 | 96.3  | 100.9 | 100.0 | 93.6  | 102.3 | 100.4 | 100.4 | 100.5 |
| 4       | 99.2  | 100.2 | 98.6  | 98.0  | 95.0  | 102.0 | 91.2  | 94.6  | 98.3  | 101.5 | 101.7 | 101.5 |
| 13年 1期  | 98.7  | 97.8  | 98.8  | 95.4  | 85.3  | 97.2  | 87.7  | 82.6  | 99.7  | 98.7  | 98.4  | 98.7  |
| 2       | 95.1  | 97.5  | 92.9  | 92.9  | 88.2  | 90.8  | 85.6  | 88.5  | 100.7 | 95.9  | 95.6  | 95.9  |
| 3       | 90.1  | 90.9  | 88.8  | 87.7  | 82.3  | 86.1  | 76.8  | 82.6  | 100.2 | 91.9  | 91.3  | 91.8  |
| 4       | 85.1  | 88.2  | 82.1  | 85.6  | 75.2  | 83.4  | 80.0  | 72.7  | 97.1  | 89.6  | 88.9  | 89.5  |
| 14年 1期  | 82.4  | 85.5  | 77.5  | 82.9  | 74.4  | 78.0  | 83.6  | 71.0  | 91.9  | 90.4  | 89.7  | 90.3  |
| 2       | 84.2  | 89.2  | 78.7  | 81.4  | 71.3  | 87.2  | 79.1  | 63.1  | 92.2  | 93.1  | 92.5  | 93.1  |
| 3       | 84.4  | 91.7  | 75.2  | 83.5  | 83.6  | 85.9  | 80.8  | 83.7  | 89.0  | 94.7  | 94.1  | 94.7  |
| 4       | 84.2  | 91.5  | 76.3  | 82.1  | 76.6  | 87.8  | 83.7  | 73.4  | 94.9  | 95.3  | 94.6  | 95.2  |
| 15年 1期  | 81.7  | 88.3  | 73.1  | 80.7  | 60.8  | 91.6  | 79.8  | 48.2  | 95.4  | 95.6  | 94.9  | 95.6  |
| 2       | 80.7  | 89.0  | 70.7  | 79.1  | 67.5  | 86.1  | 74.8  | 58.3  | 95.3  | 95.0  | 94.5  | 95.1  |
| 3       | 83.9  | 95.0  | 70.4  | 81.8  | 68.8  | 83.7  | 77.3  | 63.2  | 89.9  | 95.5  | 95.3  | 95.5  |
| 4       | 81.6  | 93.6  | 68.2  | 81.4  | 70.8  | 81.8  | 83.7  | 66.0  | 91.5  | 99.3  | 99.0  | 99.3  |
| 16年 1期  | 83.0  | 94.0  | 68.8  | 78.9  | 59.0  | 82.6  | 76.6  | 48.1  | 92.5  | 99.8  | 99.4  | 99.9  |
| 2       | 81.5  | 93.0  | 67.1  | 80.7  | 73.7  | 87.3  | 75.0  | 71.2  | 92.5  | 101.7 | 101.4 | 101.8 |
| 3       | 83.4  | 96.9  | 66.9  | 80.8  | 64.5  | 85.9  | 73.4  | 57.3  | 93.3  | 101.6 | 101.2 | 101.8 |
| 4       | 81.7  | 98.0  | 63.5  | 79.0  | 65.4  | 83.9  | 75.7  | 58.9  | 91.5  | 100.5 | 100.2 | 100.6 |
| 17年 1期  | 83.1  | 97.5  | 64.5  | 78.6  | 68.4  | 90.1  | 71.4  | 63.6  | 96.1  | 102.5 | 102.0 | 102.7 |
| 16年 1月  | 83.6  | 94.8  | 69.3  | 79.7  | 64.0  | 87.8  | 85.3  | 51.9  | 92.9  | 101.9 | 101.6 | 102.0 |
| 2       | 81.5  | 92.5  | 67.4  | 77.4  | 56.0  | 81.6  | 73.5  | 43.7  | 92.8  | 98.3  | 98.0  | 98.4  |
| 3       | 83.8  | 94.8  | 69.7  | 79.7  | 57.0  | 78.4  | 71.0  | 48.7  | 91.9  | 99.1  | 98.7  | 99.2  |
| 4       | 82.8  | 94.2  | 68.9  | 80.0  | 71.3  | 91.4  | 75.0  | 65.6  | 92.5  | 101.9 | 101.7 | 102.0 |
| 5       | 81.8  | 94.0  | 65.8  | 81.2  | 81.0  | 85.4  | 74.7  | 84.7  | 92.5  | 101.4 | 101.1 | 101.6 |
| 6       | 79.8  | 90.8  | 66.5  | 80.8  | 68.9  | 85.1  | 75.3  | 63.3  | 92.4  | 101.8 | 101.4 | 101.9 |
| 7       | 83.7  | 96.5  | 67.8  | 80.6  | 66.8  | 86.6  | 73.5  | 60.5  | 96.8  | 102.2 | 101.6 | 102.3 |
| 8       | 82.8  | 96.4  | 66.8  | 81.5  | 62.2  | 83.6  | 76.6  | 53.6  | 90.9  | 101.4 | 101.2 | 101.6 |
| 9       | 83.6  | 97.9  | 66.2  | 80.2  | 64.4  | 87.4  | 70.1  | 57.9  | 92.2  | 101.3 | 100.9 | 101.5 |
| 10      | 80.9  | 95.6  | 64.0  | 78.8  | 68.7  | 85.6  | 74.7  | 63.2  | 90.4  | 100.2 | 99.7  | 100.2 |
| 11      | 82.4  | 98.3  | 63.6  | 79.0  | 65.9  | 84.6  | 76.7  | 59.7  | 91.7  | 100.9 | 100.7 | 101.0 |
| 12      | 81.7  | 100.2 | 62.9  | 79.1  | 61.7  | 81.4  | 75.6  | 53.8  | 92.3  | 100.4 | 100.3 | 100.5 |
| 17年 1月  | 83.8  | 99.9  | 63.9  | 78.8  | 67.0  | 91.1  | 72.6  | 59.7  | 95.5  | 104.0 | 103.7 | 104.2 |
| 2       | 83.3  | 97.2  | 65.0  | 78.0  | 71.7  | 89.5  | 70.0  | 69.1  | 97.2  | 102.1 | 101.4 | 102.2 |
| 3       | 82.1  | 95.4  | 64.6  | 78.9  | 66.5  | 89.7  | 71.7  | 62.1  | 95.5  | 101.5 | 100.9 | 101.6 |

5. 業種別及び特殊分類別指数 5. Indices by Industry and by Use of Goods  
(2) 生産指数(生産額ウェイト) (2) Indices of Industrial Production (Production Weights)

| 分類コード | 業種別                |   |                                     |                                  |                                 |                     |                          |   |  |  | 特殊分類別 |                  |
|-------|--------------------|---|-------------------------------------|----------------------------------|---------------------------------|---------------------|--------------------------|---|--|--|-------|------------------|
|       | 機械工業               | 機械工業(造船)  | 電気機械工業(旧分類)                         | 化学工業(含化学繊維)                      | 繊維工業(除化学繊維)                     | 電力・ガス事業             | 新聞・出版業                   | 情報関連消費財   | 情報関連消費財  | 情報関連生産財  | 鉱業    | 産業総合(鉱工業、新聞・出版業) |
| 時系列   | Machinery industry | Machinery industry (excl. Steel ships and rolling stocks) | Electrical machinery (1995 version) | Chemicals (incl. Chemical fiber) | Textiles (excl. Chemical fiber) | Electricity and gas | Newspaper and publishing | Information and technical electronics equipment for Capital goods | Information and technical electronics equipment for Consumer goods | Information and technical electronics equipment for Producer goods | 403   | 404              |
| ウェイト  | 4886.6             | 4794.4  | 2262.9                              | 890.2                            | 218.4                           | 843.7               | 167.3                    | 408.0   | 149.6  | 1142.6   | 403   | 404              |

| Original Index |       |       |       |       |       |       |       |       |       |       |       |       |
|----------------|-------|-------|-------|-------|-------|-------|-------|-------|-------|-------|-------|-------|
| 12年            | 100.0 | 100.0 | 100.0 | 100.0 | 100.0 | 100.0 | 100.0 | 100.0 | 100.0 | 100.0 | 100.0 | 100.0 |
| 13             | 90.6  | 90.3  | 85.9  | 98.1  | 100.0 | 100.1 | 98.3  | 100.0 | 98.7  | 100.0 | 94.2  | 94.2  |
| 14             | 90.8  | 90.3  | 86.2  | 97.9  | 80.6  | 100.6 | 96.4  | 79.7  | 80.1  | 89.2  | 89.2  | 89.2  |
| 15             | 97.2  | 97.3  | 96.2  | 98.9  | 73.8  | 101.7 | 95.1  | 73.5  | 92.0  | 107.0 | 107.0 | 107.0 |
| 16             | 107.0 | 106.4 | 105.1 | 100.9 | 69.4  | 105.1 | 94.5  | 74.3  | 81.2  | 121.8 | 121.8 | 121.8 |
| 12年度           | 100.3 | 100.3 | 100.6 | 100.1 | 97.3  | 100.4 | 99.4  | 103.1 | 104.5 | 100.3 | 100.3 | 100.3 |
| 13             | 87.3  | 87.0  | 81.3  | 96.7  | 87.7  | 99.1  | 97.9  | 92.9  | 87.2  | 75.2  | 75.2  | 75.2  |
| 14             | 92.9  | 92.5  | 89.2  | 99.3  | 79.0  | 102.3 | 95.9  | 78.2  | 82.3  | 94.6  | 94.6  | 94.6  |
| 15             | 100.3 | 100.4 | 99.9  | 99.5  | 72.7  | 102.0 | 95.4  | 72.5  | 91.1  | 113.2 | 113.2 | 113.2 |
| 16             | 107.7 | 106.6 | 103.9 | 101.2 | 68.2  | 106.1 | 94.3  | 73.8  | 80.1  | 120.0 | 120.0 | 120.0 |
| 16年 1月         | 97.8  | 97.7  | 97.6  | 99.5  | 67.8  | 113.4 | 87.7  | 72.8  | 79.6  | 114.9 | 114.9 | 114.9 |
| 2              | 104.9 | 104.8 | 101.3 | 99.2  | 70.1  | 104.5 | 95.2  | 78.0  | 78.8  | 116.7 | 116.7 | 116.7 |
| 3              | 124.9 | 125.0 | 121.1 | 104.3 | 74.3  | 107.6 | 106.8 | 102.0 | 108.7 | 129.9 | 129.9 | 129.9 |
| 4              | 103.2 | 102.9 | 103.6 | 99.3  | 72.7  | 93.6  | 96.9  | 67.2  | 77.7  | 121.5 | 121.5 | 121.5 |
| 5              | 98.4  | 97.8  | 101.9 | 93.8  | 67.3  | 95.0  | 87.3  | 62.8  | 71.3  | 122.8 | 122.8 | 122.8 |
| 6              | 113.1 | 112.9 | 112.0 | 100.4 | 69.2  | 102.4 | 94.8  | 76.0  | 88.0  | 130.0 | 130.0 | 130.0 |
| 7              | 110.2 | 109.6 | 107.5 | 103.8 | 69.7  | 121.1 | 93.6  | 69.8  | 82.5  | 125.7 | 125.7 | 125.7 |
| 8              | 98.0  | 97.4  | 100.9 | 97.2  | 65.2  | 114.6 | 89.2  | 61.5  | 71.1  | 123.5 | 123.5 | 123.5 |
| 9              | 117.1 | 116.8 | 113.2 | 100.3 | 69.5  | 105.9 | 97.5  | 92.1  | 90.5  | 127.2 | 127.2 | 127.2 |
| 10             | 103.6 | 103.2 | 99.8  | 103.7 | 69.9  | 97.7  | 97.4  | 64.9  | 62.2  | 117.7 | 117.7 | 117.7 |
| 11             | 108.0 | 107.3 | 103.4 | 104.1 | 69.7  | 96.9  | 91.4  | 67.6  | 81.9  | 118.7 | 118.7 | 118.7 |
| 12             | 104.2 | 101.7 | 99.0  | 104.9 | 67.7  | 108.2 | 96.2  | 76.5  | 82.0  | 112.4 | 112.4 | 112.4 |
| 17年 1月         | 100.9 | 98.4  | 93.1  | 101.5 | 63.1  | 116.2 | 86.4  | 75.4  | 69.0  | 107.7 | 107.7 | 107.7 |
| 2              | 107.7 | 105.1 | 96.2  | 98.8  | 65.2  | 108.7 | 95.2  | 70.6  | 86.1  | 108.6 | 108.6 | 108.6 |
| 3              | 128.1 | 126.2 | 115.9 | 107.0 | 69.1  | 112.7 | 105.6 | 101.7 | 98.9  | 124.4 | 124.4 | 124.4 |

| Seasonal Adjustment Index |      |      |      |      |       |      |      |      |      |      |      |      |
|---------------------------|------|------|------|------|-------|------|------|------|------|------|------|------|
| 12年 1期                    | 95.5 | 95.1 | 93.9 | 99.0 | 103.2 | 98.7 | 99.8 | 93.2 | 89.3 | 91.6 | 91.6 | 91.6 |
| 2                         | 99.5 | 99.7 | 98.2 | 99.0 | 101.1 | 99.2 | 99   |      |      |      |      |      |

5. 業種別及び特殊分類別指数 5. Indices by Industry and by Use of Goods  
(2) 生産指数(生産額ウェイト) (2) Indices of Industrial Production (Production Weights)

| 分類コード<br>時系列 | 鉱工業                         | 最終需要財                 | 投資財                 | 資本財              | 資本財<br>(除輸送機械)                                  | 非鉄金属工業                | 金属製品工業               | 一般機械工業               | 電気機械工業                  | 情報通信<br>機械工業   | 輸送機械工業                 | 精密機械工業                   |
|--------------|-----------------------------|-----------------------|---------------------|------------------|---|-----------------------|----------------------|----------------------|-------------------------|--|------------------------|--------------------------|
|              | Mining and<br>manufacturing | Final demand<br>goods | Investment<br>goods | Capital<br>goods | Capital goods<br>(excl. Transport<br>equipment) | Non-ferrous<br>metals | Fabricated<br>metals | General<br>machinery | Electrical<br>machinery | Information and<br>communication<br>electronics<br>equipment | Transport<br>equipment | Precision<br>instruments |
|              | 200                         | 201                   | 202                 | 203              | 204   | 205                   | 206                  | 207                  | 208                     | 209  | 210                    | 211                      |

| 原指数    |       |       |       |       |       |       |       |       |       |       |       |       |
|--------|-------|-------|-------|-------|-------|-------|-------|-------|-------|-------|-------|-------|
| 12年    | 100.0 | 100.0 | 100.0 | 100.0 | 100.0 | 100.0 | 100.0 | 100.0 | 100.0 | 100.0 | 100.0 | 100.0 |
| 13     | 93.4  | 95.5  | 93.4  | 93.3  | 91.8  | 124.4 | 75.9  | 88.2  | 89.1  | 98.4  | 99.3  | 91.8  |
| 14     | 92.7  | 91.1  | 85.6  | 84.6  | 79.0  | 113.3 | 54.4  | 78.0  | 78.5  | 78.3  | 105.8 | 86.1  |
| 15     | 95.8  | 91.4  | 85.8  | 86.0  | 81.3  | 104.9 | 52.7  | 85.1  | 81.6  | 71.4  | 103.8 | 92.9  |
| 16     | 100.9 | 95.9  | 94.4  | 99.0  | 93.9  | 83.8  | 49.2  | 104.0 | 93.9  | 73.6  | 118.0 | 112.5 |
| 12年度   | 100.0 | 100.2 | 100.5 | 101.0 | 101.8 | 105.9 | 91.8  | 101.7 | 99.9  | 103.1 | 98.4  | 98.2  |
| 13     | 91.1  | 93.0  | 89.3  | 88.5  | 85.6  | 126.9 | 72.5  | 81.4  | 84.3  | 92.0  | 99.0  | 89.5  |
| 14     | 94.0  | 91.2  | 85.4  | 84.7  | 79.3  | 115.3 | 51.9  | 79.6  | 78.1  | 76.5  | 105.1 | 87.1  |
| 15     | 97.4  | 92.6  | 87.7  | 88.9  | 84.2  | 92.7  | 51.1  | 89.9  | 85.3  | 70.8  | 106.8 | 97.6  |
| 16     | 101.2 | 96.8  | 96.0  | 101.6 | 94.9  | 83.6  | 50.1  | 106.1 | 92.2  | 73.2  | 126.8 | 112.9 |
| 16年 1月 | 93.6  | 85.5  | 84.3  | 86.7  | 81.9  | 86.3  | 50.4  | 85.7  | 82.3  | 73.3  | 105.0 | 93.7  |
| 2      | 97.9  | 93.0  | 92.9  | 97.1  | 93.2  | 83.6  | 51.0  | 100.9 | 94.8  | 76.5  | 111.6 | 110.4 |
| 3      | 112.4 | 112.3 | 117.6 | 127.2 | 128.7 | 98.4  | 47.7  | 137.4 | 162.8 | 101.6 | 121.8 | 132.6 |
| 4      | 99.1  | 92.6  | 86.2  | 89.4  | 83.6  | 89.3  | 40.1  | 91.8  | 78.5  | 65.6  | 111.1 | 111.9 |
| 5      | 94.2  | 85.8  | 83.1  | 86.2  | 81.1  | 69.1  | 47.8  | 90.9  | 78.3  | 62.0  | 105.4 | 104.4 |
| 6      | 103.9 | 98.8  | 96.1  | 102.0 | 97.2  | 81.0  | 48.7  | 109.0 | 93.3  | 76.3  | 120.0 | 113.8 |
| 7      | 103.9 | 98.7  | 94.8  | 99.6  | 92.8  | 80.4  | 45.8  | 105.2 | 89.5  | 69.1  | 124.9 | 115.9 |
| 8      | 94.6  | 87.1  | 87.1  | 91.3  | 87.2  | 73.2  | 43.0  | 100.6 | 86.5  | 60.8  | 106.9 | 106.3 |
| 9      | 106.2 | 104.3 | 107.2 | 115.1 | 111.6 | 87.3  | 51.1  | 122.2 | 114.1 | 92.5  | 128.0 | 130.2 |
| 10     | 100.5 | 95.1  | 89.7  | 90.9  | 83.5  | 80.1  | 52.6  | 94.3  | 75.4  | 62.9  | 118.9 | 108.1 |
| 11     | 102.9 | 98.9  | 94.8  | 97.3  | 89.6  | 90.3  | 58.3  | 101.9 | 82.1  | 65.7  | 126.3 | 112.0 |
| 12     | 101.1 | 98.2  | 99.4  | 104.8 | 96.6  | 86.8  | 54.1  | 107.7 | 88.6  | 77.4  | 135.7 | 110.5 |
| 17年 1月 | 95.3  | 89.7  | 92.6  | 99.6  | 89.1  | 82.6  | 50.6  | 97.1  | 79.3  | 76.3  | 138.7 | 109.2 |
| 2      | 98.8  | 96.7  | 97.5  | 105.1 | 93.0  | 85.0  | 53.5  | 105.1 | 89.5  | 68.8  | 150.6 | 108.0 |
| 3      | 113.8 | 115.2 | 124.0 | 137.6 | 132.9 | 97.6  | 55.6  | 147.7 | 151.8 | 101.4 | 155.3 | 124.5 |

| 季節調整済指数 |       |       |       |       |       |       |       |       |       |       |       |       |
|---------|-------|-------|-------|-------|-------|-------|-------|-------|-------|-------|-------|-------|
| 12年 1期  | 97.2  | 97.6  | 96.8  | 95.9  | 94.3  | 90.0  | 109.9 | 94.0  | 97.7  | 93.6  | 102.4 | 100.1 |
| 2       | 99.9  | 99.4  | 98.5  | 98.1  | 97.7  | 100.7 | 100.6 | 99.1  | 98.6  | 94.5  | 99.2  | 99.7  |
| 3       | 100.4 | 100.1 | 100.5 | 100.2 | 101.8 | 102.4 | 97.4  | 101.5 | 99.0  | 103.6 | 95.2  | 97.7  |
| 4       | 101.7 | 102.0 | 103.3 | 105.3 | 105.7 | 106.4 | 91.6  | 104.9 | 104.0 | 107.8 | 102.4 | 100.3 |
| 13年 1期  | 98.4  | 99.6  | 100.0 | 101.1 | 102.2 | 113.2 | 78.4  | 101.6 | 98.8  | 106.1 | 98.1  | 96.0  |
| 2       | 95.5  | 97.8  | 96.3  | 97.2  | 96.1  | 123.9 | 84.2  | 90.5  | 93.0  | 109.0 | 100.7 | 95.9  |
| 3       | 91.1  | 93.6  | 90.1  | 89.3  | 86.5  | 129.5 | 72.7  | 82.8  | 83.5  | 91.4  | 100.8 | 91.5  |
| 4       | 88.7  | 90.9  | 86.8  | 85.5  | 81.7  | 130.4 | 69.3  | 76.8  | 79.9  | 86.9  | 97.9  | 83.0  |
| 14年 1期  | 89.6  | 90.3  | 85.2  | 83.6  | 80.0  | 124.1 | 65.3  | 75.9  | 81.4  | 84.6  | 97.9  | 87.7  |
| 2       | 92.5  | 90.6  | 84.6  | 83.6  | 77.3  | 99.2  | 56.2  | 76.4  | 76.2  | 79.4  | 106.6 | 80.4  |
| 3       | 94.1  | 91.7  | 86.9  | 86.5  | 79.6  | 111.3 | 54.7  | 79.8  | 77.8  | 76.7  | 113.0 | 85.4  |
| 4       | 94.6  | 91.9  | 85.5  | 84.9  | 78.6  | 116.7 | 42.4  | 79.5  | 76.9  | 72.8  | 105.7 | 91.8  |
| 15年 1期  | 94.8  | 90.9  | 84.7  | 84.1  | 81.1  | 130.1 | 54.8  | 81.6  | 79.7  | 76.7  | 97.8  | 90.0  |
| 2       | 94.4  | 90.1  | 83.5  | 82.5  | 77.3  | 99.3  | 51.1  | 81.5  | 79.7  | 67.0  | 101.1 | 91.4  |
| 3       | 95.2  | 90.8  | 86.0  | 86.1  | 81.3  | 103.6 | 50.1  | 85.8  | 79.5  | 69.3  | 104.1 | 91.2  |
| 4       | 99.1  | 94.3  | 89.6  | 91.9  | 85.8  | 86.8  | 55.1  | 92.0  | 88.1  | 71.4  | 112.9 | 100.9 |
| 16年 1期  | 99.5  | 93.9  | 90.6  | 93.5  | 89.6  | 81.1  | 48.1  | 97.7  | 91.1  | 73.8  | 109.8 | 105.2 |
| 2       | 101.6 | 96.2  | 95.0  | 99.9  | 94.2  | 90.9  | 49.3  | 103.4 | 98.6  | 74.3  | 120.9 | 115.5 |
| 3       | 101.4 | 96.4  | 95.7  | 100.3 | 96.3  | 82.5  | 46.4  | 106.6 | 96.2  | 74.3  | 115.1 | 112.9 |
| 4       | 100.3 | 96.3  | 96.2  | 102.4 | 95.5  | 81.5  | 52.7  | 108.4 | 92.2  | 71.3  | 126.0 | 116.3 |
| 17年 1期  | 102.1 | 98.7  | 98.0  | 104.7 | 94.2  | 81.2  | 52.0  | 107.0 | 87.2  | 73.4  | 146.5 | 109.3 |
| 16年 1月  | 101.7 | 95.7  | 92.3  | 95.3  | 90.4  | 85.0  | 51.5  | 97.1  | 92.4  | 79.1  | 112.9 | 104.3 |
| 2       | 98.1  | 93.0  | 91.0  | 94.6  | 89.5  | 74.6  | 48.3  | 98.9  | 89.7  | 72.0  | 111.4 | 106.0 |
| 3       | 98.7  | 92.9  | 88.6  | 90.7  | 88.8  | 83.6  | 44.5  | 97.1  | 91.1  | 70.4  | 105.2 | 105.2 |
| 4       | 101.9 | 97.2  | 93.7  | 99.0  | 92.3  | 100.4 | 44.7  | 99.4  | 95.6  | 75.2  | 127.0 | 121.7 |
| 5       | 101.3 | 95.2  | 95.3  | 99.8  | 93.6  | 87.2  | 54.9  | 103.5 | 97.9  | 73.3  | 120.9 | 113.8 |
| 6       | 101.5 | 96.1  | 96.0  | 100.8 | 96.8  | 85.2  | 48.2  | 107.3 | 102.2 | 74.4  | 114.7 | 111.1 |
| 7       | 101.8 | 97.1  | 96.3  | 101.4 | 97.6  | 81.4  | 47.1  | 107.6 | 101.8 | 75.8  | 114.8 | 111.0 |
| 8       | 101.3 | 95.8  | 96.4  | 101.4 | 97.3  | 81.8  | 46.0  | 108.5 | 102.0 | 71.9  | 117.0 | 114.1 |
| 9       | 101.1 | 96.4  | 94.5  | 98.2  | 93.9  | 84.4  | 46.0  | 103.6 | 84.8  | 75.1  | 113.5 | 113.6 |
| 10      | 99.8  | 95.3  | 92.8  | 98.1  | 93.3  | 79.9  | 48.7  | 104.3 | 92.7  | 70.4  | 115.7 | 116.5 |
| 11      | 100.9 | 96.8  | 95.8  | 101.3 | 95.7  | 80.4  | 54.9  | 108.1 | 94.1  | 70.4  | 121.5 | 117.0 |
| 12      | 100.3 | 96.7  | 100.0 | 107.7 | 97.6  | 84.2  | 54.4  | 112.8 | 89.9  | 73.2  | 140.9 | 115.3 |
| 17年 1月  | 103.8 | 100.9 | 101.5 | 110.0 | 98.3  | 81.3  | 52.2  | 109.4 | 88.1  | 83.7  | 152.0 | 121.2 |
| 2       | 101.6 | 99.1  | 98.3  | 105.4 | 92.1  | 77.2  | 52.4  | 106.6 | 88.1  | 66.3  | 153.7 | 107.0 |
| 3       | 100.9 | 96.2  | 94.1  | 98.6  | 92.3  | 85.1  | 51.5  | 105.1 | 85.4  | 70.2  | 133.9 | 99.6  |

5. 業種別及び特殊分類別指数 5. Indices by Industry and by Use of Goods  
(2) 生産指数(生産額ウェイト) (2) Indices of Industrial Production (Production Weights)

| 分類コード<br>時系列 | 窯業・土石<br>製品工業                              | その他工業                  | 家具工業      | その他<br>製品工業       | 建設財                   | 鉄鋼業               | 金属製品<br>工業           | 一般機械<br>工業           | 電気機械<br>工業              | 窯業・土石<br>製品工業                           | 化学工業      | 石油・石炭<br>製品工業                  | Industries<br>Code<br>Time series<br>Weight |
|--------------|--|------------------------|-----------|-------------------|-----------------------|-------------------|----------------------|----------------------|-------------------------|---|-----------|--------------------------------|---|
|              | Ceramics,<br>stone and<br>clay<br>products | Other<br>manufacturing | Furniture | Other<br>products | Construction<br>goods | Iron and<br>steel | Fabricated<br>metals | General<br>machinery | Electrical<br>machinery | Ceramics,<br>stone and<br>clay products | Chemicals | Petroleum and<br>coal products |   |
|              | 212  | 213                    | 214       | 215               | 216                   | 217               | 218                  | 219                  | 220                     | 221                                     | 222       | 223                            |   |

|        |       |       |       |       |       |       |       |       |       |       |       |       |           |
|--------|-------|-------|-------|-------|-------|-------|-------|-------|-------|-------|-------|-------|-----------|
| 12年    | 100.0 | 100.0 | 100.0 | 100.0 | 100.0 | 100.0 | 100.0 | 100.0 | 100.0 | 100.0 | 100.0 | 100.0 | C.Y. 2000 |
| 13     | 95.1  | 90.3  | 90.1  | 93.7  | 93.4  | 94.6  | 94.5  | 90.2  | 92.8  | 93.5  | 95.7  | 99.4  | 2001      |
| 14     | 85.2  | 82.2  | 81.3  | 94.4  | 87.8  | 92.4  | 87.0  | 89.5  | 88.2  | 87.5  | 93.5  | 94.6  | 2002      |
| 15     | 77.8  | 85.3  | 84.7  | 93.7  | 85.4  | 90.9  | 82.4  | 103.1 | 88.6  | 83.9  | 93.0  | 97.7  | 2003      |
| 16     | 81.0  | 92.5  | 92.5  | 92.6  | 83.9  | 94.9  | 79.0  | 108.3 | 89.9  | 80.5  | 95.3  | 103.4 | 2004      |
| 12年度   | 98.3  | 99.7  | 99.8  | 98.3  | 99.3  | 99.9  | 99.8  | 100.8 | 100.6 | 98.6  | 99.5  | 100.1 | F.Y. 2000 |
| 13     | 93.3  | 85.3  | 84.8  | 91.3  | 91.3  | 94.2  | 91.7  | 88.8  | 90.0  | 92.0  | 94.2  | 98.6  | 2001      |
| 14     | 82.3  | 83.2  | 82.2  | 96.3  | 87.0  | 91.2  | 85.4  | 92.5  | 88.4  | 86.6  | 93.9  | 95.4  | 2002      |
| 15     | 79.3  | 87.9  | 87.6  | 92.1  | 85.0  | 91.9  | 81.1  | 105.2 | 89.1  | 83.1  | 94.1  | 100.7 | 2003      |
| 16     | 80.4  | 92.8  | 92.6  | 95.0  | 83.2  | 93.8  | 78.0  | 109.9 | 88.9  | 79.7  | 95.1  | 103.1 | 2004      |
| 16年 1月 | 78.7  | 83.7  | 84.1  | 79.1  | 78.7  | 86.7  | 73.4  | 117.3 | 88.5  | 75.5  | 85.7  | 90.7  | Jan. 2004 |
| 2      | 85.2  | 105.4 | 107.6 | 77.1  | 83.1  | 89.8  | 75.7  | 115.1 | 91.6  | 83.8  | 93.6  | 119.9 | Feb.      |
| 3      | 90.0  | 134.2 | 137.2 | 93.7  | 95.2  | 100.1 | 104.7 | 112.6 | 90.0  | 86.5  | 111.0 | 150.2 | Mar.      |
| 4      | 85.7  | 101.1 | 101.1 | 101.2 | 79.0  | 97.7  | 71.5  | 80.6  | 86.2  | 75.5  | 92.6  | 90.5  | Apr.      |
| 5      | 72.0  | 75.9  | 74.9  | 89.0  | 75.8  | 101.1 | 67.0  | 89.3  | 78.6  | 73.6  | 85.1  | 72.8  | May.      |
| 6      | 80.5  | 84.7  | 83.3  | 103.4 | 82.5  | 96.0  | 77.1  | 97.2  | 84.9  | 80.4  | 97.3  | 78.9  | Jun.      |
| 7      | 84.0  | 85.5  | 84.2  | 103.8 | 83.8  | 95.1  | 77.4  | 99.5  | 90.1  | 81.0  | 95.0  | 110.3 | Jul.      |
| 8      | 70.6  | 78.4  | 78.4  | 79.7  | 77.2  | 93.6  | 70.3  | 105.2 | 85.8  | 72.6  | 88.4  | 97.7  | Aug.      |
| 9      | 80.1  | 83.4  | 82.2  | 98.6  | 88.9  | 95.1  | 87.6  | 136.9 | 91.5  | 80.9  | 100.8 | 95.1  | Sep.      |
| 10     | 78.9  | 86.0  | 85.3  | 96.3  | 86.8  | 96.6  | 80.0  | 104.8 | 94.9  | 85.1  | 95.5  | 104.7 | Oct.      |
| 11     | 83.7  | 93.1  | 92.7  | 98.1  | 89.0  | 97.4  | 82.8  | 110.5 | 98.8  | 86.6  | 101.9 | 100.9 | Nov.      |
| 12     | 82.8  | 98.1  | 98.6  | 91.2  | 87.0  | 89.4  | 80.8  | 130.0 | 97.3  | 85.0  | 96.6  | 128.9 | Dec.      |
| 17年 1月 | 76.4  | 91.8  | 92.0  | 88.9  | 76.4  | 85.9  | 68.9  | 126.8 | 85.4  | 72.7  | 86.8  | 99.4  | Jan. 2005 |
| 2      | 82.8  | 107.9 | 109.4 | 87.9  | 79.8  | 84.5  | 72.8  | 109.7 | 87.8  | 79.4  | 91.6  | 110.8 | Feb.      |
| 3      | 87.7  | 127.5 | 129.4 | 102.0 | 92.2  | 93.3  | 99.7  | 128.4 | 85.4  | 83.9  | 109.2 | 146.9 | Mar.      |

| 季節調整済指数 |       |      |      |       |      |      |      |      |      |       |  |  |
|---------|-------|------|------|-------|------|------|------|------|------|-------|--|--|
| 12年 1期  | 102.4 | 96.3 | 96.1 | 100.6 | 98.8 | 96.6 | 98.2 | 91.8 | 96.0 | 100.5 |  |  |

5. 業種別及び特殊分類別指数 5. Indices by Industry and by Use of Goods  
(2) 生産指数(生産額ウェイト) (2) Indices of Industrial Production (Production Weights)

| 分類コード | 業種別及び特殊分類別       |          |                     |           |                        |        |                |                        |                   |                      |   |                     |
|-------|------------------|----------|---------------------|-----------|------------------------|--------|----------------|------------------------|-------------------|----------------------|---|---------------------|
|       | プラスチック製品工業       | 繊維工業     | その他工業               | 家具工業      | 木材・木製品工業               | 鉱業     | 消費財            | 耐久消費財                  | 金属製品工業            | 電気機械工業               | 情報通信機械工業  | 輸送機械工業              |
| 時系列   | Plastic products | Textiles | Other manufacturing | Furniture | Wood and wood products | Mining | Consumer goods | Durable consumer goods | Fabricated metals | Electrical machinery | Information and communication electronics equipment | Transport equipment |
| ウェイト  | 224              | 225      | 226                 | 227       | 228                    | 229    | 230            | 231                    | 232               | 233                  | 234   | 235                 |

| 原指数    |       |       |       |       |       |       |       |       |       |       |       |       |
|--------|-------|-------|-------|-------|-------|-------|-------|-------|-------|-------|-------|-------|
| 12年    | 100.0 | 100.0 | 100.0 | 100.0 | 100.0 | 100.0 | 100.0 | 100.0 | 100.0 | 100.0 | 100.0 | 100.0 |
| 13     | 93.5  | 90.9  | 90.9  | 97.8  | 89.8  | 97.4  | 97.4  | 95.8  | 103.3 | 96.2  | 92.4  | 98.1  |
| 14     | 92.3  | 89.8  | 84.4  | 98.4  | 82.1  | 95.4  | 96.2  | 95.6  | 87.7  | 84.4  | 89.1  | 103.2 |
| 15     | 92.3  | 88.7  | 83.2  | 98.5  | 80.8  | 91.5  | 96.6  | 97.8  | 86.2  | 77.6  | 107.3 | 102.3 |
| 16     | 94.6  | 86.9  | 82.5  | 99.4  | 79.7  | 90.2  | 97.2  | 99.9  | 84.0  | 77.6  | 106.6 | 106.4 |
| 12年度   | 99.2  | 99.0  | 98.4  | 99.4  | 98.3  | 99.3  | 99.8  | 99.7  | 100.5 | 100.2 | 101.7 | 99.3  |
| 13     | 91.9  | 89.5  | 88.1  | 95.9  | 86.8  | 97.1  | 96.3  | 94.3  | 102.2 | 90.8  | 88.5  | 98.6  |
| 14     | 93.1  | 90.0  | 83.9  | 98.3  | 81.6  | 94.2  | 96.5  | 96.4  | 84.9  | 82.6  | 92.7  | 103.8 |
| 15     | 92.9  | 88.6  | 83.3  | 99.6  | 80.7  | 91.4  | 97.1  | 98.9  | 87.1  | 77.0  | 109.6 | 103.4 |
| 16     | 94.1  | 86.7  | 82.2  | 100.2 | 79.3  | 90.0  | 97.4  | 100.5 | 84.0  | 75.8  | 106.6 | 107.7 |
| 16年 1月 | 90.7  | 83.6  | 75.5  | 90.1  | 73.1  | 80.9  | 86.7  | 91.2  | 65.5  | 66.2  | 88.8  | 101.4 |
| 2      | 93.7  | 90.5  | 78.8  | 93.4  | 76.5  | 90.5  | 93.1  | 99.5  | 69.9  | 73.7  | 95.6  | 111.7 |
| 3      | 99.3  | 93.9  | 85.1  | 104.4 | 81.9  | 98.2  | 107.4 | 116.1 | 76.4  | 86.9  | 128.2 | 124.8 |
| 4      | 90.2  | 89.2  | 81.4  | 87.0  | 80.5  | 88.0  | 98.5  | 98.1  | 70.9  | 90.1  | 105.2 | 103.1 |
| 5      | 81.2  | 82.7  | 78.4  | 83.8  | 77.5  | 81.9  | 88.3  | 88.6  | 62.3  | 83.9  | 100.6 | 90.3  |
| 6      | 89.3  | 82.9  | 83.3  | 90.3  | 82.1  | 86.8  | 101.3 | 106.6 | 81.2  | 98.6  | 114.8 | 112.7 |
| 7      | 91.7  | 90.5  | 86.0  | 108.3 | 82.4  | 92.5  | 102.2 | 104.1 | 71.8  | 101.6 | 106.2 | 111.2 |
| 8      | 83.8  | 83.7  | 79.8  | 98.2  | 76.8  | 81.0  | 87.0  | 82.0  | 78.7  | 91.8  | 84.1  | 84.1  |
| 9      | 104.7 | 88.7  | 87.0  | 115.7 | 82.4  | 87.6  | 101.6 | 108.8 | 103.2 | 85.6  | 118.1 | 117.0 |
| 10     | 104.2 | 86.5  | 84.6  | 104.7 | 81.4  | 94.3  | 100.0 | 102.6 | 111.6 | 62.6  | 107.8 | 109.3 |
| 11     | 106.8 | 87.5  | 85.8  | 109.9 | 81.9  | 98.8  | 102.6 | 108.1 | 117.3 | 68.3  | 122.5 | 113.0 |
| 12     | 99.6  | 82.8  | 83.8  | 106.6 | 80.1  | 101.5 | 97.1  | 92.9  | 99.6  | 64.4  | 99.3  | 98.5  |
| 17年 1月 | 89.4  | 83.2  | 75.1  | 90.8  | 72.6  | 81.6  | 87.1  | 91.9  | 72.1  | 57.1  | 84.9  | 105.5 |
| 2      | 91.9  | 90.4  | 77.4  | 97.8  | 74.1  | 88.0  | 96.0  | 105.7 | 72.5  | 72.7  | 105.4 | 118.2 |
| 3      | 96.1  | 92.8  | 84.1  | 109.5 | 80.1  | 98.2  | 107.1 | 117.0 | 67.3  | 76.5  | 122.1 | 129.7 |

| 季節調整済指数 |       |       |       |       |       |       |       |       |       |       |       |       |
|---------|-------|-------|-------|-------|-------|-------|-------|-------|-------|-------|-------|-------|
| 12年 1期  | 98.3  | 98.4  | 100.3 | 99.8  | 100.4 | 99.0  | 98.0  | 97.3  | 97.8  | 99.9  | 92.1  | 97.6  |
| 2       | 99.6  | 101.1 | 100.8 | 101.4 | 100.7 | 99.4  | 100.2 | 100.6 | 97.2  | 99.5  | 96.1  | 101.8 |
| 3       | 100.7 | 100.6 | 99.8  | 98.6  | 100.0 | 100.7 | 100.3 | 100.2 | 99.1  | 101.5 | 104.1 | 99.1  |
| 4       | 100.0 | 99.3  | 98.1  | 100.0 | 97.8  | 100.0 | 100.7 | 101.5 | 103.7 | 99.5  | 106.3 | 100.9 |
| 13年 1期  | 96.8  | 95.4  | 95.4  | 98.9  | 94.9  | 97.3  | 98.7  | 97.4  | 101.3 | 101.7 | 100.6 | 96.7  |
| 2       | 95.8  | 89.9  | 93.1  | 101.8 | 91.8  | 99.3  | 99.1  | 98.0  | 104.6 | 99.0  | 97.7  | 98.3  |
| 3       | 92.6  | 91.3  | 88.6  | 95.3  | 87.4  | 97.7  | 97.5  | 96.7  | 105.3 | 96.0  | 88.8  | 100.9 |
| 4       | 89.4  | 87.0  | 86.9  | 95.3  | 85.4  | 95.5  | 94.4  | 91.2  | 101.3 | 85.7  | 83.2  | 96.8  |
| 14年 1期  | 90.7  | 90.1  | 84.1  | 92.9  | 82.7  | 96.7  | 95.0  | 92.8  | 97.5  | 81.9  | 84.8  | 99.6  |
| 2       | 91.5  | 90.8  | 83.6  | 97.8  | 81.5  | 95.6  | 95.7  | 94.1  | 86.2  | 87.3  | 83.4  | 102.3 |
| 3       | 92.3  | 87.4  | 85.3  | 101.0 | 82.6  | 95.4  | 96.6  | 96.3  | 82.4  | 84.8  | 89.2  | 104.2 |
| 4       | 94.2  | 91.0  | 84.4  | 101.4 | 81.6  | 94.2  | 97.3  | 99.6  | 86.5  | 83.3  | 98.5  | 107.3 |
| 15年 1期  | 93.7  | 90.6  | 82.4  | 93.9  | 80.5  | 92.1  | 96.7  | 96.4  | 82.8  | 76.6  | 100.4 | 102.8 |
| 2       | 91.3  | 88.6  | 81.8  | 96.1  | 79.5  | 90.9  | 95.9  | 96.4  | 80.8  | 80.8  | 104.2 | 100.3 |
| 3       | 92.6  | 88.6  | 85.1  | 105.0 | 82.1  | 92.3  | 95.8  | 97.7  | 85.2  | 74.6  | 106.9 | 101.8 |
| 4       | 91.9  | 87.3  | 83.9  | 99.6  | 81.4  | 91.1  | 98.2  | 101.0 | 92.8  | 77.7  | 117.2 | 104.8 |
| 16年 1期  | 94.4  | 88.6  | 81.7  | 98.0  | 79.1  | 90.6  | 96.6  | 98.8  | 84.6  | 74.8  | 107.9 | 104.7 |
| 2       | 94.2  | 86.9  | 82.9  | 96.5  | 80.5  | 89.6  | 97.3  | 101.2 | 84.9  | 76.9  | 106.5 | 108.3 |
| 3       | 93.3  | 87.0  | 83.6  | 103.9 | 80.5  | 89.3  | 97.6  | 100.4 | 82.7  | 84.3  | 105.1 | 106.4 |
| 4       | 96.2  | 84.5  | 81.4  | 98.3  | 78.5  | 90.4  | 96.3  | 98.2  | 84.0  | 74.5  | 105.6 | 105.1 |
| 17年 1期  | 93.4  | 89.2  | 81.8  | 102.7 | 78.5  | 91.2  | 98.9  | 102.7 | 86.3  | 68.8  | 109.6 | 111.0 |
| 16年 1月  | 97.5  | 91.2  | 82.7  | 103.5 | 79.6  | 93.6  | 98.6  | 100.8 | 84.5  | 81.6  | 110.6 | 105.8 |
| 2       | 92.1  | 88.0  | 80.0  | 95.0  | 77.9  | 89.6  | 94.3  | 96.0  | 86.4  | 70.2  | 103.8 | 103.1 |
| 3       | 93.5  | 86.6  | 82.3  | 95.4  | 79.7  | 88.7  | 96.9  | 99.5  | 82.8  | 72.6  | 109.3 | 105.1 |
| 4       | 98.3  | 87.6  | 83.5  | 99.9  | 80.6  | 90.6  | 99.6  | 104.1 | 84.8  | 77.8  | 108.9 | 110.8 |
| 5       | 92.4  | 87.4  | 83.3  | 98.6  | 80.8  | 89.4  | 95.7  | 99.3  | 82.8  | 76.3  | 107.1 | 105.8 |
| 6       | 91.9  | 85.8  | 81.8  | 91.1  | 80.2  | 88.7  | 96.5  | 100.2 | 87.2  | 76.7  | 103.4 | 108.2 |
| 7       | 92.1  | 87.7  | 83.2  | 101.2 | 80.2  | 92.3  | 98.0  | 100.1 | 75.7  | 81.4  | 104.7 | 106.6 |
| 8       | 93.5  | 86.0  | 84.0  | 103.4 | 81.2  | 87.5  | 96.7  | 99.3  | 85.5  | 92.2  | 103.4 | 104.1 |
| 9       | 94.2  | 87.4  | 83.5  | 107.0 | 80.0  | 88.2  | 98.0  | 101.7 | 87.0  | 79.4  | 107.3 | 108.5 |
| 10      | 95.2  | 81.4  | 80.9  | 97.8  | 78.1  | 88.7  | 96.9  | 99.3  | 86.1  | 75.8  | 103.7 | 106.3 |
| 11      | 96.9  | 85.8  | 81.3  | 97.9  | 78.4  | 90.4  | 97.4  | 100.1 | 84.8  | 76.5  | 112.0 | 106.5 |
| 12      | 96.6  | 86.2  | 81.9  | 99.3  | 78.9  | 92.0  | 94.7  | 95.1  | 81.0  | 71.2  | 101.2 | 102.4 |
| 17年 1月  | 94.9  | 91.1  | 82.1  | 105.5 | 78.7  | 94.7  | 99.6  | 102.9 | 92.3  | 72.0  | 107.0 | 111.5 |
| 2       | 93.3  | 90.4  | 80.8  | 101.0 | 77.7  | 89.7  | 99.4  | 103.7 | 90.7  | 70.6  | 116.3 | 111.0 |
| 3       | 92.0  | 86.0  | 82.4  | 101.5 | 79.0  | 89.2  | 97.8  | 101.4 | 76.0  | 63.9  | 105.6 | 110.6 |

5. 業種別及び特殊分類別指数 5. Indices by Industry and by Use of Goods  
(2) 生産指数(生産額ウェイト) (2) Indices of Industrial Production (Production Weights)

| 分類コード | 業種別及び特殊分類別            |          |                     |           |                |                            |                      |                              |                                   |           |                             | Industries Code  |
|-------|-----------------------|----------|---------------------|-----------|----------------|----------------------------|----------------------|------------------------------|-----------------------------------|-----------|-----------------------------|------------------|
|       | 精密機械工業                | 繊維工業     | その他工業               | 家具工業      | その他製品工業        | 非耐久消費財                     | 電気機械工業               | 電子部品・デバイス工業                  | 窯業・土石製品工業                         | 化学工業      | 石油・石炭製品工業                   |                  |
| 時系列   | Precision instruments | Textiles | Other manufacturing | Furniture | Other products | Non-durable consumer goods | Electrical machinery | Electronic parts and devices | Ceramics, stone and clay products | Chemicals | Petroleum and coal products | Plastic products |
| ウェイト  | 236                   | 237      | 238                 | 239       | 240            | 241                        | 242                  | 243                          | 244                               | 245       | 246                         | 247              |

| Original Index |       |       |       |       |       |       |       |       |       |       |       |           |
|----------------|-------|-------|-------|-------|-------|-------|-------|-------|-------|-------|-------|-----------|
| 100.0          | 100.0 | 100.0 | 100.0 | 100.0 | 100.0 | 100.0 | 100.0 | 100.0 | 100.0 | 100.0 | 100.0 | 100.0     |
| 80.3           | 89.2  | 86.8  | 90.5  | 82.8  | 98.8  | 91.8  | 60.8  | 86.9  | 103.6 | 102.1 | 96.3  | 2001      |
| 57.5           | 76.2  | 76.5  | 76.9  | 76.1  | 96.7  | 94.2  | 56.2  | 76.4  | 103.7 | 101.6 | 81.6  | 2002      |
| 50.0           | 70.2  | 68.6  | 70.5  | 66.7  | 95.5  | 99.3  | 60.3  | 70.2  | 104.0 | 102.9 | 76.7  | 2003      |
| 50.5           | 65.4  | 66.1  | 66.6  | 65.4  | 94.7  | 99.9  | 53.2  | 67.3  | 106.5 | 102.2 | 74.6  | 2004      |
| 94.8           | 96.7  | 96.7  | 99.3  | 94.1  | 100.0 | 98.1  | 93.9  | 96.7  | 101.9 | 100.6 | 99.3  | F.Y. 2000 |
| 73.2           | 85.4  | 82.3  | 85.1  | 79.4  | 98.1  | 88.4  | 54.3  | 83.6  | 103.3 | 102.3 | 92.8  | 2001      |
| 55.9           | 74.0  | 74.2  | 75.8  | 72.6  | 96.7  | 98.2  | 57.2  | 75.0  | 104.6 | 102.2 | 80.6  | 2002      |
| 49.7           | 69.5  | 67.8  | 69.7  | 65.7  | 95.5  | 100.1 | 59.4  | 69.6  | 105.0 | 102.9 | 76.1  | 2003      |
| 50.5           | 64.2  | 66.6  | 65.3  | 68.0  | 94.7  | 99.8  | 52.7  | 65.6  | 107.1 | 101.9 | 73.7  | 2004      |
| 47.0           | 68.1  | 56.1  | 65.1  | 46.9  | 82.6  | 86.7  | 49.8  | 64.4  | 94.3  | 107.1 | 71.4  | Jan. 2004 |
| 47.4           | 63.8  | 56.2  | 68.2  | 43.8  | 87.4  | 91.1  | 51.4  | 67.6  | 101.7 | 100.0 | 71.0  | Feb.      |
| 51.9           | 65.4  | 65.1  | 79.4  | 50.3  | 99.6  | 92.9  | 49.1  | 73.7  | 112.4 | 107.3 | 79.1  | Mar.      |
| 50.4           | 59.2  | 63.1  | 71.6  | 54.3  | 98.9  | 104.1 | 57.2  | 71.9  | 110.3 | 99.1  | 80.1  | Apr.      |
| 47.6           | 52.3  | 62.3  | 61.0  | 63.6  | 88.0  | 92.0  | 49.9  | 66.6  | 92.6  | 92.7  | 75.3  | May.      |
| 46.1           | 54.4  | 58.7  | 61.9  | 55.3  | 96.6  | 101.7 | 61.7  | 70.6  | 112.6 | 88.3  | 73.4  | Jun.      |
| 45.6           | 58.6  | 63.1  | 64.7  | 61.5  | 100.6 | 101.3 | 54.5  | 68.0  | 112.8 | 106.4 | 71.3  | Jul.      |
| 48.9           | 62.9  | 66.9  | 59.0  | 54.7  | 91.5  | 90.1  | 43.4  | 60.4  | 97.6  | 111.9 | 68.8  | Aug.      |
| 53.7           | 74.5  | 76.9  | 65.7  | 88.5  | 95.3  | 105.6 | 55.2  | 66.3  | 108.6 | 99.3  | 74.5  | Sep.      |
| 55.0           | 81.8  | 89.7  | 68.8  | 111.3 | 97.7  | 108.2 | 56.3  | 66.7  | 116.4 | 101.8 | 76.1  | Oct.      |
| 60.0           | 72.6  | 79.4  | 67.5  | 91.5  | 97.7  | 115.4 | 59.1  | 66.2  | 112.8 | 101.3 | 77.8  | Nov.      |
| 52.7           | 71.3  | 65.1  | 66.7  | 63.4  | 100.8 | 109.2 | 51.0  | 65.2  | 105.8 | 110.9 | 75.9  | Dec.      |
| 38.2           | 61.4  | 54.4  | 60.3  | 48.3  | 82.9  | 85.8  | 45.4  | 56.3  | 96.9  | 107.6 | 68.6  | Jan. 2005 |
| 48.8           | 57.7  | 61.8  | 64.0  | 59.5  | 87.4  | 89.2  | 48.1  | 62.6  | 102.9 | 99.5  | 67.5  | Feb.      |
| 59.4           | 63.8  | 68.2  | 72.6  | 63.7  | 98.4  | 94.8  | 50.8  | 65.8  | 115.4 | 104.1 | 75.3  | Mar.      |

| Seasonal Adjustment Index |       |       |       |       |       |       |       |        |      |       |       |         |
|---------------------------|-------|-------|-------|-------|-------|-------|-------|--------|------|-------|-------|---------|
| 108.4                     | 106.8 | 105.1 | 99.9  | 112.3 | 98.4  | 102.4 | 103.7 | 103.6  | 94.4 | 98.2  | 101.4 | Q1 2000 |
| 102.9                     | 98.7  | 99.4  | 100.1 | 98.7  | 100.1 | 101.0 | 104.7 | 100.8  | 99.4 | 100.0 | 99.9  | Q2      |
| 94.8                      | 96.1  | 98.1  | 100.4 | 95.4  | 100.4 | 99.2  | 100.3 | 98.7</ |      |       |       |         |



5. 業種別及び特殊分類別指数 5. Indices by Industry and by Use of Goods  
(2) 生産指数(生産額ウェイト) (2) Indices of Industrial Production (Production Weights)

| 分類コード | 生産財                            |          |                   |                     |                  |                |                |                              |                |                    |                   |                   |
|-------|--------------------------------|----------|-------------------|---------------------|------------------|----------------|----------------|------------------------------|----------------|--------------------|-------------------|-------------------|
|       | パルプ・紙・紙加工工業                    | 繊維工業     | 食料品・たばこ工業         | その他工業               | 皮革製品工業           | その他製品工業        | 生産財            | 鉱工業用生産財                      | 鉄鋼業            | 非鉄金属工業             | 金属製品工業            | 一般機械工業            |
| 時系列   | Pulp, paper and paper products | Textiles | Foods and tobacco | Other manufacturing | Leather products | Other products | Producer goods | For mining and manufacturing | Iron and steel | Non-ferrous metals | Fabricated metals | General machinery |
| ウェイト  | 248                            | 249      | 250               | 251                 | 252              | 253            | 254            | 255                          | 256            | 257                | 258               | 259               |

| 原指数    |       |       |       |       |       |       |       |       |       |       |       |       |
|--------|-------|-------|-------|-------|-------|-------|-------|-------|-------|-------|-------|-------|
| 12年    | 100.0 | 100.0 | 100.0 | 100.0 | 100.0 | 100.0 | 100.0 | 100.0 | 100.0 | 100.0 | 100.0 | 100.0 |
| 13     | 98.6  | 85.6  | 99.0  | 88.3  | 96.4  | 81.3  | 91.4  | 91.3  | 96.5  | 93.1  | 90.9  | 89.0  |
| 14     | 97.3  | 74.4  | 97.3  | 78.7  | 82.5  | 75.5  | 94.2  | 94.2  | 100.8 | 92.1  | 87.6  | 87.6  |
| 15     | 96.3  | 65.5  | 96.2  | 70.2  | 76.4  | 64.8  | 100.0 | 100.0 | 104.8 | 95.0  | 87.3  | 92.7  |
| 16     | 98.1  | 58.6  | 94.9  | 67.5  | 73.0  | 62.8  | 105.6 | 105.7 | 108.6 | 98.1  | 90.7  | 100.9 |
| 12年度   | 99.8  | 96.0  | 99.9  | 96.1  | 99.7  | 93.0  | 99.8  | 99.8  | 100.6 | 100.0 | 98.9  | 99.4  |
| 13     | 98.6  | 82.6  | 98.5  | 84.7  | 91.5  | 78.8  | 89.3  | 89.2  | 95.5  | 90.5  | 87.9  | 85.9  |
| 14     | 97.0  | 72.4  | 97.2  | 75.9  | 81.9  | 70.8  | 96.6  | 96.6  | 103.0 | 93.8  | 88.5  | 89.7  |
| 15     | 95.6  | 63.7  | 96.1  | 69.2  | 75.1  | 64.2  | 102.0 | 102.1 | 105.8 | 96.2  | 87.6  | 94.6  |
| 16     | 99.1  | 56.8  | 94.8  | 68.2  | 72.1  | 64.8  | 105.4 | 105.5 | 108.9 | 97.8  | 90.9  | 102.2 |
| 16年 1月 | 88.5  | 56.5  | 76.4  | 57.2  | 70.0  | 46.1  | 101.3 | 101.5 | 108.3 | 92.8  | 80.1  | 93.0  |
| 2      | 93.0  | 62.2  | 83.5  | 59.4  | 78.6  | 43.0  | 102.7 | 102.7 | 103.8 | 98.0  | 84.3  | 99.8  |
| 3      | 98.5  | 67.3  | 99.8  | 65.1  | 82.9  | 49.8  | 112.5 | 112.7 | 110.9 | 105.2 | 96.9  | 119.0 |
| 4      | 96.8  | 67.4  | 101.4 | 64.6  | 81.7  | 50.0  | 105.2 | 105.3 | 106.4 | 98.2  | 93.6  | 98.0  |
| 5      | 92.4  | 58.6  | 90.8  | 64.1  | 67.2  | 61.4  | 102.1 | 102.3 | 107.9 | 92.4  | 88.3  | 91.1  |
| 6      | 99.6  | 58.5  | 100.2 | 59.9  | 69.7  | 51.4  | 108.7 | 108.9 | 108.3 | 100.2 | 95.9  | 109.3 |
| 7      | 98.9  | 57.4  | 103.2 | 62.7  | 71.9  | 54.7  | 108.8 | 109.0 | 110.2 | 100.3 | 98.7  | 103.8 |
| 8      | 94.8  | 54.0  | 91.4  | 59.7  | 68.5  | 52.1  | 107.9 | 107.9 | 107.8 | 87.7  | 88.3  | 89.1  |
| 9      | 103.0 | 57.4  | 94.8  | 79.4  | 73.9  | 84.2  | 107.9 | 108.1 | 107.5 | 101.6 | 92.6  | 107.0 |
| 10     | 104.1 | 56.4  | 94.6  | 92.7  | 72.8  | 109.9 | 105.7 | 105.8 | 111.7 | 102.0 | 91.1  | 96.8  |
| 11     | 103.2 | 54.7  | 97.3  | 80.4  | 69.3  | 90.0  | 106.7 | 106.8 | 109.7 | 102.4 | 91.1  | 102.8 |
| 12     | 104.2 | 53.0  | 105.5 | 64.8  | 69.0  | 61.1  | 103.9 | 103.9 | 110.2 | 96.2  | 87.5  | 101.4 |
| 17年 1月 | 93.0  | 49.9  | 76.6  | 55.0  | 66.3  | 45.2  | 100.7 | 100.8 | 110.8 | 91.5  | 80.8  | 96.9  |
| 2      | 94.0  | 54.8  | 83.8  | 65.1  | 74.4  | 57.0  | 100.7 | 100.8 | 102.5 | 96.1  | 86.5  | 105.1 |
| 3      | 105.5 | 59.1  | 97.4  | 69.8  | 80.4  | 60.7  | 112.5 | 112.6 | 113.6 | 105.0 | 96.2  | 125.0 |

| 季節調整済指数 |       |       |       |       |       |       |       |       |       |       |       |       |
|---------|-------|-------|-------|-------|-------|-------|-------|-------|-------|-------|-------|-------|
| 12年 1期  | 98.2  | 104.6 | 99.1  | 106.7 | 100.8 | 113.4 | 96.9  | 96.8  | 96.3  | 97.2  | 99.8  | 97.2  |
| 2       | 100.5 | 101.4 | 99.9  | 100.6 | 100.8 | 101.0 | 99.9  | 99.9  | 100.0 | 99.5  | 99.2  | 101.8 |
| 3       | 100.1 | 97.8  | 100.5 | 96.1  | 96.3  | 95.5  | 100.8 | 100.8 | 100.9 | 100.2 | 99.9  | 99.4  |
| 4       | 100.0 | 94.9  | 100.0 | 97.1  | 100.3 | 94.2  | 101.5 | 101.6 | 101.8 | 102.4 | 100.3 | 100.4 |
| 13年 1期  | 98.8  | 89.8  | 99.7  | 91.8  | 101.7 | 83.3  | 97.4  | 97.3  | 100.1 | 98.4  | 96.7  | 96.8  |
| 2       | 99.1  | 87.2  | 100.0 | 94.5  | 100.5 | 88.0  | 92.9  | 92.8  | 94.3  | 92.1  | 92.6  | 92.6  |
| 3       | 97.6  | 83.7  | 98.5  | 88.3  | 94.6  | 81.7  | 88.9  | 88.8  | 95.9  | 91.9  | 90.2  | 85.7  |
| 4       | 98.7  | 81.7  | 97.8  | 80.1  | 88.3  | 74.1  | 86.7  | 86.5  | 92.6  | 88.1  | 84.7  | 81.0  |
| 14年 1期  | 99.2  | 77.9  | 98.1  | 77.9  | 82.9  | 73.5  | 89.0  | 89.0  | 95.9  | 88.3  | 84.9  | 84.9  |
| 2       | 96.9  | 74.1  | 99.8  | 75.5  | 82.8  | 68.1  | 94.0  | 94.0  | 102.5 | 92.8  | 87.4  | 87.3  |
| 3       | 98.3  | 73.3  | 96.6  | 83.3  | 82.6  | 83.3  | 96.5  | 96.5  | 102.5 | 92.8  | 88.1  | 89.1  |
| 4       | 95.1  | 72.3  | 95.8  | 77.8  | 81.5  | 75.2  | 97.2  | 97.2  | 104.0 | 94.8  | 89.7  | 88.7  |
| 15年 1期  | 97.8  | 69.8  | 97.1  | 67.6  | 80.6  | 55.5  | 98.7  | 98.7  | 105.1 | 94.9  | 88.9  | 92.1  |
| 2       | 98.6  | 65.7  | 95.9  | 70.4  | 76.2  | 63.8  | 98.2  | 98.2  | 104.3 | 93.5  | 87.1  | 90.8  |
| 3       | 95.9  | 64.2  | 94.6  | 70.6  | 75.1  | 66.3  | 99.6  | 99.7  | 103.8 | 94.7  | 85.9  | 90.2  |
| 4       | 93.5  | 62.3  | 97.7  | 71.2  | 74.0  | 69.1  | 103.8 | 103.8 | 106.4 | 97.3  | 87.8  | 98.2  |
| 16年 1期  | 93.6  | 61.3  | 94.8  | 64.3  | 73.8  | 54.9  | 104.9 | 105.0 | 107.5 | 97.9  | 88.6  | 97.5  |
| 2       | 96.6  | 59.4  | 93.3  | 71.5  | 72.2  | 71.7  | 106.4 | 106.6 | 107.4 | 97.2  | 90.3  | 101.9 |
| 3       | 102.2 | 57.1  | 95.8  | 66.6  | 73.1  | 61.2  | 106.2 | 106.3 | 108.1 | 98.7  | 92.6  | 102.2 |
| 4       | 99.4  | 56.1  | 94.8  | 66.9  | 72.7  | 62.4  | 104.2 | 104.3 | 110.6 | 97.8  | 90.8  | 101.7 |
| 17年 1期  | 98.9  | 54.7  | 95.4  | 67.9  | 71.3  | 64.9  | 105.3 | 105.4 | 110.0 | 98.0  | 90.5  | 103.6 |
| 16年 1月  | 95.1  | 62.9  | 95.8  | 67.0  | 75.4  | 59.6  | 106.1 | 106.3 | 107.9 | 99.3  | 91.0  | 99.9  |
| 2       | 94.9  | 60.4  | 93.6  | 62.4  | 72.8  | 51.4  | 103.5 | 103.6 | 107.3 | 97.0  | 86.0  | 95.9  |
| 3       | 90.9  | 60.7  | 95.0  | 63.5  | 73.2  | 53.7  | 105.0 | 105.2 | 107.2 | 97.3  | 88.7  | 96.8  |
| 4       | 95.3  | 60.4  | 95.5  | 70.1  | 72.5  | 68.3  | 106.1 | 106.2 | 108.6 | 97.1  | 89.1  | 100.9 |
| 5       | 95.7  | 59.1  | 92.7  | 75.5  | 71.8  | 80.5  | 106.5 | 106.8 | 106.5 | 97.5  | 91.7  | 100.9 |
| 6       | 98.9  | 58.7  | 91.8  | 68.9  | 72.3  | 66.2  | 106.7 | 106.8 | 107.2 | 97.1  | 90.1  | 103.9 |
| 7       | 100.0 | 57.7  | 97.5  | 68.0  | 73.2  | 63.9  | 106.2 | 106.3 | 108.6 | 98.0  | 91.4  | 102.4 |
| 8       | 104.8 | 57.0  | 94.4  | 65.6  | 73.5  | 58.7  | 106.6 | 106.8 | 107.8 | 99.0  | 94.6  | 101.6 |
| 9       | 101.9 | 56.6  | 95.6  | 66.1  | 72.5  | 60.9  | 105.7 | 105.9 | 107.9 | 99.0  | 91.7  | 102.7 |
| 10      | 99.2  | 56.5  | 95.3  | 69.7  | 74.0  | 66.0  | 104.0 | 104.1 | 110.1 | 98.8  | 90.7  | 100.4 |
| 11      | 99.2  | 56.3  | 94.9  | 67.0  | 73.1  | 63.0  | 104.8 | 104.9 | 110.7 | 98.5  | 90.7  | 102.9 |
| 12      | 99.9  | 55.6  | 94.3  | 64.1  | 71.0  | 58.3  | 103.8 | 103.9 | 111.1 | 96.2  | 90.9  | 101.9 |
| 17年 1月  | 99.7  | 55.4  | 96.6  | 66.6  | 70.4  | 62.7  | 105.6 | 105.6 | 109.8 | 98.4  | 92.3  | 103.6 |
| 2       | 99.0  | 54.8  | 96.4  | 69.6  | 71.0  | 68.7  | 104.4 | 104.5 | 109.6 | 97.8  | 90.3  | 103.4 |
| 3       | 98.1  | 53.8  | 93.3  | 67.5  | 72.5  | 63.3  | 106.0 | 106.1 | 110.5 | 97.8  | 89.0  | 103.9 |

5. 業種別及び特殊分類別指数 5. Indices by Industry and by Use of Goods  
(2) 生産指数(生産額ウェイト) (2) Indices of Industrial Production (Production Weights)

| 分類コード | 生産財                  |   |                              |                     |                       |                                   |           |                             |                  |                                |          |                   | Industries Code |
|-------|----------------------|---|------------------------------|---------------------|-----------------------|-----------------------------------|-----------|-----------------------------|------------------|--------------------------------|----------|-------------------|-----------------|
|       | 電気機械工業               | 情報通信機械工業  | 電子部品・デバイス工業                  | 輸送機械工業              | 精密機械工業                | 窯業・土石製品工業                         | 化学工業      | 石油・石炭製品工業                   | プラスチック製品工業       | パルプ・紙・紙加工工業                    | 繊維工業     | 食料品・たばこ工業         |                 |
| 時系列   | Electrical machinery | Information and communication electronics equipment | Electronic parts and devices | Transport equipment | Precision instruments | Ceramics, stone and clay products | Chemicals | Petroleum and coal products | Plastic products | Pulp, paper and paper products | Textiles | Foods and tobacco |                 |
| ウェイト  | 260                  | 261   | 262                          | 263                 | 264                   | 265                               | 266       | 267                         | 268              | 269                            | 270      | 271               |                 |

| Original Index |       |       |       |       |       |       |       |       |       |       |       |       |           |
|----------------|-------|-------|-------|-------|-------|-------|-------|-------|-------|-------|-------|-------|-----------|
| 12年            | 100.0 | 100.0 | 100.0 | 100.0 | 100.0 | 100.0 | 100.0 | 100.0 | 100.0 | 100.0 | 100.0 | 100.0 | C.Y. 2000 |
| 13             | 88.9  | 66.9  | 79.1  | 101.9 | 93.7  | 92.9  | 95.4  | 98.7  | 93.9  | 96.8  | 93.9  | 98.5  | 2001      |
| 14             | 94.6  | 60.8  | 88.1  | 109.9 | 96.8  | 90.9  | 95.6  | 97.0  | 93.3  | 96.9  | 85.2  | 98.7  | 2002      |
| 15             | 108.6 | 43.9  | 104.0 | 116.4 | 96.2  | 92.0  | 97.7  | 98.7  | 94.6  | 96.5  | 79.2  | 99.1  | 2003      |
| 16             | 119.6 | 36.2  | 117.8 | 122.8 | 94.2  | 91.0  | 99.7  | 97.3  | 96.1  | 97.8  | 76.5  | 98.6  | 2004      |
| 12年度           | 99.2  | 89.0  | 100.1 | 101.0 | 97.4  | 99.7  | 99.3  | 100.2 | 99.1  | 99.7  | 98.3  | 99.8  | F.Y. 2000 |
| 13             | 86.4  | 64.1  | 74.6  | 102.9 | 95.2  | 90.5  | 93.5  | 98.0  | 92.5  | 95.8  | 91.7  | 98.5  | 2001      |
| 14             | 99.1  | 59.0  | 93.1  | 112.4 | 96.8  | 92.6  | 97.6  | 98.2  | 94.1  | 97.2  | 83.8  | 98.7  | 2002      |
| 15             | 112.0 | 41.2  | 109.9 | 118.2 | 98.4  | 91.3  | 98.3  | 97.8  | 95.1  | 97.1  | 78.4  | 99.1  | 2003      |
| 16             | 120.6 | 33.9  | 115.8 | 124.2 | 90.0  | 91.3  | 100.0 | 97.0  | 95.9  | 97.8  | 75.7  | 98.2  | 2004      |
| 16年 1月         | 107.3 | 39.8  | 111.8 | 115.0 | 85.7  | 88.4  | 104.4 | 107.8 | 88.0  | 91.8  | 74.9  | 90.9  | Jan. 2004 |
| 2              | 112.1 | 35.2  | 113.5 | 122.0 | 97.4  | 85.8  | 99.6  | 102.7 | 92.1  | 94.2  | 75.2  | 92.7  | Feb.      |
| 3              | 126.6 | 43.7  | 126.0 | 137.9 | 101.2 | 96.1  | 101.6 | 106.2 | 100.8 | 102.2 | 79.4  | 101.8 | Mar.      |
| 4              | 122.5 | 38.5  | 117.8 | 122.8 | 100.7 | 88.9  | 95.2  | 96.0  | 97.4  | 97.8  | 77.3  | 108.4 | Apr.      |
| 5              | 117.3 | 37.4  | 118.5 | 109.6 | 100.5 | 88.3  | 95.6  | 85.6  | 91.1  | 96.0  | 75.6  | 98.5  | May.      |
| 6              | 124.4 | 41.5  | 126.2 | 129.3 | 97.0  | 91.8  | 95.4  | 86.2  | 98.9  | 97.2  | 77.4  | 101.3 | Jun.      |
| 7              | 119.3 | 39.1  | 122.3 | 129.6 | 94.9  | 91.8  | 100.8 | 93.4  | 102.6 | 98.5  | 78.5  | 104.2 | Jul.      |
| 8</            |       |       |       |       |       |       |       |       |       |       |       |       |           |

5. 業種別及び特殊分類別指数 5. Indices by Industry and by Use of Goods  
 (2) 生産指数(生産額ウェイト) (2) Indices of Industrial Production (Production Weights)

| 分類コード<br>時系列 | その他工業               | ゴム製品工業          | 皮革製品工業           | 木材・木製品工業               | 鉱業     | その他用生産財    | 金属製品工業            | 電気機械工業               | 精密機械工業                | 窯業・土石製品工業                         | 化学工業      | 石油・石炭製品工業                   |
|--------------|---------------------|-----------------|------------------|------------------------|--------|------------|-------------------|----------------------|-----------------------|-----------------------------------|-----------|-----------------------------|
|              | Other manufacturing | Rubber products | Leather products | Wood and wood products | Mining | For others | Fabricated metals | Electrical machinery | Precision instruments | Ceramics, stone and clay products | Chemicals | Petroleum and coal products |
|              | 272                 | 273             | 274              | 275                    | 276    | 277        | 278               | 279                  | 280                   | 281                               | 282       | 283                         |
| ウェイト         | 120.2               | 83.8            | 6.6              | 29.8                   | 3.6    | 121.3      | 10.5              | 7.8                  | 3.2                   | 4.2                               | 5.1       | 42.2                        |

原指数

|        |       |       |       |       |       |       |       |       |       |       |       |       |
|--------|-------|-------|-------|-------|-------|-------|-------|-------|-------|-------|-------|-------|
| 12年    | 100.0 | 100.0 | 100.0 | 100.0 | 100.0 | 100.0 | 100.0 | 100.0 | 100.0 | 100.0 | 100.0 | 100.0 |
| 13     | 94.5  | 95.3  | 95.1  | 92.0  | 97.6  | 96.3  | 91.3  | 99.0  | 96.4  | 94.1  | 102.4 | 97.3  |
| 14     | 91.7  | 95.1  | 85.1  | 83.7  | 96.3  | 94.7  | 80.7  | 110.2 | 76.9  | 86.9  | 95.8  | 95.4  |
| 15     | 92.8  | 98.1  | 82.6  | 80.4  | 95.1  | 98.1  | 78.9  | 125.9 | 86.7  | 84.6  | 90.1  | 99.6  |
| 16     | 95.3  | 101.5 | 84.6  | 80.5  | 94.2  | 99.6  | 77.6  | 143.6 | 99.5  | 89.6  | 93.7  | 96.8  |
| 12年度   | 98.9  | 98.9  | 100.1 | 98.8  | 100.4 | 99.5  | 97.6  | 102.0 | 103.6 | 98.5  | 101.4 | 100.3 |
| 13     | 92.7  | 94.3  | 90.7  | 88.5  | 97.4  | 94.5  | 88.7  | 97.0  | 88.8  | 91.4  | 100.0 | 95.1  |
| 14     | 92.8  | 96.8  | 85.7  | 83.0  | 95.4  | 96.7  | 79.4  | 116.1 | 78.3  | 85.6  | 94.7  | 98.4  |
| 15     | 93.2  | 98.7  | 83.8  | 79.9  | 95.4  | 98.2  | 78.6  | 131.7 | 88.8  | 87.5  | 90.8  | 98.4  |
| 16     | 95.7  | 102.1 | 82.9  | 80.5  | 94.9  | 99.7  | 77.6  | 145.6 | 104.8 | 88.7  | 94.6  | 95.5  |
| 16年 1月 | 88.0  | 93.5  | 77.9  | 74.9  | 91.4  | 95.0  | 76.1  | 120.6 | 79.3  | 87.6  | 64.1  | 102.5 |
| 2      | 93.8  | 100.5 | 84.8  | 77.1  | 96.9  | 100.5 | 79.6  | 126.8 | 96.7  | 89.4  | 96.7  | 103.4 |
| 3      | 102.2 | 110.4 | 90.0  | 82.0  | 105.0 | 105.2 | 86.6  | 132.9 | 91.2  | 95.3  | 92.8  | 106.2 |
| 4      | 94.5  | 101.4 | 86.6  | 76.9  | 93.8  | 99.7  | 81.8  | 142.8 | 87.6  | 91.7  | 94.1  | 95.6  |
| 5      | 87.9  | 92.6  | 79.8  | 76.6  | 85.6  | 93.6  | 75.1  | 132.8 | 93.7  | 90.0  | 85.0  | 87.7  |
| 6      | 98.3  | 104.6 | 85.0  | 83.8  | 91.0  | 99.1  | 78.6  | 150.0 | 98.2  | 92.8  | 105.8 | 88.9  |
| 7      | 99.9  | 106.8 | 91.0  | 82.8  | 92.3  | 100.9 | 73.0  | 148.3 | 102.7 | 90.2  | 104.9 | 96.6  |
| 8      | 85.3  | 88.3  | 81.2  | 78.0  | 83.7  | 94.4  | 66.7  | 132.1 | 99.6  | 82.7  | 69.4  | 102.8 |
| 9      | 100.3 | 106.0 | 85.3  | 87.7  | 87.4  | 99.7  | 75.5  | 164.3 | 109.0 | 86.5  | 104.3 | 91.5  |
| 10     | 99.7  | 106.8 | 80.2  | 83.9  | 97.7  | 102.1 | 80.2  | 155.6 | 111.1 | 89.1  | 111.9 | 93.6  |
| 11     | 99.8  | 107.1 | 86.6  | 82.3  | 99.5  | 102.4 | 82.7  | 158.5 | 117.3 | 91.5  | 106.9 | 92.8  |
| 12     | 94.1  | 99.7  | 86.5  | 80.2  | 105.9 | 102.4 | 75.2  | 158.6 | 107.4 | 88.4  | 88.7  | 100.3 |
| 17年 1月 | 89.4  | 95.9  | 73.6  | 74.6  | 97.4  | 95.7  | 79.4  | 123.4 | 111.4 | 84.5  | 60.2  | 98.6  |
| 2      | 95.1  | 102.5 | 78.2  | 77.9  | 101.6 | 99.4  | 79.8  | 131.2 | 108.8 | 87.3  | 103.7 | 96.6  |
| 3      | 103.8 | 113.8 | 80.9  | 80.8  | 102.9 | 106.8 | 82.9  | 149.4 | 110.8 | 89.6  | 100.4 | 101.4 |

季節調整済指数

|        |       |       |       |       |       |       |       |       |       |       |       |       |
|--------|-------|-------|-------|-------|-------|-------|-------|-------|-------|-------|-------|-------|
| 12年 1期 | 99.7  | 99.6  | 97.5  | 100.2 | 97.6  | 99.1  | 103.2 | 91.7  | 90.7  | 101.3 | 95.6  | 98.0  |
| 2      | 100.8 | 101.3 | 99.2  | 99.6  | 102.1 | 99.9  | 99.2  | 98.2  | 96.9  | 97.3  | 100.9 | 99.4  |
| 3      | 99.9  | 99.7  | 101.8 | 100.3 | 98.9  | 101.2 | 98.1  | 101.1 | 106.2 | 100.5 | 102.1 | 102.9 |
| 4      | 98.9  | 98.8  | 100.0 | 98.9  | 100.5 | 99.0  | 98.3  | 106.3 | 104.5 | 99.8  | 101.1 | 99.4  |
| 13年 1期 | 96.6  | 96.3  | 99.6  | 96.9  | 100.2 | 98.7  | 95.0  | 103.0 | 106.8 | 97.0  | 104.5 | 100.3 |
| 2      | 96.7  | 96.2  | 100.1 | 97.1  | 98.9  | 97.5  | 94.0  | 96.0  | 103.2 | 93.5  | 101.7 | 100.2 |
| 3      | 93.8  | 96.0  | 95.5  | 88.0  | 96.1  | 95.5  | 89.6  | 95.5  | 93.9  | 94.0  | 105.6 | 96.7  |
| 4      | 91.0  | 93.1  | 85.5  | 86.3  | 95.6  | 93.6  | 86.6  | 101.5 | 82.5  | 91.8  | 99.9  | 92.4  |
| 14年 1期 | 89.8  | 92.7  | 81.2  | 83.1  | 99.5  | 92.0  | 85.3  | 94.3  | 75.9  | 86.5  | 95.9  | 92.3  |
| 2      | 91.1  | 94.8  | 84.2  | 81.6  | 95.8  | 93.7  | 81.0  | 108.1 | 73.9  | 88.4  | 98.4  | 93.4  |
| 3      | 92.4  | 95.5  | 85.5  | 85.9  | 95.6  | 95.1  | 79.9  | 117.1 | 76.1  | 88.8  | 94.2  | 96.8  |
| 4      | 93.8  | 97.7  | 89.2  | 83.9  | 94.7  | 98.1  | 76.4  | 117.7 | 81.8  | 83.8  | 93.8  | 99.3  |
| 15年 1期 | 93.9  | 99.4  | 84.6  | 81.0  | 95.9  | 99.7  | 79.8  | 122.8 | 81.4  | 81.8  | 91.5  | 103.5 |
| 2      | 92.1  | 97.6  | 81.8  | 78.2  | 95.1  | 98.9  | 77.8  | 120.9 | 82.0  | 83.6  | 91.4  | 102.8 |
| 3      | 92.5  | 97.8  | 79.7  | 80.9  | 95.0  | 95.7  | 79.2  | 126.1 | 88.5  | 85.0  | 92.0  | 94.7  |
| 4      | 93.1  | 97.8  | 84.6  | 81.5  | 94.8  | 98.2  | 79.3  | 132.6 | 94.8  | 88.2  | 86.3  | 97.9  |
| 16年 1期 | 93.8  | 100.1 | 87.8  | 78.2  | 95.1  | 98.6  | 76.7  | 145.8 | 89.5  | 92.6  | 91.4  | 96.8  |
| 2      | 95.5  | 101.1 | 85.6  | 81.9  | 94.6  | 99.0  | 77.6  | 143.2 | 98.0  | 87.0  | 89.4  | 96.9  |
| 3      | 95.5  | 101.4 | 83.3  | 81.6  | 91.4  | 100.2 | 75.4  | 149.3 | 103.0 | 88.8  | 99.2  | 97.3  |
| 4      | 95.6  | 102.3 | 81.3  | 79.9  | 94.7  | 100.0 | 80.6  | 137.3 | 106.3 | 89.8  | 94.5  | 95.7  |
| 17年 1期 | 96.5  | 103.9 | 81.9  | 79.0  | 99.3  | 100.2 | 77.8  | 156.8 | 112.2 | 90.1  | 95.8  | 93.1  |
| 16年 1月 | 94.2  | 100.9 | 86.5  | 79.4  | 95.3  | 99.4  | 78.9  | 145.0 | 82.9  | 98.8  | 89.7  | 97.5  |
| 2      | 92.8  | 99.2  | 87.8  | 75.9  | 94.9  | 98.3  | 75.1  | 147.5 | 92.4  | 90.1  | 98.4  | 96.6  |
| 3      | 94.5  | 100.1 | 89.2  | 79.4  | 95.2  | 98.1  | 76.2  | 144.9 | 93.1  | 88.9  | 86.0  | 96.3  |
| 4      | 95.3  | 101.2 | 87.0  | 80.7  | 96.9  | 98.4  | 77.3  | 143.3 | 93.4  | 87.3  | 86.0  | 96.7  |
| 5      | 95.2  | 100.2 | 85.6  | 82.3  | 93.9  | 99.3  | 78.9  | 144.7 | 100.2 | 87.9  | 89.7  | 97.1  |
| 6      | 95.9  | 101.8 | 84.2  | 82.6  | 92.9  | 99.2  | 76.6  | 141.5 | 100.4 | 85.7  | 92.4  | 96.9  |
| 7      | 95.7  | 101.9 | 82.3  | 81.4  | 93.4  | 100.0 | 75.1  | 142.5 | 99.9  | 87.7  | 110.7 | 97.7  |
| 8      | 95.1  | 100.9 | 82.5  | 81.8  | 90.5  | 100.8 | 75.5  | 151.4 | 102.0 | 88.5  | 89.7  | 99.3  |
| 9      | 95.7  | 101.5 | 85.1  | 81.6  | 90.2  | 99.8  | 75.5  | 153.9 | 107.2 | 90.2  | 97.3  | 95.0  |
| 10     | 95.7  | 102.3 | 78.4  | 80.4  | 94.1  | 100.5 | 82.6  | 131.9 | 101.3 | 90.3  | 100.0 | 98.4  |
| 11     | 96.2  | 103.3 | 83.6  | 79.8  | 94.0  | 100.3 | 82.5  | 133.7 | 109.7 | 89.8  | 96.2  | 95.4  |
| 12     | 94.9  | 101.4 | 81.9  | 79.4  | 95.9  | 99.2  | 76.6  | 146.2 | 107.9 | 89.4  | 87.4  | 93.3  |
| 17年 1月 | 96.0  | 104.1 | 81.3  | 78.8  | 101.6 | 99.9  | 81.6  | 149.0 | 114.2 | 95.7  | 84.5  | 93.6  |
| 2      | 96.8  | 103.9 | 83.8  | 79.0  | 102.6 | 100.1 | 77.1  | 156.0 | 108.7 | 90.4  | 106.2 | 93.0  |
| 3      | 96.7  | 103.8 | 80.6  | 79.2  | 93.8  | 100.7 | 74.8  | 165.4 | 113.6 | 84.1  | 96.7  | 92.8  |

5. 業種別及び特殊分類別指数 5. Indices by Industry and by Use of Goods  
 (2) 生産指数(生産額ウェイト) (2) Indices of Industrial Production (Production Weights)

| 分類コード<br>時系列 | パルプ・紙加工工業                      | その他工業               | ゴム製品工業          | その他製品工業        | 鉱業     | Industries Code |
|--------------|--------------------------------|---------------------|-----------------|----------------|--------|-----------------|
|              | Pulp, paper and paper products | Other manufacturing | Rubber products | Other products | Mining | Time series     |
|              | 284                            | 285                 | 286             | 287            | 288    | Weight          |
| ウェイト         | 8.4                            | 34.5                | 28.0            | 6.5            | 5.4    |                 |

Original Index

|       |       |       |       |       |       |           |
|-------|-------|-------|-------|-------|-------|-----------|
| 100.0 | 100.0 | 100.0 | 100.0 | 100.0 | 100.0 | C.Y. 2000 |
| 95.9  | 94.3  | 97.1  | 82.4  | 102.7 | 97.3  | 2001      |
| 92.7  | 99.0  | 103.1 | 81.5  | 85.6  | 95.4  | 2002      |
| 91.4  | 102.0 | 107.5 | 78.4  | 92.9  | 99.6  | 2003      |
| 92.3  | 104.5 | 111.5 | 74.6  | 94.0  | 96.8  | 2004      |
| 100.8 | 97.7  | 98.1  | 96.1  | 99.8  | 98.5  | F.Y. 2000 |
| 93.9  | 94.8  | 98.0  | 81.2  | 97.3  | 97.3  | 2001      |
| 92.7  | 100.8 | 105.4 | 80.6  | 89.8  | 98.4  | 2002      |
| 91.5  | 102.3 | 108.0 | 77.9  | 92.2  | 92.2  | 2003      |
| 92.6  | 105.1 | 112.6 | 73.2  | 95.4  | 95.4  | 2004      |
| 89.2  | 92.0  | 96.4  | 73.0  | 109.3 | 109.3 | Jan. 2004 |
| 91.7  | 101.6 | 108.1 | 73.4  | 102.8 | 102.8 | Feb.      |
| 97.3  | 110.3 | 117.3 | 79.9  | 102.0 | 102.0 | Mar.      |
| 91.3  | 107.4 | 113.5 | 81.4  | 86.8  | 86.8  | Apr.      |
| 95.1  | 99.6  | 105.1 | 75.9  | 88.8  | 88.8  | May.      |
| 96.8  | 108.7 | 115.1 | 81.3  | 86.8  | 86.8  | Jun.      |
| 85.9  | 109.1 | 118.2 | 70.2  | 94.6  | 94.6  | Jul.      |
| 91.7  | 90.7  | 96.6  | 65.1  | 85.9  | 85.9  | Aug.      |
| 94.7  | 105.8 | 113.8 | 71.2  | 87.6  | 87.6  | Sep.      |
| 89.7  | 112.5 | 121.5 | 73.6  | 83.2  | 83.2  | Oct.      |
| 93.6  | 110.1 | 117.8 | 77.2  | 94.9  | 94.9  | Nov.      |
| 90.5  | 106.3 | 114.0 | 73.0  | 105.7 | 105.7 | Dec.      |
| 90.8  | 94.2  | 101.5 | 62.8  | 114.6 | 114.6 | Jan. 2005 |
| 90.5  | 102.6 | 110.5 | 68.4  | 106.5 | 106.5 | Feb.      |
| 100.5 | 114.6 | 123.1 | 78.2  | 109.6 | 109.6 | Mar.      |

Seasonal Adjustment Index

|       |       |       |       |       |        |           |
|-------|-------|-------|-------|-------|--------|-----------|
| 97.1  | 101.9 | 102.2 | 101.4 | 100.7 | 100.7  | Q1 2000   |
| 99.0  | 102.4 | 101.4 | 105.5 | 94.8  | 94.8   | Q2        |
| 101.8 | 99.5  | 99.3  | 100.0 | 106.9 | 106.9  | Q3        |
| 101.0 | 95.4  | 96.4  | 91.1  | 94.5  | 94.5   | Q4        |
| 101.6 | 93.6  | 95.4  | 87.6  | 102.6 | 102.6  | Q1 2001   |
| 97.5  | 94.6  | 96.6  | 85.3  | 102.3 | 102.3  | Q2        |
| 92.6  | 95.0  | 99.3  | 76.6  | 106.4 | 106.4  | Q3        |
| 92.0  | 94.0  | 97.1  | 79.8  | 99.4  | 99.4   | Q4        |
| 93.5  | 95.9  | 99.3  | 83.3  | 82.8  | 82.8   | Q1 2002   |
| 93.7  | 97.9  | 102.4 | 78.9  | 84.6  | 84.6   | Q2        |
| 92.1  | 99.8  | 104.2 | 80.6  | 78.5  | 78.5   | Q3        |
| 91.7  | 102.8 | 107.0 | 83.4  | 95.3  | 95.3   | Q4        |
| 92.8  | 103.3 | 109.3 | 79.5  | 99.5  | 99.5   | Q1 2003   |
| 89.9  | 103.1 | 109.6 | 74.5  | 100.5 | 100.5  | Q2        |
| 91.0  | 100.7 | 106.3 | 77.0  | 82.6  | 82.6   | Q3        |
| 92.4  | 101.4 | 105.4 | 83.4  | 89.2  | 89.2   | Q4        |
| 91.2  | 103.3 | 109.8 | 76.2  | 93.8  | 93.8   | Q1 2004   |
| 91.3  | 103.5 | 110.1 | 74.5  | 94.8  | 94.8   | Q2        |
| 94.3  | 103.1 | 110.2 | 73.0  | 98.3  | 98.3   | Q3        |
| 92.0  | 107.3 | 114.5 | 75.3  | 90.1  | 90.1   | Q4        |
| 93.5  | 107.1 | 115.6 | 71.1  | 100.1 | 100.1  | Q1 2005   |
| 91.6  | 105.2 | 109.7 | 85.0  | 91.5  | 91.5   | Jan. 2004 |
| 91.3  | 101.7 | 108.6 | 73.1  | 96.0  | 96.0   | Feb.      |
| 90.8  | 103.1 | 111.0 | 70.6  | 94.0  | 94.0   | Mar.      |
| 91.3  | 103.3 | 110.2 | 74.6  | 92.9  | 92.9   | Apr.      |
| 91.5  | 103.5 | 109.9 | 74.1  | 94.8  | 94.8</ |           |

5. 業種別及び特殊分類別指数 5. Indices by Industry and by Use of Goods  
(2) 生産指数(生産額ウェイト) (2) Indices of Industrial Production (Production Weights)

| 分類<br>コード | 鉱工業<br>Mining and<br>manufacturing | 最終需要財<br>Final demand<br>goods | 投資財<br>Investment<br>goods | 資本財<br>Capital goods | 資本財<br>(除輸送機械)<br>Capital goods<br>(excl. Transport<br>equipment) | 製造設備用<br>For<br>manufacturing<br>equipment | 電力用<br>For<br>electricity | 通信・放送用<br>For<br>communication<br>and<br>broadcasting | 農業用<br>For<br>agriculture | 建設用<br>For<br>construction | 輸送用<br>For<br>transports | 事務用<br>For<br>offices | 時系列<br>Time series |      |         |        |        |        |        |       |       |      |      |      |       |
|-----------|------------------------------------|--------------------------------|----------------------------|----------------------|---|--|---------------------------|---|---------------------------|----------------------------|--------------------------|-----------------------|--------------------|------|---------|--------|--------|--------|--------|-------|-------|------|------|------|-------|
|           |                                    |                                |                            |                      |   |  |                           |   |                           |                            |                          |                       |                    | 300  | 301     | 302    | 303    | 304    | 305    | 306   | 307   | 308  | 309  | 310  | 311   |
|           |                                    |                                |                            |                      |   |  |                           |   |                           |                            |                          |                       |                    | ウェイト | 10000.0 | 4874.3 | 2336.4 | 1634.2 | 1290.7 | 459.3 | 126.4 | 91.9 | 42.9 | 91.4 | 336.4 |

| 原指数    |       |       |       |       |       |       |       |       |       |       |       |       |
|--------|-------|-------|-------|-------|-------|-------|-------|-------|-------|-------|-------|-------|
| 12年    | 100.0 | 100.0 | 100.0 | 100.0 | 100.0 | 100.0 | 100.0 | 100.0 | 100.0 | 100.0 | 100.0 | 100.0 |
| 13     | 93.4  | 95.5  | 93.4  | 93.3  | 91.8  | 85.6  | 93.4  | 104.7 | 85.6  | 84.4  | 99.3  | 96.6  |
| 14     | 92.7  | 91.1  | 85.6  | 84.6  | 79.0  | 74.0  | 83.6  | 78.5  | 88.6  | 78.0  | 106.1 | 80.7  |
| 15     | 95.8  | 91.4  | 85.8  | 86.0  | 81.3  | 82.8  | 78.0  | 62.2  | 93.3  | 96.8  | 104.2 | 77.5  |
| 16     | 100.9 | 95.9  | 94.4  | 99.0  | 93.9  | 106.8 | 82.9  | 55.4  | 101.9 | 125.3 | 118.1 | 80.7  |
| 12年度   | 100.0 | 100.2 | 100.5 | 101.0 | 101.8 | 103.9 | 97.0  | 103.2 | 96.8  | 97.2  | 98.4  | 102.6 |
| 13     | 91.1  | 93.0  | 89.3  | 88.5  | 85.6  | 76.2  | 93.8  | 99.4  | 83.7  | 78.8  | 99.1  | 90.9  |
| 14     | 94.0  | 91.2  | 85.5  | 84.8  | 79.4  | 76.6  | 80.3  | 75.4  | 89.9  | 81.0  | 105.3 | 79.6  |
| 15     | 97.4  | 92.6  | 87.7  | 88.9  | 84.2  | 89.0  | 77.3  | 56.6  | 97.7  | 104.5 | 107.1 | 78.2  |
| 16     | 101.2 | 96.8  | 96.0  | 101.6 | 94.9  | 108.0 | 83.8  | 54.4  | 103.4 | 130.0 | 127.1 | 80.4  |
| 16年 1月 | 93.6  | 85.5  | 84.3  | 86.7  | 81.9  | 86.7  | 67.3  | 53.4  | 97.1  | 107.3 | 105.3 | 78.9  |
| 2      | 97.9  | 93.0  | 92.9  | 97.1  | 93.2  | 100.6 | 79.9  | 57.0  | 115.4 | 114.2 | 112.0 | 86.1  |
| 3      | 112.4 | 112.3 | 117.6 | 127.2 | 128.7 | 148.7 | 129.5 | 88.3  | 120.6 | 127.6 | 122.0 | 109.2 |
| 4      | 99.1  | 92.6  | 86.2  | 89.4  | 83.6  | 91.4  | 64.8  | 50.1  | 110.9 | 117.4 | 111.7 | 74.1  |
| 5      | 94.2  | 85.8  | 83.1  | 86.2  | 81.1  | 93.7  | 64.0  | 45.2  | 97.2  | 108.8 | 105.9 | 68.6  |
| 6      | 103.9 | 98.8  | 96.1  | 102.0 | 97.2  | 111.6 | 87.2  | 54.2  | 107.9 | 130.6 | 120.5 | 82.3  |
| 7      | 103.9 | 98.7  | 94.8  | 99.6  | 92.8  | 109.1 | 81.8  | 50.4  | 96.3  | 127.2 | 125.5 | 76.3  |
| 8      | 94.6  | 87.1  | 87.1  | 91.3  | 87.2  | 106.3 | 80.5  | 45.4  | 91.1  | 116.1 | 107.1 | 67.1  |
| 9      | 106.2 | 104.3 | 107.2 | 115.1 | 111.6 | 126.6 | 107.1 | 57.7  | 98.0  | 143.3 | 127.9 | 100.7 |
| 10     | 100.5 | 95.1  | 89.7  | 90.9  | 83.5  | 92.5  | 76.8  | 49.8  | 85.4  | 131.0 | 118.4 | 70.3  |
| 11     | 102.9 | 98.9  | 94.8  | 97.3  | 89.6  | 102.9 | 76.1  | 50.7  | 95.9  | 141.2 | 125.6 | 73.9  |
| 12     | 101.1 | 98.2  | 99.4  | 104.8 | 96.6  | 110.9 | 79.2  | 62.9  | 107.3 | 138.6 | 135.6 | 81.0  |
| 17年 1月 | 95.3  | 89.7  | 92.6  | 99.6  | 89.1  | 97.0  | 70.1  | 54.0  | 105.1 | 124.2 | 139.2 | 82.5  |
| 2      | 98.8  | 96.7  | 97.5  | 105.1 | 93.0  | 102.3 | 81.7  | 57.1  | 114.4 | 131.7 | 151.4 | 77.2  |
| 3      | 113.8 | 115.2 | 124.0 | 137.6 | 132.9 | 151.8 | 136.3 | 75.5  | 131.3 | 150.2 | 155.8 | 111.0 |

| 季節調整済指数 |       |       |       |       |       |       |       |       |       |       |       |       |
|---------|-------|-------|-------|-------|-------|-------|-------|-------|-------|-------|-------|-------|
| 12年 1期  | 97.2  | 97.6  | 96.8  | 95.9  | 94.3  | 89.3  | 102.0 | 90.5  | 103.3 | 102.6 | 102.6 | 94.6  |
| 2       | 99.9  | 99.4  | 98.5  | 98.1  | 97.7  | 99.5  | 97.5  | 89.4  | 99.8  | 102.3 | 99.3  | 97.3  |
| 3       | 100.4 | 100.1 | 100.5 | 100.2 | 101.8 | 102.4 | 98.2  | 104.2 | 96.1  | 99.1  | 94.9  | 102.9 |
| 4       | 101.7 | 102.0 | 103.3 | 105.3 | 105.7 | 108.7 | 100.8 | 116.2 | 98.9  | 94.9  | 102.4 | 105.0 |
| 13年 1期  | 98.4  | 99.6  | 100.0 | 101.1 | 102.2 | 105.5 | 91.9  | 102.2 | 92.5  | 93.3  | 98.1  | 105.2 |
| 2       | 95.5  | 97.8  | 96.3  | 97.2  | 96.1  | 88.3  | 98.0  | 118.4 | 83.2  | 84.6  | 100.8 | 104.5 |
| 3       | 91.1  | 93.6  | 90.1  | 89.3  | 86.5  | 78.2  | 91.5  | 101.2 | 85.7  | 83.3  | 100.8 | 89.5  |
| 4       | 88.7  | 90.9  | 86.8  | 85.5  | 81.7  | 69.8  | 92.8  | 97.4  | 80.7  | 76.1  | 98.0  | 87.4  |
| 14年 1期  | 89.6  | 90.3  | 85.2  | 83.6  | 80.0  | 69.4  | 93.5  | 87.8  | 85.1  | 72.3  | 98.1  | 84.7  |
| 2       | 92.5  | 90.6  | 84.6  | 83.6  | 77.3  | 71.3  | 84.6  | 77.7  | 88.4  | 75.6  | 107.1 | 80.9  |
| 3       | 94.1  | 91.7  | 86.9  | 86.5  | 79.6  | 78.3  | 80.1  | 71.2  | 88.3  | 80.4  | 113.3 | 80.1  |
| 4       | 94.6  | 91.9  | 85.5  | 84.9  | 78.6  | 75.8  | 75.9  | 76.6  | 92.3  | 83.3  | 105.8 | 76.6  |
| 15年 1期  | 94.8  | 90.9  | 84.7  | 84.1  | 81.1  | 79.1  | 81.0  | 74.2  | 90.1  | 84.8  | 98.1  | 80.4  |
| 2       | 94.4  | 90.1  | 83.5  | 82.5  | 77.4  | 76.9  | 78.7  | 61.6  | 94.0  | 94.2  | 101.4 | 73.0  |
| 3       | 95.2  | 90.8  | 86.0  | 86.1  | 81.3  | 82.8  | 75.4  | 56.6  | 95.8  | 101.4 | 104.4 | 77.6  |
| 4       | 99.1  | 94.3  | 89.6  | 91.8  | 85.7  | 91.9  | 76.6  | 53.9  | 94.1  | 107.1 | 113.5 | 78.6  |
| 16年 1期  | 99.5  | 93.9  | 90.6  | 93.5  | 89.6  | 100.3 | 76.9  | 52.8  | 104.1 | 114.1 | 110.0 | 81.6  |
| 2       | 101.6 | 96.2  | 95.0  | 99.9  | 94.2  | 107.5 | 83.3  | 55.6  | 107.5 | 126.6 | 121.0 | 80.3  |
| 3       | 101.4 | 96.4  | 95.8  | 100.4 | 96.3  | 110.3 | 87.4  | 55.9  | 98.1  | 126.7 | 115.1 | 81.3  |
| 4       | 100.3 | 96.3  | 96.1  | 102.3 | 95.5  | 109.2 | 84.7  | 57.6  | 97.8  | 133.5 | 126.6 | 78.4  |
| 17年 1期  | 102.1 | 98.7  | 98.0  | 104.7 | 94.3  | 106.6 | 80.9  | 51.1  | 111.1 | 134.4 | 147.0 | 81.6  |
| 16年 1月  | 101.7 | 95.7  | 92.3  | 95.3  | 90.4  | 99.7  | 75.0  | 53.7  | 103.5 | 115.5 | 113.3 | 87.1  |
| 2       | 98.1  | 93.0  | 91.0  | 94.6  | 89.5  | 100.2 | 79.3  | 51.3  | 103.7 | 114.4 | 111.6 | 79.5  |
| 3       | 98.7  | 92.9  | 88.6  | 90.7  | 88.8  | 101.0 | 76.3  | 53.4  | 105.1 | 112.3 | 105.0 | 78.1  |
| 4       | 101.9 | 97.2  | 93.7  | 99.0  | 92.3  | 103.5 | 77.4  | 54.3  | 108.7 | 121.9 | 127.4 | 83.2  |
| 5       | 101.3 | 95.2  | 95.3  | 99.8  | 93.5  | 107.8 | 79.1  | 56.2  | 109.8 | 126.9 | 121.0 | 76.9  |
| 6       | 101.5 | 96.1  | 96.0  | 100.8 | 96.9  | 111.3 | 93.4  | 56.4  | 104.0 | 131.0 | 114.7 | 80.8  |
| 7       | 101.8 | 97.1  | 96.4  | 101.4 | 97.7  | 113.2 | 87.8  | 56.3  | 94.5  | 128.0 | 114.8 | 82.2  |
| 8       | 101.3 | 95.8  | 96.4  | 101.4 | 97.3  | 113.0 | 89.5  | 56.5  | 99.7  | 125.8 | 116.9 | 78.4  |
| 9       | 101.1 | 96.4  | 94.5  | 98.3  | 93.9  | 104.8 | 84.8  | 54.8  | 100.0 | 126.3 | 113.5 | 83.4  |
| 10      | 99.8  | 95.3  | 92.7  | 98.1  | 93.3  | 103.0 | 89.6  | 60.5  | 96.4  | 127.2 | 116.2 | 77.3  |
| 11      | 100.9 | 96.8  | 95.8  | 101.3 | 95.7  | 108.2 | 84.8  | 51.2  | 95.9  | 134.6 | 121.9 | 79.3  |
| 12      | 100.3 | 96.7  | 99.9  | 107.5 | 97.5  | 116.5 | 79.8  | 61.1  | 101.2 | 138.6 | 141.6 | 78.7  |
| 17年 1月  | 103.8 | 100.9 | 101.5 | 110.0 | 98.4  | 110.7 | 78.0  | 53.8  | 109.7 | 132.8 | 152.7 | 93.1  |
| 2       | 101.6 | 99.1  | 98.3  | 105.4 | 92.1  | 106.0 | 83.9  | 52.2  | 105.9 | 134.9 | 154.2 | 73.0  |
| 3       | 100.9 | 96.2  | 94.1  | 98.6  | 92.3  | 103.2 | 80.7  | 47.3  | 117.7 | 135.4 | 134.0 | 78.8  |

5. 業種別及び特殊分類別指数 5. Indices by Industry and by Use of Goods  
(2) 生産指数(生産額ウェイト) (2) Indices of Industrial Production (Production Weights)

| 分類<br>コード | その他の資本財<br>Other capital<br>goods | 建設財<br>Construction<br>goods | 建築用<br>For<br>construction | 土木用<br>For<br>engineering | 消費財<br>Consumer<br>goods | 耐久消費財<br>Durable<br>consumer<br>goods | 家事用<br>For house<br>work | 冷暖房用<br>For heating<br>and cooling<br>equipment | 家具・装<br>飾用品用<br>For furniture<br>and<br>furnishing | 教育・娯<br>楽用<br>For education<br>and<br>amusement | 乗用車・<br>二輪車<br>Passenger<br>cars and<br>motorcycles | 非耐久財<br>Non-durable<br>consumer<br>goods | 時系列<br>Time series | Industries<br>Code |       |       |       |       |        |        |      |      |      |       |       |        |
|-----------|-----------------------------------|------------------------------|----------------------------|---------------------------|--------------------------|---------------------------------------|--------------------------|---|--|---|---|--|--------------------|--------------------|-------|-------|-------|-------|--------|--------|------|------|------|-------|-------|--------|
|           |                                   |                              |                            |                           |                          |                                       |                          |   |  |   |   |  |                    |                    | 312   | 313   | 314   | 315   | 316    | 317    | 318  | 319  | 320  | 321   | 322   | 323    |
|           |                                   |                              |                            |                           |                          |                                       |                          |   |  |   |   |  |                    |                    | 141.3 | 702.2 | 551.9 | 150.3 | 2537.9 | 1194.4 | 72.2 | 43.4 | 55.0 | 309.3 | 714.5 | 1343.5 |

| Original Index |       |       |       |       |       |       |       |       |       |       |       |           |           |
|----------------|-------|-------|-------|-------|-------|-------|-------|-------|-------|-------|-------|-----------|-----------|
| 100.0          | 100.0 | 100.0 | 100.0 | 100.0 | 100.0 | 100.0 | 100.0 | 100.0 | 100.0 | 100.0 | 100.0 | 100.0     | C.Y. 2000 |
| 96.7           | 93.4  | 93.4  | 93.6  | 97.4  | 95.8  | 96.0  | 100.5 | 91.1  | 90.6  | 98.1  | 98.8  | 98.8      | 2001      |
| 85.8           | 87.8  | 87.9  | 87.2  | 96.2  | 95.6  | 85.2  | 82.1  | 79.3  | 85.2  | 103.2 | 96.7  | 2002      |           |
| 87.7           | 85.4  | 87.3  | 78.5  | 96.6  | 97.8  | 77.8  | 76.7  | 75.1  | 99.1  | 102.3 | 95.5  | 2003      |           |
| 97.4           | 83.9  | 86.5  | 74.5  | 97.2  | 99.9  | 76.0  | 79.3  | 71.3  | 98.4  | 106.4 | 94.7  | 2004      |           |
| 100.3          | 99.3  | 99.0  | 100.4 | 99.8  | 99.7  | 101.0 | 98.9  | 98.7  | 100.5 | 99.3  | 100.0 | F.Y. 2000 |           |
| 92.5           | 91.3  | 91.5  | 90.7  | 96.3  | 94.3  | 90.6  | 96.7  | 86.6  | 86.4  | 98.6  | 98.1  | 2001      |           |
| 85.8           | 87.0  | 87.6  | 85.1  | 96.5  | 96.4  | 82.1  | 81.0  | 78.4  | 87.8  | 103.8 | 96.7  | 2002      |           |
| 90.3           | 85.0  | 87.3  | 76.5  | 97.1  | 98.9  | 78.0  | 75.8  | 74.5  | 100.9 | 103.4 | 95.5  | 2003      |           |
| 99.1           | 83.2  | 85.8  | 73.8  | 97.4  | 100.5 | 73.9  | 79.0  | 70.2  | 98.7  | 107.7 | 94.7  | 2004      |           |
| 84.4           | 78.7  | 81.7  | 67.7  | 86.7  | 91.2  | 67.4  | 55.8  | 71.9  | 81.6  | 101.4 | 82.6  | Jan. 2004 |           |
| 101.6          | 83.1  | 85.1  | 75.8  | 93.1  | 99.5  | 74.6  | 63.0  | 72.5  | 87.2  | 111.7 | 87.4  | Feb.      |           |
| 139.0          | 95.2  | 90.1  | 114.0 | 107.4 | 116.1 | 81.5  | 86.6  | 78.1  | 115.2 | 124.8 | 99.6  | Mar.      |           |
| 89.5           | 79.0  | 82.8  | 65.0  | 98.5  | 98.1  | 79.1  | 96.4  | 71.1  | 96.3  | 103.1 | 98.9  | Apr.      |           |
| 86.4           | 75.8  | 79.1  | 63.8  | 88.3  | 88.6  | 70.9  | 93.7  | 61.3  | 93.1  | 90.3  | 88.0  | May       |           |
| 98.9           | 82.5  | 85.8  | 70.2  | 101.3 | 106.6 | 84.9  | 113.6 | 64.0  | 104.0 | 112.7 | 96.6  | Jun.      |           |
| 94.5           | 83.8  | 88.4  | 66.9  | 102.2 | 104.1 | 87.6  | 108.3 | 68.6  | 97.3  | 111.2 | 100.6 | Jul.      |           |
| 87.6           | 77.2  | 81.6  | 61.3  | 87.0  | 82.0  | 70.8  | 65.8  | 65.3  | 85.1  | 84.1  | 91.5  | Aug.      |           |
| 113.4          | 88.9  | 91.1  | 81.1  | 101.6 | 108.8 | 74.9  | 64.2  | 73.7  | 110.4 | 117.0 | 95.3  | Sep.      |           |
| 85.9           | 86.8  | 90.5  | 73.2  | 100.0 | 102.6 | 74.0  | 63.1  | 77.7  | 103.9 | 109.3 | 97.7  | Oct.      |           |
| 90.2           | 89.0  | 92.5  | 76.4  | 102.6 | 108.1 | 76.4  | 74.7  | 75.7  | 114.7 | 113.0 | 97.7  | Nov.      |           |
| 97.0           | 87.0  | 89.3  | 78.4  | 97.1  | 92.9  | 69.6  | 65.9  | 75.6  | 92.4  | 98.5  | 100.8 | Dec.      |           |
| 93.6           | 76.4  | 79.4  | 65.5  | 87.1  | 91.9  | 58.8  | 53.6  | 66.8  | 77.9  | 105.5 | 82.9  | Jan. 2005 |           |
| 103.7          | 79.8  | 81.5  | 73.9  | 96.0  | 105.7 | 69.6  | 70.5  | 68.7  | 96.8  | 118.2 | 87.4  | Feb.      |           |
| 148.4          | 92.2  | 87.4  | 109.6 | 107.1 | 117.0 | 69.8  | 77.6  | 73.3  | 112.0 | 129.7 | 98.4  | Mar.      |           |

5. 業種別及び特殊分類別指数 5. Indices by Industry and by Use of Goods  
 (2) 生産指数(生産額ウエイト) (2) Indices of Industrial Production (Production Weights)

| 分類<br>コード                                | 業種別               |                                   |                          |                      | 特殊分類別             |                                    |             | Industries<br>Code |
|--|-------------------|-----------------------------------|--------------------------|----------------------|-------------------|------------------------------------|-------------|--------------------|
|  | 家事・用              | 教育・用                              | 被服・用                     | 飲食料品                 | 生産財               | 鉱工業用<br>生産財                        | その他用<br>生産財 |                    |
|  | For house<br>work | For education<br>and<br>amusement | Clothing and<br>footwear | Food and<br>beverage | Producer<br>goods | For mining<br>and<br>manufacturing | For others  |                    |
| 時系列                                      | 324               | 325                               | 326                      | 327                  | 328               | 329                                | 330         | Time series        |
| ウエイト                                     | 363.0             | 309.1                             | 97.5                     | 573.9                | 5125.7            | 5004.4                             | 121.3       | Weight             |
| <b>原指数</b> Original Index                |                   |                                   |                          |                      |                   |                                    |             |                    |
| 12年                                      | 100.0             | 100.0                             | 100.0                    | 100.0                | 100.0             | 100.0                              | 100.0       | C.Y. 2000          |
| 13                                       | 102.1             | 97.3                              | 88.0                     | 99.3                 | 91.4              | 91.3                               | 96.3        | 2001               |
| 14                                       | 101.2             | 95.5                              | 76.2                     | 97.8                 | 94.2              | 94.2                               | 94.9        | 2002               |
| 15                                       | 101.6             | 93.6                              | 67.9                     | 97.3                 | 100.0             | 100.0                              | 98.1        | 2003               |
| 16                                       | 103.5             | 92.7                              | 61.8                     | 95.9                 | 105.6             | 105.7                              | 99.6        | 2004               |
| 12年度                                     | 101.4             | 99.3                              | 96.8                     | 100.0                | 99.8              | 99.8                               | 99.5        | F.Y. 2000          |
| 13                                       | 101.4             | 96.7                              | 84.6                     | 98.9                 | 89.3              | 89.2                               | 94.5        | 2001               |
| 14                                       | 102.1             | 95.3                              | 74.5                     | 97.7                 | 96.6              | 96.6                               | 96.8        | 2002               |
| 15                                       | 102.2             | 93.5                              | 66.2                     | 97.2                 | 102.0             | 102.1                              | 98.2        | 2003               |
| 16                                       | 104.0             | 92.6                              | 60.2                     | 95.7                 | 105.4             | 105.5                              | 99.7        | 2004               |
| 16年 1月                                   | 94.7              | 86.1                              | 59.5                     | 77.1                 | 101.3             | 101.5                              | 95.0        | Jan. 2004          |
| 2  | 100.2             | 87.4                              | 65.8                     | 82.9                 | 102.7             | 102.7                              | 100.5       | Feb.               |
| 3  | 109.4             | 95.8                              | 70.7                     | 100.3                | 112.5             | 112.7                              | 105.2       | Mar.               |
| 4  | 106.2             | 93.4                              | 70.6                     | 102.1                | 105.2             | 105.3                              | 99.7        | Apr.               |
| 5  | 90.3              | 85.4                              | 60.5                     | 92.7                 | 102.1             | 102.3                              | 93.6        | May.               |
| 6  | 106.5             | 87.5                              | 61.0                     | 101.3                | 108.7             | 108.9                              | 99.1        | Jun.               |
| 7  | 107.3             | 98.1                              | 60.6                     | 104.4                | 108.8             | 109.0                              | 100.9       | Jul.               |
| 8  | 95.2              | 93.2                              | 57.2                     | 94.1                 | 101.7             | 101.9                              | 94.4        | Aug.               |
| 9  | 105.3             | 95.3                              | 61.1                     | 94.7                 | 107.9             | 108.1                              | 99.7        | Sep.               |
| 10                                       | 112.1             | 95.6                              | 60.1                     | 96.0                 | 105.7             | 105.8                              | 102.1       | Oct.               |
| 11                                       | 109.6             | 97.1                              | 57.9                     | 97.3                 | 106.7             | 106.8                              | 102.4       | Nov.               |
| 12                                       | 104.6             | 97.5                              | 56.6                     | 107.7                | 103.9             | 103.9                              | 102.4       | Dec.               |
| 17年 1月                                   | 96.6              | 89.6                              | 53.6                     | 75.6                 | 100.7             | 100.8                              | 95.7        | Jan. 2005          |
| 2  | 100.9             | 88.5                              | 59.1                     | 83.1                 | 100.7             | 100.8                              | 99.4        | Feb.               |
| 3  | 113.1             | 90.2                              | 63.8                     | 99.3                 | 112.5             | 112.6                              | 106.8       | Mar.               |
| <b>季節調整済指数</b> Seasonal Adjustment Index |                   |                                   |                          |                      |                   |                                    |             |                    |
| 12年 1期                                   | 95.3              | 100.2                             | 103.6                    | 99.8                 | 96.9              | 96.8                               | 99.1        | Q1 2000            |
| 2  | 99.6              | 100.0                             | 101.3                    | 99.7                 | 99.9              | 99.9                               | 99.9        | Q2                 |
| 3  | 100.9             | 100.4                             | 97.5                     | 100.2                | 100.8             | 100.8                              | 101.2       | Q3                 |
| 4  | 102.8             | 99.3                              | 96.0                     | 99.7                 | 101.5             | 101.6                              | 99.0        | Q4                 |
| 13年 1期                                   | 102.7             | 98.1                              | 92.5                     | 100.8                | 97.4              | 97.3                               | 98.7        | Q1 2001            |
| 2  | 103.6             | 98.6                              | 90.1                     | 100.6                | 92.9              | 92.8                               | 97.5        | Q2                 |
| 3  | 101.0             | 96.6                              | 86.1                     | 98.6                 | 88.9              | 88.8                               | 95.5        | Q3                 |
| 4  | 101.0             | 96.1                              | 83.1                     | 97.6                 | 86.7              | 86.5                               | 93.6        | Q4                 |
| 14年 1期                                   | 100.6             | 96.5                              | 79.0                     | 99.1                 | 89.0              | 89.0                               | 92.0        | Q1 2002            |
| 2  | 101.0             | 95.8                              | 76.0                     | 99.1                 | 94.0              | 94.0                               | 93.7        | Q2                 |
| 3  | 102.3             | 96.8                              | 75.4                     | 96.7                 | 96.5              | 96.5                               | 95.1        | Q3                 |
| 4  | 100.9             | 93.4                              | 74.3                     | 96.8                 | 97.2              | 97.2                               | 98.1        | Q4                 |
| 15年 1期                                   | 104.0             | 95.5                              | 72.2                     | 97.9                 | 98.7              | 98.7                               | 99.8        | Q1 2003            |
| 2  | 101.4             | 96.9                              | 68.0                     | 95.8                 | 98.2              | 98.2                               | 99.0        | Q2                 |
| 3  | 101.2             | 89.6                              | 66.7                     | 96.9                 | 99.6              | 99.7                               | 95.7        | Q3                 |
| 4  | 100.2             | 93.2                              | 64.9                     | 99.1                 | 103.8             | 103.9                              | 97.9        | Q4                 |
| 16年 1期                                   | 104.3             | 93.2                              | 64.1                     | 95.8                 | 104.9             | 105.0                              | 98.8        | Q1 2004            |
| 2  | 101.6             | 91.5                              | 62.3                     | 95.0                 | 106.4             | 106.6                              | 99.0        | Q2                 |
| 3  | 103.8             | 92.2                              | 60.6                     | 96.6                 | 106.2             | 106.3                              | 100.3       | Q3                 |
| 4  | 103.6             | 93.0                              | 59.8                     | 95.4                 | 104.2             | 104.3                              | 99.7        | Q4                 |
| 17年 1期                                   | 107.8             | 94.4                              | 58.4                     | 96.1                 | 105.3             | 105.4                              | 100.4       | Q1 2005            |
| 16年 1月                                   | 108.1             | 94.3                              | 65.6                     | 98.0                 | 106.1             | 106.2                              | 99.8        | Jan. 2004          |
| 2  | 101.2             | 93.8                              | 63.1                     | 93.0                 | 103.5             | 103.5                              | 98.4        | Feb.               |
| 3  | 103.6             | 91.6                              | 63.5                     | 96.3                 | 105.2             | 105.2                              | 98.1        | Mar.               |
| 4  | 104.1             | 94.4                              | 63.4                     | 96.4                 | 106.1             | 106.2                              | 98.4        | Apr.               |
| 5  | 97.3              | 91.0                              | 61.6                     | 94.4                 | 106.5             | 106.8                              | 99.3        | May.               |
| 6  | 103.3             | 89.2                              | 61.9                     | 94.1                 | 106.7             | 106.8                              | 99.3        | Jun.               |
| 7  | 103.7             | 93.2                              | 61.1                     | 97.7                 | 106.2             | 106.3                              | 100.1       | Jul.               |
| 8  | 103.9             | 90.6                              | 60.6                     | 96.4                 | 106.6             | 106.8                              | 100.9       | Aug.               |
| 9  | 103.8             | 92.9                              | 60.1                     | 95.7                 | 105.7             | 105.8                              | 99.9        | Sep.               |
| 10                                       | 105.2             | 92.9                              | 60.3                     | 96.1                 | 104.0             | 104.1                              | 100.5       | Oct.               |
| 11                                       | 103.2             | 94.2                              | 60.0                     | 94.7                 | 104.8             | 104.9                              | 100.1       | Nov.               |
| 12                                       | 102.5             | 91.8                              | 59.0                     | 95.3                 | 103.8             | 104.0                              | 98.6        | Dec.               |
| 17年 1月                                   | 110.2             | 99.2                              | 58.8                     | 96.9                 | 105.6             | 105.6                              | 100.3       | Jan. 2005          |
| 2  | 104.5             | 97.3                              | 58.4                     | 95.9                 | 104.4             | 104.5                              | 100.2       | Feb.               |
| 3  | 108.6             | 86.6                              | 58.0                     | 95.5                 | 106.0             | 106.1                              | 100.6       | Mar.               |

5. 業種別及び特殊分類別指数 5. Indices by Industry and by Use of Goods

(3) 生産者出荷指数 (3) Indices of Producer's Shipments

| 分類コード | 製造工業    |        |       |      |       |      |      |      |      |       |       |      |
|-------|---------|--------|-------|------|-------|------|------|------|------|-------|-------|------|
|       | 鉱工業     | 製造工業   |       |      |       |      |      |      |      |       |       |      |
| 時系列   | 1       | 2      | 3     | 4    | 5     | 6    | 7    | 8    | 9    | 10    | 11    | 12   |
|       | 10000.0 | 9988.8 | 427.8 | 22.4 | 166.6 | 32.0 | 69.8 | 69.3 | 67.7 | 234.7 | 244.8 | 46.8 |

| 原指数    | 製造工業  |       |       |       |       |       |       |       |       |       |       |       |
|--------|-------|-------|-------|-------|-------|-------|-------|-------|-------|-------|-------|-------|
|        | 1     | 2     | 3     | 4     | 5     | 6     | 7     | 8     | 9     | 10    | 11    | 12    |
| 12年    | 100.0 | 100.0 | 100.0 | 100.0 | 100.0 | 100.0 | 100.0 | 100.0 | 100.0 | 100.0 | 100.0 | 100.0 |
| 13     | 93.7  | 93.7  | 97.4  | 99.7  | 97.4  | 114.6 | 97.0  | 93.2  | 93.4  | 95.5  | 95.6  | 99.7  |
| 14     | 93.5  | 93.5  | 101.5 | 112.4 | 102.9 | 117.2 | 101.1 | 98.2  | 91.1  | 97.7  | 93.0  | 98.8  |
| 15     | 97.2  | 97.2  | 105.9 | 107.3 | 107.2 | 114.7 | 109.2 | 103.0 | 97.3  | 100.5 | 94.5  | 102.3 |
| 16     | 102.4 | 102.4 | 112.4 | 122.2 | 112.1 | 125.3 | 115.9 | 105.6 | 107.1 | 103.6 | 95.4  | 101.5 |
| 12年度   | 100.0 | 100.0 | 100.8 | 97.2  | 100.3 | 106.7 | 101.8 | 100.4 | 99.6  | 100.2 | 100.3 | 99.8  |
| 13     | 91.6  | 91.6  | 96.5  | 104.3 | 97.1  | 113.4 | 94.8  | 91.8  | 91.0  | 94.7  | 93.5  | 99.4  |
| 14     | 94.8  | 94.8  | 103.9 | 111.9 | 105.5 | 118.0 | 104.6 | 100.4 | 93.1  | 99.1  | 94.5  | 100.0 |
| 15     | 98.8  | 98.8  | 107.6 | 112.5 | 108.1 | 118.7 | 111.1 | 103.9 | 99.5  | 101.3 | 94.4  | 102.7 |
| 16     | 102.6 | 102.6 | 112.5 | 118.0 | 112.7 | 122.6 | 117.1 | 105.1 | 108.4 | 103.4 | 94.9  | 101.7 |
| 16年 1月 | 93.4  | 93.4  | 108.3 | 133.2 | 107.8 | 116.6 | 112.5 | 104.0 | 97.4  | 100.9 | 92.6  | 105.8 |
| 2      | 99.1  | 99.1  | 109.4 | 118.2 | 107.4 | 135.5 | 113.0 | 101.8 | 103.0 | 100.3 | 95.4  | 100.4 |
| 3      | 118.5 | 118.6 | 123.7 | 133.4 | 122.1 | 162.4 | 123.3 | 114.7 | 116.2 | 111.6 | 104.0 | 108.5 |
| 4      | 98.9  | 98.9  | 107.8 | 116.0 | 108.1 | 110.2 | 112.3 | 101.1 | 105.5 | 100.2 | 96.7  | 102.3 |
| 5      | 94.1  | 94.1  | 108.5 | 117.3 | 111.1 | 120.8 | 110.6 | 101.6 | 98.2  | 100.4 | 88.4  | 96.0  |
| 6      | 105.3 | 105.3 | 113.8 | 120.4 | 113.9 | 127.1 | 115.8 | 106.0 | 111.0 | 104.7 | 97.2  | 101.7 |
| 7      | 105.1 | 105.1 | 115.5 | 119.6 | 114.9 | 123.7 | 119.3 | 111.1 | 112.2 | 107.3 | 97.1  | 101.2 |
| 8      | 94.7  | 94.7  | 102.9 | 112.6 | 104.3 | 110.6 | 107.1 | 94.8  | 96.3  | 96.0  | 85.9  | 92.8  |
| 9      | 110.8 | 110.9 | 116.3 | 119.1 | 115.0 | 127.4 | 122.2 | 111.4 | 112.1 | 108.2 | 98.9  | 104.2 |
| 10     | 101.1 | 101.2 | 111.6 | 128.5 | 109.8 | 118.5 | 113.7 | 104.8 | 111.7 | 101.2 | 97.6  | 103.7 |
| 11     | 103.9 | 103.9 | 118.3 | 126.4 | 117.4 | 126.3 | 124.3 | 112.0 | 114.1 | 109.5 | 99.3  | 102.6 |
| 12     | 104.1 | 104.1 | 112.6 | 121.4 | 113.2 | 124.5 | 116.6 | 104.2 | 107.2 | 102.4 | 91.8  | 98.9  |
| 17年 1月 | 93.8  | 93.8  | 109.6 | 108.7 | 112.4 | 111.4 | 116.7 | 102.1 | 102.6 | 101.2 | 89.1  | 97.9  |
| 2      | 99.0  | 99.0  | 108.6 | 100.4 | 106.9 | 123.4 | 116.3 | 99.7  | 109.5 | 97.3  | 92.6  | 99.8  |
| 3      | 120.1 | 120.2 | 124.8 | 125.3 | 125.4 | 146.7 | 130.2 | 112.5 | 119.8 | 111.8 | 104.0 | 119.0 |

| 季節調整指数 | 製造工業  |       |       |       |       |       |       |       |       |       |       |       |
|--------|-------|-------|-------|-------|-------|-------|-------|-------|-------|-------|-------|-------|
|        | 1     | 2     | 3     | 4     | 1     | 2     | 3     | 4     | 1     | 2     | 3     | 4     |
| 12年 1期 | 96.9  | 96.8  | 96.6  | 103.1 | 96.9  | 93.7  | 94.4  | 95.5  | 97.3  | 96.6  | 95.9  | 99.7  |
| 2      | 100.1 | 100.1 | 99.8  | 98.3  | 100.0 | 98.5  | 99.2  | 99.7  | 100.2 | 99.6  | 99.7  | 99.5  |
| 3      | 100.7 | 100.7 | 100.9 | 95.3  | 101.5 | 99.7  | 101.4 | 101.8 | 100.1 | 101.3 | 100.9 | 99.6  |
| 4      | 101.3 | 101.4 | 101.5 | 101.2 | 100.4 | 106.7 | 103.1 | 102.0 | 101.7 | 101.2 | 102.8 | 100.7 |
| 13年 1期 | 98.4  | 98.4  | 101.2 | 93.8  | 99.5  | 120.8 | 103.6 | 98.4  | 97.2  | 98.8  | 98.6  | 99.8  |
| 2      | 95.5  | 95.5  | 97.4  | 101.5 | 97.7  | 103.9 | 96.8  | 94.7  | 95.0  | 95.6  | 96.6  | 99.1  |
| 3      | 91.8  | 91.8  | 96.3  | 104.8 | 95.9  | 112.5 | 94.7  | 92.2  | 92.9  | 93.9  | 95.1  | 100.2 |
| 4      | 89.3  | 89.3  | 94.7  | 98.4  | 96.5  | 119.1 | 93.0  | 87.6  | 88.7  | 93.5  | 92.1  | 99.6  |
| 14年 1期 | 90.5  | 90.5  | 97.9  | 113.1 | 98.8  | 115.9 | 95.0  | 93.1  | 88.4  | 96.2  | 90.9  | 99.2  |
| 2      | 93.7  | 93.7  | 101.0 | 106.9 | 102.2 | 119.9 | 100.6 | 97.4  | 90.4  | 97.6  | 92.9  | 100.3 |
| 3      | 94.6  | 94.6  | 103.8 | 115.9 | 105.0 | 121.6 | 103.5 | 101.1 | 91.5  | 98.4  | 93.2  | 96.9  |
| 4      | 95.3  | 95.4  | 103.3 | 113.4 | 105.5 | 110.6 | 104.9 | 101.1 | 94.4  | 98.6  | 95.2  | 98.9  |
| 15年 1期 | 95.8  | 95.8  | 106.8 | 109.7 | 108.9 | 118.7 | 109.2 | 102.2 | 96.0  | 101.3 | 96.3  | 103.9 |
| 2      | 95.9  | 95.9  | 105.1 | 102.9 | 107.9 | 110.0 | 107.7 | 102.4 | 96.2  | 100.9 | 93.0  | 99.5  |
| 3      | 96.7  | 96.7  | 104.4 | 103.9 | 105.2 | 112.2 | 108.6 | 102.0 | 97.3  | 99.3  | 93.8  | 101.7 |
| 4      | 100.6 | 100.7 | 107.6 | 113.0 | 107.4 | 116.3 | 112.1 | 106.4 | 99.9  | 101.2 | 95.1  | 104.5 |
| 16年 1期 | 100.7 | 100.7 | 111.1 | 126.0 | 110.1 | 130.1 | 114.5 | 104.2 | 102.5 | 102.4 | 94.5  | 103.6 |
| 2      | 103.3 | 103.3 | 113.5 | 121.0 | 113.2 | 130.9 | 116.0 | 106.4 | 107.0 | 105.3 | 96.0  | 100.7 |
| 3      | 103.0 | 103.1 | 110.4 | 119.0 | 110.3 | 117.3 | 113.9 | 103.4 | 109.4 | 101.9 | 95.8  | 100.7 |
| 4      | 102.1 | 102.2 | 114.3 | 123.2 | 114.3 | 124.7 | 119.1 | 108.2 | 108.6 | 104.2 | 94.5  | 100.0 |
| 17年 1期 | 102.5 | 102.5 | 112.9 | 110.3 | 113.9 | 121.5 | 120.6 | 103.4 | 109.0 | 102.8 | 93.6  | 105.3 |
| 16年 1月 | 103.7 | 103.7 | 115.1 | 136.7 | 111.6 | 130.0 | 120.7 | 111.5 | 103.0 | 106.0 | 96.0  | 107.3 |
| 2      | 98.7  | 98.7  | 107.5 | 120.7 | 107.9 | 128.8 | 111.1 | 98.5  | 100.2 | 100.2 | 93.7  | 100.8 |
| 3      | 99.6  | 99.7  | 110.7 | 120.5 | 110.9 | 131.6 | 111.8 | 102.5 | 104.4 | 100.9 | 93.9  | 102.7 |
| 4      | 103.0 | 103.0 | 116.0 | 122.6 | 115.8 | 137.0 | 119.7 | 107.8 | 106.5 | 108.6 | 96.9  | 101.7 |
| 5      | 103.5 | 103.5 | 112.3 | 121.6 | 112.0 | 128.9 | 114.2 | 105.9 | 106.6 | 103.8 | 95.8  | 100.2 |
| 6      | 103.4 | 103.4 | 112.1 | 118.8 | 111.7 | 126.9 | 114.2 | 105.6 | 108.0 | 103.4 | 95.3  | 100.2 |
| 7      | 103.9 | 103.9 | 112.9 | 120.2 | 112.5 | 125.3 | 115.8 | 106.6 | 109.2 | 105.0 | 95.1  | 100.7 |
| 8      | 102.5 | 102.5 | 107.4 | 114.2 | 108.6 | 118.5 | 109.3 | 97.2  | 109.2 | 97.9  | 95.7  | 99.9  |
| 9      | 102.6 | 102.8 | 110.9 | 122.7 | 109.8 | 108.2 | 116.7 | 106.3 | 109.8 | 102.9 | 96.6  | 101.4 |
| 10     | 102.0 | 102.1 | 113.2 | 127.9 | 111.5 | 131.5 | 115.2 | 106.6 | 107.7 | 102.4 | 95.1  | 101.3 |
| 11     | 102.3 | 102.3 | 117.9 | 126.3 | 118.5 | 125.4 | 126.3 | 111.1 | 109.8 | 108.2 | 95.2  | 99.9  |
| 12     | 102.0 | 102.1 | 111.9 | 115.4 | 113.0 | 117.1 | 115.8 | 106.9 | 108.2 | 102.1 | 93.3  | 98.9  |
| 17年 1月 | 104.3 | 104.2 | 115.6 | 108.6 | 115.7 | 120.9 | 123.9 | 109.4 | 109.0 | 106.2 | 92.9  | 100.2 |
| 2      | 101.3 | 101.3 | 110.0 | 106.4 | 110.7 | 121.9 | 117.8 | 99.0  | 109.2 | 100.0 | 93.0  | 102.9 |
| 3      | 102.0 | 102.1 | 113.2 | 115.9 | 115.2 | 121.7 | 120.2 | 101.8 | 108.7 | 102.1 | 94.9  | 112.9 |

5. 業種別及び特殊分類別指数 5. Indices by Industry and by Use of Goods

(3) 生産者出荷指数 (3) Indices of Producer's Shipments

| 分類コード | 製造工業    |        |       |      |       |      |      |      |      |       |       |      | Industries Code |
|-------|---------|--------|-------|------|-------|------|------|------|------|-------|-------|------|-----------------|
|       | 1       | 2      | 3     | 4    | 5     | 6    | 7    | 8    | 9    | 10    | 11    | 12   |                 |
| 時系列   | 10000.0 | 9988.8 | 427.8 | 22.4 | 166.6 | 32.0 | 69.8 | 69.3 | 67.7 | 234.7 | 244.8 | 46.8 |                 |

| 原指数    | 製造工業  |       |       |       |       |       |       |       |       |       |       |       | Industries Code |
|--------|-------|-------|-------|-------|-------|-------|-------|-------|-------|-------|-------|-------|-----------------|
|        | 1     | 2     | 3     | 4     | 5     | 6     | 7     | 8     | 9     | 10    | 11    | 12    |                 |
| 12年    | 100.0 | 100.0 | 100.0 | 100.0 | 100.0 | 100.0 | 100.0 | 100.0 | 100.0 | 100.0 | 100.0 | 100.0 | C.Y. 2000       |
| 13     | 93.7  | 93.7  | 97.4  | 99.7  | 97.4  | 114.6 | 97.0  | 93.2  | 93.4  | 95.5  | 95.6  | 99.7  | 88.4            |
| 14     | 93.5  | 93.5  | 101.5 | 112.4 | 102.9 | 117.2 | 101.1 | 98.2  | 91.1  | 97.7  | 93.0  | 98.8  | 85.3            |
| 15     | 97.2  | 97.2  | 105.9 | 107.3 | 107.2 | 114.7 | 109.2 | 103.0 | 97.3  | 100.5 | 94.5  | 102.3 | 80.5            |
| 16     | 102.4 | 102.4 | 112.4 | 122.2 | 112.1 | 125.3 | 115.9 | 105.6 | 107.1 | 103.6 | 95.4  | 101.5 | 87.6            |
| 12年度   | 100.0 | 100.0 | 100.8 | 97.2  | 100.3 | 106.7 | 101.8 | 100.4 | 99.6  | 100.2 | 100.3 | 99.8  | F.Y. 2000       |
| 13     | 91.6  | 91.6  | 96.5  | 104.3 | 97.1  | 113.4 | 94.8  | 91.8  | 91.0  | 94.7  | 93.5  | 99.4  | 84.8            |
| 14     | 94.8  | 94.8  | 103.9 | 111.9 | 105.5 | 118.0 | 104.6 | 100.4 | 93.1  | 99.1  | 94.5  | 100.0 | 79.5            |
| 15     | 98.8  | 98.8  | 107.6 | 112.5 | 108.1 | 118.7 | 111.1 | 103.9 | 99.5  | 101.3 | 94.4  | 102.7 | 89.2            |
| 16     | 102.6 | 102.6 | 112.5 | 118.0 | 112.7 | 122.6 | 117.1 | 105.1 | 108.4 | 103.4 | 94.9  | 101.7 | 83.3            |
| 16年 1月 | 93.4  | 93.4  | 108.3 | 133.2 | 107.8 | 116.6 | 112.5 | 104.0 | 97.4  | 100.9 | 92.6  | 105.8 | 80.1            |
| 2      | 99.1  | 99.1  | 109.4 | 118.2 | 107.4 | 135.5 | 113.0 | 101.8 | 103.0 | 100.3 | 95.4  | 100.4 | 109.0           |
| 3      | 118.5 | 118.6 | 123.7 | 133.4 | 122.1 | 162.4 | 123.3 | 114.7 | 116.2 | 111.6 | 104.0 | 108.5 | 207.2           |
| 4      | 98.9  | 98.9  | 107.8 | 116.0 | 108.1 | 110.2 | 112.3 | 101.1 | 105.5 | 100.2 | 96.7  | 102.3 | 50.8            |
| 5      | 94.1  | 94.1  | 108.5 | 117.3 | 111.1 | 120.8 | 110.6 | 101.6 | 98.2  | 100.4 | 88.4  | 96.0  | 71.7            |
| 6      | 105.3 | 105.3 | 113.8 | 120.4 | 113.9 | 127.1 | 115.8 | 106.0 | 111.0 | 104.7 | 97.2  | 101.7 | 69.1            |
| 7      | 105.1 | 105.1 | 115.5 | 119.6 | 114.9 | 123.7 | 119.3 | 111.1 | 112.2 | 107.3 | 97.1  | 101.2 | 127.2           |
| 8      | 94.7  | 94.7  | 102.9 | 112.6 | 104.3 | 110.6 | 107.1 | 94.8  | 96.3  | 96.0  | 85.9  | 92.8  | 61.7            |
| 9      | 110.8 | 110.9 | 116.3 | 119.1 | 115.0 | 127.4 | 122.2 | 111.4 | 112.1 | 108.2 | 98.9  | 104.2 | 92.9            |
| 10     | 101.1 | 101.2 | 111.6 | 128.5 | 109.8 | 118.5 | 113.7 | 104.8 | 111.7 | 101.2 | 97.6  | 103.7 | 124.6           |
| 11     | 103.9 | 103.9 | 118.3 | 126.4 | 117.4 | 126.3 | 124.3 | 112.0 | 114.1 | 109.5 | 99.3  | 102.6 | 130.1           |
| 12     | 104.1 | 104.1 | 112.6 | 121.4 | 113.2 | 124.5 | 116.6 | 104.2 | 107.2 | 102.4 | 91.8  | 98.9  | 54.2            |
| 17年 1月 | 93.8  | 93.8  | 109.6 | 108.7 | 112.4 | 111.4 | 1     |       |       |       |       |       |                 |



5. 業種別及び特殊分類別指数 5. Indices by Industry and by Use of Goods  
(3) 生産者出荷指数 (3) Indices of Producer's Shipments

| 分類<br>コード | 特殊産業<br>機                          | 風水力機械・<br>油圧機器                                | 運搬機械                   | 産業用<br>ロボット          | 農業用機械                     | 金属工作<br>機                  | 金属加工<br>機                     | 繊維機械                 | 事務用機械               | 冷凍機・<br>同用品                                 | 金<br>型            | 機械工具                  |
|-----------|------------------------------------|---|------------------------|----------------------|---------------------------|----------------------------|-------------------------------|----------------------|---------------------|---|-------------------|-----------------------|
|           | Special<br>industrial<br>machinery | Fans, pumps and<br>oil hydraulic<br>equipment | Conveying<br>machinery | Industrial<br>robots | Agricultural<br>machinery | Metal cutting<br>machinery | Metal<br>forming<br>machinery | Textile<br>machinery | Office<br>machinery | Refrigerating<br>machines and<br>appliances | Molds and<br>dies | Tools for<br>machines |
|           | 25                                 | 26  | 27                     | 28                   | 29                        | 30                         | 31                            | 32                   | 33                  | 34  | 35                | 36                    |

| 時系列    | 25    | 26    | 27    | 28    | 29    | 30    | 31    | 32    | 33    | 34    | 35    | 36    |
|--------|-------|-------|-------|-------|-------|-------|-------|-------|-------|-------|-------|-------|
| ウェイト   | 209.0 | 94.2  | 49.8  | 33.3  | 44.6  | 64.3  | 14.4  | 22.9  | 65.8  | 65.8  | 34.0  | 33.9  |
| 原指数    |       |       |       |       |       |       |       |       |       |       |       |       |
| 12年    | 100.0 | 100.0 | 100.0 | 100.0 | 100.0 | 100.0 | 100.0 | 100.0 | 100.0 | 100.0 | 100.0 | 100.0 |
| 13     | 80.7  | 85.5  | 99.8  | 69.4  | 88.8  | 94.0  | 111.4 | 81.3  | 106.1 | 99.5  | 107.0 | 88.4  |
| 14     | 66.4  | 79.0  | 94.9  | 68.0  | 93.8  | 74.0  | 84.4  | 82.0  | 117.7 | 102.4 | 104.9 | 81.4  |
| 15     | 77.7  | 87.6  | 96.9  | 86.4  | 97.0  | 88.0  | 106.5 | 83.9  | 121.0 | 104.6 | 98.6  | 81.7  |
| 16     | 114.0 | 101.2 | 101.5 | 106.4 | 104.8 | 111.5 | 121.1 | 73.1  | 126.6 | 107.2 | 104.6 | 91.3  |
| 12年度   | 104.8 | 100.2 | 103.0 | 98.2  | 97.0  | 105.5 | 104.6 | 100.6 | 102.4 | 101.3 | 102.6 | 99.3  |
| 13     | 68.8  | 79.0  | 97.2  | 61.4  | 88.7  | 81.8  | 103.4 | 73.0  | 107.8 | 98.3  | 106.8 | 84.2  |
| 14     | 70.4  | 80.8  | 94.0  | 73.3  | 94.3  | 76.4  | 90.0  | 88.7  | 116.8 | 104.2 | 101.7 | 81.9  |
| 15     | 85.9  | 92.5  | 100.6 | 92.1  | 101.2 | 93.3  | 109.0 | 81.2  | 126.3 | 105.4 | 102.4 | 83.6  |
| 16     | 115.9 | 102.4 | 102.1 | 109.0 | 106.5 | 119.3 | 118.8 | 71.2  | 126.6 | 106.8 | 101.6 | 93.2  |
| 16年 1月 | 85.0  | 88.0  | 97.8  | 85.9  | 89.5  | 88.5  | 103.2 | 77.1  | 122.4 | 92.3  | 97.9  | 86.3  |
| 2      | 107.6 | 101.8 | 94.5  | 101.6 | 107.1 | 90.4  | 113.4 | 72.8  | 129.7 | 108.8 | 111.0 | 85.8  |
| 3      | 155.3 | 130.6 | 180.0 | 119.2 | 147.0 | 147.1 | 192.1 | 80.7  | 170.2 | 125.7 | 135.1 | 99.4  |
| 4      | 95.5  | 93.4  | 67.3  | 101.5 | 113.8 | 95.6  | 97.1  | 75.4  | 112.1 | 112.9 | 89.5  | 91.7  |
| 5      | 99.2  | 89.1  | 76.8  | 95.2  | 99.3  | 102.6 | 99.2  | 72.9  | 109.6 | 103.4 | 85.5  | 87.2  |
| 6      | 122.4 | 107.5 | 89.6  | 114.7 | 112.1 | 112.9 | 103.1 | 83.4  | 125.4 | 120.9 | 97.2  | 96.9  |
| 7      | 122.2 | 104.5 | 86.0  | 112.5 | 96.4  | 108.8 | 82.2  | 74.7  | 130.4 | 112.9 | 104.4 | 91.6  |
| 8      | 119.3 | 93.8  | 95.7  | 106.7 | 104.3 | 105.7 | 102.7 | 67.5  | 117.2 | 88.1  | 93.0  | 86.1  |
| 9      | 137.1 | 110.5 | 148.7 | 113.7 | 106.2 | 134.6 | 231.2 | 72.7  | 137.1 | 106.3 | 115.5 | 97.3  |
| 10     | 92.5  | 97.6  | 93.2  | 106.5 | 81.1  | 102.8 | 99.7  | 64.3  | 117.0 | 108.8 | 111.7 | 90.5  |
| 11     | 111.6 | 99.6  | 83.2  | 106.4 | 95.9  | 120.6 | 120.4 | 71.0  | 123.8 | 105.7 | 102.8 | 91.2  |
| 12     | 120.0 | 98.0  | 105.6 | 112.4 | 104.5 | 128.6 | 109.0 | 64.9  | 123.7 | 100.9 | 112.0 | 91.4  |
| 17年 1月 | 101.4 | 92.1  | 98.7  | 97.5  | 96.7  | 123.1 | 113.9 | 62.8  | 124.5 | 81.9  | 86.0  | 92.0  |
| 2      | 107.6 | 100.4 | 101.7 | 109.5 | 111.2 | 122.5 | 95.5  | 63.6  | 117.7 | 109.0 | 98.4  | 97.6  |
| 3      | 161.6 | 142.3 | 178.2 | 131.1 | 155.9 | 174.3 | 172.1 | 81.0  | 180.7 | 130.7 | 122.8 | 104.9 |

| 季節調整指数 | 25    | 26    | 27    | 28    | 29    | 30    | 31    | 32    | 33    | 34    | 35    | 36    |
|--------|-------|-------|-------|-------|-------|-------|-------|-------|-------|-------|-------|-------|
| 12年 1期 | 86.9  | 94.5  | 93.1  | 93.9  | 103.2 | 92.2  | 104.8 | 91.0  | 96.1  | 96.9  | 94.4  | 98.2  |
| 2      | 98.5  | 99.4  | 98.0  | 97.4  | 98.7  | 95.3  | 91.1  | 99.7  | 95.8  | 99.0  | 106.0 | 99.7  |
| 3      | 101.7 | 100.9 | 109.5 | 102.2 | 97.4  | 103.1 | 95.3  | 100.5 | 104.8 | 99.0  | 98.4  | 101.0 |
| 4      | 112.5 | 104.3 | 98.0  | 104.9 | 98.8  | 110.2 | 111.0 | 108.9 | 102.0 | 104.2 | 101.5 | 100.6 |
| 13年 1期 | 107.3 | 97.7  | 103.6 | 90.9  | 94.0  | 112.7 | 120.6 | 95.9  | 105.7 | 103.2 | 104.6 | 96.8  |
| 2      | 85.6  | 88.2  | 107.7 | 72.5  | 92.3  | 100.6 | 103.5 | 87.4  | 105.0 | 99.0  | 96.7  | 92.0  |
| 3      | 69.7  | 80.8  | 89.4  | 61.3  | 86.6  | 89.3  | 132.9 | 77.7  | 101.3 | 100.8 | 105.8 | 85.3  |
| 4      | 60.6  | 74.7  | 99.1  | 54.4  | 84.6  | 72.1  | 87.3  | 63.9  | 113.1 | 94.9  | 120.5 | 79.5  |
| 14年 1期 | 60.2  | 73.8  | 95.2  | 56.8  | 91.0  | 68.7  | 85.9  | 62.9  | 112.4 | 98.9  | 105.0 | 80.2  |
| 2      | 62.2  | 77.4  | 96.2  | 68.0  | 92.8  | 73.7  | 78.0  | 80.5  | 114.0 | 102.2 | 103.1 | 80.5  |
| 3      | 72.0  | 82.0  | 91.7  | 71.2  | 97.3  | 78.0  | 82.5  | 90.3  | 118.6 | 103.2 | 116.5 | 82.1  |
| 4      | 68.8  | 83.4  | 97.6  | 75.4  | 94.5  | 76.5  | 85.4  | 93.5  | 128.5 | 105.8 | 95.5  | 82.8  |
| 15年 1期 | 74.1  | 82.0  | 91.0  | 79.0  | 94.8  | 78.8  | 101.7 | 93.5  | 111.3 | 106.2 | 93.7  | 82.2  |
| 2      | 68.2  | 86.5  | 93.6  | 82.3  | 99.3  | 85.7  | 89.5  | 86.7  | 119.2 | 101.5 | 102.3 | 80.4  |
| 3      | 81.2  | 87.6  | 101.4 | 86.7  | 98.3  | 88.5  | 106.8 | 71.9  | 125.2 | 103.3 | 96.9  | 79.6  |
| 4      | 84.3  | 95.5  | 100.8 | 98.6  | 98.1  | 100.8 | 118.5 | 86.0  | 130.9 | 109.4 | 102.7 | 85.0  |
| 16年 1期 | 103.8 | 98.6  | 101.4 | 100.4 | 110.4 | 98.4  | 114.8 | 80.2  | 127.6 | 106.2 | 105.2 | 88.0  |
| 2      | 116.8 | 103.7 | 99.4  | 104.3 | 116.9 | 114.7 | 118.5 | 74.7  | 116.7 | 107.2 | 98.0  | 91.7  |
| 3      | 122.9 | 100.6 | 104.4 | 111.3 | 99.3  | 106.9 | 121.2 | 67.8  | 130.2 | 106.3 | 105.8 | 94.2  |
| 4      | 112.7 | 102.0 | 99.0  | 109.8 | 95.8  | 128.6 | 125.9 | 69.9  | 132.0 | 108.5 | 109.3 | 90.9  |
| 17年 1期 | 112.6 | 103.9 | 105.1 | 112.1 | 118.3 | 130.5 | 110.7 | 72.7  | 128.5 | 104.9 | 94.8  | 96.7  |
| 16年 1月 | 97.9  | 97.5  | 105.5 | 100.5 | 118.6 | 105.8 | 123.9 | 88.3  | 127.7 | 108.2 | 107.1 | 90.7  |
| 2      | 105.8 | 100.2 | 95.9  | 102.2 | 109.8 | 88.5  | 106.5 | 77.0  | 127.6 | 105.8 | 107.3 | 84.0  |
| 3      | 107.8 | 98.1  | 102.8 | 98.5  | 102.9 | 100.9 | 114.0 | 75.4  | 127.5 | 104.5 | 101.1 | 89.2  |
| 4      | 111.8 | 101.7 | 88.8  | 103.8 | 115.9 | 109.0 | 116.8 | 74.3  | 110.6 | 106.7 | 94.5  | 89.3  |
| 5      | 115.5 | 102.6 | 100.9 | 102.9 | 111.6 | 120.6 | 110.2 | 74.5  | 113.9 | 105.8 | 101.4 | 91.0  |
| 6      | 123.0 | 106.7 | 108.4 | 106.2 | 123.3 | 114.4 | 128.5 | 75.4  | 125.6 | 109.0 | 98.2  | 94.8  |
| 7      | 129.0 | 105.7 | 102.3 | 106.5 | 101.0 | 107.8 | 82.3  | 71.5  | 136.1 | 105.9 | 104.7 | 95.6  |
| 8      | 126.4 | 101.9 | 104.9 | 120.6 | 102.3 | 110.7 | 106.0 | 69.2  | 125.7 | 105.6 | 106.5 | 93.0  |
| 9      | 113.3 | 94.3  | 106.1 | 106.7 | 94.7  | 102.1 | 175.3 | 62.8  | 128.8 | 107.4 | 106.2 | 93.9  |
| 10     | 97.2  | 101.8 | 102.0 | 108.5 | 102.3 | 124.8 | 114.3 | 68.0  | 130.6 | 111.9 | 111.9 | 91.7  |
| 11     | 115.5 | 103.0 | 97.3  | 109.2 | 93.4  | 127.2 | 140.9 | 72.4  | 133.1 | 105.3 | 106.0 | 89.4  |
| 12     | 125.3 | 101.3 | 97.6  | 111.8 | 91.6  | 133.9 | 122.5 | 69.4  | 132.2 | 108.3 | 110.0 | 91.5  |
| 17年 1月 | 116.6 | 101.1 | 103.4 | 112.5 | 125.8 | 150.0 | 140.6 | 72.8  | 125.8 | 96.3  | 92.0  | 96.7  |
| 2      | 111.3 | 101.3 | 106.7 | 113.9 | 118.5 | 123.7 | 94.4  | 68.5  | 119.9 | 108.8 | 98.4  | 98.1  |
| 3      | 109.9 | 109.3 | 105.1 | 110.0 | 110.7 | 117.8 | 97.1  | 76.7  | 139.9 | 109.6 | 94.0  | 95.3  |

5. 業種別及び特殊分類別指数 5. Indices by Industry and by Use of Goods  
(3) 生産者出荷指数 (3) Indices of Producer's Shipments

| 分類<br>コード | その他の<br>一般機械                     | 一般機械部<br>品                          | 電気機械<br>工業              | 回転電気<br>機                           | 静止電気<br>機                             | 開閉制御<br>装置・機器        | 民生用<br>電気機械                          | 配線・照<br>明用器具                        | 電子装<br>置                              | 電気計測<br>器                              | 電池        | 情報通信<br>機械工業  | Industries<br>Code |
|-----------|----------------------------------|-------------------------------------|-------------------------|-------------------------------------|---------------------------------------|----------------------|--------------------------------------|-------------------------------------|---------------------------------------|--|-----------|---|--------------------|
|           | Other<br>industrial<br>machinery | Parts of<br>industrial<br>machinery | Electrical<br>machinery | Electrical<br>rotating<br>machinery | Electrical<br>stationary<br>machinery | Switching<br>devices | Household<br>electrical<br>machinery | Wiring<br>devices and<br>luminaries | Associated<br>electronic<br>equipment | Electrical<br>measuring<br>instruments | Batteries | Information<br>and<br>communication<br>electronics<br>equipment |                    |
|           | 37                               | 38                                  | 39                      | 40                                  | 41                                    | 42                   | 43                                   | 44                                  | 45                                    | 46                                     | 47        | 48  |                    |

| 時系列    | 37    | 38    | 39    | 40    | 41    | 42    | 43    | 44    | 45    | 46    | 47    | 48    | Weight    |
|--------|-------|-------|-------|-------|-------|-------|-------|-------|-------|-------|-------|-------|-----------|
| ウェイト   | 36.7  | 149.5 | 485.6 | 81.6  | 22.4  | 83.2  | 94.7  | 62.0  | 21.4  | 38.0  | 82.3  | 665.0 |           |
| 原指数    |       |       |       |       |       |       |       |       |       |       |       |       |           |
| 12年    | 100.0 | 100.0 | 100.0 | 100.0 | 100.0 | 100.0 | 100.0 | 100.0 | 100.0 | 100.0 | 100.0 | 100.0 | C.Y. 2000 |
| 13     | 97.0  | 90.6  | 92.1  | 86.4  | 104.6 | 89.6  | 101.0 | 97.1  | 97.5  | 73.6  | 89.8  | 96.4  | 2001      |
| 14     | 89.8  | 87.0  | 89.6  | 84.3  | 92.1  | 84.0  | 89.9  | 99.5  | 95.5  | 52.6  | 107.3 | 85.6  | 2002      |
| 15     | 90.4  | 87.4  | 95.4  | 89.5  | 94.9  | 84.0  | 88.2  | 106.2 | 101.4 | 62.5  | 126.8 | 89.1  | 2003      |
| 16     | 98.0  | 90.7  | 104.6 | 101.1 | 106.4 | 92.1  | 93.4  | 109.6 | 105.0 | 88.7  | 136.7 | 91.9  | 2004      |
| 12年度   | 100.9 | 99.3  | 100.3 | 98.8  | 101.0 | 98.8  | 103.5 | 100.4 | 97.0  | 104.1 | 98.6  | 102.4 | F.Y. 2000 |
| 13     | 94.0  | 87.8  | 88.4  | 81.8  | 102.1 | 86.7  | 95.0  | 96.3  | 98.1  | 59.2  | 90.3  | 91.3  | 2001      |
| 14     | 89.4  | 87.9  | 91.0  | 86.8  | 90.9  | 82.9  | 88.7  | 102.1 | 96.9  | 54.8  | 112.9 | 86.2  | 2002      |
| 15     | 91.6  | 87.9  | 97.9  | 92.0  | 97.9  | 85.3  | 88.8  | 107.1 | 102.2 | 71.3  | 131.3 | 90.0  | 2003      |
| 16     | 101.0 | 91.0  | 104.9 | 101.3 | 104.7 | 92.6  | 93.7  | 110.6 | 108.5 | 84.1  | 138.3 | 91.4  | 2004      |
| 16年 1月 | 71.3  | 85.7  | 89.3  | 88.4  | 94.8  | 80.6  | 65.9  | 100.4 | 89.4  |       |       |       |           |

5. 業種別及び特殊分類別指数 5. Indices by Industry and by Use of Goods  
(3) 生産者出荷指数 (3) Indices of Producer's Shipments

| 分類コード | 業種別及び特殊分類別 |         |       |             |       |       |       |       |        |                  |       | Industries Code |             |
|-------|------------|---------|-------|-------------|-------|-------|-------|-------|--------|------------------|-------|-----------------|-------------|
|       | 通信機械       | 民生用電子機械 | 電子計算機 | 電子部品・デバイス工業 | 電子部品  | 半導体素子 | 集積回路  | 半導体部品 | 輸送機械   | 輸送機械工業 (保潔用・貨運用) | 乗用車   |                 | バス          |
| 時系列   | 49         | 50      | 51    | 52          | 53    | 54    | 55    | 56    | 57     | 58               | 59    | 60              | Time series |
| ウェイト  | 191.6      | 141.3   | 332.1 | 1096.8      | 492.2 | 112.2 | 452.7 | 39.7  | 1603.1 | 1496.9           | 754.0 | 16.2            |             |

| 原指数    |       |       |       |       |       |       |       |       |       |       |       |       |
|--------|-------|-------|-------|-------|-------|-------|-------|-------|-------|-------|-------|-------|
| 12年    | 100.0 | 100.0 | 100.0 | 100.0 | 100.0 | 100.0 | 100.0 | 100.0 | 100.0 | 100.0 | 100.0 | 100.0 |
| 13     | 91.7  | 95.3  | 99.6  | 80.0  | 79.1  | 62.5  | 86.3  | 67.7  | 99.1  | 99.0  | 98.4  | 117.7 |
| 14     | 70.6  | 112.2 | 82.9  | 90.8  | 89.0  | 71.3  | 98.6  | 80.8  | 104.5 | 104.9 | 104.4 | 126.1 |
| 15     | 72.4  | 136.5 | 78.6  | 109.1 | 108.1 | 81.1  | 119.0 | 89.1  | 108.1 | 108.3 | 104.7 | 122.5 |
| 16     | 62.0  | 155.1 | 82.2  | 124.6 | 121.7 | 88.3  | 137.5 | 115.6 | 113.7 | 113.0 | 108.9 | 127.0 |
| 12年度   | 102.0 | 99.3  | 104.0 | 100.4 | 98.9  | 95.1  | 103.6 | 97.9  | 99.7  | 99.8  | 99.6  | 104.1 |
| 13     | 83.4  | 95.3  | 94.2  | 76.2  | 76.7  | 58.3  | 81.1  | 63.2  | 99.6  | 99.7  | 99.4  | 119.9 |
| 14     | 71.2  | 118.6 | 81.2  | 96.1  | 93.0  | 74.9  | 105.7 | 83.9  | 105.7 | 106.3 | 105.1 | 129.6 |
| 15     | 70.1  | 143.3 | 78.8  | 115.5 | 113.8 | 84.3  | 126.8 | 95.8  | 109.4 | 109.8 | 106.0 | 122.8 |
| 16     | 60.5  | 154.9 | 82.2  | 123.4 | 122.3 | 86.2  | 134.4 | 116.6 | 115.1 | 113.7 | 109.3 | 128.2 |
| 16年 1月 | 59.4  | 112.4 | 82.9  | 114.8 | 109.6 | 83.5  | 129.1 | 105.6 | 106.7 | 104.8 | 100.1 | 112.3 |
| 2      | 61.8  | 122.7 | 84.7  | 117.8 | 113.0 | 83.7  | 132.9 | 101.8 | 115.7 | 115.7 | 112.5 | 146.3 |
| 3      | 90.1  | 176.2 | 109.3 | 138.0 | 128.6 | 92.8  | 161.6 | 112.3 | 133.4 | 135.0 | 135.3 | 188.2 |
| 4      | 57.1  | 156.9 | 74.6  | 122.5 | 121.2 | 89.5  | 132.9 | 112.2 | 106.8 | 106.2 | 98.0  | 117.5 |
| 5      | 53.8  | 147.1 | 69.6  | 123.0 | 119.1 | 89.2  | 136.2 | 116.9 | 100.8 | 98.9  | 95.8  | 104.2 |
| 6      | 66.8  | 167.8 | 85.2  | 133.1 | 130.7 | 92.3  | 147.0 | 120.3 | 116.5 | 116.5 | 111.5 | 125.4 |
| 7      | 63.5  | 151.3 | 76.5  | 126.2 | 124.7 | 93.5  | 136.7 | 119.0 | 120.2 | 119.4 | 116.3 | 122.9 |
| 8      | 54.3  | 130.7 | 67.7  | 123.3 | 120.5 | 89.7  | 134.8 | 123.1 | 93.8  | 93.1  | 85.8  | 110.5 |
| 9      | 64.3  | 175.3 | 106.2 | 137.7 | 138.3 | 93.5  | 149.2 | 124.6 | 127.2 | 123.3 | 119.4 | 128.5 |
| 10     | 48.6  | 182.8 | 69.9  | 119.0 | 119.5 | 87.4  | 126.3 | 120.0 | 115.6 | 114.2 | 108.6 | 123.7 |
| 11     | 59.3  | 182.4 | 75.1  | 119.9 | 117.4 | 83.3  | 131.7 | 118.9 | 117.3 | 118.4 | 114.9 | 117.7 |
| 12     | 65.2  | 155.2 | 85.0  | 119.4 | 117.9 | 80.6  | 131.2 | 112.0 | 109.6 | 110.4 | 108.5 | 127.0 |
| 17年 1月 | 52.3  | 107.8 | 85.7  | 112.4 | 113.0 | 75.5  | 121.1 | 108.9 | 107.8 | 104.1 | 98.6  | 107.7 |
| 2      | 66.1  | 133.3 | 76.3  | 112.2 | 111.5 | 76.6  | 122.5 | 104.9 | 123.0 | 121.0 | 117.0 | 145.4 |
| 3      | 74.1  | 168.6 | 114.3 | 132.2 | 134.0 | 82.9  | 143.6 | 118.4 | 142.3 | 139.4 | 137.1 | 207.8 |

| 季節調整済指数 |       |       |       |       |       |       |       |       |       |       |       |       |
|---------|-------|-------|-------|-------|-------|-------|-------|-------|-------|-------|-------|-------|
| 12年 1期  | 92.6  | 96.6  | 92.3  | 92.0  | 93.6  | 98.3  | 88.3  | 92.3  | 96.9  | 96.3  | 96.3  | 89.6  |
| 2       | 94.0  | 99.5  | 97.0  | 99.1  | 101.2 | 102.7 | 96.0  | 97.6  | 102.2 | 102.1 | 104.2 | 102.9 |
| 3       | 105.7 | 100.8 | 103.2 | 103.0 | 102.9 | 101.1 | 103.9 | 104.2 | 99.2  | 99.4  | 98.7  | 97.0  |
| 4       | 107.0 | 101.6 | 107.5 | 104.8 | 100.8 | 97.0  | 111.0 | 105.0 | 100.8 | 101.5 | 100.3 | 109.5 |
| 13年 1期  | 100.9 | 95.7  | 107.8 | 95.0  | 90.9  | 79.1  | 103.7 | 85.6  | 97.5  | 97.4  | 96.2  | 109.0 |
| 2       | 102.4 | 95.0  | 110.4 | 80.7  | 79.1  | 61.7  | 88.3  | 68.3  | 100.5 | 99.3  | 98.1  | 120.1 |
| 3       | 88.3  | 93.7  | 91.2  | 73.2  | 72.7  | 56.1  | 79.4  | 60.5  | 101.2 | 101.4 | 101.3 | 124.9 |
| 4       | 73.9  | 95.8  | 89.9  | 71.9  | 74.6  | 54.4  | 74.6  | 56.5  | 97.2  | 98.4  | 98.1  | 118.7 |
| 14年 1期  | 72.3  | 96.7  | 88.8  | 79.1  | 80.6  | 61.5  | 82.6  | 67.7  | 100.4 | 100.7 | 100.5 | 117.8 |
| 2       | 69.8  | 110.8 | 84.6  | 93.0  | 92.0  | 73.2  | 99.4  | 87.1  | 104.0 | 104.3 | 104.1 | 122.3 |
| 3       | 69.6  | 112.2 | 81.8  | 95.1  | 92.2  | 75.8  | 103.9 | 92.0  | 105.1 | 106.2 | 105.0 | 130.0 |
| 4       | 71.1  | 124.9 | 77.1  | 95.5  | 90.6  | 74.1  | 108.0 | 76.4  | 109.0 | 109.1 | 108.5 | 137.4 |
| 15年 1期  | 73.8  | 127.8 | 81.6  | 100.9 | 97.3  | 77.0  | 111.7 | 81.1  | 105.9 | 106.6 | 104.4 | 134.9 |
| 2       | 73.3  | 131.9 | 74.6  | 102.8 | 102.0 | 78.5  | 111.3 | 83.5  | 107.4 | 106.6 | 103.3 | 110.1 |
| 3       | 72.1  | 133.9 | 78.4  | 111.7 | 113.2 | 82.6  | 119.7 | 91.3  | 107.8 | 107.7 | 103.7 | 114.9 |
| 4       | 70.1  | 150.4 | 79.2  | 121.3 | 119.8 | 86.1  | 133.9 | 101.5 | 112.4 | 113.0 | 107.8 | 133.0 |
| 16年 1期  | 64.2  | 155.3 | 81.8  | 124.7 | 119.8 | 89.4  | 139.7 | 107.6 | 109.5 | 110.7 | 107.3 | 130.3 |
| 2       | 61.9  | 158.1 | 83.5  | 127.1 | 124.0 | 89.5  | 140.6 | 113.5 | 115.6 | 114.0 | 109.3 | 129.6 |
| 3       | 61.9  | 152.0 | 83.3  | 126.4 | 126.0 | 89.0  | 136.9 | 118.6 | 114.1 | 112.7 | 108.5 | 116.1 |
| 4       | 59.1  | 155.1 | 79.4  | 119.5 | 116.8 | 84.4  | 131.7 | 122.5 | 114.9 | 113.8 | 109.6 | 132.8 |
| 17年 1期  | 60.1  | 157.0 | 82.6  | 121.6 | 123.7 | 81.8  | 129.5 | 113.2 | 116.1 | 114.7 | 109.9 | 134.3 |
| 16年 1月  | 65.5  | 164.6 | 89.9  | 124.3 | 121.1 | 91.8  | 137.0 | 109.1 | 112.8 | 114.2 | 110.9 | 135.5 |
| 2       | 63.6  | 144.5 | 78.1  | 122.8 | 118.7 | 86.1  | 136.3 | 105.7 | 107.5 | 106.4 | 101.6 | 130.0 |
| 3       | 63.5  | 156.7 | 77.5  | 126.9 | 119.5 | 90.3  | 145.8 | 108.1 | 108.3 | 111.4 | 109.4 | 125.3 |
| 4       | 60.2  | 162.7 | 90.9  | 126.3 | 122.3 | 90.5  | 139.1 | 110.5 | 115.7 | 113.8 | 107.0 | 130.6 |
| 5       | 61.2  | 157.7 | 78.5  | 126.7 | 123.7 | 90.2  | 139.8 | 118.1 | 116.7 | 114.0 | 110.9 | 130.0 |
| 6       | 64.3  | 153.9 | 81.1  | 124.8 | 126.1 | 87.9  | 142.8 | 111.9 | 114.4 | 114.1 | 109.9 | 128.2 |
| 7       | 63.7  | 155.4 | 84.0  | 124.7 | 122.8 | 86.8  | 137.4 | 110.9 | 115.1 | 114.3 | 111.4 | 122.7 |
| 8       | 61.2  | 149.3 | 79.8  | 126.0 | 125.4 | 91.4  | 136.8 | 119.9 | 113.1 | 111.5 | 106.4 | 120.3 |
| 9       | 60.7  | 151.2 | 86.2  | 128.6 | 129.8 | 88.9  | 136.6 | 124.9 | 114.0 | 112.3 | 107.6 | 105.4 |
| 10      | 57.9  | 158.7 | 76.2  | 117.9 | 116.3 | 86.2  | 129.0 | 125.2 | 114.4 | 113.5 | 109.0 | 145.6 |
| 11      | 59.8  | 153.7 | 80.4  | 120.4 | 116.2 | 83.9  | 132.9 | 125.8 | 115.1 | 114.4 | 110.7 | 121.3 |
| 12      | 59.6  | 152.8 | 81.7  | 120.2 | 117.9 | 83.2  | 133.2 | 116.6 | 115.2 | 113.4 | 109.2 | 131.6 |
| 17年 1月  | 57.7  | 157.2 | 96.0  | 120.8 | 123.4 | 83.3  | 127.8 | 112.1 | 114.5 | 114.0 | 109.3 | 133.1 |
| 2       | 69.5  | 160.1 | 71.8  | 120.4 | 120.6 | 81.2  | 129.2 | 112.3 | 117.4 | 114.0 | 108.6 | 131.8 |
| 3       | 53.2  | 153.8 | 79.9  | 123.7 | 127.1 | 80.9  | 131.6 | 115.1 | 116.3 | 116.1 | 111.9 | 137.9 |

5. 業種別及び特殊分類別指数 5. Indices by Industry and by Use of Goods  
(3) 生産者出荷指数 (3) Indices of Producer's Shipments

| 分類コード | 業種別及び特殊分類別 |       |       |      |      |                     |      |      |      |      |           | Industries Code |             |
|-------|------------|-------|-------|------|------|---------------------|------|------|------|------|-----------|-----------------|-------------|
|       | トラック       | 自動車部品 | 二輪自動車 | 産業車両 | 船舶   | 船舶 (特: 乗用車・バス・トラック) | 精密機械 | 計測機器 | 光学機械 | 時計   | 窯業・土石製品工業 |                 | ガラス         |
| 時系列   | 61         | 62    | 63    | 64   | 65   | 67                  | 68   | 69   | 70   | 71   | 72        | 73              | Time series |
| ウェイト  | 170.5      | 481.2 | 34.4  | 25.5 | 93.0 | 940.7               | 75.0 | 36.1 | 23.8 | 15.1 | 345.4     | 93.8            |             |

| 原指数    |       |       |       |       |       |       |       |       |       |       |       |       |
|--------|-------|-------|-------|-------|-------|-------|-------|-------|-------|-------|-------|-------|
| 12年    | 100.0 | 100.0 | 100.0 | 100.0 | 100.0 | 100.0 | 100.0 | 100.0 | 100.0 | 100.0 | 100.0 | 100.0 |
| 13     | 92.5  | 101.6 | 96.7  | 98.8  | 98.7  | 97.7  | 86.7  | 90.8  | 80.9  | 86.1  | 92.6  | 91.9  |
| 14     | 95.6  | 110.0 | 89.7  | 94.3  | 97.8  | 103.2 | 80.0  | 86.2  | 71.2  | 79.1  | 89.5  | 94.3  |
| 15     | 106.0 | 116.7 | 84.3  | 95.9  | 99.8  | 105.2 | 76.3  | 91.2  | 53.6  | 76.5  | 85.8  | 93.1  |
| 16     | 105.4 | 123.1 | 93.4  | 111.4 | 112.1 | 108.6 | 81.6  | 108.6 | 46.6  | 72.4  | 83.9  | 93.0  |
| 12年度   | 96.7  | 101.0 | 101.1 | 101.7 | 98.4  | 99.1  | 97.1  | 98.3  | 96.6  | 94.9  | 98.7  | 98.8  |
| 13     | 92.1  | 102.8 | 93.4  | 95.0  | 98.9  | 98.4  | 83.3  | 87.6  | 76.1  | 84.4  | 91.1  | 91.1  |
| 14     | 96.8  | 112.4 | 88.6  | 94.9  | 97.0  | 104.0 | 80.2  | 87.1  | 69.8  | 79.8  | 89.0  | 95.1  |
| 15     | 107.9 | 118.7 | 86.2  | 98.5  | 99.4  | 106.6 | 78.5  | 95.7  | 54.1  | 75.7  | 85.3  | 92.9  |
| 16     | 104.8 | 124.3 | 96.4  | 116.1 | 119.7 | 108.8 | 81.3  | 111.4 | 42.5  | 70.5  | 83.1  | 92.7  |
| 16年 1月 | 96.5  | 115.1 | 108.3 | 89.4  | 142.5 | 99.7  | 68.7  | 90.0  | 38.5  | 65.5  | 81.2  | 86.5  |
| 2      | 109.9 | 123.3 | 121.7 | 98.1  | 113.1 | 112.6 | 82.5  | 107.8 | 50.9  | 71.9  | 85.9  | 86.1  |
| 3      | 125.4 | 138.4 | 122.5 | 118.1 | 101.4 | 134.4 | 99.6  | 133.1 | 65.6  | 73.1  | 90.6  | 96.9  |
| 4      | 97.5  | 123.4 | 90.6  | 97.5  | 114.9 | 98.2  | 79.9  | 103.9 | 45.3  | 76.9  | 79.3  | 90.6  |
| 5      | 89.6  | 109.8 | 61.4  | 94.5  | 115.1 | 94.8  | 74.6  | 99.1  | 39.8  | 71.2  | 74.4  | 85.9  |
| 6      | 108.6 | 129.2 | 76.0  | 115.6 | 116.5 | 111.2 | 80.2  | 111.6 | 39.0  | 69.8  | 83.9  | 98.1  |
| 7      | 114.  |       |       |       |       |       |       |       |       |       |       |       |

5. 業種別及び特殊分類別指数 5. Indices by Industry and by Use of Goods  
(3) 生産者出荷指数 (3) Indices of Producer's Shipments

| 分類コード | セメント・陶製品                   | 陶磁器・ファイナセラミックス                  | その他の窯業・土石製品                             | 化学工業      | 化学工業(除.医薬品)             | 化学肥料        | ソーダ工業製品                     | 無機薬品・顔料・触媒   | 高圧ガス                | 石油系芳香族                                    | 環式中間物・合成染料                          | 有機薬品                         |
|-------|----------------------------|---------------------------------|---|-----------|-------------------------|-------------|-----------------------------|--|---------------------|---|-------------------------------------|------------------------------|
|       | Cement and cement products | Ceramic wares and fine ceramics | Other ceramics, stone and clay products | Chemicals | Chemicals (excl. Drugs) | Fertilizers | Industrial sodium chemicals | Industrial inorganic chemicals, pigment and catalyst | High compressed gas | Aromatic hydrocarbons (Petroleum, origin) | Cyclic chemicals and synthetic dyes | Industrial organic chemicals |
| 時系列   | 74                         | 75                              | 76                                      | 77        | 78                      | 79          | 80                          | 81   | 82                  | 83  | 84                                  | 85                           |

| ウエイト   | 157.1 | 52.7  | 41.8  | 863.6 | 688.2 | 12.5  | 14.9  | 36.5  | 14.6  | 29.9  | 62.7  | 74.5  |
|--------|-------|-------|-------|-------|-------|-------|-------|-------|-------|-------|-------|-------|
| 原指数    |       |       |       |       |       |       |       |       |       |       |       |       |
| 12年    | 100.0 | 100.0 | 100.0 | 100.0 | 100.0 | 100.0 | 100.0 | 100.0 | 100.0 | 100.0 | 100.0 | 100.0 |
| 13     | 92.2  | 93.4  | 94.8  | 98.4  | 96.8  | 95.1  | 97.8  | 94.5  | 98.0  | 99.6  | 97.9  | 96.0  |
| 14     | 85.5  | 90.2  | 93.1  | 99.0  | 97.4  | 85.8  | 94.6  | 101.2 | 97.7  | 101.0 | 99.0  | 91.7  |
| 15     | 78.9  | 86.2  | 95.0  | 100.3 | 98.9  | 84.4  | 95.3  | 103.6 | 108.1 | 105.4 | 100.9 | 95.6  |
| 16     | 74.6  | 84.3  | 97.5  | 102.9 | 101.0 | 84.8  | 98.9  | 106.1 | 106.5 | 110.7 | 102.4 | 96.6  |
| 12年度   | 98.3  | 98.9  | 99.8  | 100.5 | 99.9  | 98.4  | 101.6 | 99.6  | 101.3 | 100.1 | 100.2 | 98.9  |
| 13     | 90.2  | 92.0  | 92.9  | 97.2  | 95.5  | 92.6  | 94.3  | 93.8  | 95.7  | 98.2  | 96.5  | 93.6  |
| 14     | 83.8  | 90.2  | 93.9  | 100.4 | 98.8  | 85.6  | 96.0  | 104.0 | 101.4 | 104.0 | 100.3 | 93.5  |
| 15     | 77.8  | 85.2  | 96.0  | 101.1 | 99.6  | 84.9  | 95.8  | 104.0 | 107.7 | 105.8 | 102.2 | 96.2  |
| 16     | 73.2  | 83.5  | 97.8  | 102.9 | 100.7 | 83.1  | 100.7 | 106.5 | 107.4 | 112.5 | 101.1 | 97.0  |
| 16年 1月 | 74.5  | 79.5  | 96.3  | 96.5  | 95.7  | 72.4  | 97.6  | 95.2  | 107.0 | 114.5 | 111.3 | 104.2 |
| 2      | 84.1  | 84.0  | 94.4  | 99.1  | 98.2  | 86.8  | 95.7  | 108.0 | 102.6 | 112.4 | 107.1 | 96.3  |
| 3      | 84.0  | 94.2  | 96.6  | 111.9 | 109.3 | 121.3 | 100.9 | 122.3 | 109.8 | 114.3 | 100.0 | 96.1  |
| 4      | 67.6  | 81.5  | 94.9  | 101.6 | 98.6  | 95.5  | 98.7  | 106.3 | 103.4 | 105.8 | 92.0  | 90.8  |
| 5      | 63.0  | 75.3  | 90.1  | 92.5  | 91.6  | 68.2  | 86.3  | 95.2  | 102.7 | 103.7 | 101.9 | 90.7  |
| 6      | 71.0  | 85.5  | 98.7  | 105.1 | 102.1 | 83.5  | 105.1 | 110.6 | 108.6 | 109.4 | 104.9 | 91.8  |
| 7      | 72.5  | 84.2  | 97.7  | 107.0 | 104.9 | 101.5 | 93.9  | 111.8 | 112.4 | 105.8 | 100.6 | 97.7  |
| 8      | 64.1  | 79.6  | 95.0  | 97.2  | 96.9  | 71.8  | 100.3 | 94.3  | 105.8 | 106.0 | 100.6 | 96.6  |
| 9      | 73.7  | 88.2  | 97.5  | 106.2 | 105.2 | 78.6  | 102.5 | 109.4 | 105.9 | 108.6 | 102.5 | 96.7  |
| 10     | 75.2  | 84.0  | 100.8 | 104.9 | 100.2 | 71.0  | 105.7 | 106.1 | 104.3 | 107.1 | 99.5  | 95.5  |
| 11     | 81.8  | 90.4  | 104.6 | 106.2 | 103.6 | 77.6  | 101.6 | 109.9 | 107.4 | 116.0 | 104.2 | 101.3 |
| 12     | 83.3  | 84.7  | 103.0 | 106.1 | 105.1 | 89.1  | 98.7  | 104.0 | 108.2 | 125.2 | 103.7 | 101.1 |
| 17年 1月 | 69.8  | 76.0  | 94.6  | 96.4  | 94.8  | 71.1  | 102.7 | 102.3 | 111.2 | 122.1 | 102.3 | 103.9 |
| 2      | 76.3  | 82.9  | 94.5  | 98.4  | 96.6  | 74.8  | 104.6 | 107.3 | 103.5 | 112.2 | 92.4  | 98.0  |
| 3      | 80.4  | 89.3  | 102.6 | 112.8 | 109.3 | 114.4 | 108.2 | 121.2 | 115.3 | 128.3 | 108.9 | 99.4  |

| 季節調整済指数 |       |       |       |       |       |       |       |       |       |       |       |       |
|---------|-------|-------|-------|-------|-------|-------|-------|-------|-------|-------|-------|-------|
| 12年 1期  | 100.9 | 99.8  | 97.7  | 97.7  | 99.2  | 102.3 | 96.9  | 98.4  | 96.8  | 103.3 | 101.2 | 100.7 |
| 2       | 100.1 | 99.5  | 100.6 | 99.0  | 98.9  | 100.6 | 100.2 | 98.8  | 98.8  | 99.2  | 97.1  | 99.8  |
| 3       | 101.3 | 101.1 | 100.8 | 101.2 | 101.5 | 100.8 | 101.3 | 101.3 | 99.8  | 99.2  | 103.1 | 101.7 |
| 4       | 97.1  | 98.6  | 100.4 | 101.2 | 99.7  | 97.1  | 101.2 | 100.8 | 103.9 | 98.9  | 98.6  | 97.4  |
| 13年 1期  | 95.7  | 96.5  | 98.1  | 101.0 | 99.9  | 96.1  | 104.1 | 98.2  | 103.1 | 103.7 | 102.6 | 97.5  |
| 2       | 92.9  | 96.5  | 97.5  | 99.3  | 97.5  | 97.3  | 101.0 | 94.4  | 99.8  | 100.8 | 97.6  | 99.3  |
| 3       | 90.2  | 90.8  | 92.2  | 97.6  | 96.0  | 94.0  | 97.1  | 94.6  | 97.1  | 95.4  | 94.9  | 94.5  |
| 4       | 90.0  | 90.3  | 91.5  | 96.0  | 94.2  | 93.0  | 90.0  | 91.0  | 92.0  | 99.3  | 96.9  | 93.2  |
| 14年 1期  | 88.3  | 90.8  | 91.1  | 96.6  | 94.8  | 87.0  | 90.1  | 95.9  | 94.1  | 98.2  | 97.0  | 88.2  |
| 2       | 86.4  | 91.1  | 92.6  | 98.6  | 96.7  | 84.3  | 97.8  | 100.0 | 97.7  | 97.9  | 99.4  | 90.7  |
| 3       | 84.5  | 89.6  | 94.5  | 100.8 | 99.1  | 88.1  | 93.2  | 102.8 | 98.6  | 103.9 | 103.4 | 94.1  |
| 4       | 83.1  | 89.6  | 94.0  | 99.8  | 98.8  | 83.9  | 98.2  | 106.3 | 100.5 | 104.4 | 96.5  | 94.0  |
| 15年 1期  | 81.4  | 90.2  | 94.4  | 102.1 | 100.4 | 87.9  | 95.9  | 106.6 | 108.3 | 108.3 | 101.1 | 95.9  |
| 2       | 78.7  | 85.3  | 92.9  | 99.6  | 97.5  | 84.1  | 98.1  | 103.1 | 107.1 | 105.8 | 97.2  | 95.8  |
| 3       | 79.1  | 85.7  | 95.6  | 99.1  | 97.8  | 82.6  | 91.3  | 101.4 | 106.1 | 101.4 | 99.4  | 91.9  |
| 4       | 76.8  | 84.2  | 97.3  | 100.7 | 100.0 | 83.0  | 95.7  | 103.6 | 111.6 | 105.4 | 105.6 | 98.6  |
| 16年 1期  | 76.6  | 83.5  | 97.2  | 103.5 | 101.7 | 86.8  | 97.8  | 105.3 | 104.8 | 108.4 | 105.0 | 97.7  |
| 2       | 74.8  | 85.0  | 97.0  | 101.9 | 100.4 | 91.0  | 99.8  | 106.3 | 104.9 | 111.4 | 102.5 | 95.3  |
| 3       | 74.2  | 85.5  | 96.5  | 102.5 | 100.9 | 79.5  | 99.4  | 106.3 | 107.2 | 107.7 | 100.8 | 96.5  |
| 4       | 72.3  | 82.8  | 98.4  | 102.9 | 100.1 | 82.2  | 97.1  | 105.2 | 108.6 | 113.0 | 99.3  | 95.4  |
| 17年 1期  | 72.3  | 81.5  | 99.9  | 104.8 | 102.1 | 81.7  | 106.2 | 108.7 | 109.5 | 116.5 | 101.3 | 100.5 |
| 16年 1月  | 79.4  | 85.0  | 100.1 | 108.0 | 106.5 | 88.9  | 99.5  | 101.0 | 107.1 | 109.4 | 108.7 | 103.6 |
| 2       | 74.5  | 80.1  | 96.0  | 100.7 | 99.6  | 86.6  | 96.4  | 105.4 | 104.2 | 109.3 | 105.7 | 96.3  |
| 3       | 75.8  | 85.5  | 95.4  | 101.8 | 98.9  | 84.9  | 97.6  | 109.6 | 103.0 | 106.5 | 100.5 | 93.2  |
| 4       | 74.7  | 83.0  | 96.5  | 102.3 | 99.5  | 84.2  | 98.6  | 106.1 | 102.9 | 107.9 | 99.1  | 93.4  |
| 5       | 74.0  | 85.0  | 96.9  | 99.4  | 99.5  | 84.2  | 94.8  | 105.5 | 104.7 | 107.9 | 96.2  | 96.2  |
| 6       | 75.6  | 87.0  | 97.5  | 104.0 | 102.1 | 104.5 | 106.0 | 107.3 | 107.0 | 118.4 | 107.8 | 96.2  |
| 7       | 75.2  | 84.3  | 96.7  | 103.6 | 101.8 | 87.2  | 96.5  | 107.2 | 108.3 | 108.4 | 99.9  | 96.1  |
| 8       | 73.1  | 87.2  | 96.8  | 102.2 | 100.9 | 77.4  | 103.1 | 106.2 | 106.5 | 106.5 | 101.1 | 95.4  |
| 9       | 74.2  | 85.0  | 96.0  | 101.6 | 100.0 | 73.8  | 98.7  | 105.4 | 106.8 | 108.2 | 101.4 | 98.0  |
| 10      | 69.6  | 79.4  | 97.8  | 102.2 | 99.3  | 80.9  | 99.5  | 103.7 | 107.2 | 111.0 | 98.4  | 94.4  |
| 11      | 73.4  | 87.4  | 99.6  | 104.4 | 101.6 | 82.1  | 98.0  | 107.4 | 109.8 | 114.6 | 102.5 | 97.3  |
| 12      | 73.9  | 81.7  | 97.8  | 102.1 | 99.5  | 83.5  | 93.8  | 104.5 | 108.7 | 113.5 | 97.0  | 94.6  |
| 17年 1月  | 74.4  | 80.8  | 99.1  | 108.4 | 106.2 | 88.0  | 106.9 | 109.3 | 111.4 | 121.2 | 102.8 | 105.1 |
| 2       | 69.6  | 81.3  | 98.4  | 102.7 | 100.6 | 76.5  | 108.5 | 107.4 | 108.2 | 112.6 | 93.9  | 100.8 |
| 3       | 73.0  | 82.3  | 102.2 | 103.4 | 99.4  | 80.7  | 103.3 | 109.4 | 109.0 | 115.8 | 107.1 | 95.7  |

5. 業種別及び特殊分類別指数 5. Indices by Industry and by Use of Goods  
(3) 生産者出荷指数 (3) Indices of Producer's Shipments

| プラスチック              | 合成ゴム              | 感光材料                                | 真鍮  | 石けん・合成洗剤・界面活性剤 | 化粧品                     | 塗料・印刷インキ                      | (特注:石油化学製品)                 | 石油・石炭製品工業          | 石油製品          | 石炭製品             | プラスチック製品工業                     | パルプ・紙・紙加工品工業 | Industries Code |
|---------------------|-------------------|-------------------------------------|---|----------------|-------------------------|-------------------------------|-----------------------------|--------------------|---------------|------------------|--------------------------------|--------------|-----------------|
| Plastic (materials) | Synthetic rubbers | Sensitive materials for photography | Soap, synthetic detergent and surface-active agents | Cosmetics      | Paints and printing ink | (Petroleum chemical products) | Petroleum and coal products | Petroleum products | Coal products | Plastic products | Pulp, paper and paper products |              | Time series     |
| 86                  | 87                | 88                                  | 89  | 90             | 91                      | 93                            | 94                          | 95                 | 96            | 97               | 98                             |              | Weight          |

| ウエイト           | 183.2 | 42.4    | 25.1  | 36.6  | 95.2  | 60.1  | 273.4 | 329.7 | 327.6 | 2.1   | 387.2 | 289.5 |           |
|----------------|-------|---------|-------|-------|-------|-------|-------|-------|-------|-------|-------|-------|-----------|
| Original Index |       |         |       |       |       |       |       |       |       |       |       |       |           |
| 12年            | 100.0 | 100.0   | 100.0 | 100.0 | 100.0 | 100.0 | 100.0 | 100.0 | 100.0 | 100.0 | 100.0 | 100.0 | C.Y. 2000 |
| 13             | 93.3  | 91.6    | 98.5  | 101.3 | 103.4 | 97.3  | 96.0  | 98.8  | 98.8  | 97.9  | 93.5  | 97.3  | 2001      |
| 14             | 94.7  | 97.0    | 92.3  | 108.9 | 103.5 | 95.2  | 95.9  | 96.6  | 96.6  | 103.2 | 92.4  | 97.3  | 2002      |
| 15             | 95.4  | 97.5    | 86.9  | 108.5 | 106.6 | 95.1  | 98.2  | 98.5  | 98.4  | 104.5 | 93.7  | 97.0  | 2003      |
| 16             | 99.0  | 100.9   | 84.7  | 108.4 | 107.4 | 97.4  | 100.9 | 98.2  | 98.1  | 105.8 | 96.4  | 98.4  | 2004      |
| 12年度           | 99.3  | 98.1    | 100.8 | 100.3 | 101.8 | 99.9  | 99.5  | 100.2 | 100.2 | 100.2 | 98.9  | 99.6  | F.Y. 2000 |
| 13             | 91.7  | 90.6    | 97.3  | 102.5 | 102.6 | 96.0  | 94.2  | 97.5  | 97.5  | 96.9  | 92.1  | 96.5  | 2001      |
| 14             | 96.1  | 99.5    | 90.3  | 110.1 | 105.2 | 95.5  | 97.6  | 97.9  | 97.8  | 104.6 | 93.2  | 97.6  | 2002      |
| 15             | 96.7  | 98.3    | 86.5  | 108.5 | 106.5 | 96.1  | 99.1  | 98.4  | 98.3  | 105.5 | 94.4  | 97.5  | 2003      |
| 16             | 98.3  | 99.7    | 83.5  | 108.8 | 107.8 | 97.4  | 100.8 | 98.0  | 97.9  | 104.6 | 96.3  | 98.4  | 2004      |
| 16年 1月         | 99.1  | 98.0    | 75.0  | 75.4  | 86.1  | 85.3  | 104.1 | 102.6 | 102.6 | 103.4 | 87.3  | 89.4  | Jan. 2004 |
| 2              | 97.7  | 99.7    | 82.9  | 96.4  | 96.0  | 92.0  | 101.1 | 99.5  | 99.5  | 100.6 | 91.5  | 93.2  | Feb.      |
| 3              | 108.0 | 112.7   | 106.1 | 115.5 | 115.3 | 113.4 | 105.1 | 106.8 | 106.8 | 111.6 | 102.9 | 105.8 | Mar.      |
| 4              | 97.6  | 100.5   | 82.1  | 109.2 | 106.7 | 96.3  | 96.0  | 93.1  | 93.0  | 109.7 | 97.8  | 100.2 | Apr.      |
| 5              | 90.1  | 93.1    | 71.2  | 94.8  | 92.0  | 86.7  | 94.8  | 91.9  | 91.8  | 105.5 | 89.8  | 93.0  | May.      |
| 6              | 99.7  | 98.9    | 88.9  | 115.5 | 110.4 | 98.3  | 100.1 | 89.0  | 88.9  | 105.5 | 97.8  | 98.7  | Jun.      |
| 7              | 102.9 | 102.2   | 88.2  | 120.1 | 118.5 | 99.5  | 102.6 | 99.1  | 99.1  | 113.4 | 100.5 | 100.5 | Jul.      |
| 8              | 93.9  | 94.4    | 72.6  | 98.5  | 111.1 | 90.6  | 98.1  | 102.6 | 102.6 | 103.6 | 91.9  | 95.1  | Aug.      |
| 9              | 102.3 | 106.6   | 88.1  | 113.0 | 121.3 | 105.1 | 102.1 | 95.5  | 95.4  | 104.5 | 100.6 | 100.3 | Sep.      |
| 10             | 98.3  | 101.2   | 84.0  | 108.0 | 107.7 | 98.9  | 98.6  | 95.8  | 95.8  | 102.5 | 99.2  | 101.1 | Oct.      |
| 11             | 101.0 | 102.8</ |       |       |       |       |       |       |       |       |       |       |           |



5. 業種別及び特殊分類別指数 5. Indices by Industry and by Use of Goods  
(3) 生産者出荷指数 (3) Indices of Producer's Shipments

| 分類<br>コード   | 業種別         |       |            |  |                  |                    |           |                  |                                      |         |                                      | 食料品・<br>たばこ工業        |
|-------------|-------------|-------|------------|--|------------------|--------------------|-----------|------------------|--------------------------------------|---------|--------------------------------------|----------------------|
|             | パ<br>ル<br>プ | 紙     | 板<br>紙     | 紙<br>加<br>工<br>品                       | 織<br>維<br>工<br>業 | 化<br>学<br>織<br>維   | 紡<br>績    | 織<br>物           | 染<br>色<br>整<br>理                     | 衣<br>類  | そ<br>の<br>他<br>の<br>織<br>維<br>製<br>品 |                      |
| 時<br>系<br>列 | Pulp        | Paper | Paperboard | Converted<br>and<br>processed<br>paper | Textiles         | Man-made<br>fibers | Spun yarn | Woven<br>fabrics | Dyeing and<br>finishing<br>processes | Clothes | Other textile<br>products            | Foods and<br>tobacco |
| ウェイト        | 99          | 100   | 101        | 102                                    | 103              | 104                | 105       | 106              | 107                                  | 108     | 109                                  | 110                  |

| 原指数    |       |       |       |       |       |       |       |       |       |       |       |       |
|--------|-------|-------|-------|-------|-------|-------|-------|-------|-------|-------|-------|-------|
| 12年    | 100.0 | 100.0 | 100.0 | 100.0 | 100.0 | 100.0 | 100.0 | 100.0 | 100.0 | 100.0 | 100.0 | 100.0 |
| 13     | 85.3  | 97.3  | 96.4  | 98.9  | 92.0  | 94.5  | 85.2  | 92.4  | 92.9  | 89.6  | 94.9  | 98.6  |
| 14     | 83.9  | 97.7  | 95.7  | 98.8  | 83.1  | 87.9  | 68.4  | 81.6  | 84.2  | 80.1  | 89.3  | 97.5  |
| 15     | 82.1  | 97.1  | 95.3  | 99.3  | 75.6  | 80.5  | 58.9  | 74.0  | 78.7  | 69.9  | 85.4  | 96.5  |
| 16     | 89.2  | 99.1  | 94.7  | 100.4 | 71.4  | 79.1  | 56.6  | 70.9  | 73.2  | 62.7  | 83.2  | 95.2  |
| 12年度   | 99.3  | 99.7  | 99.4  | 99.8  | 97.8  | 98.2  | 96.1  | 98.6  | 97.9  | 97.1  | 98.5  | 99.6  |
| 13     | 82.3  | 96.6  | 95.4  | 98.4  | 89.9  | 93.4  | 80.3  | 89.5  | 90.5  | 87.7  | 93.3  | 98.6  |
| 14     | 84.4  | 98.0  | 95.9  | 99.1  | 81.2  | 86.0  | 66.5  | 79.4  | 83.0  | 77.5  | 88.5  | 97.2  |
| 15     | 82.8  | 97.6  | 95.5  | 100.0 | 74.5  | 79.9  | 57.8  | 73.1  | 77.7  | 68.0  | 84.9  | 96.4  |
| 16     | 91.0  | 99.2  | 94.4  | 100.3 | 70.0  | 78.4  | 55.0  | 69.5  | 71.2  | 60.6  | 82.6  | 94.9  |
| 16年 1月 | 82.7  | 92.6  | 85.3  | 83.5  | 68.6  | 74.7  | 51.4  | 67.0  | 75.5  | 58.9  | 81.2  | 78.5  |
| 2      | 82.7  | 95.8  | 87.0  | 91.4  | 72.0  | 78.8  | 67.4  | 73.6  | 68.2  | 81.4  | 83.3  | 83.3  |
| 3      | 88.8  | 108.3 | 100.5 | 104.0 | 81.3  | 93.9  | 60.4  | 71.0  | 80.2  | 81.9  | 86.9  | 99.7  |
| 4      | 87.6  | 98.8  | 97.6  | 107.7 | 76.1  | 76.9  | 60.8  | 69.8  | 74.1  | 79.6  | 81.8  | 100.8 |
| 5      | 82.3  | 93.6  | 90.5  | 94.1  | 70.3  | 75.0  | 58.5  | 68.5  | 70.7  | 67.1  | 76.8  | 91.8  |
| 6      | 88.6  | 98.6  | 94.8  | 103.3 | 69.9  | 77.5  | 62.6  | 72.4  | 74.2  | 59.5  | 77.7  | 99.0  |
| 7      | 90.5  | 100.1 | 97.4  | 105.2 | 69.2  | 79.6  | 59.1  | 73.3  | 74.2  | 53.8  | 81.7  | 102.1 |
| 8      | 92.7  | 96.4  | 90.1  | 95.7  | 65.7  | 75.1  | 52.4  | 69.7  | 67.6  | 51.7  | 79.7  | 94.0  |
| 9      | 91.1  | 101.5 | 96.9  | 100.4 | 72.6  | 84.6  | 60.6  | 74.2  | 70.6  | 61.6  | 84.6  | 94.7  |
| 10     | 96.1  | 100.5 | 99.9  | 104.6 | 71.6  | 76.3  | 55.2  | 73.4  | 70.3  | 60.0  | 90.9  | 94.6  |
| 11     | 97.8  | 100.7 | 100.6 | 108.3 | 71.1  | 80.8  | 55.0  | 74.1  | 74.3  | 55.5  | 88.4  | 95.7  |
| 12     | 89.2  | 102.6 | 95.5  | 106.4 | 68.5  | 76.4  | 49.5  | 69.4  | 72.8  | 54.0  | 87.4  | 108.2 |
| 17年 1月 | 91.6  | 93.4  | 84.6  | 83.0  | 63.9  | 74.2  | 44.8  | 62.2  | 68.3  | 52.2  | 78.8  | 76.6  |
| 2      | 85.6  | 95.0  | 86.5  | 90.2  | 65.9  | 74.3  | 47.6  | 62.1  | 66.7  | 59.0  | 78.6  | 82.8  |
| 3      | 98.6  | 109.3 | 98.1  | 104.3 | 75.3  | 89.6  | 53.7  | 65.0  | 71.1  | 73.7  | 85.2  | 99.0  |

| 季節調整済指数 |       |       |       |       |       |       |       |       |       |       |       |       |
|---------|-------|-------|-------|-------|-------|-------|-------|-------|-------|-------|-------|-------|
| 12年 1期  | 95.8  | 98.6  | 98.5  | 98.6  | 102.6 | 102.0 | 104.6 | 100.8 | 103.1 | 103.3 | 103.4 | 100.0 |
| 2       | 100.7 | 100.4 | 100.9 | 99.6  | 100.8 | 100.5 | 103.2 | 101.1 | 101.0 | 101.3 | 98.8  | 99.8  |
| 3       | 100.5 | 100.2 | 100.0 | 100.5 | 98.0  | 97.0  | 97.9  | 98.8  | 97.8  | 97.5  | 98.5  | 100.3 |
| 4       | 102.0 | 99.6  | 99.6  | 100.3 | 97.6  | 99.6  | 93.0  | 98.2  | 97.1  | 97.0  | 98.6  | 99.5  |
| 13年 1期  | 93.9  | 98.7  | 97.7  | 99.4  | 95.1  | 96.0  | 90.2  | 96.4  | 95.8  | 92.9  | 98.2  | 99.1  |
| 2       | 86.1  | 97.6  | 96.1  | 99.2  | 93.3  | 95.7  | 85.9  | 94.0  | 94.6  | 91.4  | 95.0  | 99.8  |
| 3       | 83.4  | 96.5  | 96.0  | 99.0  | 91.8  | 97.3  | 83.7  | 91.6  | 91.8  | 87.8  | 95.3  | 98.8  |
| 4       | 78.3  | 96.4  | 95.8  | 98.3  | 88.0  | 88.9  | 81.1  | 88.1  | 89.5  | 85.8  | 91.8  | 97.1  |
| 14年 1期  | 81.3  | 96.1  | 94.0  | 97.4  | 86.7  | 91.9  | 70.4  | 84.5  | 86.3  | 86.0  | 91.6  | 99.1  |
| 2       | 82.2  | 98.3  | 96.1  | 99.4  | 83.8  | 88.9  | 69.3  | 82.0  | 84.0  | 80.5  | 91.7  | 98.2  |
| 3       | 85.5  | 98.8  | 96.8  | 98.9  | 82.2  | 86.9  | 66.8  | 80.4  | 83.4  | 79.4  | 88.0  | 96.5  |
| 4       | 86.5  | 97.6  | 95.5  | 99.3  | 80.0  | 83.9  | 67.2  | 79.9  | 83.2  | 74.6  | 86.4  | 96.6  |
| 15年 1期  | 83.7  | 97.8  | 95.5  | 98.8  | 78.7  | 83.9  | 62.7  | 75.2  | 81.4  | 74.6  | 88.0  | 97.6  |
| 2       | 81.7  | 96.8  | 94.1  | 98.4  | 75.8  | 81.1  | 59.1  | 73.7  | 78.6  | 70.2  | 86.2  | 97.0  |
| 3       | 81.2  | 97.3  | 97.7  | 99.5  | 74.7  | 78.2  | 56.7  | 73.1  | 78.4  | 68.8  | 85.7  | 94.4  |
| 4       | 81.9  | 97.0  | 94.2  | 100.5 | 73.5  | 79.3  | 57.9  | 74.3  | 76.9  | 65.5  | 82.5  | 97.5  |
| 16年 1期  | 85.1  | 98.2  | 94.7  | 100.4 | 73.1  | 79.4  | 57.2  | 70.5  | 76.0  | 66.0  | 84.4  | 95.6  |
| 2       | 87.3  | 98.8  | 94.5  | 100.2 | 72.0  | 79.0  | 58.8  | 71.4  | 73.7  | 63.9  | 83.8  | 94.0  |
| 3       | 91.2  | 100.1 | 95.0  | 101.3 | 70.4  | 77.9  | 56.6  | 71.8  | 72.1  | 59.2  | 84.0  | 96.3  |
| 4       | 92.0  | 98.8  | 94.0  | 99.2  | 69.7  | 79.9  | 53.4  | 69.4  | 70.6  | 60.3  | 80.8  | 94.3  |
| 17年 1期  | 93.4  | 99.8  | 94.6  | 101.2 | 68.3  | 77.4  | 51.1  | 65.8  | 69.1  | 59.0  | 83.0  | 95.6  |
| 16年 1月  | 86.5  | 99.5  | 96.4  | 103.4 | 74.8  | 79.1  | 60.9  | 72.8  | 79.2  | 66.5  | 86.4  | 96.9  |
| 2       | 84.4  | 97.5  | 92.7  | 98.0  | 71.8  | 79.6  | 55.2  | 69.6  | 73.8  | 64.6  | 83.0  | 94.7  |
| 3       | 84.5  | 97.7  | 94.9  | 99.9  | 72.6  | 79.5  | 55.6  | 69.2  | 74.9  | 66.9  | 83.7  | 95.2  |
| 4       | 87.2  | 98.9  | 95.6  | 101.9 | 72.5  | 79.2  | 59.6  | 71.3  | 74.1  | 65.3  | 84.0  | 96.2  |
| 5       | 86.2  | 98.3  | 94.9  | 99.1  | 72.0  | 79.5  | 58.5  | 71.4  | 74.1  | 63.2  | 84.5  | 92.7  |
| 6       | 88.5  | 99.3  | 93.1  | 99.5  | 71.6  | 78.3  | 58.4  | 71.6  | 72.8  | 63.2  | 83.0  | 93.0  |
| 7       | 91.1  | 99.9  | 95.4  | 101.3 | 71.4  | 78.5  | 57.0  | 71.9  | 72.7  | 61.2  | 86.2  | 97.6  |
| 8       | 92.2  | 100.6 | 95.4  | 103.0 | 70.4  | 77.8  | 56.7  | 72.2  | 72.2  | 57.8  | 84.2  | 95.3  |
| 9       | 90.2  | 99.7  | 94.2  | 99.5  | 69.5  | 77.5  | 56.2  | 71.4  | 71.4  | 58.7  | 81.6  | 95.9  |
| 10      | 91.2  | 98.5  | 93.8  | 98.8  | 69.7  | 78.5  | 55.3  | 70.1  | 70.6  | 60.1  | 81.0  | 94.8  |
| 11      | 93.7  | 98.6  | 94.0  | 98.9  | 69.8  | 81.3  | 53.8  | 69.5  | 71.3  | 60.5  | 80.0  | 94.1  |
| 12      | 91.2  | 99.4  | 94.3  | 100.0 | 69.7  | 79.8  | 51.2  | 68.6  | 69.9  | 60.3  | 81.4  | 94.1  |
| 17年 1月  | 96.6  | 100.0 | 95.7  | 103.1 | 69.4  | 78.1  | 53.1  | 67.1  | 71.5  | 58.9  | 83.3  | 94.9  |
| 2       | 90.2  | 99.6  | 94.5  | 99.1  | 67.7  | 77.3  | 50.3  | 66.2  | 68.9  | 57.6  | 82.6  | 96.7  |
| 3       | 93.4  | 99.7  | 93.7  | 101.4 | 67.9  | 76.9  | 49.9  | 64.0  | 67.0  | 60.5  | 83.1  | 95.1  |

5. 業種別及び特殊分類別指数 5. Indices by Industry and by Use of Goods  
(3) 生産者出荷指数 (3) Indices of Producer's Shipments

| 分類<br>コード   | 業種別              |                   |                                 |  |                                 |                            |                                 |                  |         |                        |                            | 食料品・<br>たばこ工業       |
|-------------|------------------|-------------------|---------------------------------|--|---------------------------------|----------------------------|---------------------------------|------------------|---------|------------------------|----------------------------|---------------------|
|             | 肉<br>製<br>品      | 乳<br>製<br>品       | 水<br>産<br>製<br>品                | 野<br>菜<br>・<br>果<br>実<br>製<br>品                | 油<br>・<br>脂<br>・<br>調<br>味<br>料 | 製<br>粉<br>・<br>同<br>製<br>品 | そ<br>の<br>他<br>の<br>食<br>料<br>品 | 清<br>涼<br>飲<br>料 | 酒<br>類  | そ<br>の<br>他<br>工<br>業  | ゴ<br>ム<br>製<br>品<br>工<br>業 |                     |
| 時<br>系<br>列 | Meat<br>products | Dairy<br>products | Processed<br>marine<br>products | Processed<br>vegetables and<br>fruits products | Oils and<br>fats,<br>seasoning  | Flour<br>milling           | Other foods                     | Beverages        | Alcohol | Other<br>manufacturing | Rubber<br>products         | Leather<br>products |
| ウェイト        | 111              | 112               | 113                             | 114  | 115                             | 116                        | 117                             | 118              | 119     | 121                    | 122                        | 123                 |

| 原指数    |       |       |       |       |       |       |       |       |       |       |       |       |
|--------|-------|-------|-------|-------|-------|-------|-------|-------|-------|-------|-------|-------|
| 12年    | 100.0 | 100.0 | 100.0 | 100.0 | 100.0 | 100.0 | 100.0 | 100.0 | 100.0 | 100.0 | 100.0 | 100.0 |
| 13     | 99.3  | 96.9  | 92.2  | 99.2  | 98.7  | 100.4 | 100.5 | 101.1 | 99.8  | 100.0 | 91.5  | 95.7  |
| 14     | 95.9  | 97.3  | 92.2  | 106.4 | 98.8  | 98.7  | 96.7  | 99.4  | 97.3  | 86.6  | 98.1  | 78.7  |
| 15     | 93.7  | 97.4  | 90.4  | 97.2  | 97.8  | 99.2  | 102.2 | 102.7 | 93.2  | 85.0  | 101.7 | 73.3  |
| 16     | 96.3  | 97.8  | 92.2  | 85.3  | 96.9  | 99.7  | 100.5 | 98.5  | 90.8  | 85.2  | 105.9 | 69.8  |
| 12年度   | 99.7  | 98.1  | 99.6  | 99.6  | 99.8  | 100.3 | 100.6 | 101.5 | 99.5  | 97.7  | 98.4  | 99.4  |
| 13     | 99.2  | 96.7  | 90.4  | 99.1  | 98.7  | 99.9  | 99.2  | 102.0 | 99.7  | 89.0  | 95.5  | 88.6  |
| 14     | 94.9  | 97.5  | 92.2  | 104.5 | 98.6  | 98.9  | 97.7  | 98.6  | 96.6  | 86.4  | 99.9  | 78.4  |
| 15     | 94.4  | 97.7  | 91.1  | 96.0  | 98.0  | 99.6  | 103.2 | 101.7 | 92.6  | 85.1  | 102.8 | 71.8  |
| 16     | 96.7  | 97.5  | 93.1  | 83.7  | 96.3  | 99.4  | 99.9  | 100.1 | 89.6  | 85.3  | 106.6 | 69.0  |
| 16年 1月 | 74.4  | 96.8  | 82.2  | 81.8  | 80.7  | 91.5  | 92.8  | 69.0  | 52.7  | 76.0  | 97.7  | 64.6  |
| 2      | 79.8  | 91.6  | 78.4  | 79.8  | 86.6  | 94.5  | 98.3  | 73.1  | 71.9  | 79.7  | 102.2 | 79.8  |
| 3      | 91.4  | 100.9 | 92.9  | 90.8  | 102.2 | 106.5 | 110.6 | 105.8 | 94.5  | 92.4  | 116.4 | 88.1  |
| 4      | 105.4 | 102.1 | 92.7  | 87.7  | 106.0 | 107.1 | 104.8 | 105.7 | 94.1  | 83.5  | 106.1 | 75.7  |
| 5      | 95.6  | 102.7 | 82.7  | 83.0  | 95.3  | 97.4  | 92.3  | 97.9  | 81.6  | 79.1  | 96.9  | 63.1  |
| 6      | 101.3 | 102.4 | 88.3  | 85.5  | 98.5  | 98.6  | 90.7  | 109.9 | 105.8 | 84.2  | 109.1 | 62.3  |
| 7      | 109.1 | 102.2 | 89.5  | 82.2  | 102.0 | 99.5  | 99.6  | 127.2 | 102.5 | 85.4  | 110.6 | 63.7  |
| 8      | 98.9  | 97.4  | 83.5  | 83.3  | 92.6  | 92.8  | 85.5  | 116.4 | 88.5  | 77.8  | 93.4  | 68.7  |
| 9      | 94.6  | 94.8  | 91.7  | 84.1  | 94.5  | 97.4  | 98.0  | 104.6 | 89.3  | 90.2  | 110.5 | 71.4  |
| 10     | 93.2  | 94.9  | 101.0 | 92.5  | 95.4  | 100.8 | 107.3 | 99.3  | 83.3  | 94.5  | 111.4 | 68.7  |
| 11     | 98.8  | 92.3  | 107.2 | 85.7  | 99.8  | 102.7 | 109.4 | 83.3  | 94.4  | 92.8  | 111.6 | 65.9  |
| 12     | 112.8 | 96.0  | 116.7 | 86.9  | 109.2 | 107.8 | 116.4 | 89.7  | 130.5 | 86.6  | 104.6 | 65.9  |
| 17年 1月 | 75.0  | 94.9  | 83.7  | 77.6  | 80.2  | 89.9  | 88.7  | 70.7  | 47.6  | 75.6  | 99.2  | 61.1  |
| 2      | 80.3  | 88.0  | 82.5  | 75.3  | 82.7  | 92.6  | 96.1  | 84.6  | 68.6  | 80.6  | 105.3 | 77.4  |
| 3      | 94.8  | 101.7 | 97.8  | 80.7  | 99.8  | 106.3 | 109.7 | 111.8 | 88.6  | 93.5  | 120.2 | 83.7  |

| 季節調整済指数 |       |       |      |       |       |      |      |      |       |       |       |       |
|---------|-------|-------|------|-------|-------|------|------|------|-------|-------|-------|-------|
| 12年 1期  | 100.4 | 103.7 | 98.6 | 103.1 | 98.4  | 98.6 | 97.2 | 96.9 | 101.4 | 102.6 | 100.3 | 101.1 |
| 2       | 99.7  | 100.9 | 99.6 | 98.7  | 101.1 | 99.9 | 98.8 | 99.9 | 99.1  | 10    |       |       |

5. 業種別及び特殊分類別指数 5. Indices by Industry and by Use of Goods (3) 生産者出荷指数 (3) Indices of Producer's Shipments

Table with 13 columns: 分類コード, 家具工業, 金属製家具, 木製家具, 木材・木製品工業, その他製品工業, 楽器, 文具, 玩具, 鉱業, 産業総合(電気・ガス・熱供給・水道事業), 産業総合(鉱工業・新聞・出版業), 産業総合(鉱工業・電力・ガス事業). Rows include 時系列 and 原指数.

Table of original indices (原指数) for various industries from 2000 to 2005, including monthly and quarterly data.

Table of seasonal adjustment indices (季節調整済指数) for various industries from 2000 to 2005, including quarterly data.

5. 業種別及び特殊分類別指数 5. Indices by Industry and by Use of Goods (3) 生産者出荷指数 (3) Indices of Producer's Shipments

Table with 13 columns: 分類コード, 機械工業, 電気機械工業, 化学工業, 繊維工業, 電力・ガス事業, 新聞・出版業, 情報関連資本財, 情報関連消費財, 情報関連生産財, 産業総合(電気・ガス・熱供給・水道事業), 産業総合(鉱工業・新聞・出版業), 産業総合(鉱工業・電力・ガス事業). Rows include 時系列 and 原指数.

Table of original indices (原指数) for various industries from 2000 to 2005, including monthly and quarterly data.

Table of seasonal adjustment indices (季節調整済指数) for various industries from 2000 to 2005, including quarterly data.

5. 業種別及び特殊分類別指数 5. Indices by Industry and by Use of Goods  
(3) 生産者出荷指数 (3) Indices of Producer's Shipments

| 分類コード<br>時系列 | 鉱工業                      | 最終需要財              | 投資財              | 資本財           | 資本財<br>(除輸送機械)                            | 非鉄金属工業             | 金属製品工業            | 一般機械工業            | 電気機械工業               | 情報通信機械工業  | 輸送機械工業              | 精密機械工業                |
|--------------|--------------------------|--------------------|------------------|---------------|---|--------------------|-------------------|-------------------|----------------------|---|---------------------|-----------------------|
|              | Mining and manufacturing | Final demand goods | Investment goods | Capital goods | Capital goods (excl. Transport equipment) | Non-ferrous metals | Fabricated metals | General machinery | Electrical machinery | Information and communication electronics equipment | Transport equipment | Precision instruments |
|              | 200                      | 201                | 202              | 203           | 204                                       | 205                | 206               | 207               | 208                  | 209   | 210                 | 211                   |
| ウェイト         | 10000.0                  | 5142.7             | 2490.2           | 1747.8        | 1375.5                                    | 25.2               | 8.8               | 764.3             | 136.9                | 378.6   | 372.3               | 32.5                  |

原指数

|        |       |       |       |       |       |       |       |       |       |       |       |       |
|--------|-------|-------|-------|-------|-------|-------|-------|-------|-------|-------|-------|-------|
| 12年    | 100.0 | 100.0 | 100.0 | 100.0 | 100.0 | 100.0 | 100.0 | 100.0 | 100.0 | 100.0 | 100.0 | 100.0 |
| 13     | 93.7  | 95.8  | 93.6  | 93.3  | 92.2  | 122.0 | 75.9  | 89.2  | 89.3  | 97.7  | 97.7  | 90.4  |
| 14     | 93.5  | 92.2  | 86.6  | 85.6  | 81.7  | 112.8 | 54.4  | 83.2  | 78.7  | 77.8  | 100.2 | 87.0  |
| 15     | 97.2  | 93.3  | 88.1  | 88.8  | 83.6  | 104.0 | 52.7  | 89.8  | 81.2  | 70.7  | 107.8 | 91.7  |
| 16     | 102.4 | 97.4  | 95.4  | 99.7  | 95.5  | 84.7  | 49.2  | 107.9 | 93.1  | 72.6  | 115.0 | 109.5 |
| 12年度   | 100.0 | 100.2 | 100.3 | 100.7 | 101.3 | 104.8 | 91.8  | 101.2 | 99.5  | 102.8 | 98.2  | 97.9  |
| 13     | 91.6  | 93.5  | 89.8  | 88.9  | 86.6  | 125.5 | 72.5  | 83.3  | 84.5  | 91.4  | 97.5  | 87.5  |
| 14     | 94.8  | 92.5  | 86.7  | 86.0  | 81.9  | 114.2 | 51.9  | 84.5  | 78.3  | 75.9  | 101.0 | 88.0  |
| 15     | 98.8  | 94.4  | 89.8  | 91.3  | 86.6  | 92.0  | 51.1  | 95.1  | 84.4  | 70.1  | 108.8 | 96.3  |
| 16     | 102.6 | 97.8  | 96.1  | 101.2 | 96.5  | 84.8  | 50.1  | 110.0 | 92.2  | 72.1  | 118.3 | 112.1 |
| 16年 1月 | 93.4  | 86.4  | 86.8  | 89.2  | 83.3  | 89.9  | 50.4  | 89.6  | 79.6  | 72.4  | 110.9 | 90.4  |
| 2      | 99.1  | 94.2  | 95.5  | 100.2 | 96.3  | 84.4  | 51.0  | 107.5 | 93.2  | 75.5  | 114.7 | 109.0 |
| 3      | 118.5 | 118.4 | 123.0 | 132.5 | 134.1 | 96.3  | 47.7  | 148.0 | 161.1 | 100.2 | 126.2 | 137.2 |
| 4      | 98.9  | 91.4  | 85.2  | 88.0  | 82.9  | 90.3  | 40.1  | 91.7  | 78.3  | 64.7  | 106.6 | 105.4 |
| 5      | 94.1  | 86.7  | 82.8  | 86.4  | 81.2  | 71.6  | 47.8  | 91.7  | 79.2  | 61.1  | 105.3 | 100.7 |
| 6      | 105.3 | 99.3  | 96.3  | 101.6 | 97.7  | 77.8  | 48.7  | 111.2 | 92.0  | 75.2  | 116.0 | 111.7 |
| 7      | 105.1 | 99.8  | 94.5  | 99.0  | 92.5  | 80.0  | 45.8  | 105.7 | 89.2  | 68.0  | 123.0 | 111.2 |
| 8      | 94.7  | 88.3  | 87.5  | 91.8  | 89.6  | 77.1  | 43.0  | 105.4 | 86.3  | 59.9  | 99.8  | 106.7 |
| 9      | 110.8 | 108.1 | 112.1 | 121.1 | 115.7 | 89.7  | 51.1  | 130.4 | 114.1 | 91.0  | 141.1 | 132.2 |
| 10     | 101.1 | 95.8  | 90.0  | 91.5  | 84.0  | 85.9  | 52.6  | 96.4  | 75.0  | 62.0  | 119.2 | 97.8  |
| 11     | 103.9 | 98.9  | 93.8  | 95.1  | 90.5  | 92.5  | 58.3  | 104.9 | 80.7  | 64.7  | 112.2 | 101.6 |
| 12     | 104.1 | 101.4 | 96.9  | 100.1 | 98.6  | 80.9  | 54.1  | 112.5 | 88.2  | 76.3  | 105.3 | 110.6 |
| 17年 1月 | 93.8  | 87.4  | 90.3  | 95.8  | 91.0  | 88.3  | 50.6  | 101.3 | 78.5  | 75.2  | 113.6 | 107.9 |
| 2      | 99.0  | 94.8  | 94.2  | 100.2 | 92.8  | 84.5  | 53.5  | 105.2 | 90.0  | 67.7  | 127.4 | 117.6 |
| 3      | 120.1 | 121.4 | 129.4 | 143.7 | 141.9 | 98.6  | 55.6  | 163.2 | 155.2 | 99.8  | 150.4 | 142.3 |

季節調整済指数

|        |       |       |       |       |       |       |       |       |       |       |       |       |
|--------|-------|-------|-------|-------|-------|-------|-------|-------|-------|-------|-------|-------|
| 12年 1期 | 96.9  | 97.3  | 96.8  | 96.1  | 95.1  | 89.9  | 109.9 | 95.0  | 98.4  | 94.2  | 99.7  | 101.2 |
| 2      | 100.1 | 99.7  | 98.7  | 98.2  | 97.8  | 99.1  | 100.6 | 99.5  | 98.3  | 94.6  | 100.3 | 96.8  |
| 3      | 100.7 | 100.5 | 101.0 | 100.6 | 101.1 | 102.5 | 97.4  | 100.5 | 98.8  | 103.4 | 98.0  | 99.7  |
| 4      | 101.3 | 101.4 | 102.2 | 103.6 | 104.8 | 107.0 | 91.6  | 103.6 | 103.2 | 107.3 | 99.5  | 99.6  |
| 13年 1期 | 98.4  | 99.4  | 99.5  | 100.5 | 102.0 | 108.9 | 78.4  | 101.9 | 98.5  | 105.6 | 95.5  | 95.7  |
| 2      | 95.5  | 98.1  | 96.6  | 97.3  | 96.4  | 120.6 | 84.2  | 91.1  | 92.8  | 107.9 | 101.5 | 91.7  |
| 3      | 91.8  | 94.3  | 90.8  | 90.0  | 87.1  | 125.2 | 72.7  | 84.4  | 83.9  | 90.9  | 99.6  | 90.0  |
| 4      | 89.3  | 91.5  | 87.1  | 85.2  | 82.9  | 132.1 | 69.3  | 79.1  | 80.7  | 86.4  | 94.1  | 82.9  |
| 14年 1期 | 90.5  | 91.2  | 86.2  | 84.7  | 81.7  | 123.5 | 65.3  | 79.3  | 81.5  | 84.1  | 95.5  | 85.9  |
| 2      | 93.7  | 92.0  | 85.6  | 84.4  | 80.7  | 104.2 | 56.2  | 81.9  | 76.8  | 78.6  | 99.1  | 83.5  |
| 3      | 94.6  | 92.7  | 87.2  | 86.4  | 82.7  | 108.6 | 54.7  | 85.8  | 78.0  | 76.3  | 99.6  | 86.8  |
| 4      | 95.3  | 93.4  | 87.5  | 87.2  | 81.7  | 113.1 | 42.4  | 85.8  | 77.0  | 72.2  | 107.5 | 93.8  |
| 15年 1期 | 95.8  | 92.4  | 86.6  | 86.2  | 82.1  | 128.9 | 54.8  | 84.7  | 79.9  | 75.8  | 100.8 | 89.6  |
| 2      | 95.9  | 92.8  | 86.9  | 87.3  | 81.1  | 100.5 | 51.1  | 88.1  | 79.5  | 67.1  | 110.3 | 90.8  |
| 3      | 96.7  | 92.6  | 88.5  | 89.1  | 83.5  | 102.1 | 50.1  | 90.4  | 79.1  | 68.6  | 109.5 | 89.5  |
| 4      | 100.6 | 95.9  | 91.0  | 93.4  | 88.5  | 84.8  | 55.1  | 97.6  | 87.0  | 70.5  | 113.4 | 99.8  |
| 16年 1期 | 100.7 | 95.2  | 91.7  | 94.4  | 91.5  | 81.1  | 48.1  | 102.3 | 89.4  | 73.0  | 104.6 | 103.3 |
| 2      | 103.3 | 97.9  | 97.3  | 102.3 | 96.7  | 91.9  | 49.3  | 108.2 | 98.3  | 73.2  | 124.0 | 112.9 |
| 3      | 103.0 | 98.2  | 96.9  | 101.8 | 98.0  | 84.2  | 46.4  | 110.7 | 96.3  | 73.1  | 116.1 | 109.7 |
| 4      | 102.1 | 97.7  | 96.0  | 101.5 | 97.1  | 82.5  | 52.7  | 111.9 | 91.0  | 70.3  | 119.3 | 113.5 |
| 17年 1期 | 102.5 | 97.8  | 95.2  | 100.5 | 96.1  | 82.4  | 52.0  | 110.6 | 87.9  | 72.4  | 116.9 | 115.5 |
| 16年 1月 | 103.7 | 98.7  | 94.7  | 97.6  | 95.0  | 86.8  | 51.5  | 103.9 | 90.0  | 78.2  | 111.3 | 105.6 |
| 2      | 98.7  | 93.4  | 92.4  | 96.3  | 92.3  | 75.6  | 48.3  | 105.2 | 88.2  | 71.2  | 111.1 | 106.7 |
| 3      | 99.6  | 93.6  | 87.9  | 89.3  | 87.2  | 81.0  | 44.5  | 97.9  | 90.1  | 69.5  | 91.3  | 97.7  |
| 4      | 103.0 | 98.1  | 96.5  | 101.5 | 95.8  | 103.2 | 44.7  | 105.7 | 95.3  | 74.2  | 125.4 | 115.7 |
| 5      | 103.5 | 97.5  | 97.1  | 101.9 | 96.4  | 87.6  | 54.9  | 108.6 | 99.0  | 72.0  | 131.1 | 114.9 |
| 6      | 103.4 | 98.2  | 98.3  | 103.5 | 97.8  | 84.9  | 48.2  | 110.4 | 100.7 | 73.3  | 115.5 | 108.2 |
| 7      | 103.9 | 100.0 | 98.0  | 103.5 | 100.3 | 82.9  | 47.1  | 113.7 | 101.7 | 74.5  | 116.2 | 108.8 |
| 8      | 102.5 | 97.2  | 96.9  | 102.0 | 98.1  | 82.8  | 46.0  | 110.9 | 102.6 | 70.8  | 117.3 | 111.0 |
| 9      | 102.6 | 97.3  | 95.8  | 99.8  | 95.6  | 87.0  | 46.0  | 107.6 | 84.6  | 74.0  | 114.9 | 109.2 |
| 10     | 102.0 | 97.2  | 94.7  | 100.2 | 95.9  | 82.7  | 48.7  | 110.1 | 91.7  | 69.5  | 117.9 | 111.2 |
| 11     | 102.3 | 97.7  | 95.6  | 100.8 | 96.5  | 82.0  | 54.9  | 111.1 | 92.7  | 69.3  | 117.7 | 112.6 |
| 12     | 102.0 | 98.3  | 97.6  | 103.6 | 98.8  | 82.8  | 54.4  | 114.5 | 88.7  | 72.1  | 122.3 | 116.6 |
| 17年 1月 | 104.3 | 100.0 | 98.4  | 104.6 | 103.0 | 85.8  | 52.2  | 115.2 | 87.7  | 82.6  | 114.2 | 125.4 |
| 2      | 101.3 | 96.7  | 93.9  | 99.4  | 91.8  | 77.2  | 52.4  | 106.6 | 88.6  | 65.3  | 127.8 | 118.4 |
| 3      | 102.0 | 96.8  | 93.3  | 97.6  | 93.5  | 84.1  | 51.5  | 110.1 | 87.3  | 69.2  | 108.8 | 102.8 |

5. 業種別及び特殊分類別指数 5. Indices by Industry and by Use of Goods  
(3) 生産者出荷指数 (3) Indices of Producer's Shipments

| 業種・土石製品工業<br>Ceramics, stone and clay products | その他工業<br>Other manufacturing | 家具工業<br>Furniture | その他製品工業<br>Other products | 建設財<br>Construction goods | 鉄鋼業<br>Iron and steel | 金属製品工業<br>Fabricated metals | 一般機械工業<br>General machinery | 電気機械工業<br>Electrical machinery | 窯業・土石製品工業<br>Ceramics, stone and clay products | 化学工業<br>Chemicals | 石油・石炭製品工業<br>Petroleum and coal products | Industries Code |      |      |     |       |      |       |      |      |       |      |     |             |
|--|------------------------------|-------------------|---------------------------|---------------------------|-----------------------|-----------------------------|-----------------------------|--------------------------------|--|-------------------|--|-----------------|------|------|-----|-------|------|-------|------|------|-------|------|-----|-------------|
|  |                              |                   |                           |                           |                       |                             |                             |                                |  |                   |  | 212             | 213  | 214  | 215 | 216   | 217  | 218   | 219  | 220  | 221   | 222  | 223 | Time series |
|  |                              |                   |                           |                           |                       |                             |                             |                                |  |                   |  | 9.0             | 20.2 | 18.8 | 1.4 | 742.4 | 56.1 | 223.0 | 19.0 | 36.9 | 212.7 | 10.3 | 2.0 |             |
| ウェイト   | 10000.0                      | 5142.7            | 2490.2                    | 1747.8                    | 1375.5                | 25.2                        | 8.8                         | 764.3                          | 136.9  | 378.6             | 372.3                                    | 32.5            |      |      |     |       |      |       |      |      |       |      |     |             |

Original Index

|        |       |         |       |       |       |       |       |       |       |       |       |       |           |
|--------|-------|---------|-------|-------|-------|-------|-------|-------|-------|-------|-------|-------|-----------|
| 12年    | 100.0 | 100.0   | 100.0 | 100.0 | 100.0 | 100.0 | 100.0 | 100.0 | 100.0 | 100.0 | 100.0 | 100.0 | C.Y. 2000 |
| 13     | 96.4  | 91.2    | 91.0  | 94.0  | 94.1  | 94.6  | 96.7  | 90.2  | 95.0  | 93.3  | 95.7  | 97.9  | 2001      |
| 14     | 84.1  | 82.6    | 81.8  | 94.0  | 88.9  | 92.6  | 89.1  | 89.5  | 91.3  | 88.4  | 93.2  | 93.3  | 2002      |
| 15     | 76.9  | 85.8    | 84.9  | 97.9  | 86.5  | 92.1  | 85.1  | 103.1 | 92.3  | 83.7  | 92.2  | 85.7  | 2003      |
| 16     | 80.2  | 92.0    | 91.5  | 98.2  | 85.2  | 96.3  | 82.4  | 108.3 | 93.9  | 80.4  | 93.9  | 81.3  | 2004      |
| 12年度   | 99.6  | 99.4    | 99.6  | 95.9  | 99.3  | 99.7  | 100.1 | 100.8 | 100.6 | 98.7  | 99.6  | 99.2  | F.Y. 2000 |
| 13     | 93.7  | 87.1    | 86.6  | 93.3  | 92.0  | 94.3  | 93.9  | 88.8  | 93.0  | 91.6  | 94.3  | 97.2  | 2001      |
| 14     | 82.3  | 83.0    | 81.9  | 98.1  | 88.5  | 92.0  | 88.7  | 92.5  | 91.6  | 87.3  | 93.2  | 92.9  | 2002      |
| 15     | 76.6  | 89.0    | 88.3  | 98.8  | 86.0  | 93.1  | 83.5  | 105.2 | 93.1  | 82.9  | 93.0  | 83.6  | 2003      |
| 16     | 79.2  | 92.3    | 91.8  | 98.4  | 84.1  | 94.9  | 80.8  | 109.9 | 92.7  | 79.4  | 93.9  | 79.5  | 2004      |
| 16年 1月 | 71.6  | 75.7    | 76.5  | 65.0  | 81.1  | 89.9  | 76.2  | 117.3 | 91.9  | 79.5  | 81.5  | 71.1  | Jan. 2004 |
| 2      | 78.6  | 102.1   | 103.9 | 78.2  | 84.5  | 93.0  | 76.4  | 115.1 | 95.6  | 86.7  | 91.2  | 93.2  | Feb.      |
| 3      | 102.4 | 155.9   | 162.0 | 137.4 | 100.7 | 105.2 | 118.6 | 101.8 | 101.8 | 87.8  | 113.8 | 126.7 | Mar.      |
| 4      | 74.8  | 100.1   | 98.9  | 115.5 | 78.5  | 96.9  | 73.5  | 80.6  | 88.2  | 72.9  | 91.1  | 64.2  | Apr.      |
| 5      | 66.8  | 77.7    | 74.5  | 120.5 | 74.6  | 96.2  | 70.1  | 89.3  | 79.2  | 68.5  | 83.9  | 59.7  | May.      |
| 6      | 80.2  | 80.9    | 76.6  | 138.5 | 83.6  | 100.5 | 81.3  | 97.2  | 88.1  | 78.7  | 94.4  | 75.0  | Jun.      |
| 7      | 77.0  | 84.1    | 79.7  | 144.4 | 83.9  | 97.9  | 79.0  | 99.5  | 92.5  | 79.6  | 95.1  | 72.3  | Jul.      |
| 8      | 79.4  | 82.5    | 82.3  | 106.7 | 77.6  | 91.3  | 71.6  | 105.2 | 89.7  | 71.5  | 86.9  | 74.1  | Aug.      |
| 9      | 81.5  | 87.4    | 87.0  | 91.9  | 90.9  | 97.8  | 90.3  | 136.9 | 99.2  | 81.6  | 102.5 | 75.9  | Sep.      |
| 10     | 79.9  | 77.4    | 75.9  | 98.2  | 86.5  | 94.9  | 81.8  | 104.8 | 94.8  | 82.0  | 93.8  | 81.2  | Oct.      |
| 11     | 88.6  | 86.2    | 86.1  | 86.3  | 90.9  | 99.3  | 84.5  | 110.5 | 103.1 | 88.4  | 100.6 | 92.5  | Nov.      |
| 12     | 81.9  | 93.9    | 94.9  | 81.3  | 89.5  | 92.7  | 85.2  | 130.0 | 102.2 | 87.5  | 92.5  | 89.7  | Dec.      |
| 17年 1月 | 76.7  | 80.6    | 82.2  | 60.2  | 77.5  | 87.9  | 70.2  | 126.8 | 86.4  | 75.1  | 83.1  | 70.4  | Jan. 2005 |
| 2      | 78.1  | 105.4   | 107.2 | 81.9  | 80.3  | 85.7  | 73.8  | 109.7 | 90.9  | 81.1  | 89.5  | 80.8  | Feb.      |
| 3      | 85.2  | 151.2</ |       |       |       |       |       |       |       |       |       |       |           |

5. 業種別及び特殊分類別指数 5. Indices by Industry and by Use of Goods  
(3) 生産者出荷指数 (3) Indices of Producer's Shipments

| 分類<br>コード | 業種別及び特殊分類別          |          |                        |           |                           |        |                   |                              |                      |                         |  | Industries<br>Code |                        |
|-----------|---------------------|----------|------------------------|-----------|---------------------------|--------|-------------------|------------------------------|----------------------|-------------------------|--|--------------------|------------------------|
|           | プラスチック<br>製品工業      | 繊維工業     | その他工業                  | 家具工業      | 木材・<br>木製品工業              | 鉱業     | 消費財               | 耐久消費財                        | 金属製品<br>工業           | 電気機械<br>工業              | 情報通信<br>機械工業   |                    | 輸送機械<br>工業             |
|           | Plastic<br>products | Textiles | Other<br>manufacturing | Furniture | Wood and<br>wood products | Mining | Consumer<br>goods | Durable<br>consumer<br>goods | Fabricated<br>metals | Electrical<br>machinery | Information and<br>communication<br>electronics<br>equipment |                    | Transport<br>equipment |
| 時系列       | 224                 | 225      | 226                    | 227       | 228                       | 229    | 230               | 231                          | 232                  | 233                     | 234  | 235                | Time series            |
| ウェイト      | 50.6                | 6.1      | 121.3                  | 16.7      | 104.6                     | 4.4    | 2652.5            | 1230.8                       | 28.8                 | 100.9                   | 260.8  | 734.5              |                        |

| 原指数    |       |       |       |       |       |       |       |       |       |       |       |       |
|--------|-------|-------|-------|-------|-------|-------|-------|-------|-------|-------|-------|-------|
| 12年    | 100.0 | 100.0 | 100.0 | 100.0 | 100.0 | 100.0 | 100.0 | 100.0 | 100.0 | 100.0 | 100.0 | 100.0 |
| 13     | 92.7  | 92.9  | 91.2  | 100.1 | 89.7  | 97.7  | 97.9  | 97.2  | 100.2 | 101.5 | 97.9  | 97.9  |
| 14     | 90.2  | 88.2  | 85.5  | 103.1 | 82.6  | 94.9  | 97.5  | 98.6  | 89.7  | 91.0  | 99.6  | 103.0 |
| 15     | 91.2  | 84.9  | 84.4  | 103.8 | 81.3  | 92.1  | 98.2  | 101.5 | 89.6  | 90.4  | 98.6  | 102.8 |
| 16     | 93.8  | 84.7  | 82.9  | 104.3 | 79.4  | 90.1  | 99.3  | 104.6 | 85.2  | 94.3  | 122.6 | 106.8 |
| 12年度   | 99.0  | 99.3  | 98.4  | 99.9  | 98.1  | 99.4  | 100.1 | 100.4 | 101.7 | 103.5 | 103.0 | 99.6  |
| 13     | 91.0  | 92.2  | 88.5  | 100.0 | 86.6  | 96.9  | 97.0  | 96.0  | 96.9  | 95.9  | 94.6  | 98.6  |
| 14     | 91.2  | 88.0  | 85.2  | 103.5 | 82.3  | 94.4  | 97.9  | 99.6  | 90.6  | 90.1  | 103.6 | 103.6 |
| 15     | 91.7  | 84.5  | 84.4  | 103.8 | 81.3  | 91.8  | 98.8  | 102.8 | 89.6  | 90.7  | 121.6 | 103.9 |
| 16     | 93.0  | 84.1  | 82.2  | 104.7 | 78.6  | 89.7  | 99.4  | 104.8 | 87.4  | 94.5  | 121.9 | 107.4 |
| 16年 1月 | 88.8  | 76.4  | 76.7  | 99.9  | 73.0  | 81.7  | 86.0  | 91.9  | 74.2  | 68.0  | 99.8  | 98.9  |
| 2      | 94.6  | 82.6  | 78.1  | 103.5 | 74.0  | 91.5  | 93.0  | 101.8 | 62.6  | 85.8  | 104.1 | 111.8 |
| 3      | 101.5 | 92.5  | 84.7  | 114.1 | 80.0  | 100.0 | 114.1 | 129.1 | 73.3  | 126.7 | 148.4 | 134.1 |
| 4      | 87.8  | 90.0  | 80.5  | 89.1  | 79.1  | 85.5  | 97.3  | 96.5  | 54.3  | 89.1  | 121.2 | 96.2  |
| 5      | 77.8  | 71.1  | 77.7  | 79.8  | 77.3  | 82.1  | 90.4  | 92.4  | 40.3  | 91.5  | 113.2 | 92.7  |
| 6      | 86.2  | 73.0  | 83.9  | 91.9  | 82.6  | 86.0  | 102.1 | 108.7 | 51.0  | 123.2 | 132.8 | 108.5 |
| 7      | 89.0  | 79.0  | 85.9  | 111.9 | 81.7  | 91.7  | 104.8 | 110.2 | 61.6  | 136.8 | 120.5 | 112.5 |
| 8      | 86.4  | 80.8  | 80.0  | 98.4  | 77.0  | 80.5  | 89.0  | 84.7  | 64.4  | 82.7  | 104.5 | 83.5  |
| 9      | 106.4 | 82.0  | 88.5  | 121.4 | 83.3  | 87.6  | 104.4 | 114.2 | 115.8 | 81.1  | 138.3 | 116.7 |
| 10     | 102.0 | 104.4 | 85.5  | 104.8 | 82.4  | 94.5  | 101.3 | 105.9 | 134.4 | 71.6  | 127.1 | 106.1 |
| 11     | 105.9 | 92.0  | 88.7  | 118.2 | 83.9  | 99.3  | 103.7 | 112.5 | 151.0 | 81.9  | 137.7 | 112.4 |
| 12     | 99.2  | 92.9  | 84.4  | 118.8 | 78.9  | 101.0 | 105.5 | 106.9 | 139.0 | 93.5  | 123.6 | 107.9 |
| 17年 1月 | 88.5  | 76.4  | 74.4  | 99.4  | 70.4  | 81.1  | 84.7  | 89.6  | 89.3  | 67.3  | 91.1  | 98.3  |
| 2      | 90.0  | 81.2  | 75.0  | 105.8 | 70.1  | 88.3  | 95.4  | 106.6 | 63.3  | 87.1  | 113.6 | 116.7 |
| 3      | 97.1  | 86.1  | 82.1  | 116.3 | 76.6  | 98.8  | 113.9 | 128.8 | 83.9  | 128.2 | 138.7 | 136.8 |

| 季節調整済指数 |       |       |       |       |       |       |       |       |       |       |       |       |
|---------|-------|-------|-------|-------|-------|-------|-------|-------|-------|-------|-------|-------|
| 12年 1期  | 98.5  | 99.2  | 100.8 | 98.1  | 101.5 | 99.2  | 97.8  | 96.4  | 97.2  | 96.9  | 90.9  | 96.9  |
| 2       | 100.4 | 101.3 | 100.5 | 98.5  | 100.9 | 99.2  | 100.6 | 101.3 | 101.5 | 98.0  | 96.6  | 103.4 |
| 3       | 100.4 | 100.2 | 100.5 | 101.8 | 99.9  | 100.7 | 100.2 | 100.3 | 99.5  | 102.4 | 103.8 | 99.0  |
| 4       | 99.5  | 99.3  | 97.4  | 101.0 | 96.8  | 99.8  | 100.6 | 101.2 | 100.5 | 102.2 | 107.0 | 100.2 |
| 13年 1期  | 96.2  | 96.8  | 95.6  | 99.0  | 95.2  | 98.2  | 99.5  | 99.1  | 108.1 | 108.9 | 104.8 | 96.9  |
| 2       | 94.8  | 92.1  | 91.9  | 104.6 | 90.2  | 99.5  | 99.3  | 98.5  | 95.1  | 99.6  | 102.1 | 97.7  |
| 3       | 92.2  | 92.6  | 89.0  | 96.6  | 87.5  | 97.7  | 97.8  | 97.6  | 99.6  | 99.8  | 94.0  | 100.3 |
| 4       | 88.0  | 91.0  | 88.5  | 100.4 | 86.5  | 95.7  | 95.3  | 93.9  | 98.2  | 92.7  | 91.4  | 97.1  |
| 14年 1期  | 89.6  | 93.7  | 84.7  | 100.3 | 82.2  | 95.2  | 96.4  | 95.0  | 91.0  | 90.4  | 91.9  | 99.8  |
| 2       | 88.8  | 90.2  | 86.7  | 103.3 | 84.3  | 95.2  | 97.4  | 97.9  | 92.1  | 91.3  | 96.4  | 102.4 |
| 3       | 90.0  | 83.9  | 85.3  | 100.6 | 82.6  | 95.0  | 97.8  | 99.5  | 89.8  | 92.6  | 99.7  | 103.9 |
| 4       | 92.1  | 86.3  | 85.1  | 108.2 | 81.5  | 94.4  | 98.6  | 102.1 | 88.7  | 91.5  | 109.5 | 106.6 |
| 15年 1期  | 93.5  | 91.5  | 83.8  | 102.4 | 81.0  | 93.5  | 98.3  | 99.7  | 94.9  | 88.0  | 109.6 | 103.0 |
| 2       | 90.8  | 84.5  | 82.9  | 100.1 | 80.3  | 92.4  | 98.1  | 100.6 | 91.0  | 95.3  | 115.7 | 101.4 |
| 3       | 91.4  | 82.7  | 86.4  | 106.5 | 83.0  | 92.4  | 96.6  | 100.1 | 87.3  | 87.9  | 119.1 | 101.6 |
| 4       | 89.8  | 82.1  | 84.7  | 106.7 | 81.2  | 90.6  | 100.1 | 105.7 | 89.3  | 94.5  | 128.0 | 105.7 |
| 16年 1期  | 92.9  | 86.4  | 82.6  | 100.6 | 79.9  | 91.3  | 98.7  | 102.8 | 90.8  | 89.9  | 121.4 | 105.0 |
| 2       | 92.5  | 87.6  | 82.3  | 97.8  | 79.8  | 88.7  | 98.9  | 105.1 | 87.8  | 93.8  | 123.7 | 106.8 |
| 3       | 93.4  | 82.9  | 84.2  | 111.0 | 79.6  | 89.6  | 99.2  | 103.5 | 85.6  | 94.8  | 121.1 | 106.2 |
| 4       | 95.8  | 82.6  | 82.0  | 106.3 | 78.2  | 90.2  | 99.4  | 105.6 | 82.1  | 98.6  | 122.6 | 108.1 |
| 17年 1期  | 91.0  | 84.9  | 80.8  | 103.3 | 77.4  | 90.8  | 100.2 | 104.7 | 103.1 | 91.4  | 120.1 | 108.4 |
| 16年 1月  | 94.4  | 88.5  | 84.2  | 104.9 | 80.6  | 94.6  | 102.0 | 106.5 | 93.0  | 94.3  | 128.1 | 108.4 |
| 2       | 91.8  | 84.6  | 79.9  | 97.1  | 78.2  | 89.3  | 94.5  | 97.5  | 90.7  | 86.8  | 111.9 | 100.0 |
| 3       | 92.4  | 86.1  | 83.6  | 99.9  | 80.9  | 90.0  | 97.7  | 104.5 | 88.8  | 88.5  | 124.3 | 106.7 |
| 4       | 96.9  | 91.1  | 81.9  | 98.6  | 79.5  | 88.5  | 100.0 | 105.1 | 86.8  | 93.2  | 127.5 | 104.9 |
| 5       | 89.0  | 85.1  | 82.4  | 99.0  | 79.6  | 89.6  | 98.2  | 105.3 | 87.8  | 93.8  | 121.7 | 108.0 |
| 6       | 91.5  | 86.5  | 82.7  | 95.7  | 80.3  | 88.0  | 98.6  | 105.0 | 88.7  | 94.3  | 122.0 | 107.6 |
| 7       | 91.6  | 89.4  | 83.4  | 110.6 | 79.2  | 92.2  | 101.2 | 106.7 | 91.2  | 98.8  | 121.3 | 108.8 |
| 8       | 93.0  | 83.0  | 83.6  | 105.7 | 79.6  | 87.8  | 97.7  | 100.4 | 83.6  | 94.9  | 118.3 | 104.1 |
| 9       | 95.7  | 76.2  | 85.6  | 116.6 | 80.0  | 88.8  | 98.6  | 103.5 | 82.0  | 90.7  | 123.7 | 105.7 |
| 10      | 94.6  | 83.9  | 80.5  | 102.5 | 77.3  | 88.3  | 99.6  | 104.5 | 86.7  | 96.7  | 121.7 | 107.3 |
| 11      | 96.4  | 79.5  | 82.7  | 106.1 | 78.8  | 90.8  | 99.3  | 107.0 | 82.8  | 99.2  | 123.6 | 108.6 |
| 12      | 96.4  | 84.5  | 82.9  | 110.4 | 78.4  | 91.4  | 99.2  | 105.4 | 76.9  | 99.9  | 122.5 | 108.4 |
| 17年 1月  | 93.2  | 88.1  | 81.6  | 104.7 | 77.5  | 94.0  | 101.0 | 104.4 | 112.0 | 93.9  | 118.5 | 107.8 |
| 2       | 90.0  | 86.0  | 78.8  | 100.9 | 76.2  | 88.9  | 99.6  | 104.7 | 93.7  | 91.2  | 124.4 | 107.3 |
| 3       | 89.9  | 80.6  | 82.1  | 104.2 | 78.5  | 89.4  | 100.1 | 105.1 | 103.5 | 89.1  | 117.3 | 110.0 |

5. 業種別及び特殊分類別指数 5. Indices by Industry and by Use of Goods  
(3) 生産者出荷指数 (3) Indices of Producer's Shipments

| 分類<br>コード | 業種別及び特殊分類別               |          |                        |           |                   |                                  |                         |                                    |  |           |                                   | Industries<br>Code |                     |
|-----------|--------------------------|----------|------------------------|-----------|-------------------|----------------------------------|-------------------------|------------------------------------|--|-----------|-----------------------------------|--------------------|---------------------|
|           | 精密機械<br>工業               | 繊維工業     | その他工業                  | 家具工業      | その他<br>製品工業       | 非耐久<br>消費財                       | 電気機械<br>工業              | 電子部品・<br>デバイス工業                    | 窯業・土石<br>製品工業                              | 化学工業      | 石油・石炭<br>製品工業                     |                    | プラスチック<br>製品工業      |
|           | Precision<br>instruments | Textiles | Other<br>manufacturing | Furniture | Other<br>products | Non-durable<br>consumer<br>goods | Electrical<br>machinery | Electronic<br>parts and<br>devices | Ceramics,<br>stone and<br>clay<br>products | Chemicals | Petroleum<br>and coal<br>products |                    | Plastic<br>products |
| 時系列       | 236                      | 237      | 238                    | 239       | 240               | 241                              | 242                     | 243                                | 244  | 245       | 246                               | 247                | Time series         |
| ウェイト      | 30.4                     | 15.8     | 59.6                   | 29.3      | 30.3              | 1421.7                           | 12.9                    | 10.9                               | 11.4                                       | 303.9     | 183.9                             | 19.3               |                     |

| Original Index |       |       |       |       |       |       |       |       |       |       |       |           |
|----------------|-------|-------|-------|-------|-------|-------|-------|-------|-------|-------|-------|-----------|
| 100.0          | 100.0 | 100.0 | 100.0 | 100.0 | 100.0 | 100.0 | 100.0 | 100.0 | 100.0 | 100.0 | 100.0 | 100.0     |
| 80.2           | 89.8  | 87.9  | 92.6  | 83.5  | 98.5  | 90.8  | 60.8  | 88.1  | 104.0 | 99.6  | 91.1  | 2001      |
| 68.1           | 74.4  | 78.2  | 78.2  | 78.3  | 96.6  | 94.5  | 56.2  | 78.0  | 105.2 | 98.0  | 78.7  | 2002      |
| 53.0           | 67.6  | 69.7  | 69.6  | 69.8  | 95.4  | 97.3  | 60.3  | 71.1  | 106.0 | 99.5  | 74.6  | 2003      |
| 46.0           | 63.1  | 66.1  | 63.9  | 68.3  | 94.7  | 99.2  | 53.2  | 68.2  | 108.9 | 99.8  | 74.1  | 2004      |
| 96.0           | 96.7  | 96.1  | 98.6  | 93.6  | 99.9  | 98.8  | 93.9  | 96.4  | 102.3 | 100.4 | 98.0  | F.Y. 2000 |
| 75.1           | 85.4  | 84.0  | 87.7  | 80.4  | 97.9  | 88.5  | 54.3  | 85.7  | 103.7 | 98.7  | 87.5  | 2001      |
| 66.9           | 72.2  | 75.8  | 76.3  | 75.4  | 96.5  | 97.4  | 57.2  | 76.1  | 106.3 | 98.9  | 78.1  | 2002      |
| 52.5           | 66.9  | 68.4  | 68.4  | 68.4  | 95.3  | 98.0  | 59.4  | 70.5  | 106.7 | 99.7  | 74.5  | 2003      |
| 43.0           | 61.8  | 66.7  | 62.5  | 70.8  | 94.7  | 100.1 | 52.7  | 66.8  | 109.5 | 99.8  | 73.5  | 2004      |
| 39.1           | 65.5  | 52.8  | 61.2  | 44.7  | 80.9  | 79.0  | 49.8  | 63.5  | 92.0  | 102.0 | 68.3  | Jan. 2004 |
| 49.4           | 61.4  | 52.1  | 65.5  | 39.3  | 85.4  | 90.7  | 51.4  | 68.4  | 99.2  | 97.4  | 67.7  | Feb.      |
| 61.0           | 65.0  | 66.2  | 79.4  | 53.4  | 101.1 | 98.9  | 49.1  | 75.2  | 119.6 | 106.5 | 78.8  | Mar.      |
| 45.3           | 59.2  | 61.6  | 69.2  | 54.4  | 97.9  | 97.3  | 57.2  | 71.2  | 110.0 | 95.5  | 82.7  | Apr.      |
| 40.8           | 52.1  | 61.6  | 55.3  | 67.7  | 88.7  | 85.8  | 49.9  | 66.8  | 93.7  | 95.0  | 72.4  | May.      |
| 39.0           | 53.3  | 60.1  | 58.4  | 61.8  | 96.4  | 99.6  | 61.7  | 72.8  | 114.7 | 89.8  | 73.0  | Jun.      |
| 42.4           | 56.0  | 62.6  | 62.5  | 62.7  | 100.2 | 97.2  | 54.5  | 71.3  | 116.6 | 103.9 | 72.9  | Jul.      |
| 38.2           | 57.3  | 104.5 | 56.3  | 57.8  | 92.7  | 89.3  | 43.4  | 61.8  | 101.6 | 107.4 | 69.7  | Aug.      |
| 61.1           | 69.9  | 72.5  | 63.9  | 80.9  | 95.8  | 102.7 | 55.2  | 68.4  | 113.8 | 96.8  | 74.6  | Sep.      |
| 47.4           | 79.4  | 92.3  | 63.7  | 120.0 | 97.3  | 104.7 | 56.3  | 67.1  | 116.6 | 98.1  | 76.4  | Oct.      |
| 45.4           | 69.1  | 82.3  | 64.9  | 99.2  | 96.0  | 115.2 | 59.1  | 66.2  | 113.4 | 95.9  | 77.2  | Nov.      |
| 42.4           | 68.6  | 71.6  | 65.9  | 77.2  | 104.4 | 130.3 | 51.0  | 66.1  | 115.8 | 108.8 | 75.9  | Dec.      |
| 32.0           | 57.6  | 52.4  | 56.4  | 48.7  | 80.4  | 83.0  | 45.4  | 56.5  | 95.0  | 103.2 | 66.5  | Jan. 2005 |
| 36.7           | 55.4  | 55.8  | 60.0  | 51.7  | 85.6  | 90.6  | 48.1  | 62.0  | 102.0 | 96.1  | 66.4  | Feb.      |
| 45.3           | 63.5  | 70.1  | 73.4  | 67.0  | 101.0 | 104.9 | 50.8  | 71.0  | 121.3 | 106.8 | 74.7  | Mar       |

5. 業種別及び特殊分類別指数 5. Indices by Industry and by Use of Goods  
(3) 生産者出荷指数 (3) Indices of Producer's Shipments

| 分類コード | 生産財                            |          |                   |                     |                  |                | 鉱工業用生産財        | 鉄鋼業                          | 非鉄金属業          | 金属製品業              | 一般機械業             |                   |
|-------|--------------------------------|----------|-------------------|---------------------|------------------|----------------|----------------|------------------------------|----------------|--------------------|-------------------|-------------------|
|       | パルプ・紙・紙加工工業                    | 繊維工業     | 食料品・たばこ工業         | その他工業               | 皮革製品業            | その他の工業         |                |                              |                |                    |                   | 生産財               |
| 時系列   | Pulp, paper and paper products | Textiles | Foods and tobacco | Other manufacturing | Leather products | Other products | Producer goods | For mining and manufacturing | Iron and steel | Non-ferrous metals | Fabricated metals | General machinery |
| ウェイト  | 248                            | 249      | 250               | 251                 | 252              | 253            | 254            | 255                          | 256            | 257                | 258               | 259               |

| 原指数    | 248   | 249   | 250   | 251   | 252   | 253   | 254   | 255   | 256   | 257   | 258   | 259   |
|--------|-------|-------|-------|-------|-------|-------|-------|-------|-------|-------|-------|-------|
| 12年    | 100.0 | 100.0 | 100.0 | 100.0 | 100.0 | 100.0 | 100.0 | 100.0 | 100.0 | 100.0 | 100.0 | 100.0 |
| 13     | 100.9 | 89.6  | 98.6  | 86.9  | 93.8  | 82.0  | 91.5  | 91.4  | 97.9  | 92.5  | 90.7  | 89.3  |
| 14     | 98.6  | 80.1  | 97.2  | 75.8  | 76.3  | 75.5  | 94.9  | 94.9  | 102.9 | 90.8  | 87.2  | 88.7  |
| 15     | 99.0  | 69.9  | 96.1  | 67.7  | 69.7  | 66.3  | 101.2 | 101.3 | 107.9 | 93.4  | 87.3  | 93.7  |
| 16     | 101.0 | 62.7  | 94.5  | 65.1  | 65.0  | 65.1  | 107.7 | 107.9 | 114.8 | 96.6  | 90.2  | 101.2 |
| 12年度   | 100.5 | 97.1  | 99.6  | 95.7  | 99.3  | 93.1  | 99.8  | 99.8  | 100.9 | 99.8  | 99.1  | 99.7  |
| 13     | 100.5 | 87.7  | 98.6  | 82.5  | 87.7  | 78.8  | 89.6  | 89.5  | 96.9  | 89.8  | 87.7  | 86.6  |
| 14     | 98.8  | 77.5  | 96.9  | 73.1  | 75.4  | 71.5  | 97.3  | 97.3  | 105.6 | 92.2  | 88.3  | 90.5  |
| 15     | 98.6  | 68.0  | 95.9  | 66.1  | 67.4  | 65.2  | 103.5 | 103.7 | 109.8 | 94.7  | 87.7  | 95.5  |
| 16     | 101.9 | 60.6  | 94.3  | 66.2  | 64.3  | 67.4  | 107.7 | 107.9 | 115.2 | 96.0  | 90.1  | 102.5 |
| 16年 1月 | 85.3  | 58.9  | 76.5  | 50.2  | 60.0  | 43.3  | 100.7 | 100.9 | 111.1 | 92.9  | 77.1  | 91.9  |
| 2      | 93.5  | 68.2  | 81.5  | 54.9  | 78.1  | 38.5  | 104.3 | 104.4 | 111.9 | 96.6  | 83.4  | 101.1 |
| 3      | 106.3 | 81.9  | 98.1  | 67.6  | 87.3  | 53.6  | 118.7 | 118.9 | 126.6 | 104.8 | 97.1  | 121.6 |
| 4      | 99.9  | 79.6  | 99.5  | 60.6  | 72.7  | 52.0  | 106.9 | 107.1 | 109.5 | 97.4  | 93.6  | 97.6  |
| 5      | 92.7  | 67.1  | 90.7  | 60.8  | 57.2  | 63.4  | 101.8 | 102.1 | 110.3 | 90.3  | 86.5  | 90.7  |
| 6      | 102.0 | 59.5  | 98.8  | 55.5  | 54.9  | 55.9  | 111.7 | 112.0 | 115.8 | 99.4  | 96.2  | 108.1 |
| 7      | 102.0 | 53.8  | 102.6 | 54.4  | 54.6  | 54.2  | 110.7 | 110.9 | 118.1 | 99.1  | 100.2 | 103.3 |
| 8      | 95.1  | 51.7  | 94.2  | 58.3  | 64.7  | 53.8  | 101.4 | 101.6 | 104.6 | 87.0  | 86.7  | 90.6  |
| 9      | 103.7 | 61.6  | 94.7  | 72.9  | 67.4  | 76.8  | 113.7 | 114.0 | 119.1 | 99.9  | 90.8  | 107.8 |
| 10     | 103.9 | 60.0  | 94.6  | 95.7  | 64.1  | 118.0 | 106.8 | 106.9 | 114.1 | 98.9  | 89.2  | 97.1  |
| 11     | 107.8 | 55.5  | 95.1  | 80.9  | 59.0  | 96.3  | 109.2 | 109.4 | 121.1 | 100.1 | 91.8  | 100.9 |
| 12     | 120.0 | 54.0  | 107.8 | 68.9  | 59.6  | 75.4  | 106.9 | 107.0 | 115.6 | 93.0  | 89.4  | 103.6 |
| 17年 1月 | 87.4  | 52.2  | 74.6  | 51.1  | 56.9  | 47.0  | 100.5 | 100.7 | 112.9 | 89.2  | 77.3  | 94.9  |
| 2      | 95.4  | 59.0  | 81.7  | 60.9  | 76.9  | 49.6  | 103.4 | 103.5 | 112.0 | 93.6  | 84.5  | 105.9 |
| 3      | 113.1 | 73.7  | 97.4  | 74.0  | 84.0  | 66.9  | 118.8 | 119.0 | 128.9 | 104.6 | 95.4  | 129.5 |

| 季節調整済指数 | 248   | 249   | 250   | 251   | 252   | 253   | 254   | 255   | 256   | 257   | 258   | 259   |
|---------|-------|-------|-------|-------|-------|-------|-------|-------|-------|-------|-------|-------|
| 12年 1期  | 97.8  | 103.3 | 100.1 | 109.2 | 101.4 | 118.6 | 96.6  | 96.5  | 96.5  | 97.2  | 99.3  | 96.0  |
| 2       | 100.6 | 101.3 | 99.6  | 100.9 | 100.9 | 101.3 | 100.2 | 100.2 | 99.6  | 99.3  | 99.2  | 102.8 |
| 3       | 98.8  | 97.5  | 100.4 | 94.8  | 96.6  | 93.7  | 100.9 | 100.9 | 100.9 | 100.4 | 100.6 | 99.1  |
| 4       | 101.4 | 97.0  | 99.5  | 96.6  | 99.7  | 93.6  | 101.3 | 101.4 | 101.6 | 102.3 | 100.2 | 101.0 |
| 13年 1期  | 101.3 | 92.9  | 99.1  | 91.4  | 100.3 | 85.6  | 97.4  | 97.4  | 101.8 | 97.8  | 97.0  | 97.1  |
| 2       | 101.1 | 91.4  | 100.1 | 93.1  | 97.6  | 89.1  | 92.6  | 92.5  | 98.1  | 93.6  | 92.5  | 92.6  |
| 3       | 101.1 | 87.8  | 98.7  | 85.7  | 89.5  | 82.5  | 89.2  | 89.1  | 97.0  | 91.4  | 88.6  | 86.4  |
| 4       | 100.3 | 85.8  | 96.8  | 79.4  | 87.0  | 74.7  | 87.2  | 87.0  | 94.5  | 87.4  | 85.0  | 81.2  |
| 14年 1期  | 100.2 | 86.0  | 99.1  | 74.9  | 78.7  | 72.5  | 90.0  | 89.9  | 98.1  | 87.5  | 85.0  | 86.6  |
| 2       | 99.7  | 80.5  | 98.2  | 72.1  | 76.9  | 68.3  | 95.3  | 95.3  | 102.3 | 91.2  | 88.2  | 88.3  |
| 3       | 99.9  | 79.4  | 96.1  | 80.0  | 75.2  | 83.5  | 96.6  | 96.7  | 106.1 | 91.3  | 87.6  | 90.0  |
| 4       | 94.9  | 74.6  | 96.1  | 75.9  | 73.9  | 76.3  | 97.4  | 97.4  | 104.9 | 93.1  | 87.9  | 89.7  |
| 15年 1期  | 100.7 | 74.6  | 97.2  | 64.5  | 75.5  | 55.8  | 99.8  | 99.7  | 108.8 | 93.0  | 89.2  | 92.8  |
| 2       | 99.2  | 70.2  | 96.7  | 67.2  | 68.3  | 65.1  | 98.9  | 98.9  | 107.2 | 91.6  | 87.0  | 91.9  |
| 3       | 98.8  | 68.8  | 93.3  | 68.5  | 68.8  | 67.6  | 101.1 | 101.2 | 106.1 | 92.8  | 86.0  | 91.6  |
| 4       | 97.9  | 65.5  | 97.4  | 68.6  | 65.1  | 70.2  | 105.6 | 105.8 | 110.2 | 96.5  | 87.3  | 99.2  |
| 16年 1期  | 97.0  | 66.0  | 94.9  | 60.5  | 66.2  | 55.0  | 106.7 | 106.9 | 113.5 | 96.3  | 88.9  | 97.7  |
| 2       | 100.5 | 63.9  | 93.0  | 70.5  | 65.4  | 74.2  | 108.7 | 109.0 | 115.5 | 96.0  | 89.8  | 101.9 |
| 3       | 102.8 | 59.2  | 95.8  | 62.6  | 63.9  | 62.2  | 108.4 | 108.6 | 112.6 | 97.3  | 90.6  | 102.4 |
| 4       | 103.1 | 60.3  | 93.7  | 65.8  | 63.7  | 66.7  | 106.5 | 106.7 | 117.4 | 96.1  | 90.5  | 102.5 |
| 17年 1期  | 101.8 | 59.0  | 95.2  | 65.7  | 64.6  | 67.0  | 107.7 | 107.9 | 116.3 | 95.3  | 90.1  | 103.8 |
| 16年 1月  | 98.7  | 66.5  | 96.1  | 63.5  | 67.4  | 60.1  | 108.7 | 109.0 | 118.1 | 97.9  | 89.7  | 98.9  |
| 2       | 97.9  | 64.6  | 93.9  | 56.5  | 65.4  | 48.5  | 104.6 | 104.7 | 109.5 | 95.6  | 87.8  | 96.3  |
| 3       | 94.5  | 66.9  | 94.8  | 61.4  | 65.8  | 56.4  | 106.9 | 107.0 | 113.0 | 95.5  | 89.3  | 97.9  |
| 4       | 99.7  | 65.3  | 95.5  | 67.8  | 64.9  | 71.2  | 108.1 | 108.3 | 118.2 | 96.0  | 89.7  | 100.2 |
| 5       | 99.6  | 63.2  | 91.4  | 75.1  | 65.6  | 82.0  | 108.8 | 109.1 | 114.2 | 95.8  | 90.5  | 101.1 |
| 6       | 102.1 | 63.2  | 92.0  | 68.5  | 65.6  | 69.4  | 109.2 | 109.5 | 114.1 | 96.2  | 89.1  | 104.5 |
| 7       | 103.0 | 61.2  | 97.0  | 64.4  | 63.4  | 66.1  | 108.4 | 108.6 | 115.3 | 96.8  | 92.4  | 103.2 |
| 8       | 102.2 | 57.8  | 94.9  | 63.2  | 65.5  | 61.8  | 108.1 | 108.3 | 109.0 | 97.2  | 90.6  | 101.5 |
| 9       | 103.2 | 58.7  | 95.6  | 60.3  | 62.9  | 58.6  | 108.8 | 108.9 | 113.4 | 98.0  | 88.8  | 102.4 |
| 10      | 101.7 | 60.1  | 94.2  | 69.2  | 64.1  | 69.3  | 105.9 | 106.0 | 116.4 | 96.7  | 89.8  | 101.9 |
| 11      | 103.5 | 60.5  | 93.5  | 63.1  | 63.8  | 64.2  | 107.6 | 107.6 | 121.2 | 97.1  | 90.7  | 102.1 |
| 12      | 104.2 | 60.3  | 93.4  | 65.1  | 63.2  | 66.6  | 106.2 | 106.4 | 114.7 | 94.4  | 90.9  | 103.4 |
| 17年 1月  | 100.8 | 58.9  | 94.2  | 68.3  | 63.8  | 71.3  | 108.4 | 108.7 | 119.0 | 94.6  | 90.9  | 101.5 |
| 2       | 102.7 | 57.6  | 96.7  | 64.0  | 66.4  | 63.4  | 106.4 | 106.5 | 113.0 | 94.9  | 91.2  | 103.4 |
| 3       | 101.9 | 60.5  | 94.7  | 64.9  | 63.6  | 66.2  | 108.4 | 108.6 | 116.8 | 96.3  | 88.1  | 106.5 |

5. 業種別及び特殊分類別指数 5. Indices by Industry and by Use of Goods  
(3) 生産者出荷指数 (3) Indices of Producer's Shipments

| 分類コード | 生産財                  |   |                              |                     |                       |                                   |           |                             |                  |                                | Industries Code |                   |
|-------|----------------------|---|------------------------------|---------------------|-----------------------|-----------------------------------|-----------|-----------------------------|------------------|--------------------------------|-----------------|-------------------|
|       | 電気機械工業               | 情報通信機械工業  | 電子部品・デバイス工業                  | 輸送機械工業              | 精密機械工業                | 窯業・土石製品工業                         | 化学工業      | 石油・石炭製品工業                   | プラスチック製品工業       | パルプ・紙・紙加工工業                    |                 | 繊維工業              |
| 時系列   | Electrical machinery | Information and communication electronics equipment | Electronic parts and devices | Transport equipment | Precision instruments | Ceramics, stone and clay products | Chemicals | Petroleum and coal products | Plastic products | Pulp, paper and paper products | Textiles        | Foods and tobacco |
| ウェイト  | 260                  | 261   | 262                          | 263                 | 264                   | 265                               | 266       | 267                         | 268              | 269                            | 270             | 271               |

| 原指数    | 260   | 261   | 262   | 263   | 264   | 265   | 266   | 267   | 268   | 269   | 270   | 271   |
|--------|-------|-------|-------|-------|-------|-------|-------|-------|-------|-------|-------|-------|
| 12年    | 100.0 | 100.0 | 100.0 | 100.0 | 100.0 | 100.0 | 100.0 | 100.0 | 100.0 | 100.0 | 100.0 | 100.0 |
| 13     | 88.5  | 62.2  | 80.1  | 101.8 | 92.9  | 91.3  | 95.4  | 97.7  | 93.8  | 96.9  | 93.3  | 98.4  |
| 14     | 95.0  | 58.6  | 91.2  | 109.9 | 96.6  | 93.5  | 95.6  | 94.5  | 93.6  | 97.4  | 85.2  | 98.7  |
| 15     | 107.6 | 63.3  | 109.6 | 116.4 | 96.4  | 92.3  | 97.3  | 96.6  | 95.2  | 96.9  | 78.8  | 98.9  |
| 16     | 119.5 | 64.2  | 125.3 | 122.8 | 94.7  | 92.3  | 99.8  | 95.8  | 98.2  | 98.3  | 76.0  | 98.5  |
| 12年度   | 99.2  | 90.7  | 100.5 | 101.0 | 95.9  | 99.0  | 99.5  | 99.7  | 98.9  | 99.5  | 98.3  | 99.5  |
| 13     | 86.1  | 57.1  | 76.3  | 102.9 | 94.3  | 90.2  | 93.7  | 96.1  | 92.6  | 96.1  | 91.2  | 98.3  |
| 14     | 99.1  | 62.6  | 96.5  | 112.4 | 97.8  | 94.5  | 97.2  | 95.9  | 94.4  | 97.7  | 83.6  | 98.7  |
| 15     | 111.2 | 61.7  | 116.1 | 118.2 | 98.1  | 92.0  | 98.2  | 96.0  | 96.0  | 97.5  | 78.0  | 99.2  |
| 16     | 120.7 | 65.3  | 124.1 | 124.1 | 90.5  | 92.1  | 99.4  | 95.7  | 98.2  | 98.3  | 74.8  | 98.0  |
| 16年 1月 | 106.7 | 53.1  | 115.5 | 114.9 | 84.4  | 87.1  | 99.6  | 104.8 | 88.2  | 89.8  | 73.3  | 88.4  |
| 2      | 111.9 | 60.8  | 118.5 | 122.1 | 93.5  | 86.7  | 99.2  | 101.4 | 92.4  | 93.3  | 74.4  | 91.8  |
| 3      | 128.8 | 71.4  | 138.9 | 137.7 | 95.5  | 96.4  | 107.6 | 105.6 | 104.6 | 105.8 | 82.1  | 107.3 |
| 4      | 122.5 | 67.9  | 123.1 | 122.7 | 101.7 | 92.8  | 97.2  | 89.0  | 100.3 | 100.5 | 75.5  | 106.7 |
| 5      | 110.8 | 60.8  | 123.7 | 109.5 | 91.9  | 87.0  | 92.1  | 87.7  | 92.8  | 93.1  | 73.6  | 97.4  |
| 6      | 123.4 | 66.7  | 133.8 | 129.3 | 94.0  | 95.0  | 100.0 | 86.8  | 101.2 | 98.5  | 7     |       |



5. 業種別及び特殊分類別指数 5. Indices by Industry and by Use of Goods  
(3) 生産者出荷指数 (3) Indices of Producer's Shipments

| 分類コード | 業種別   |        |        |          |     |         |        |        |        |           |      |           |
|-------|-------|--------|--------|----------|-----|---------|--------|--------|--------|-----------|------|-----------|
|       | その他工業 | ゴム製品工業 | 皮革製品工業 | 木材・木製品工業 | 鉱業  | その他用生産財 | 金属製品工業 | 電気機械工業 | 精密機械工業 | 窯業・土石製品工業 | 化学工業 | 石油・石炭製品工業 |
| 時系列   | 272   | 273    | 274    | 275      | 276 | 277     | 278    | 279    | 280    | 281       | 282  | 283       |
| ウェイト  | 128.7 | 91.1   | 6.5    | 31.1     | 2.8 | 125.3   | 11.3   | 8.3    | 3.6    | 5.0       | 5.4  | 39.9      |

| 原指数    |       |       |       |       |       |       |       |       |       |       |       |       |
|--------|-------|-------|-------|-------|-------|-------|-------|-------|-------|-------|-------|-------|
| 12年    | 100.0 | 100.0 | 100.0 | 100.0 | 100.0 | 100.0 | 100.0 | 100.0 | 100.0 | 100.0 | 100.0 | 100.0 |
| 13     | 94.3  | 95.3  | 95.5  | 91.3  | 97.9  | 95.7  | 91.2  | 94.3  | 95.0  | 94.1  | 100.3 | 97.7  |
| 14     | 92.7  | 96.3  | 86.4  | 83.5  | 95.9  | 94.9  | 80.9  | 108.4 | 78.6  | 87.4  | 96.0  | 95.9  |
| 15     | 94.3  | 99.7  | 84.9  | 80.4  | 93.5  | 97.8  | 78.6  | 121.6 | 86.7  | 85.6  | 90.3  | 99.6  |
| 16     | 96.9  | 103.6 | 85.2  | 79.5  | 92.2  | 99.9  | 77.5  | 136.9 | 100.0 | 89.9  | 92.4  | 97.9  |
| 12年度   | 98.6  | 98.6  | 99.8  | 98.2  | 100.4 | 99.1  | 97.7  | 101.3 | 102.1 | 98.6  | 100.3 | 100.4 |
| 13     | 92.8  | 94.6  | 91.3  | 87.8  | 97.2  | 94.4  | 88.7  | 94.1  | 88.6  | 92.4  | 99.9  | 95.4  |
| 14     | 93.9  | 98.1  | 87.6  | 83.1  | 95.0  | 96.4  | 79.2  | 112.7 | 79.2  | 85.4  | 95.1  | 98.7  |
| 15     | 95.1  | 100.8 | 85.7  | 80.1  | 94.1  | 98.3  | 78.4  | 126.2 | 89.8  | 88.0  | 90.1  | 99.0  |
| 16     | 97.0  | 104.3 | 83.7  | 78.7  | 92.3  | 100.2 | 77.5  | 141.3 | 104.7 | 90.4  | 94.4  | 96.4  |
| 16年 1月 | 90.8  | 96.9  | 79.2  | 75.5  | 89.8  | 94.2  | 75.9  | 112.2 | 86.2  | 80.8  | 72.2  | 101.3 |
| 2      | 94.2  | 101.1 | 85.0  | 76.0  | 98.3  | 98.8  | 79.5  | 115.5 | 96.8  | 85.2  | 92.7  | 104.8 |
| 3      | 104.9 | 114.6 | 90.8  | 79.6  | 103.6 | 108.9 | 87.0  | 133.3 | 96.5  | 98.6  | 98.3  | 110.2 |
| 4      | 95.1  | 103.1 | 85.2  | 73.8  | 86.8  | 99.0  | 82.4  | 124.3 | 89.9  | 86.3  | 96.6  | 94.2  |
| 5      | 89.6  | 94.3  | 81.8  | 77.5  | 86.1  | 92.4  | 75.9  | 115.6 | 83.9  | 86.4  | 76.7  | 90.0  |
| 6      | 99.8  | 106.7 | 85.7  | 82.5  | 83.8  | 99.8  | 78.1  | 129.8 | 110.7 | 98.1  | 101.5 | 91.6  |
| 7      | 100.8 | 108.3 | 92.7  | 80.7  | 93.7  | 100.1 | 72.8  | 128.0 | 105.1 | 97.9  | 107.3 | 94.9  |
| 8      | 87.8  | 91.4  | 81.3  | 78.6  | 81.6  | 94.4  | 66.7  | 114.9 | 97.9  | 87.2  | 79.2  | 104.0 |
| 9      | 102.0 | 108.7 | 84.0  | 86.2  | 89.6  | 102.1 | 75.5  | 148.5 | 116.0 | 94.8  | 96.8  | 98.5  |
| 10     | 100.8 | 108.3 | 83.4  | 82.7  | 90.2  | 102.1 | 78.2  | 148.8 | 99.9  | 86.3  | 101.7 | 95.8  |
| 11     | 101.7 | 108.7 | 87.7  | 84.2  | 98.9  | 102.9 | 82.8  | 172.8 | 112.9 | 87.9  | 99.9  | 91.0  |
| 12     | 94.9  | 101.5 | 85.8  | 77.2  | 104.2 | 104.6 | 75.1  | 199.1 | 104.4 | 89.1  | 85.7  | 97.9  |
| 17年 1月 | 90.5  | 98.0  | 74.6  | 72.0  | 87.5  | 95.1  | 79.1  | 122.6 | 102.2 | 82.5  | 75.1  | 97.7  |
| 2      | 95.0  | 104.0 | 79.0  | 72.3  | 99.3  | 99.2  | 79.4  | 131.2 | 116.1 | 84.3  | 107.1 | 97.4  |
| 3      | 106.3 | 118.1 | 82.8  | 76.7  | 106.3 | 110.8 | 83.5  | 160.3 | 117.1 | 103.9 | 105.0 | 104.3 |

| 季節調整済指数 |       |       |       |       |       |       |       |       |       |       |       |       |
|---------|-------|-------|-------|-------|-------|-------|-------|-------|-------|-------|-------|-------|
| 12年 1期  | 99.9  | 99.6  | 98.5  | 101.6 | 97.2  | 99.5  | 102.9 | 93.4  | 93.7  | 100.4 | 96.7  | 98.0  |
| 2       | 100.7 | 100.8 | 96.7  | 99.7  | 102.3 | 100.4 | 99.5  | 101.7 | 97.4  | 97.9  | 100.4 | 100.0 |
| 3       | 100.1 | 100.0 | 102.6 | 100.7 | 99.5  | 100.8 | 97.9  | 101.5 | 102.0 | 99.6  | 97.6  | 103.5 |
| 4       | 98.7  | 99.1  | 100.8 | 96.9  | 99.9  | 98.8  | 98.6  | 102.4 | 106.2 | 101.5 | 105.0 | 98.6  |
| 13年 1期  | 95.6  | 95.3  | 99.6  | 96.2  | 100.3 | 97.4  | 95.3  | 101.2 | 102.9 | 95.8  | 100.4 | 100.2 |
| 2       | 96.0  | 96.0  | 103.0 | 93.0  | 98.5  | 97.2  | 94.1  | 93.1  | 102.0 | 94.0  | 101.2 | 101.1 |
| 3       | 93.9  | 95.8  | 95.1  | 88.8  | 97.0  | 95.1  | 88.6  | 94.0  | 92.9  | 94.4  | 101.3 | 96.7  |
| 4       | 92.1  | 94.1  | 84.8  | 87.7  | 96.2  | 93.1  | 86.5  | 91.5  | 82.7  | 92.1  | 98.6  | 93.2  |
| 14年 1期  | 89.7  | 93.2  | 81.9  | 82.1  | 97.6  | 92.9  | 85.9  | 100.5 | 77.6  | 89.0  | 99.6  | 92.0  |
| 2       | 93.1  | 96.1  | 84.9  | 84.6  | 95.2  | 93.5  | 81.4  | 111.5 | 76.2  | 88.9  | 96.7  | 92.2  |
| 3       | 93.2  | 96.9  | 87.3  | 84.5  | 96.1  | 95.8  | 80.0  | 113.3 | 79.5  | 86.4  | 95.7  | 97.8  |
| 4       | 94.7  | 98.9  | 91.1  | 82.8  | 94.8  | 97.5  | 76.0  | 108.5 | 81.5  | 85.4  | 92.6  | 101.9 |
| 15年 1期  | 95.1  | 100.6 | 87.7  | 80.8  | 93.7  | 99.0  | 78.9  | 121.4 | 81.3  | 82.0  | 94.6  | 102.1 |
| 2       | 93.7  | 99.4  | 84.1  | 78.2  | 93.3  | 98.7  | 77.5  | 121.0 | 85.9  | 85.7  | 88.7  | 102.2 |
| 3       | 94.6  | 99.7  | 82.3  | 82.4  | 95.0  | 96.6  | 79.0  | 124.7 | 86.7  | 86.1  | 90.2  | 97.0  |
| 4       | 94.0  | 99.5  | 86.1  | 80.3  | 92.6  | 97.1  | 79.4  | 120.8 | 92.4  | 88.5  | 88.9  | 97.6  |
| 16年 1期  | 96.5  | 103.0 | 88.8  | 78.9  | 94.0  | 99.3  | 76.3  | 138.9 | 94.3  | 90.7  | 90.2  | 97.6  |
| 2       | 97.0  | 103.5 | 85.3  | 80.7  | 90.0  | 99.9  | 78.1  | 139.1 | 99.5  | 85.6  | 89.9  | 98.2  |
| 3       | 96.8  | 103.4 | 83.5  | 80.4  | 91.2  | 100.6 | 75.6  | 139.1 | 101.6 | 91.2  | 95.7  | 100.7 |
| 4       | 96.3  | 103.7 | 83.0  | 77.8  | 92.6  | 99.3  | 79.8  | 132.2 | 102.4 | 91.7  | 93.5  | 94.1  |
| 17年 1期  | 98.4  | 106.8 | 83.4  | 76.4  | 95.4  | 101.7 | 77.3  | 160.9 | 114.4 | 93.8  | 99.5  | 93.6  |
| 16年 1月  | 97.5  | 104.9 | 88.5  | 78.7  | 95.8  | 100.7 | 78.4  | 144.6 | 95.2  | 92.7  | 92.5  | 96.3  |
| 2       | 95.1  | 101.3 | 87.8  | 77.8  | 92.5  | 97.7  | 74.9  | 135.9 | 92.3  | 89.4  | 89.1  | 97.3  |
| 3       | 97.0  | 102.9 | 90.2  | 80.3  | 93.8  | 99.6  | 75.7  | 136.1 | 95.3  | 90.0  | 88.9  | 99.3  |
| 4       | 96.9  | 104.1 | 87.5  | 79.0  | 90.6  | 99.4  | 77.3  | 137.5 | 93.4  | 83.4  | 91.2  | 97.8  |
| 5       | 97.0  | 102.9 | 85.3  | 81.1  | 92.3  | 100.5 | 80.3  | 140.6 | 98.1  | 86.5  | 86.7  | 99.6  |
| 6       | 97.2  | 103.5 | 83.2  | 81.9  | 87.2  | 99.8  | 76.6  | 139.1 | 106.9 | 86.8  | 91.7  | 97.2  |
| 7       | 97.1  | 104.0 | 83.1  | 79.4  | 95.3  | 100.0 | 75.3  | 139.5 | 101.2 | 89.6  | 104.8 | 97.3  |
| 8       | 96.6  | 103.0 | 84.3  | 80.9  | 87.8  | 101.4 | 75.9  | 134.4 | 101.1 | 92.0  | 92.1  | 104.9 |
| 9       | 96.8  | 103.3 | 83.0  | 80.9  | 90.5  | 100.4 | 75.7  | 143.5 | 102.6 | 92.0  | 90.3  | 99.8  |
| 10      | 96.4  | 103.8 | 82.0  | 77.7  | 88.8  | 100.2 | 80.1  | 134.4 | 99.0  | 91.1  | 97.1  | 98.6  |
| 11      | 96.9  | 104.3 | 84.9  | 78.1  | 90.9  | 98.9  | 82.5  | 131.6 | 104.9 | 91.6  | 95.6  | 92.6  |
| 12      | 95.7  | 103.0 | 82.1  | 77.6  | 98.1  | 98.7  | 76.9  | 130.5 | 103.2 | 92.5  | 87.9  | 91.2  |
| 17年 1月  | 97.7  | 106.9 | 83.1  | 74.8  | 93.3  | 102.1 | 81.1  | 158.3 | 115.1 | 94.8  | 95.9  | 93.6  |
| 2       | 98.3  | 106.6 | 84.4  | 76.2  | 96.6  | 100.6 | 76.6  | 157.4 | 114.8 | 91.0  | 104.3 | 93.0  |
| 3       | 99.2  | 107.0 | 82.7  | 78.2  | 96.4  | 102.3 | 74.3  | 166.9 | 113.2 | 95.5  | 98.4  | 94.2  |

5. 業種別及び特殊分類別指数 5. Indices by Industry and by Use of Goods  
(3) 生産者出荷指数 (3) Indices of Producer's Shipments

| 分類コード | 業種別          |       |        |         |     | ウェイト |
|-------|--------------|-------|--------|---------|-----|------|
|       | パルプ・紙・紙加工品工業 | その他工業 | ゴム製品工業 | その他製品工業 | 鉱業  |      |
| 時系列   | 284          | 285   | 286    | 287     | 288 |      |
| ウェイト  | 9.5          | 38.3  | 30.9   | 7.4     | 4.0 |      |

| Original Index |       |       |       |       |           |
|----------------|-------|-------|-------|-------|-----------|
| 100.0          | 100.0 | 100.0 | 100.0 | 100.0 | C.Y. 2000 |
| 94.7           | 94.7  | 96.9  | 85.4  | 98.8  | 2001      |
| 92.4           | 99.0  | 103.2 | 81.1  | 86.8  | 2002      |
| 91.6           | 101.8 | 107.5 | 78.3  | 95.3  | 2003      |
| 92.6           | 105.4 | 112.5 | 76.0  | 94.9  | 2004      |
| 99.4           | 97.4  | 97.6  | 96.5  | 98.6  | F.Y. 2000 |
| 93.1           | 95.2  | 98.1  | 82.9  | 96.8  | 2001      |
| 92.7           | 100.6 | 105.5 | 80.3  | 89.4  | 2002      |
| 92.1           | 102.8 | 108.8 | 78.1  | 94.6  | 2003      |
| 92.3           | 106.0 | 113.5 | 74.8  | 96.1  | 2004      |
| 89.7           | 93.6  | 100.1 | 66.4  | 108.9 | Jan. 2004 |
| 89.2           | 99.0  | 105.3 | 72.9  | 106.2 | Feb.      |
| 102.5          | 114.7 | 121.6 | 86.0  | 104.9 | Mar.      |
| 92.8           | 109.0 | 115.0 | 83.8  | 86.1  | Apr.      |
| 91.8           | 99.5  | 104.5 | 78.9  | 84.9  | May.      |
| 94.2           | 109.7 | 116.3 | 82.2  | 88.2  | Jun.      |
| 93.0           | 108.8 | 117.6 | 71.8  | 94.5  | Jul.      |
| 89.6           | 92.7  | 99.4  | 64.6  | 88.5  | Aug.      |
| 94.4           | 107.0 | 115.8 | 70.2  | 91.4  | Sep.      |
| 92.4           | 112.0 | 120.4 | 77.0  | 86.2  | Oct.      |
| 92.2           | 111.2 | 120.2 | 73.7  | 93.3  | Nov.      |
| 89.5           | 108.0 | 113.6 | 84.5  | 106.1 | Dec.      |
| 87.1           | 94.8  | 102.8 | 61.2  | 117.1 | Jan. 2005 |
| 87.9           | 101.2 | 109.4 | 66.8  | 108.7 | Feb.      |
| 102.9          | 118.2 | 126.5 | 83.4  | 107.9 | Mar.      |

| Seasonal Adjustment Index |       |       |       |       |         |
|---------------------------|-------|-------|-------|-------|---------|
| 98.2                      | 102.4 | 102.3 | 103.2 | 97.2  | Q1 2000 |
| 100.0                     | 102.3 | 101.6 | 104.3 | 95.6  | Q2      |
| 100.8                     | 99.2  | 99.2  | 99.5  | 100.5 | Q3      |
| 99.8                      | 95.8  | 96.8  | 91.3  | 103.0 | Q4      |
| 97.7                      | 92.7  | 93.3  | 90.7  | 95.0  | Q1 2001 |
| 94.3                      | 94.9  | 96.5  | 87.5  | 108.8 | Q2      |
| 94.1                      | 95.0  | 98.2  | 81.2  | 98.3  | Q3      |
| 92.7                      | 96.0  | 99.3  | 82.1  | 95.4  | Q4      |
| 91.5                      | 95.4  | 99.2  | 80.6  | 88.0  | Q1 2002 |
| 93.9                      | 97.9  | 102.2 | 79.8  | 86.2  | Q2      |
| 92.4                      | 99.6  | 104.0 | 80.6  | 81.8  | Q3      |
| 91.5                      | 102.9 | 107.5 | 82.9  | 89.7  | Q4      |
| 92.6                      | 102.9 | 108.9 | 77.4  | 97.7  | Q1 2003 |
| 91.1                      | 103.0 | 109.8 | 76.6  | 107.2 | Q2      |
| 90.9                      | 100.4 |       |       |       |         |





## 5. 業種別及び特殊分類別指数 5. Indices by Industry and by Use of Goods

## (3) 生産者出荷指数 (3) Indices of Producer's Shipments

| 分類<br>コード | 業種別            |                             |                       |                   | 特殊分類別          |                              |            | Industry<br>Code |
|-----------|----------------|-----------------------------|-----------------------|-------------------|----------------|------------------------------|------------|------------------|
|           | 家事用            | 教育・娯楽用                      | 被服・靴履                 | 飲食料品              | 生産財            | 鉱工業用生産財                      | その他用生産財    |                  |
| 時系列       | For house work | For education and amusement | Clothing and footwear | Food and beverage | Producer goods | For mining and manufacturing | For others | Time series      |
|           | 324            | 325                         | 326                   | 327               | 328            | 329                          | 330        |                  |
| ウェイト      | 382.5          | 319.4                       | 103.5                 | 616.3             | 4857.3         | 4732.0                       | 125.3      | Weight           |

| 原指数    |       |       |       |       |       |       |       | Original Index |
|--------|-------|-------|-------|-------|-------|-------|-------|----------------|
| 12年    | 100.0 | 100.0 | 100.0 | 100.0 | 100.0 | 100.0 | 100.0 | C.Y. 2000      |
| 13     | 102.3 | 95.0  | 90.4  | 99.2  | 91.5  | 91.4  | 95.7  | 2001           |
| 14     | 102.1 | 93.2  | 79.4  | 97.7  | 94.9  | 94.9  | 94.9  | 2002           |
| 15     | 102.9 | 91.5  | 69.8  | 97.1  | 101.2 | 101.3 | 97.8  | 2003           |
| 16     | 105.1 | 90.9  | 63.1  | 95.6  | 107.7 | 107.9 | 99.9  | 2004           |
| 12年度   | 101.7 | 98.3  | 97.5  | 100.0 | 99.8  | 99.8  | 99.1  | F.Y. 2000      |
| 13     | 101.5 | 94.6  | 87.7  | 98.9  | 89.6  | 89.5  | 94.4  | 2001           |
| 14     | 103.3 | 92.8  | 77.1  | 97.4  | 97.3  | 97.3  | 96.4  | 2002           |
| 15     | 103.3 | 91.4  | 67.9  | 97.0  | 103.5 | 103.7 | 98.3  | 2003           |
| 16     | 105.7 | 90.8  | 61.4  | 95.5  | 107.7 | 107.9 | 100.2 | 2004           |
| 16年 1月 | 92.9  | 81.7  | 59.1  | 76.8  | 100.7 | 100.9 | 94.2  | Jan. 2004      |
| 2      | 98.5  | 81.0  | 70.1  | 82.2  | 104.3 | 104.4 | 98.8  | Feb.           |
| 3      | 115.2 | 93.1  | 83.0  | 99.6  | 118.7 | 118.9 | 108.9 | Mar.           |
| 4      | 105.4 | 90.0  | 78.2  | 100.7 | 106.9 | 107.1 | 99.0  | Apr.           |
| 5      | 90.7  | 87.7  | 65.2  | 91.9  | 101.8 | 102.1 | 92.4  | May.           |
| 6      | 107.7 | 87.8  | 58.6  | 100.3 | 111.7 | 112.0 | 99.8  | Jun.           |
| 7      | 109.6 | 95.7  | 54.0  | 104.4 | 110.7 | 110.9 | 100.1 | Jul.           |
| 8      | 97.3  | 95.8  | 54.3  | 94.8  | 101.4 | 101.6 | 94.4  | Aug.           |
| 9      | 108.4 | 92.3  | 62.7  | 95.4  | 113.7 | 114.0 | 102.1 | Sep.           |
| 10     | 111.2 | 94.6  | 60.8  | 96.2  | 106.8 | 106.9 | 102.1 | Oct.           |
| 11     | 109.7 | 91.2  | 56.2  | 96.6  | 109.2 | 109.4 | 102.9 | Nov.           |
| 12     | 114.5 | 99.7  | 55.1  | 108.8 | 106.9 | 107.0 | 104.6 | Dec.           |
| 17年 1月 | 95.4  | 81.3  | 53.1  | 75.1  | 100.5 | 100.7 | 95.1  | Jan. 2005      |
| 2      | 100.9 | 80.4  | 62.5  | 82.6  | 103.4 | 103.5 | 99.2  | Feb.           |
| 3      | 117.6 | 92.9  | 75.8  | 99.2  | 118.8 | 119.0 | 110.8 | Mar.           |

| 季節調整済指数 |       |       |       |       |       |       |       | Seasonal Adjustment Index |
|---------|-------|-------|-------|-------|-------|-------|-------|---------------------------|
| 12年 1期  | 95.4  | 102.0 | 102.7 | 99.5  | 96.6  | 96.5  | 99.5  | Q1 2000                   |
| 2       | 99.2  | 100.0 | 101.2 | 99.5  | 100.2 | 100.2 | 100.4 | Q2                        |
| 3       | 100.9 | 99.6  | 97.5  | 100.8 | 100.9 | 100.9 | 100.8 | Q3                        |
| 4       | 103.3 | 98.8  | 97.4  | 99.6  | 101.3 | 101.4 | 98.8  | Q4                        |
| 13年 1期  | 103.8 | 95.0  | 94.4  | 100.7 | 97.4  | 97.4  | 97.4  | Q1 2001                   |
| 2       | 102.9 | 97.1  | 92.5  | 100.6 | 92.6  | 92.5  | 97.2  | Q2                        |
| 3       | 102.0 | 94.6  | 88.4  | 99.2  | 89.2  | 89.1  | 95.1  | Q3                        |
| 4       | 100.8 | 93.6  | 85.9  | 96.8  | 87.2  | 87.0  | 93.1  | Q4                        |
| 14年 1期  | 101.1 | 94.0  | 84.4  | 99.5  | 90.0  | 89.9  | 92.9  | Q1 2002                   |
| 2       | 101.7 | 92.5  | 79.9  | 99.1  | 95.3  | 95.3  | 93.5  | Q2                        |
| 3       | 103.5 | 93.8  | 78.7  | 96.6  | 96.6  | 96.7  | 95.8  | Q3                        |
| 4       | 102.0 | 93.0  | 74.3  | 96.4  | 97.4  | 97.4  | 97.5  | Q4                        |
| 15年 1期  | 105.4 | 92.4  | 74.7  | 97.4  | 99.8  | 99.7  | 99.0  | Q1 2003                   |
| 2       | 103.0 | 96.8  | 70.0  | 95.6  | 98.9  | 98.9  | 98.7  | Q2                        |
| 3       | 102.1 | 86.3  | 68.9  | 96.5  | 101.1 | 101.2 | 96.6  | Q3                        |
| 4       | 101.7 | 91.3  | 65.3  | 99.3  | 105.6 | 105.8 | 97.1  | Q4                        |
| 16年 1期  | 104.8 | 90.9  | 66.0  | 95.9  | 106.7 | 106.9 | 99.3  | Q1 2004                   |
| 2       | 103.9 | 91.2  | 64.2  | 94.2  | 108.7 | 109.0 | 99.9  | Q2                        |
| 3       | 105.4 | 90.2  | 60.2  | 97.1  | 108.4 | 108.6 | 100.6 | Q3                        |
| 4       | 105.7 | 90.3  | 61.0  | 94.6  | 106.5 | 106.7 | 99.3  | Q4                        |
| 17年 1期  | 108.7 | 91.6  | 60.2  | 96.4  | 107.7 | 107.9 | 101.7 | Q1 2005                   |
| 16年 1月  | 110.4 | 92.4  | 66.9  | 97.4  | 108.7 | 109.0 | 100.7 | Jan. 2004                 |
| 2       | 99.6  | 89.6  | 64.5  | 94.2  | 104.6 | 104.7 | 97.7  | Feb.                      |
| 3       | 104.5 | 90.7  | 66.7  | 96.1  | 106.9 | 107.0 | 99.6  | Mar.                      |
| 4       | 106.0 | 92.9  | 65.3  | 96.5  | 108.1 | 108.3 | 99.4  | Apr.                      |
| 5       | 100.1 | 90.2  | 64.0  | 92.1  | 108.8 | 109.1 | 100.5 | May.                      |
| 6       | 105.6 | 90.6  | 63.4  | 94.0  | 109.2 | 109.5 | 99.8  | Jun.                      |
| 7       | 106.8 | 91.4  | 61.4  | 99.0  | 108.4 | 108.6 | 100.0 | Jul.                      |
| 8       | 105.1 | 89.9  | 59.7  | 95.9  | 108.1 | 108.3 | 101.4 | Aug.                      |
| 9       | 104.3 | 89.4  | 59.4  | 96.3  | 108.8 | 108.9 | 100.4 | Sep.                      |
| 10      | 107.5 | 91.1  | 60.8  | 95.5  | 105.9 | 106.0 | 100.2 | Oct.                      |
| 11      | 105.4 | 90.0  | 61.2  | 94.0  | 107.4 | 107.6 | 98.9  | Nov.                      |
| 12      | 104.1 | 89.9  | 60.9  | 94.4  | 106.2 | 106.4 | 98.7  | Dec.                      |
| 17年 1月  | 113.3 | 93.0  | 60.2  | 95.9  | 108.4 | 108.7 | 102.1 | Jan. 2005                 |
| 2       | 104.7 | 91.4  | 59.3  | 97.4  | 106.4 | 106.5 | 100.6 | Feb.                      |
| 3       | 108.1 | 90.4  | 61.2  | 95.9  | 108.4 | 108.6 | 102.3 | Mar.                      |

5. 業種別及び特殊分類別指数 5. Indices by Industry and by Use of Goods

(4)-1 生産者製品在庫指数(末) (4)-1 Indices of Producer's Inventory of Finished Goods (End)

| 分類コード<br>時系列 | 製造工業                            |                       |                       |  |                         |                              |                            |                              |                                    |                   |                            |  |
|--------------|---------------------------------|-----------------------|-----------------------|--|-------------------------|------------------------------|----------------------------|------------------------------|------------------------------------|-------------------|----------------------------|--|
|              | 鉱工業<br>Mining and manufacturing | 製造工業<br>Manufacturing | 鉄鋼業<br>Iron and steel | 鉄鋼業<br>Crude steel (incl. Semi-finished steel) | 鉄鋼業<br>Hot rolled steel | 鉄鋼業<br>Steel pipes and tubes | 鉄鋼業<br>Cold finished steel | 鉄鋼業<br>Metallic coated steel | 鉄鋼業<br>Steel castings and forgings | 鉄鋼業<br>(特種: 普通鋼材) | 非鉄金属<br>Non-ferrous metals | 非鉄金属<br>Refining of non-ferrous metals |
| ウェイト         | 10000.0                         | 9984.4                | 855.4                 | 238.0  | 240.4                   | 74.2                         | 114.9                      | 124.6                        | 63.3                               | 373.2             | 267.1                      | 57.8                                   |

| 原指数    |      |      |       |       |       |       |       |       |       |      |       |       |
|--------|------|------|-------|-------|-------|-------|-------|-------|-------|------|-------|-------|
| 12年    | 99.0 | 99.0 | 102.1 | 102.1 | 99.2  | 120.3 | 96.2  | 101.9 | 102.4 | 99.6 | 102.2 | 102.4 |
| 13     | 98.3 | 98.3 | 100.3 | 97.9  | 98.6  | 109.1 | 108.0 | 95.1  | 101.8 | 97.5 | 98.5  | 92.8  |
| 14     | 90.4 | 90.4 | 92.9  | 85.6  | 96.1  | 104.7 | 95.5  | 88.9  | 96.9  | 91.9 | 92.6  | 96.7  |
| 15     | 88.2 | 88.2 | 97.7  | 96.9  | 97.5  | 115.1 | 99.2  | 89.4  | 94.8  | 92.9 | 92.9  | 108.6 |
| 16     | 87.9 | 87.9 | 92.8  | 91.7  | 95.8  | 102.7 | 93.5  | 78.7  | 100.3 | 85.4 | 94.3  | 100.5 |
| 12年度   | 97.8 | 97.9 | 97.8  | 99.1  | 98.0  | 96.3  | 96.2  | 95.9  | 100.7 | 96.0 | 102.3 | 109.4 |
| 13     | 91.8 | 91.8 | 91.9  | 86.5  | 90.3  | 112.1 | 96.5  | 90.1  | 89.5  | 88.4 | 94.2  | 104.7 |
| 14     | 86.5 | 86.5 | 85.9  | 81.4  | 88.4  | 84.6  | 89.7  | 88.3  | 83.8  | 85.8 | 89.6  | 107.2 |
| 15     | 85.4 | 85.4 | 88.0  | 88.7  | 87.5  | 89.4  | 92.5  | 83.8  | 85.8  | 83.1 | 91.6  | 106.0 |
| 16     | 87.7 | 87.7 | 87.7  | 93.2  | 88.7  | 85.0  | 87.8  | 74.0  | 92.8  | 80.9 | 90.0  | 110.6 |
| 16年 1月 | 91.0 | 91.1 | 99.6  | 97.2  | 98.4  | 120.9 | 101.6 | 93.4  | 96.6  | 93.8 | 90.3  | 107.9 |
| 2      | 92.0 | 92.0 | 97.3  | 96.6  | 96.7  | 113.2 | 97.4  | 90.5  | 97.5  | 90.5 | 92.1  | 112.8 |
| 3      | 85.4 | 85.4 | 88.0  | 88.7  | 87.5  | 89.4  | 92.5  | 83.8  | 85.8  | 83.1 | 91.6  | 106.0 |
| 4      | 88.7 | 88.7 | 90.9  | 86.8  | 91.9  | 103.9 | 94.4  | 87.2  | 88.4  | 87.1 | 90.9  | 99.0  |
| 5      | 90.2 | 90.2 | 93.8  | 90.0  | 95.2  | 103.9 | 98.5  | 89.5  | 90.3  | 90.7 | 92.2  | 104.0 |
| 6      | 90.9 | 90.9 | 92.1  | 91.2  | 92.0  | 104.2 | 93.8  | 84.9  | 92.3  | 86.9 | 90.4  | 102.2 |
| 7      | 90.4 | 90.4 | 88.7  | 89.6  | 88.1  | 98.7  | 90.2  | 78.8  | 92.9  | 82.7 | 92.0  | 103.2 |
| 8      | 91.3 | 91.4 | 96.8  | 88.7  | 101.8 | 106.9 | 104.1 | 90.5  | 95.9  | 90.3 | 95.5  | 110.4 |
| 9      | 88.9 | 88.9 | 92.3  | 86.2  | 98.3  | 99.6  | 94.7  | 83.0  | 97.3  | 88.8 | 89.2  | 105.0 |
| 10     | 91.2 | 91.2 | 96.2  | 88.4  | 101.3 | 105.9 | 104.7 | 86.5  | 98.9  | 93.0 | 91.5  | 102.0 |
| 11     | 92.3 | 92.4 | 91.7  | 86.8  | 96.5  | 105.3 | 92.1  | 79.3  | 100.4 | 86.0 | 91.5  | 95.2  |
| 12     | 87.9 | 87.9 | 92.8  | 91.7  | 95.8  | 102.7 | 93.5  | 78.7  | 100.3 | 85.4 | 94.3  | 100.5 |
| 17年 1月 | 93.3 | 93.3 | 96.5  | 96.1  | 97.7  | 108.3 | 99.3  | 84.3  | 98.7  | 88.9 | 92.9  | 112.7 |
| 2      | 95.0 | 95.0 | 94.8  | 96.6  | 96.2  | 105.9 | 96.0  | 79.1  | 97.9  | 87.1 | 94.4  | 119.0 |
| 3      | 87.7 | 87.7 | 87.7  | 93.2  | 88.7  | 85.0  | 87.8  | 74.0  | 92.8  | 80.9 | 90.0  | 110.6 |

| 季節調整済指数 |       |       |       |       |       |       |       |       |       |       |       |       |
|---------|-------|-------|-------|-------|-------|-------|-------|-------|-------|-------|-------|-------|
| 12年 1期  | 100.2 | 100.1 | 97.4  | 98.2  | 98.5  | 90.0  | 98.2  | 96.9  | 99.9  | 98.0  | 100.2 | 97.0  |
| 2       | 99.9  | 99.9  | 100.5 | 100.6 | 100.9 | 96.6  | 102.4 | 100.7 | 99.9  | 101.6 | 99.7  | 98.0  |
| 3       | 99.1  | 99.1  | 101.3 | 101.9 | 100.7 | 104.8 | 99.4  | 101.4 | 100.7 | 100.0 | 98.4  | 104.5 |
| 4       | 101.0 | 101.0 | 103.5 | 102.2 | 100.7 | 117.1 | 98.1  | 105.9 | 99.9  | 101.8 | 100.6 | 103.9 |
| 13年 1期  | 102.5 | 102.6 | 102.7 | 102.8 | 103.7 | 104.3 | 103.2 | 100.7 | 103.0 | 102.3 | 104.0 | 108.2 |
| 2       | 104.6 | 104.6 | 106.5 | 106.8 | 105.3 | 111.8 | 108.1 | 105.8 | 102.0 | 104.2 | 102.0 | 101.2 |
| 3       | 102.7 | 102.8 | 107.3 | 110.8 | 103.6 | 116.7 | 110.0 | 103.1 | 102.0 | 104.4 | 100.0 | 93.7  |
| 4       | 100.4 | 100.4 | 101.8 | 98.2  | 100.2 | 105.5 | 110.3 | 98.8  | 98.9  | 99.8  | 96.9  | 94.0  |
| 14年 1期  | 96.2  | 96.2  | 96.7  | 90.0  | 95.7  | 121.6 | 103.7 | 94.7  | 91.7  | 94.4  | 95.7  | 102.9 |
| 2       | 92.7  | 92.7  | 96.6  | 88.5  | 99.7  | 122.2 | 94.9  | 94.3  | 91.6  | 94.4  | 93.3  | 100.9 |
| 3       | 92.5  | 92.5  | 90.9  | 85.9  | 89.8  | 104.7 | 94.1  | 89.7  | 95.0  | 88.5  | 94.9  | 101.1 |
| 4       | 92.3  | 92.4  | 94.4  | 86.0  | 97.8  | 101.0 | 97.5  | 92.3  | 94.1  | 94.1  | 91.1  | 97.7  |
| 15年 1期  | 90.9  | 90.9  | 90.7  | 86.1  | 94.7  | 93.7  | 96.3  | 92.6  | 86.8  | 92.2  | 90.2  | 103.4 |
| 2       | 90.5  | 90.5  | 94.1  | 87.5  | 95.6  | 105.7 | 99.0  | 93.2  | 91.8  | 94.1  | 89.2  | 101.0 |
| 3       | 90.9  | 90.9  | 96.8  | 90.6  | 99.8  | 102.9 | 102.8 | 95.2  | 91.9  | 96.0  | 91.8  | 109.5 |
| 4       | 89.8  | 89.8  | 98.6  | 97.5  | 98.8  | 115.7 | 100.2 | 93.8  | 90.8  | 93.9  | 91.7  | 111.7 |
| 16年 1期  | 89.9  | 89.9  | 94.5  | 93.4  | 94.5  | 102.2 | 99.0  | 88.2  | 89.2  | 89.6  | 91.6  | 102.5 |
| 2       | 90.0  | 90.0  | 90.2  | 87.9  | 90.7  | 103.9 | 91.9  | 83.9  | 93.8  | 85.6  | 88.0  | 97.7  |
| 3       | 91.5  | 91.5  | 94.9  | 89.1  | 98.8  | 109.2 | 95.8  | 83.6  | 96.4  | 90.0  | 91.2  | 107.3 |
| 4       | 89.5  | 89.5  | 92.1  | 91.0  | 96.0  | 102.1 | 93.8  | 81.4  | 96.8  | 85.8  | 93.1  | 102.2 |
| 17年 1期  | 92.3  | 92.3  | 94.1  | 98.1  | 95.7  | 97.1  | 94.0  | 77.9  | 96.5  | 87.2  | 90.0  | 106.9 |
| 16年 1月  | 89.1  | 89.3  | 96.1  | 93.5  | 96.2  | 112.6 | 97.7  | 86.9  | 93.5  | 89.0  | 90.0  | 107.2 |
| 2       | 89.7  | 89.7  | 96.8  | 98.1  | 97.2  | 107.0 | 98.7  | 89.5  | 96.0  | 90.8  | 91.4  | 106.8 |
| 3       | 89.9  | 89.9  | 94.5  | 93.4  | 94.5  | 102.2 | 99.0  | 88.2  | 89.2  | 89.6  | 91.6  | 102.5 |
| 4       | 91.2  | 91.2  | 92.3  | 88.6  | 92.3  | 102.5 | 96.1  | 89.0  | 91.7  | 88.6  | 91.0  | 99.2  |
| 5       | 89.9  | 89.9  | 92.5  | 89.1  | 93.9  | 102.0 | 97.1  | 86.8  | 93.4  | 88.9  | 91.2  | 99.1  |
| 6       | 90.0  | 90.0  | 90.2  | 87.9  | 90.7  | 103.9 | 91.9  | 83.9  | 93.8  | 85.6  | 88.0  | 97.7  |
| 7       | 88.2  | 88.2  | 88.8  | 87.5  | 89.7  | 101.1 | 91.0  | 79.7  | 93.6  | 83.7  | 90.7  | 104.8 |
| 8       | 90.0  | 90.0  | 93.9  | 87.3  | 97.7  | 102.0 | 102.5 | 87.6  | 96.4  | 92.7  | 91.1  | 107.5 |
| 9       | 91.5  | 91.5  | 94.9  | 89.1  | 98.8  | 109.2 | 95.8  | 83.6  | 96.4  | 90.0  | 91.2  | 107.3 |
| 10      | 90.5  | 90.5  | 96.4  | 89.1  | 99.7  | 106.2 | 102.8 | 86.7  | 97.2  | 92.0  | 93.5  | 109.1 |
| 11      | 90.8  | 90.9  | 91.8  | 87.6  | 96.3  | 103.8 | 90.8  | 82.4  | 97.8  | 86.6  | 93.2  | 105.4 |
| 12      | 89.5  | 89.5  | 92.1  | 91.0  | 96.0  | 102.1 | 93.8  | 81.4  | 96.8  | 85.8  | 93.1  | 102.2 |
| 17年 1月  | 91.4  | 91.4  | 93.1  | 92.5  | 95.5  | 100.9 | 95.5  | 78.4  | 95.6  | 84.4  | 92.6  | 112.0 |
| 2       | 92.6  | 92.6  | 94.3  | 98.1  | 96.7  | 100.1 | 97.3  | 78.2  | 96.4  | 87.4  | 93.6  | 112.7 |
| 3       | 92.3  | 92.3  | 94.1  | 98.1  | 95.7  | 97.1  | 94.0  | 77.9  | 96.5  | 87.2  | 90.0  | 106.9 |

5. 業種別及び特殊分類別指数 5. Indices by Industry and by Use of Goods

(4)-1 生産者製品在庫指数(末) (4)-1 Indices of Producer's Inventory of Finished Goods (End)

| 分類コード<br>時系列 | 製造工業         |         |      |      |         |         |       |          |      |         |       |      | Industries Code |
|--------------|--------------|---------|------|------|---------|---------|-------|----------|------|---------|-------|------|-----------------|
|              | 銅・アルミニウム圧延製品 | 電線・ケーブル | 非鉄金属 | 金属製品 | 建設用金属製品 | 建築用金属製品 | 暖かい機器 | その他の金属製品 | 一般機械 | ボイラ・動力機 | 土木建設機 | 化学機械 |                 |
| ウェイト         | 13           | 14      | 15   | 16   | 17      | 18      | 19    | 20       | 21   | 22      | 23    | 24   | Weight          |

| Original Index |      |     |      |     |      |       |       |       |       |       |     |           |
|----------------|------|-----|------|-----|------|-------|-------|-------|-------|-------|-----|-----------|
| 106.1          | 99.8 | 0.0 | 88.6 | 0.0 | 94.3 | 69.4  | 97.2  | 100.1 | 104.4 | 104.6 | 0.0 | C.Y. 2000 |
| 118.2          | 89.9 | 0.0 | 88.8 | 0.0 | 88.0 | 81.4  | 94.2  | 100.2 | 112.6 | 92.4  | 0.0 | 2001      |
| 112.1          | 79.8 | 0.0 | 80.5 | 0.0 | 78.4 | 71.7  | 87.8  | 84.3  | 77.5  | 66.4  | 0.0 | 2002      |
| 106.2          | 78.6 | 0.0 | 79.3 | 0.0 | 83.1 | 62.5  | 87.5  | 77.6  | 89.3  | 52.1  | 0.0 | 2003      |
| 106.1          | 84.9 | 0.0 | 81.4 | 0.0 | 86.9 | 69.1  | 85.6  | 81.8  | 95.2  | 66.5  | 0.0 | 2004      |
| 103.5          | 98.6 | 0.0 | 93.1 | 0.0 | 94.0 | 73.8  | 105.0 | 92.5  | 81.6  | 81.3  | 0.0 | F.Y. 2000 |
| 107.1          | 82.4 | 0.0 | 94.8 | 0.0 | 88.8 | 97.0  | 97.6  | 86.3  | 75.0  | 68.8  | 0.0 | 2001      |
| 105.7          | 72.8 | 0.0 | 82.8 | 0.0 | 83.8 | 68.9  | 91.2  | 77.3  | 78.3  | 49.8  | 0.0 | 2002      |
| 101.6          | 79.7 | 0.0 | 82.0 | 0.0 | 85.1 | 68.5  | 88.7  | 73.1  | 78.4  | 47.9  | 0.0 | 2003      |
| 107.3          | 71.4 | 0.0 | 81.0 | 0.0 | 87.9 | 62.7  | 88.1  | 77.7  | 79.1  | 54.3  | 0.0 | 2004      |
| 102.3          | 75.9 | 0.0 | 79.4 | 0.0 | 82.7 | 60.4  | 89.6  | 81.0  | 94.2  | 54.1  | 0.0 | Jan. 2004 |
| 101.8          | 77.8 | 0.0 | 82.4 | 0.0 | 87.3 | 66.5  | 89.3  | 81.9  | 91.9  | 52.5  | 0.0 | Feb.      |
| 101.6          | 79.7 | 0.0 | 82.0 | 0.0 | 81.6 | 68.5  | 88.7  | 73.1  | 78.4  | 47.9  | 0.0 | Mar.      |
| 101.1          | 81.6 | 0.0 | 84.0 | 0.0 | 85.0 | 77.2  | 87.8  | 75.5  | 76.3  | 53.2  | 0.0 | Apr.      |
| 101.7          | 81.8 | 0.0 | 85.6 | 0.0 | 81.3 | 86.5  | 88.0  | 76.8  | 77.0  | 57.2  | 0.0 | May.      |
| 98.3           | 80.8 | 0.0 | 88.8 | 0.0 | 79.2 | 99.0  | 88.9  | 78.4  | 82.7  | 63.7  | 0.0 | Jun.      |
| 97.3           | 84.1 | 0.0 | 89.7 | 0.0 | 79.5 | 103.8 | 87.6  | 80.8  | 89.7  | 70.9  | 0.0 | Jul.      |
| 90.3           | 80.8 | 0.0 | 92.8 | 0.0 | 85.1 | 109.0 | 87.6  | 78.5  | 85.4  | 65.3  | 0.0 | Aug.      |
| 91.9           | 80.8 | 0.0 | 92.3 | 0.0 | 88.9 | 101.9 | 88.4  | 74.9  | 84.6  | 56.1  | 0.0 | Sep.      |
| 99.1           | 82.7 | 0.0 | 90.8 | 0.0 | 90.3 | 93.1  | 89.6  | 77.6  | 91.9  | 57.8  | 0.0 | Oct.      |
| 102.4          | 86.0 | 0.0 | 86.8 | 0.0 | 88.3 | 82.3  | 88.7  | 81.6  | 104.0 | 60.4  | 0.0 | Nov.      |
| 106.1          | 84.9 | 0.0 | 81.4 | 0.0 | 86.9 | 69.1  | 85.6  | 81.8  | 95.2  | 66.5  | 0.0 | Dec.      |
| 104.3          | 77.8 | 0.0 | 81.3 | 0.0 | 89.3 | 64.0  | 87.1  | 85.7  | 99.0  | 65.3  | 0.0 | Jan. 2005 |
| 106.6          | 76.9 | 0.0 | 84.8 | 0.0 | 92.8 | 68.8  | 89.6  | 87.9  | 99.0  | 68.3  | 0.0 | Feb.      |
| 107.3          | 71.4 | 0.0 | 81.0 | 0.0 | 87.9 | 62.7  | 88.1  | 77.7  | 79.1  | 54.3  | 0.0 | Mar.      |

| Seasonal Adjustment Index |       |     |       |     |       |       |       |      |       |       |     |         |
|---------------------------|-------|-----|-------|-----|-------|-------|-------|------|-------|-------|-----|---------|
| 99.9                      | 101.9 | 0.0 | 101.9 | 0.0 | 103.4 | 102.6 | 99.9  | 99.8 | 96.1  | 94.0  | 0.0 | Q1 2000 |
| 100.0                     | 100.4 | 0.0 | 99.8  | 0.0 | 100.2 | 99.8  | 100.1 | 99.4 | 96.9  | 103.2 | 0.0 | Q2      |
| 93.6                      | 97.7  | 0.0 | 98.8  | 0.0 | 97.9  | 98.9  | 100.5 | 99.7 | 107.6 | 99.5  | 0.0 | Q3      |
| 102.9                     | 97.9  | 0.0 | 99.4  | 0.0 | 98.6  | 95.6  | 101.2 | 98.5 | 96.2  | 98.6  | 0.0 | Q4      |
| 108.1                     | 99.8  | 0.0 | 97.0  | 0.0 | 92    |       |       |      |       |       |     |         |

5. 業種別及び特殊分類別指数 5. Indices by Industry and by Use of Goods  
 (4)-1 生産者製品在庫指数(末) (4)-1 Indices of Producer's Inventory of Finished Goods (End)

| 分類コード<br>時系列 | 特殊産業機                        | 風水力機械・油圧機器                              | 運搬機械                | 産業用ロボット           | 農業用機械                  | 金属工作機                   | 金属加工機                   | 繊維機械              | 事務用機械            | 冷凍機・応用製品                              | 金型             | 機械工具               |
|--------------|------------------------------|---|---------------------|-------------------|------------------------|-------------------------|-------------------------|-------------------|------------------|---------------------------------------|----------------|--------------------|
|              | Special industrial machinery | Fans, pumps and oil hydraulic equipment | Conveying machinery | Industrial robots | Agricultural machinery | Metal cutting machinery | Metal forming machinery | Textile machinery | Office machinery | Refrigerating machines and appliances | Molds and dies | Tools for machines |
|              | 25                           | 26                                      | 27                  | 28                | 29                     | 30                      | 31                      | 32                | 33               | 34                                    | 35             | 36                 |
| ウェイト         | 18.4                         | 90.9                                    | 0.0                 | 0.0               | 106.1                  | 58.3                    | 11.5                    | 12.2              | 61.6             | 136.3                                 | 0.0            | 75.7               |

原指数

|        |       |       |     |     |      |       |       |       |       |       |     |      |
|--------|-------|-------|-----|-----|------|-------|-------|-------|-------|-------|-----|------|
| 12年    | 103.7 | 100.2 | 0.0 | 0.0 | 89.6 | 104.8 | 116.4 | 111.1 | 111.6 | 102.3 | 0.0 | 96.7 |
| 13     | 101.3 | 109.8 | 0.0 | 0.0 | 85.4 | 104.9 | 116.7 | 121.8 | 97.9  | 114.8 | 0.0 | 95.7 |
| 14     | 93.0  | 113.0 | 0.0 | 0.0 | 70.9 | 96.6  | 91.2  | 72.4  | 82.3  | 102.8 | 0.0 | 79.3 |
| 15     | 86.9  | 123.3 | 0.0 | 0.0 | 62.9 | 84.4  | 96.0  | 85.2  | 83.3  | 81.4  | 0.0 | 76.2 |
| 16     | 80.8  | 118.7 | 0.0 | 0.0 | 62.3 | 100.2 | 98.4  | 49.0  | 87.0  | 84.1  | 0.0 | 78.4 |
| 12年度   | 91.9  | 95.8  | 0.0 | 0.0 | 92.2 | 90.7  | 97.0  | 99.9  | 97.2  | 98.8  | 0.0 | 91.9 |
| 13     | 93.8  | 102.9 | 0.0 | 0.0 | 76.9 | 88.9  | 90.9  | 82.1  | 73.1  | 110.9 | 0.0 | 84.9 |
| 14     | 83.1  | 105.5 | 0.0 | 0.0 | 69.2 | 86.9  | 75.7  | 82.1  | 63.9  | 88.3  | 0.0 | 78.0 |
| 15     | 78.7  | 112.1 | 0.0 | 0.0 | 62.8 | 74.3  | 111.8 | 65.8  | 75.6  | 74.1  | 0.0 | 70.6 |
| 16     | 76.0  | 111.8 | 0.0 | 0.0 | 61.9 | 95.3  | 89.0  | 49.5  | 91.9  | 83.0  | 0.0 | 70.6 |
| 16年 1月 | 84.0  | 122.9 | 0.0 | 0.0 | 68.9 | 86.7  | 143.2 | 78.1  | 87.9  | 82.0  | 0.0 | 74.4 |
| 2      | 85.0  | 124.8 | 0.0 | 0.0 | 76.6 | 87.4  | 125.4 | 79.6  | 95.3  | 78.4  | 0.0 | 75.8 |
| 3      | 78.7  | 112.1 | 0.0 | 0.0 | 62.8 | 74.3  | 111.8 | 65.8  | 75.6  | 74.1  | 0.0 | 70.6 |
| 4      | 76.6  | 112.8 | 0.0 | 0.0 | 64.0 | 83.1  | 125.6 | 69.9  | 77.9  | 74.8  | 0.0 | 70.5 |
| 5      | 76.7  | 116.2 | 0.0 | 0.0 | 64.9 | 83.9  | 110.0 | 76.5  | 78.0  | 73.6  | 0.0 | 70.1 |
| 6      | 76.5  | 114.9 | 0.0 | 0.0 | 63.4 | 81.5  | 101.2 | 77.6  | 78.4  | 73.2  | 0.0 | 73.1 |
| 7      | 78.6  | 112.4 | 0.0 | 0.0 | 63.8 | 93.0  | 133.7 | 83.8  | 78.1  | 72.3  | 0.0 | 74.8 |
| 8      | 82.8  | 114.7 | 0.0 | 0.0 | 56.3 | 91.5  | 138.3 | 74.4  | 79.8  | 69.2  | 0.0 | 77.3 |
| 9      | 79.3  | 111.1 | 0.0 | 0.0 | 52.3 | 83.4  | 76.1  | 64.7  | 83.4  | 74.0  | 0.0 | 76.0 |
| 10     | 80.3  | 112.2 | 0.0 | 0.0 | 56.1 | 92.7  | 85.1  | 51.6  | 89.5  | 79.5  | 0.0 | 76.7 |
| 11     | 79.0  | 116.4 | 0.0 | 0.0 | 57.7 | 101.4 | 95.6  | 48.8  | 97.0  | 86.0  | 0.0 | 77.8 |
| 12     | 80.8  | 118.7 | 0.0 | 0.0 | 62.3 | 100.2 | 98.4  | 49.0  | 87.0  | 84.1  | 0.0 | 78.4 |
| 17年 1月 | 79.9  | 122.2 | 0.0 | 0.0 | 69.3 | 104.6 | 89.3  | 50.2  | 90.1  | 94.6  | 0.0 | 77.2 |
| 2      | 81.5  | 123.3 | 0.0 | 0.0 | 73.6 | 109.5 | 84.6  | 52.7  | 100.2 | 93.6  | 0.0 | 73.7 |
| 3      | 76.0  | 111.8 | 0.0 | 0.0 | 61.9 | 95.3  | 89.0  | 49.5  | 91.9  | 83.0  | 0.0 | 70.6 |

季節調整済指数

|        |       |       |     |     |       |       |       |       |       |       |     |       |
|--------|-------|-------|-----|-----|-------|-------|-------|-------|-------|-------|-----|-------|
| 12年 1期 | 101.4 | 101.8 | 0.0 | 0.0 | 97.2  | 100.5 | 75.8  | 98.3  | 98.9  | 100.7 | 0.0 | 106.2 |
| 2      | 97.3  | 98.3  | 0.0 | 0.0 | 100.8 | 99.1  | 85.7  | 101.0 | 93.5  | 100.3 | 0.0 | 100.2 |
| 3      | 102.9 | 97.1  | 0.0 | 0.0 | 100.5 | 90.7  | 115.3 | 109.5 | 98.1  | 99.6  | 0.0 | 97.2  |
| 4      | 99.5  | 98.1  | 0.0 | 0.0 | 99.4  | 102.0 | 113.2 | 102.2 | 104.3 | 99.0  | 0.0 | 95.1  |
| 13年 1期 | 96.0  | 101.7 | 0.0 | 0.0 | 104.8 | 102.0 | 108.2 | 108.1 | 109.8 | 97.6  | 0.0 | 95.1  |
| 2      | 98.9  | 104.8 | 0.0 | 0.0 | 91.6  | 104.2 | 133.2 | 117.7 | 97.7  | 99.6  | 0.0 | 96.1  |
| 3      | 100.0 | 107.5 | 0.0 | 0.0 | 92.8  | 106.6 | 84.1  | 110.5 | 89.3  | 103.4 | 0.0 | 97.5  |
| 4      | 97.4  | 107.7 | 0.0 | 0.0 | 94.7  | 102.1 | 113.1 | 110.4 | 91.4  | 110.9 | 0.0 | 94.1  |
| 14年 1期 | 98.2  | 109.1 | 0.0 | 0.0 | 87.7  | 100.0 | 102.1 | 89.0  | 83.0  | 109.6 | 0.0 | 88.0  |
| 2      | 89.7  | 109.5 | 0.0 | 0.0 | 87.0  | 94.5  | 95.9  | 59.9  | 88.4  | 101.6 | 0.0 | 82.4  |
| 3      | 89.2  | 112.0 | 0.0 | 0.0 | 71.0  | 94.3  | 77.1  | 46.2  | 85.9  | 98.0  | 0.0 | 80.0  |
| 4      | 89.6  | 110.8 | 0.0 | 0.0 | 78.6  | 94.0  | 88.3  | 65.2  | 76.8  | 99.2  | 0.0 | 77.9  |
| 15年 1期 | 86.5  | 112.1 | 0.0 | 0.0 | 78.0  | 97.1  | 87.6  | 84.8  | 74.4  | 87.0  | 0.0 | 80.2  |
| 2      | 85.3  | 112.9 | 0.0 | 0.0 | 74.6  | 84.3  | 124.9 | 88.1  | 78.7  | 85.0  | 0.0 | 77.5  |
| 3      | 82.1  | 113.9 | 0.0 | 0.0 | 71.0  | 88.4  | 86.7  | 80.9  | 77.8  | 86.0  | 0.0 | 73.7  |
| 4      | 82.6  | 121.4 | 0.0 | 0.0 | 68.0  | 82.1  | 101.3 | 76.3  | 77.5  | 78.1  | 0.0 | 75.1  |
| 16年 1期 | 81.6  | 118.8 | 0.0 | 0.0 | 69.0  | 82.9  | 130.0 | 69.9  | 87.0  | 74.3  | 0.0 | 72.7  |
| 2      | 79.3  | 116.2 | 0.0 | 0.0 | 60.3  | 80.8  | 101.7 | 79.2  | 74.1  | 77.1  | 0.0 | 74.3  |
| 3      | 78.5  | 113.7 | 0.0 | 0.0 | 58.0  | 89.8  | 89.7  | 73.8  | 90.6  | 77.7  | 0.0 | 75.7  |
| 4      | 76.8  | 116.0 | 0.0 | 0.0 | 67.2  | 97.0  | 100.4 | 44.6  | 84.2  | 80.1  | 0.0 | 77.4  |
| 17年 1期 | 78.8  | 118.5 | 0.0 | 0.0 | 68.1  | 106.3 | 103.5 | 52.6  | 105.8 | 83.2  | 0.0 | 72.7  |
| 16年 1月 | 83.0  | 119.3 | 0.0 | 0.0 | 66.8  | 81.3  | 126.8 | 69.9  | 86.2  | 75.1  | 0.0 | 73.6  |
| 2      | 82.9  | 116.4 | 0.0 | 0.0 | 67.7  | 82.4  | 134.0 | 71.2  | 89.7  | 72.1  | 0.0 | 74.7  |
| 3      | 81.6  | 118.8 | 0.0 | 0.0 | 69.0  | 82.9  | 130.0 | 69.9  | 87.0  | 74.3  | 0.0 | 72.7  |
| 4      | 80.2  | 117.9 | 0.0 | 0.0 | 66.5  | 89.4  | 129.9 | 75.3  | 85.0  | 76.7  | 0.0 | 72.8  |
| 5      | 80.3  | 118.3 | 0.0 | 0.0 | 65.0  | 86.6  | 124.9 | 76.9  | 79.8  | 76.7  | 0.0 | 72.7  |
| 6      | 79.3  | 116.2 | 0.0 | 0.0 | 60.3  | 80.8  | 101.7 | 79.2  | 74.1  | 77.1  | 0.0 | 74.3  |
| 7      | 81.0  | 112.0 | 0.0 | 0.0 | 57.2  | 90.7  | 119.0 | 83.6  | 70.2  | 76.0  | 0.0 | 73.7  |
| 8      | 79.6  | 112.3 | 0.0 | 0.0 | 55.1  | 89.4  | 112.2 | 78.4  | 78.6  | 75.2  | 0.0 | 75.3  |
| 9      | 78.5  | 113.7 | 0.0 | 0.0 | 58.0  | 89.8  | 89.7  | 73.8  | 90.6  | 77.7  | 0.0 | 75.7  |
| 10     | 78.4  | 113.7 | 0.0 | 0.0 | 57.8  | 92.7  | 86.6  | 53.7  | 88.8  | 77.9  | 0.0 | 74.8  |
| 11     | 77.0  | 114.8 | 0.0 | 0.0 | 59.3  | 95.6  | 90.2  | 47.4  | 96.6  | 82.2  | 0.0 | 77.5  |
| 12     | 76.8  | 116.0 | 0.0 | 0.0 | 67.2  | 97.0  | 100.4 | 44.6  | 84.2  | 80.1  | 0.0 | 77.4  |
| 17年 1月 | 79.0  | 118.6 | 0.0 | 0.0 | 67.2  | 98.1  | 79.1  | 44.9  | 88.3  | 86.6  | 0.0 | 76.4  |
| 2      | 79.5  | 115.0 | 0.0 | 0.0 | 65.1  | 103.2 | 90.4  | 47.1  | 94.3  | 86.0  | 0.0 | 72.7  |
| 3      | 78.8  | 118.5 | 0.0 | 0.0 | 68.1  | 106.3 | 103.5 | 52.6  | 105.8 | 83.2  | 0.0 | 72.7  |

5. 業種別及び特殊分類別指数 5. Indices by Industry and by Use of Goods  
 (4)-1 生産者製品在庫指数(末) (4)-1 Indices of Producer's Inventory of Finished Goods (End)

| 分類コード<br>時系列 | その他の一般機械                   | 一般機械器具部品                      | 電気機械工業               | 回転電気機械                        | 静止電気機械                          | 開閉制御装置・機器         | 民生用電気機械                        | 配線・照明器具                       | 電子応用装置                          | 電気計測器                            | 電池        | 情報通信機械工業  | Industries Code<br>Time series |        |
|--------------|----------------------------|-------------------------------|----------------------|-------------------------------|---------------------------------|-------------------|--------------------------------|-------------------------------|---------------------------------|----------------------------------|-----------|---|--------------------------------|--------|
|              | Other industrial machinery | Parts of industrial machinery | Electrical machinery | Electrical rotating machinery | Electrical stationary machinery | Switching devices | Household electrical machinery | Wiring devices and luminaries | Associated electronic equipment | Electrical measuring instruments | Batteries | Information and communication electronics equipment |                                |        |
|              | 37                         | 38                            | 39                   | 40                            | 41                              | 42                | 43                             | 44                            | 45                              | 46                               | 47        | 48  |                                |        |
| ウェイト         | 71.0                       | 86.5                          | 712.8                | 0.0                           | 15.2                            | 0.0               | 343.0                          | 162.3                         | 0.0                             | 46                               | 0.0       | 192.3   | 210.7                          | Weight |

Original Index

|      |       |      |     |      |     |      |       |     |     |       |      |           |
|------|-------|------|-----|------|-----|------|-------|-----|-----|-------|------|-----------|
| 71.4 | 108.6 | 92.4 | 0.0 | 94.1 | 0.0 | 86.8 | 96.9  | 0.0 | 0.0 | 98.4  | 89.8 | C.Y. 2000 |
| 80.1 | 102.8 | 90.3 | 0.0 | 96.9 | 0.0 | 86.7 | 102.5 | 0.0 | 0.0 | 85.8  | 76.9 | 2001      |
| 69.5 | 88.3  | 81.0 | 0.0 | 74.6 | 0.0 | 78.7 | 100.4 | 0.0 | 0.0 | 69.0  | 68.4 | 2002      |
| 60.6 | 79.7  | 78.4 | 0.0 | 83.6 | 0.0 | 66.2 | 87.3  | 0.0 | 0.0 | 92.4  | 71.5 | 2003      |
| 50.7 | 96.2  | 76.0 | 0.0 | 77.6 | 0.0 | 62.8 | 88.8  | 0.0 | 0.0 | 88.7  | 64.3 | 2004      |
| 87.9 | 109.3 | 90.1 | 0.0 | 87.4 | 0.0 | 81.8 | 101.9 | 0.0 | 0.0 | 95.0  | 78.6 | F.Y. 2000 |
| 85.4 | 90.9  | 83.2 | 0.0 | 83.4 | 0.0 | 85.3 | 91.2  | 0.0 | 0.0 | 72.8  | 72.4 | 2001      |
| 76.0 | 92.1  | 79.3 | 0.0 | 62.9 | 0.0 | 77.1 | 92.8  | 0.0 | 0.0 | 73.2  | 67.0 | 2002      |
| 66.6 | 84.5  | 75.5 | 0.0 | 81.6 | 0.0 | 67.6 | 82.1  | 0.0 | 0.0 | 83.7  | 77.4 | 2003      |
| 60.7 | 95.3  | 74.5 | 0.0 | 78.4 | 0.0 | 64.8 | 83.9  | 0.0 | 0.0 | 83.7  | 71.5 | 2004      |
| 74.4 | 82.4  | 85.0 | 0.0 | 83.6 | 0.0 | 77.6 | 91.3  | 0.0 | 0.0 | 92.9  | 73.9 | Jan. 2004 |
| 79.3 | 83.4  | 85.7 | 0.0 | 81.0 | 0.0 | 80.5 | 91.1  | 0.0 | 0.0 | 90.9  | 81.6 | Feb.      |
| 66.6 | 84.5  | 75.5 | 0.0 | 81.6 | 0.0 | 67.6 | 82.1  | 0.0 | 0.0 | 83.7  | 77.4 | Mar.      |
| 69.9 | 87.5  | 84.6 | 0.0 | 81.2 | 0.0 | 84.2 | 83.3  | 0.0 | 0.0 | 86.4  | 76.0 | Apr.      |
| 74.6 | 88.5  | 90.4 | 0.0 | 83.2 | 0.0 | 89.7 | 86.4  | 0.0 | 0.0 | 95.6  | 92.9 | May.      |
| 78.0 | 90.9  | 89.1 | 0.0 | 87.0 | 0.0 | 82.6 | 90.4  | 0.0 | 0.0 | 99.6  | 87.8 | Jun.      |
| 73.2 | 91.0  | 82.9 | 0.0 | 90.8 | 0.0 | 66.6 | 93.4  | 0.0 | 0.0 | 102.6 | 92.1 | Jul.      |
| 70.7 | 90.4  | 79.9 | 0.0 | 89.4 | 0.0 | 63.1 | 94.4  | 0.0 | 0.0 | 96.8  | 93.1 | Aug.      |
| 62.3 | 90.6  | 75.2 | 0.0 | 86.1 | 0.0 | 59.1 | 94.2  | 0.0 | 0.0 | 87.1  | 79.3 | Sep.      |
| 58.5 | 90.0  | 80.1 | 0.0 | 80.6 | 0.0 | 64.8 | 96.5  | 0.0 | 0.0 | 93.6  | 79.1 | Oct.      |
| 51.3 | 95.5  | 82.1 | 0.0 | 77.7 | 0.0 | 69.2 | 92.9  | 0.0 | 0.0 | 96.1  | 82.0 | Nov.      |
| 50.7 | 96.2  | 76.0 | 0.0 | 77.6 | 0.0 | 62.8 | 88.8  | 0.0 | 0.0 | 88.7  | 64.3 | Dec.      |
| 63.3 | 96.1  | 82.2 | 0.0 | 77.6 | 0.0 | 71.6 | 90.4  | 0.0 | 0.0 | 94.6  | 83.1 | Jan. 2005 |
| 71.0 | 95.9  | 86.6 | 0.0 | 76.9 | 0.0 | 79.1 | 93.8  | 0.0 | 0.0 | 94.5  | 84.5 | Feb.      |
| 60.7 | 95.3  | 74.5 | 0.0 | 78.4 | 0.0 | 64.8 | 83.9  | 0.0 | 0.0 | 83.7  | 71.5 | Mar.      |

Seasonal Adjustment Index

|       |       |       |     |       |     |       |       |     |     |       |       |         |
|-------|-------|-------|-----|-------|-----|-------|-------|-----|-----|-------|-------|---------|
| 109.6 | 96.6  | 104.2 | 0.0 | 112.8 | 0.0 | 107.0 | 99.6  | 0.0 | 0.0 | 101.2 | 99.3  | Q1 2000 |
| 101.3 | 96.0  | 102.0 | 0.0 | 101.2 | 0.0 | 104.3 | 102.1 | 0.0 | 0.0 | 100.7 | 98.8  | Q2      |
| 89.5  | 111.4 | 96.9  | 0.0 | 90.6  | 0.0 | 94.0  | 98.4  | 0.0 | 0.0 | 100.2 | 107.2 | Q3      |
| 81.1  | 106.7 | 96.2  | 0.0 | 89.7  | 0.0 | 90.9  | 100.6 | 0.0 | 0.0 | 102.6 | 102.8 | Q4      |
| 87.9  | 112.9 | 96.1  | 0.0 | 91.8  | 0.0 | 85.4  | 108   |     |     |       |       |         |

5. 業種別及び特殊分類別指数 5. Indices by Industry and by Use of Goods  
 (4)-1 生産者製品在庫指数(末) (4)-1 Indices of Producer's Inventory of Finished Goods (End)

| 分類コード | 通信機械                    | 民生用電子機械                        | 電子計算機                | 電子部品・デバイス工業                  | 電子部品             | 半導体素子                 | 集積回路                | 半導体部品               | 輸送機械工業              | 輸送機械工業(除船舶・航空機)  | 乗用車            | バス    |
|-------|-------------------------|--------------------------------|----------------------|------------------------------|------------------|-----------------------|---------------------|---------------------|---------------------|--|----------------|-------|
|       | Communication equipment | Household electronic machinery | Electronic computers | Electronic parts and devices | Electronic parts | Semiconductor devices | Integrated circuits | Semiconductor parts | Transport equipment | Transport equipment (excl. Steel ships and rolling stocks) | Passenger cars | Buses |
| 時系列   | 49                      | 50                             | 51                   | 52                           | 53               | 54                    | 55                  | 56                  | 57                  | 58   | 59             | 60    |

| ウェイト       | 0.0 | 210.7 | 0.0 | 502.4 | 85.2  | 93.1  | 324.1 | 0.0 | 791.7 | 791.7 | 512.5 | 19.4  |
|------------|-----|-------|-----|-------|-------|-------|-------|-----|-------|-------|-------|-------|
| <b>原指数</b> |     |       |     |       |       |       |       |     |       |       |       |       |
| 12年        | 0.0 | 89.8  | 0.0 | 118.6 | 110.8 | 110.7 | 122.9 | 0.0 | 103.2 | 103.2 | 97.9  | 106.4 |
| 13         | 0.0 | 76.9  | 0.0 | 104.1 | 116.4 | 87.0  | 105.8 | 0.0 | 103.0 | 103.0 | 101.0 | 118.3 |
| 14         | 0.0 | 68.4  | 0.0 | 100.6 | 108.4 | 70.7  | 107.1 | 0.0 | 104.7 | 104.7 | 118.2 | 165.3 |
| 15         | 0.0 | 71.5  | 0.0 | 91.9  | 127.4 | 67.0  | 89.7  | 0.0 | 96.2  | 96.2  | 98.4  | 174.7 |
| 16         | 0.0 | 64.3  | 0.0 | 119.8 | 209.2 | 78.8  | 108.0 | 0.0 | 92.2  | 92.2  | 93.3  | 147.1 |
| 12年度       | 0.0 | 78.6  | 0.0 | 138.3 | 119.6 | 109.4 | 151.5 | 0.0 | 82.9  | 82.9  | 85.1  | 84.3  |
| 13         | 0.0 | 72.4  | 0.0 | 86.5  | 92.8  | 76.1  | 87.8  | 0.0 | 78.8  | 78.8  | 82.1  | 99.6  |
| 14         | 0.0 | 67.0  | 0.0 | 92.1  | 94.8  | 69.2  | 97.9  | 0.0 | 84.6  | 84.6  | 93.7  | 117.4 |
| 15         | 0.0 | 77.4  | 0.0 | 103.1 | 152.4 | 77.2  | 97.5  | 0.0 | 77.4  | 77.4  | 81.8  | 133.0 |
| 16         | 0.0 | 71.5  | 0.0 | 106.0 | 169.2 | 72.0  | 99.2  | 0.0 | 95.4  | 95.4  | 100.7 | 122.5 |
| 16年 1月     | 0.0 | 73.9  | 0.0 | 100.2 | 147.2 | 68.7  | 96.9  | 0.0 | 105.4 | 105.4 | 108.4 | 189.1 |
| 2          | 0.0 | 81.6  | 0.0 | 106.5 | 165.7 | 71.1  | 101.1 | 0.0 | 103.0 | 103.0 | 111.4 | 194.7 |
| 3          | 0.0 | 77.4  | 0.0 | 103.1 | 152.4 | 77.2  | 97.5  | 0.0 | 77.4  | 77.4  | 81.8  | 133.0 |
| 4          | 0.0 | 76.0  | 0.0 | 111.2 | 172.4 | 75.6  | 105.3 | 0.0 | 98.7  | 98.7  | 113.4 | 125.3 |
| 5          | 0.0 | 92.9  | 0.0 | 113.7 | 193.2 | 78.3  | 103.0 | 0.0 | 92.8  | 92.8  | 101.8 | 141.6 |
| 6          | 0.0 | 87.8  | 0.0 | 120.7 | 189.2 | 82.4  | 113.8 | 0.0 | 106.7 | 106.7 | 120.4 | 154.5 |
| 7          | 0.0 | 92.1  | 0.0 | 121.8 | 199.1 | 83.6  | 112.5 | 0.0 | 103.5 | 103.5 | 114.1 | 152.6 |
| 8          | 0.0 | 93.1  | 0.0 | 126.9 | 203.8 | 84.9  | 118.7 | 0.0 | 104.5 | 104.5 | 117.2 | 140.8 |
| 9          | 0.0 | 79.3  | 0.0 | 114.2 | 201.0 | 78.4  | 101.7 | 0.0 | 109.0 | 109.0 | 122.8 | 141.5 |
| 10         | 0.0 | 79.1  | 0.0 | 119.4 | 197.0 | 77.9  | 111.0 | 0.0 | 118.9 | 118.9 | 134.2 | 134.3 |
| 11         | 0.0 | 82.0  | 0.0 | 127.3 | 214.7 | 81.2  | 117.5 | 0.0 | 121.2 | 121.2 | 131.9 | 157.8 |
| 12         | 0.0 | 64.3  | 0.0 | 119.8 | 209.2 | 78.8  | 108.0 | 0.0 | 92.2  | 92.2  | 93.3  | 147.1 |
| 17年 1月     | 0.0 | 83.1  | 0.0 | 120.1 | 218.3 | 78.5  | 106.2 | 0.0 | 116.7 | 116.7 | 121.9 | 167.4 |
| 2          | 0.0 | 84.5  | 0.0 | 117.8 | 199.1 | 76.0  | 108.4 | 0.0 | 119.7 | 119.7 | 129.5 | 193.1 |
| 3          | 0.0 | 71.5  | 0.0 | 106.0 | 169.2 | 72.0  | 99.2  | 0.0 | 95.4  | 95.4  | 100.7 | 122.5 |

| <b>季節調整済指数</b> |     |       |      |       |       |       |       |       |       |       |       |       |       |
|----------------|-----|-------|------|-------|-------|-------|-------|-------|-------|-------|-------|-------|-------|
| 12年            | 1期  | 0.0   | 99.3 | 0.0   | 94.5  | 105.9 | 92.6  | 91.8  | 0.0   | 109.8 | 109.8 | 118.6 | 99.4  |
| 2              | 0.0 | 98.8  | 0.0  | 94.5  | 95.6  | 99.2  | 93.1  | 0.0   | 100.9 | 100.9 | 101.2 | 90.3  |       |
| 3              | 0.0 | 107.2 | 0.0  | 101.3 | 96.4  | 104.9 | 102.2 | 0.0   | 93.4  | 93.4  | 94.8  | 90.4  |       |
| 4              | 0.0 | 102.8 | 0.0  | 120.4 | 114.6 | 110.0 | 125.1 | 0.0   | 96.6  | 96.6  | 93.4  | 104.5 |       |
| 13年            | 1期  | 0.0   | 87.9 | 0.0   | 141.7 | 133.7 | 108.8 | 152.1 | 0.0   | 99.1  | 99.1  | 98.8  | 112.8 |
| 2              | 0.0 | 95.8  | 0.0  | 140.1 | 137.9 | 109.7 | 149.4 | 0.0   | 103.9 | 103.9 | 107.4 | 128.0 |       |
| 3              | 0.0 | 91.6  | 0.0  | 117.0 | 123.1 | 97.5  | 121.7 | 0.0   | 104.0 | 104.0 | 105.3 | 115.3 |       |
| 4              | 0.0 | 87.5  | 0.0  | 106.0 | 120.5 | 86.3  | 108.3 | 0.0   | 97.4  | 97.4  | 97.8  | 115.6 |       |
| 14年            | 1期  | 0.0   | 81.0 | 0.0   | 88.4  | 103.1 | 75.8  | 87.8  | 0.0   | 94.4  | 94.4  | 95.5  | 133.5 |
| 2              | 0.0 | 69.1  | 0.0  | 88.2  | 104.6 | 70.8  | 89.1  | 0.0   | 90.7  | 90.7  | 95.4  | 151.5 |       |
| 3              | 0.0 | 68.2  | 0.0  | 105.4 | 128.3 | 74.9  | 108.9 | 0.0   | 95.9  | 95.9  | 106.9 | 140.9 |       |
| 4              | 0.0 | 77.5  | 0.0  | 102.5 | 112.2 | 70.1  | 109.7 | 0.0   | 99.6  | 99.6  | 115.4 | 160.7 |       |
| 15年            | 1期  | 0.0   | 73.8 | 0.0   | 97.0  | 108.1 | 69.9  | 99.5  | 0.0   | 101.6 | 101.6 | 110.7 | 151.1 |
| 2              | 0.0 | 71.9  | 0.0  | 93.8  | 116.2 | 71.0  | 94.2  | 0.0   | 96.9  | 96.9  | 104.9 | 152.9 |       |
| 3              | 0.0 | 71.9  | 0.0  | 91.5  | 116.7 | 65.6  | 91.8  | 0.0   | 104.8 | 104.8 | 116.5 | 162.0 |       |
| 4              | 0.0 | 78.1  | 0.0  | 92.5  | 131.0 | 66.1  | 90.3  | 0.0   | 92.4  | 92.4  | 96.6  | 166.0 |       |
| 16年            | 1期  | 0.0   | 83.4 | 0.0   | 108.1 | 171.8 | 78.3  | 101.0 | 0.0   | 95.0  | 95.0  | 100.3 | 164.0 |
| 2              | 0.0 | 85.3  | 0.0  | 119.7 | 184.8 | 80.7  | 113.1 | 0.0   | 109.6 | 109.6 | 120.7 | 144.8 |       |
| 3              | 0.0 | 85.2  | 0.0  | 118.0 | 199.8 | 80.9  | 106.4 | 0.0   | 125.6 | 125.6 | 144.0 | 189.6 |       |
| 4              | 0.0 | 70.0  | 0.0  | 123.4 | 222.4 | 79.2  | 110.1 | 0.0   | 90.8  | 90.8  | 94.3  | 137.7 |       |
| 17年            | 1期  | 0.0   | 77.0 | 0.0   | 111.1 | 190.7 | 73.0  | 102.7 | 0.0   | 117.1 | 117.1 | 123.5 | 151.1 |
| 16年            | 1月  | 0.0   | 74.9 | 0.0   | 99.1  | 145.8 | 68.9  | 95.6  | 0.0   | 87.7  | 87.7  | 91.1  | 157.0 |
| 2              | 0.0 | 79.0  | 0.0  | 103.9 | 162.3 | 71.1  | 98.1  | 0.0   | 91.7  | 91.7  | 99.3  | 156.3 |       |
| 3              | 0.0 | 83.4  | 0.0  | 108.1 | 171.8 | 78.3  | 101.0 | 0.0   | 95.0  | 95.0  | 100.3 | 164.0 |       |
| 4              | 0.0 | 80.6  | 0.0  | 111.9 | 178.6 | 77.2  | 105.1 | 0.0   | 121.7 | 121.7 | 139.2 | 152.0 |       |
| 5              | 0.0 | 87.5  | 0.0  | 113.3 | 187.8 | 77.6  | 102.2 | 0.0   | 99.6  | 99.6  | 107.9 | 149.3 |       |
| 6              | 0.0 | 85.3  | 0.0  | 119.7 | 184.8 | 80.7  | 113.1 | 0.0   | 109.6 | 109.6 | 120.7 | 144.8 |       |
| 7              | 0.0 | 85.7  | 0.0  | 118.9 | 185.0 | 81.5  | 111.9 | 0.0   | 98.7  | 98.7  | 107.1 | 141.2 |       |
| 8              | 0.0 | 87.2  | 0.0  | 123.8 | 186.9 | 83.8  | 118.1 | 0.0   | 104.0 | 104.0 | 115.1 | 140.5 |       |
| 9              | 0.0 | 85.2  | 0.0  | 118.0 | 199.8 | 80.9  | 106.4 | 0.0   | 125.6 | 125.6 | 144.0 | 189.6 |       |
| 10             | 0.0 | 77.5  | 0.0  | 120.9 | 204.7 | 78.9  | 113.0 | 0.0   | 107.2 | 107.2 | 120.0 | 138.1 |       |
| 11             | 0.0 | 81.6  | 0.0  | 123.6 | 217.7 | 79.8  | 112.2 | 0.0   | 110.4 | 110.4 | 122.7 | 152.4 |       |
| 12             | 0.0 | 70.0  | 0.0  | 123.4 | 222.4 | 79.2  | 110.1 | 0.0   | 90.8  | 90.8  | 94.3  | 137.7 |       |
| 17年            | 1月  | 0.0   | 84.3 | 0.0   | 118.8 | 216.2 | 78.8  | 104.7 | 0.0   | 97.1  | 97.1  | 102.5 | 139.0 |
| 2              | 0.0 | 81.8  | 0.0  | 114.9 | 195.0 | 76.0  | 105.2 | 0.0   | 106.6 | 106.6 | 115.4 | 155.0 |       |
| 3              | 0.0 | 77.0  | 0.0  | 111.1 | 190.7 | 73.0  | 102.7 | 0.0   | 117.1 | 117.1 | 123.5 | 151.1 |       |

5. 業種別及び特殊分類別指数 5. Indices by Industry and by Use of Goods  
 (4)-1 生産者製品在庫指数(末) (4)-1 Indices of Producer's Inventory of Finished Goods (End)

| トラック   | 自動車部品               | 二輪自動車       | 産業車両                | 船舶・同機関                 | (特掲:乗用車・バス・トラック)                   | 精密機械工業                | 計測機器                              | 光学機械・同部品                    | 時計                 | 窯業・土石製品工業                         | ガラス・同製品                  | Industries Code |
|--------|---------------------|-------------|---------------------|------------------------|------------------------------------|-----------------------|-----------------------------------|-----------------------------|--------------------|-----------------------------------|--------------------------|-----------------|
| Trucks | Motor vehicle parts | Motorcycles | Industrial vehicles | Ships and ship engines | (Passenger cars, buses and trucks) | Precision instruments | Measuring machine and instruments | Optical apparatus and parts | Watches and clocks | Ceramics, stone and clay products | Glass and glass products | Time series     |
| 61     | 62                  | 63          | 64                  | 65                     | 67                                 | 68                    | 69                                | 70                          | 71                 | 72                                | 73                       | Weight          |

| ウェイト                  | 180.5 | 16.2  | 63.1  | 0.0 | 0.0 | 712.4 | 84.8 | 41.6  | 20.7  | 22.5 | 718.7 | 192.8           |
|-----------------------|-------|-------|-------|-----|-----|-------|------|-------|-------|------|-------|-----------------|
| <b>Original Index</b> |       |       |       |     |     |       |      |       |       |      |       |                 |
| 12年                   | 104.4 | 97.0  | 143.9 | 0.0 | 0.0 | 99.8  | 94.9 | 98.2  | 108.2 | 76.6 | 100.1 | 99.1 C.Y. 2000  |
| 13                    | 87.1  | 130.2 | 152.2 | 0.0 | 0.0 | 98.0  | 98.8 | 100.7 | 140.4 | 57.1 | 100.7 | 113.9 2001      |
| 14                    | 59.5  | 106.1 | 105.3 | 0.0 | 0.0 | 104.6 | 81.6 | 85.0  | 109.2 | 49.9 | 87.9  | 91.0 2002       |
| 15                    | 77.6  | 92.9  | 107.7 | 0.0 | 0.0 | 95.2  | 70.3 | 77.1  | 100.5 | 30.0 | 85.2  | 94.3 2003       |
| 16                    | 84.3  | 86.3  | 93.4  | 0.0 | 0.0 | 92.5  | 66.6 | 80.8  | 142.3 | 25.9 | 78.2  | 84.0 2004       |
| 12年度                  | 76.1  | 104.2 | 78.0  | 0.0 | 0.0 | 82.8  | 96.0 | 92.2  | 122.7 | 78.5 | 98.4  | 107.2 F.Y. 2000 |
| 13                    | 65.5  | 117.2 | 73.9  | 0.0 | 0.0 | 78.4  | 99.4 | 97.5  | 131.7 | 73.0 | 95.5  | 111.6 2001      |
| 14                    | 52.8  | 88.8  | 89.7  | 0.0 | 0.0 | 84.0  | 78.5 | 74.7  | 116.0 | 50.9 | 85.5  | 95.9 2002       |
| 15                    | 55.2  | 96.7  | 83.0  | 0.0 | 0.0 | 76.5  | 68.8 | 72.6  | 90.8  | 41.3 | 82.0  | 96.6 2003       |
| 16                    | 76.9  | 90.4  | 98.5  | 0.0 | 0.0 | 95.3  | 62.6 | 68.2  | 79.6  | 36.7 | 78.8  | 94.9 2004       |
| 16年 1月                | 86.6  | 95.2  | 111.1 | 0.0 | 0.0 | 105.1 | 71.9 | 78.1  | 102.5 | 32.5 | 83.9  | 96.4 Jan. 2004  |
| 2                     | 76.1  | 77.8  | 90.1  | 0.0 | 0.0 | 104.7 | 70.7 | 76.7  | 96.5  | 36.0 | 82.7  | 96.9 Feb.       |
| 3                     | 55.2  | 96.7  | 83.0  | 0.0 | 0.0 | 76.5  | 68.8 | 72.6  | 90.8  | 41.3 | 82.0  | 96.6 Mar.       |
| 4                     | 66.6  | 101.3 | 62.6  | 0.0 | 0.0 | 101.9 | 70.2 | 75.6  | 91.2  | 40.9 | 81.2  | 93.5 Apr.       |
| 5                     | 70.2  | 105.5 | 65.5  | 0.0 | 0.0 | 94.9  | 73.1 | 76.9  | 91.2  | 49.3 | 82.7  | 95.3 May.       |
| 6                     | 78.2  | 102.4 | 63.2  | 0.0 | 0.0 | 110.6 | 74.0 | 76.2  | 92.4  | 53.1 | 82.1  | 91.0 Jun.       |
| 7                     | 79.6  | 98.6  | 70.9  | 0.0 | 0.0 | 106.4 | 74.2 | 77.3  | 92.2  | 52.1 | 8     |                 |

## 5. 業種別及び特殊分類別指数 5. Indices by Industry and by Use of Goods

(4)-1 生産者製品在庫指数(末) (4)-1 Indices of Producer's Inventory of Finished Goods (End)

| 分類コード  | セメント・同製品                   |       |       | 陶磁器・ファイナセラミックス                  |        |      | その他の窯業・土石製品                             |       |       | 化学工業      |       | 化学工業(除.医薬品)             |  | 化学肥料        |  | ソーダ工業製品                     |  | 無機薬品・顔料・触媒   |  | 高圧ガス                |  | 石油系芳香族                                    |  | 環式中間物・合成染料                          |  | 有機薬品                         |  |
|--------|----------------------------|-------|-------|---------------------------------|--------|------|---|-------|-------|-----------|-------|-------------------------|--|-------------|--|-----------------------------|--|--|--|---------------------|--|---|--|-------------------------------------|--|------------------------------|--|
|        | Cement and cement products |       |       | Ceramic wares and fine ceramics |        |      | Other ceramics, stone and clay products |       |       | Chemicals |       | Chemicals (excl. Drugs) |  | Fertilizers |  | Industrial sodium chemicals |  | Industrial inorganic chemicals, pigment and catalyst |  | High compressed gas |  | Aromatic hydrocarbons (Petroleum, origin) |  | Cyclic chemicals and synthetic dyes |  | Industrial organic chemicals |  |
| 時系列    | 74                         | 75    | 76    | 77                              | 78     | 79   | 80                                      | 81    | 82    | 83        | 84    | 85                      |  |             |  |                             |  |  |  |                     |  |   |  |                                     |  |                              |  |
| ウェイト   | 305.7                      | 159.3 | 60.9  | 1420.0                          | 1420.0 | 69.1 | 10.6                                    | 73.5  | 10.1  | 30.1      | 79.8  | 60.3                    |  |             |  |                             |  |  |  |                     |  |   |  |                                     |  |                              |  |
| 原指数    |                            |       |       |                                 |        |      |   |       |       |           |       |                         |  |             |  |                             |  |  |  |                     |  |   |  |                                     |  |                              |  |
| 12年    | 100.3                      | 101.5 | 98.5  | 98.3                            | 98.3   | 98.5 | 93.5                                    | 99.5  | 107.3 | 106.1     | 106.7 | 101.5                   |  |             |  |                             |  |  |  |                     |  |   |  |                                     |  |                              |  |
| 13     | 93.7                       | 98.0  | 101.1 | 104.7                           | 104.7  | 97.6 | 104.9                                   | 112.3 | 144.2 | 102.5     | 101.8 | 103.7                   |  |             |  |                             |  |  |  |                     |  |   |  |                                     |  |                              |  |
| 14     | 84.7                       | 91.0  | 86.2  | 96.8                            | 96.8   | 96.1 | 83.1                                    | 92.3  | 88.6  | 98.0      | 84.3  | 93.0                    |  |             |  |                             |  |  |  |                     |  |   |  |                                     |  |                              |  |
| 15     | 77.9                       | 90.3  | 80.0  | 96.5                            | 96.5   | 90.9 | 94.6                                    | 86.5  | 100.3 | 96.5      | 90.9  | 96.6                    |  |             |  |                             |  |  |  |                     |  |   |  |                                     |  |                              |  |
| 16     | 70.4                       | 86.2  | 77.9  | 91.8                            | 91.8   | 88.5 | 116.0                                   | 85.6  | 118.8 | 106.4     | 88.1  | 98.9                    |  |             |  |                             |  |  |  |                     |  |   |  |                                     |  |                              |  |
| 12年度   | 92.3                       | 97.8  | 102.3 | 101.7                           | 101.7  | 97.5 | 80.8                                    | 97.9  | 104.9 | 108.4     | 116.9 | 112.3                   |  |             |  |                             |  |  |  |                     |  |   |  |                                     |  |                              |  |
| 13     | 85.8                       | 93.5  | 98.0  | 100.4                           | 100.4  | 98.3 | 110.9                                   | 110.0 | 89.5  | 100.0     | 97.4  | 106.1                   |  |             |  |                             |  |  |  |                     |  |   |  |                                     |  |                              |  |
| 14     | 76.8                       | 88.1  | 89.1  | 95.6                            | 95.6   | 93.3 | 96.2                                    | 88.6  | 91.3  | 98.1      | 87.7  | 99.6                    |  |             |  |                             |  |  |  |                     |  |   |  |                                     |  |                              |  |
| 15     | 70.2                       | 86.8  | 82.2  | 97.2                            | 97.2   | 89.7 | 110.8                                   | 84.7  | 98.2  | 104.6     | 88.1  | 97.6                    |  |             |  |                             |  |  |  |                     |  |   |  |                                     |  |                              |  |
| 16     | 63.9                       | 86.7  | 81.1  | 99.0                            | 99.0   | 89.7 | 111.7                                   | 91.0  | 121.8 | 113.1     | 103.4 | 111.6                   |  |             |  |                             |  |  |  |                     |  |   |  |                                     |  |                              |  |
| 16年 1月 | 73.8                       | 89.9  | 79.4  | 101.8                           | 101.8  | 97.0 | 106.3                                   | 95.5  | 94.8  | 107.3     | 92.7  | 100.2                   |  |             |  |                             |  |  |  |                     |  |   |  |                                     |  |                              |  |
| 2      | 70.7                       | 89.6  | 80.4  | 103.8                           | 103.8  | 98.4 | 117.7                                   | 92.1  | 98.0  | 100.3     | 91.6  | 100.2                   |  |             |  |                             |  |  |  |                     |  |   |  |                                     |  |                              |  |
| 3      | 70.2                       | 86.8  | 82.2  | 97.2                            | 97.2   | 89.7 | 110.8                                   | 84.7  | 98.2  | 104.6     | 88.1  | 97.6                    |  |             |  |                             |  |  |  |                     |  |   |  |                                     |  |                              |  |
| 4      | 70.0                       | 87.4  | 82.3  | 94.6                            | 94.6   | 87.0 | 100.7                                   | 81.7  | 87.7  | 107.4     | 85.0  | 91.2                    |  |             |  |                             |  |  |  |                     |  |   |  |                                     |  |                              |  |
| 5      | 72.5                       | 88.0  | 80.7  | 98.3                            | 98.3   | 91.4 | 110.4                                   | 89.6  | 91.1  | 105.4     | 87.2  | 95.8                    |  |             |  |                             |  |  |  |                     |  |   |  |                                     |  |                              |  |
| 6      | 73.7                       | 88.2  | 80.5  | 91.9                            | 91.9   | 90.0 | 97.4                                    | 87.4  | 79.1  | 84.2      | 81.3  | 86.4                    |  |             |  |                             |  |  |  |                     |  |   |  |                                     |  |                              |  |
| 7      | 73.6                       | 88.4  | 82.3  | 90.1                            | 90.1   | 80.5 | 114.0                                   | 87.0  | 76.9  | 94.2      | 82.3  | 87.0                    |  |             |  |                             |  |  |  |                     |  |   |  |                                     |  |                              |  |
| 8      | 74.6                       | 86.8  | 78.6  | 92.6                            | 92.6   | 81.2 | 120.4                                   | 94.1  | 90.5  | 109.8     | 90.6  | 96.4                    |  |             |  |                             |  |  |  |                     |  |   |  |                                     |  |                              |  |
| 9      | 73.2                       | 86.6  | 78.6  | 88.3                            | 88.3   | 83.8 | 103.2                                   | 88.3  | 86.6  | 102.3     | 79.1  | 83.1                    |  |             |  |                             |  |  |  |                     |  |   |  |                                     |  |                              |  |
| 10     | 74.9                       | 87.4  | 80.0  | 89.8                            | 89.8   | 87.9 | 86.0                                    | 82.6  | 98.4  | 110.2     | 80.7  | 94.8                    |  |             |  |                             |  |  |  |                     |  |   |  |                                     |  |                              |  |
| 11     | 72.6                       | 87.0  | 79.2  | 90.4                            | 90.4   | 88.6 | 93.4                                    | 81.9  | 106.4 | 106.6     | 76.0  | 87.4                    |  |             |  |                             |  |  |  |                     |  |   |  |                                     |  |                              |  |
| 12     | 70.4                       | 86.2  | 77.9  | 91.8                            | 91.8   | 88.5 | 116.0                                   | 85.6  | 118.8 | 106.4     | 88.1  | 98.9                    |  |             |  |                             |  |  |  |                     |  |   |  |                                     |  |                              |  |
| 17年 1月 | 67.8                       | 86.5  | 81.6  | 99.5                            | 99.5   | 94.2 | 136.2                                   | 93.6  | 125.2 | 118.8     | 103.7 | 106.6                   |  |             |  |                             |  |  |  |                     |  |   |  |                                     |  |                              |  |
| 2      | 66.1                       | 86.7  | 80.0  | 102.7                           | 102.7  | 97.0 | 130.0                                   | 94.4  | 130.9 | 120.0     | 105.5 | 104.7                   |  |             |  |                             |  |  |  |                     |  |   |  |                                     |  |                              |  |
| 3      | 63.9                       | 86.7  | 81.1  | 99.0                            | 99.0   | 89.7 | 111.7                                   | 91.0  | 121.8 | 113.1     | 103.4 | 111.6                   |  |             |  |                             |  |  |  |                     |  |   |  |                                     |  |                              |  |

## 季節調整済指数

| 12年   | 1期    | 2     | 3     | 4     | 13年   | 1期    | 2     | 3     | 4     | 14年   | 1期    | 2 | 3 | 4 | 15年 | 1期 | 2 | 3 | 4 | 16年 | 1期 | 2 | 3 | 4 | 17年 | 1期 | 2 | 3 |  |
|-------|-------|-------|-------|-------|-------|-------|-------|-------|-------|-------|-------|---|---|---|-----|----|---|---|---|-----|----|---|---|---|-----|----|---|---|--|
| 100.2 | 99.3  | 103.1 | 99.7  | 99.7  | 100.4 | 101.3 | 99.4  | 99.9  | 97.8  | 94.3  | 97.2  |   |   |   |     |    |   |   |   |     |    |   |   |   |     |    |   |   |  |
| 99.9  | 99.9  | 97.8  | 100.1 | 100.1 | 100.0 | 100.2 | 100.4 | 101.2 | 105.4 | 102.0 | 100.6 |   |   |   |     |    |   |   |   |     |    |   |   |   |     |    |   |   |  |
| 99.2  | 100.4 | 97.6  | 100.6 | 100.6 | 100.0 | 101.0 | 98.4  | 98.4  | 110.8 | 105.9 | 102.7 |   |   |   |     |    |   |   |   |     |    |   |   |   |     |    |   |   |  |
| 99.5  | 100.8 | 99.3  | 100.3 | 100.3 | 100.2 | 91.8  | 100.7 | 97.3  | 101.0 | 109.6 | 103.4 |   |   |   |     |    |   |   |   |     |    |   |   |   |     |    |   |   |  |
| 98.2  | 100.0 | 101.9 | 103.0 | 103.0 | 98.3  | 78.4  | 98.9  | 103.2 | 102.2 | 110.5 | 105.5 |   |   |   |     |    |   |   |   |     |    |   |   |   |     |    |   |   |  |
| 96.0  | 98.6  | 103.2 | 107.4 | 107.4 | 100.2 | 85.5  | 104.5 | 117.2 | 102.6 | 117.9 | 111.6 |   |   |   |     |    |   |   |   |     |    |   |   |   |     |    |   |   |  |
| 95.6  | 97.8  | 105.2 | 105.5 | 105.5 | 100.3 | 85.1  | 108.1 | 112.8 | 104.1 | 107.4 | 110.7 |   |   |   |     |    |   |   |   |     |    |   |   |   |     |    |   |   |  |
| 92.8  | 97.2  | 102.0 | 106.7 | 106.7 | 99.0  | 102.9 | 113.5 | 130.3 | 98.5  | 103.5 | 105.1 |   |   |   |     |    |   |   |   |     |    |   |   |   |     |    |   |   |  |
| 91.2  | 95.6  | 97.6  | 101.7 | 101.7 | 99.1  | 108.6 | 111.1 | 88.5  | 94.8  | 92.4  | 99.6  |   |   |   |     |    |   |   |   |     |    |   |   |   |     |    |   |   |  |
| 88.6  | 92.9  | 93.8  | 99.1  | 99.1  | 98.7  | 86.1  | 104.3 | 91.3  | 97.3  | 84.6  | 88.5  |   |   |   |     |    |   |   |   |     |    |   |   |   |     |    |   |   |  |
| 84.3  | 91.5  | 91.1  | 99.2  | 99.2  | 96.0  | 128.5 | 102.9 | 90.0  | 87.5  | 84.7  | 90.1  |   |   |   |     |    |   |   |   |     |    |   |   |   |     |    |   |   |  |
| 83.9  | 90.2  | 87.0  | 98.6  | 98.6  | 97.4  | 81.6  | 93.2  | 80.2  | 94.9  | 85.2  | 94.1  |   |   |   |     |    |   |   |   |     |    |   |   |   |     |    |   |   |  |
| 81.5  | 90.1  | 88.3  | 97.5  | 97.5  | 94.4  | 92.2  | 89.9  | 92.2  | 95.1  | 83.9  | 94.5  |   |   |   |     |    |   |   |   |     |    |   |   |   |     |    |   |   |  |
| 80.7  | 90.8  | 87.4  | 99.7  | 99.7  | 92.8  | 80.2  | 89.8  | 106.5 | 101.4 | 93.0  | 99.6  |   |   |   |     |    |   |   |   |     |    |   |   |   |     |    |   |   |  |
| 76.8  | 90.8  | 83.3  | 99.1  | 99.1  | 89.4  | 103.1 | 93.6  | 108.1 | 101.6 | 91.8  | 95.1  |   |   |   |     |    |   |   |   |     |    |   |   |   |     |    |   |   |  |
| 76.9  | 89.7  | 80.9  | 98.0  | 98.0  | 91.8  | 97.2  | 86.8  | 94.9  | 95.2  | 92.9  | 98.1  |   |   |   |     |    |   |   |   |     |    |   |   |   |     |    |   |   |  |
| 74.3  | 88.8  | 81.0  | 99.1  | 99.1  | 90.4  | 105.4 | 86.7  | 99.5  | 101.6 | 85.8  | 92.4  |   |   |   |     |    |   |   |   |     |    |   |   |   |     |    |   |   |  |
| 72.3  | 87.3  | 78.8  | 91.6  | 91.6  | 85.0  | 113.1 | 86.2  | 88.3  | 93.0  | 84.4  | 91.1  |   |   |   |     |    |   |   |   |     |    |   |   |   |     |    |   |   |  |
| 71.5  | 86.9  | 79.9  | 91.5  | 91.5  | 89.5  | 106.8 | 86.8  | 85.0  | 103.8 | 82.8  | 86.7  |   |   |   |     |    |   |   |   |     |    |   |   |   |     |    |   |   |  |
| 69.3  | 85.8  | 79.4  | 92.8  | 92.8  | 89.0  | 114.6 | 86.1  | 105.8 | 106.9 | 86.6  | 97.6  |   |   |   |     |    |   |   |   |     |    |   |   |   |     |    |   |   |  |
| 67.6  | 88.7  | 79.9  | 101.0 | 101.0 | 90.4  | 106.2 | 93.2  | 123.4 | 109.9 | 100.7 | 105.7 |   |   |   |     |    |   |   |   |     |    |   |   |   |     |    |   |   |  |
| 75.0  | 89.9  | 80.5  | 97.7  | 97.7  | 91.7  | 93.5  | 93.8  | 93.3  | 98.1  | 86.6  | 92.8  |   |   |   |     |    |   |   |   |     |    |   |   |   |     |    |   |   |  |
| 74.7  | 90.5  | 80.7  | 97.9  | 97.9  | 91.4  | 105.3 | 90.2  | 95.2  | 94.5  | 85.4  | 92.7  |   |   |   |     |    |   |   |   |     |    |   |   |   |     |    |   |   |  |
| 74.3  | 88.8  | 81.0  | 99.1  | 99.1  | 90.4  | 105.4 | 86.7  | 99.5  | 101.6 | 85.8  | 92.4  |   |   |   |     |    |   |   |   |     |    |   |   |   |     |    |   |   |  |
| 72.7  | 88.3  | 80.8  | 96.3  | 96.3  | 88.8  | 96.6  | 83.9  | 94.4  | 99.1  | 84.7  | 91.5  |   |   |   |     |    |   |   |   |     |    |   |   |   |     |    |   |   |  |
| 73.5  | 88.2  | 79.4  | 97.1  | 97.1  | 88.2  | 110.9 | 88.8  | 95.7  | 100.1 | 85.2  |       |   |   |   |     |    |   |   |   |     |    |   |   |   |     |    |   |   |  |



5. 業種別及び特殊分類別指数 5. Indices by Industry and by Use of Goods  
 (4)-1 生産者製品在庫指数(末) (4)-1 Indices of Producer's Inventory of Finished Goods (End)

| 分類コード<br>時系列 | パルプ  | 紙     | 紙板         | 紙加工品                          | 繊維工業     | 化学繊維            | 紡績        | 織物            | 染色整理                           | 衣類      | その他の繊維製品               | 食料品・たばこ工業         |
|--------------|------|-------|------------|-------------------------------|----------|-----------------|-----------|---------------|--------------------------------|---------|------------------------|-------------------|
|              | Pulp | Paper | Paperboard | Converted and processed paper | Textiles | Man-made fibers | Spun yarn | Woven fabrics | Dyeing and finishing processes | Clothes | Other textile products | Foods and tobacco |
|              | 99   | 100   | 101        | 102                           | 103      | 104             | 105       | 106           | 107                            | 108     | 109                    | 110               |
| ウェイト         | 15.3 | 244.7 | 58.6       | 5.8                           | 552.2    | 83.9            | 44.4      | 106.0         | 31.1                           | 213.7   | 73.1                   | 544.8             |

| 原指数    |       |       |       |       |      |       |      |      |      |       |      |       |
|--------|-------|-------|-------|-------|------|-------|------|------|------|-------|------|-------|
| 12年    | 100.6 | 100.0 | 100.9 | 91.9  | 98.6 | 102.3 | 93.7 | 96.6 | 92.9 | 101.4 | 94.3 | 93.0  |
| 13     | 110.6 | 98.8  | 91.4  | 97.0  | 94.1 | 104.6 | 81.4 | 90.7 | 87.6 | 98.0  | 85.9 | 93.1  |
| 14     | 91.1  | 97.4  | 90.5  | 101.9 | 83.1 | 91.4  | 69.0 | 80.1 | 76.5 | 87.2  | 77.3 | 82.1  |
| 15     | 111.7 | 101.5 | 84.9  | 97.2  | 77.7 | 84.8  | 60.8 | 70.8 | 73.8 | 84.1  | 72.9 | 81.0  |
| 16     | 105.8 | 103.1 | 84.9  | 96.3  | 73.1 | 76.0  | 53.9 | 65.5 | 69.9 | 81.9  | 68.6 | 89.7  |
| 12年度   | 127.8 | 100.7 | 109.1 | 95.4  | 94.0 | 99.6  | 89.3 | 91.3 | 91.0 | 95.0  | 92.6 | 96.6  |
| 13     | 143.0 | 98.4  | 93.3  | 98.9  | 87.7 | 94.8  | 84.1 | 87.7 | 81.2 | 87.5  | 85.3 | 91.3  |
| 14     | 126.7 | 94.7  | 96.7  | 98.0  | 78.0 | 85.9  | 64.4 | 77.9 | 75.9 | 78.9  | 75.1 | 88.8  |
| 15     | 147.6 | 99.4  | 89.6  | 96.7  | 72.8 | 73.1  | 62.5 | 69.8 | 71.6 | 76.5  | 72.7 | 86.9  |
| 16     | 147.3 | 104.2 | 87.8  | 102.4 | 69.5 | 69.7  | 55.7 | 64.2 | 68.7 | 75.3  | 68.4 | 97.6  |
| 16年 1月 | 127.0 | 103.2 | 89.3  | 98.5  | 77.7 | 84.2  | 62.5 | 70.3 | 73.8 | 83.9  | 73.4 | 81.7  |
| 2      | 138.1 | 104.5 | 92.7  | 97.5  | 76.3 | 82.7  | 63.0 | 70.1 | 74.0 | 81.0  | 73.5 | 85.5  |
| 3      | 147.6 | 99.4  | 89.6  | 96.7  | 72.8 | 73.1  | 62.5 | 69.8 | 71.6 | 76.5  | 72.7 | 86.9  |
| 4      | 122.4 | 98.7  | 86.1  | 101.3 | 71.9 | 75.2  | 59.2 | 70.1 | 70.9 | 74.0  | 72.8 | 92.6  |
| 5      | 121.2 | 103.9 | 91.0  | 99.9  | 71.5 | 79.9  | 56.4 | 69.6 | 70.7 | 71.6  | 74.2 | 92.7  |
| 6      | 121.3 | 103.3 | 91.8  | 102.0 | 71.7 | 80.5  | 55.0 | 70.2 | 71.0 | 71.3  | 75.6 | 97.1  |
| 7      | 115.4 | 101.4 | 90.0  | 100.5 | 72.9 | 81.2  | 55.2 | 70.5 | 70.0 | 73.7  | 76.1 | 97.8  |
| 8      | 113.4 | 105.4 | 89.6  | 100.7 | 74.4 | 85.0  | 55.1 | 70.1 | 71.4 | 76.0  | 76.7 | 89.4  |
| 9      | 109.7 | 102.3 | 88.1  | 104.1 | 73.3 | 77.7  | 52.3 | 69.5 | 69.6 | 76.9  | 77.7 | 91.0  |
| 10     | 109.7 | 104.1 | 88.9  | 104.0 | 73.1 | 76.4  | 52.2 | 69.0 | 69.3 | 78.1  | 74.8 | 92.2  |
| 11     | 114.6 | 104.4 | 85.2  | 106.5 | 72.7 | 73.5  | 52.9 | 66.9 | 69.7 | 80.0  | 72.1 | 97.9  |
| 12     | 105.8 | 103.1 | 84.9  | 96.3  | 73.1 | 76.0  | 53.9 | 65.5 | 69.9 | 81.9  | 68.6 | 89.7  |
| 17年 1月 | 116.9 | 107.6 | 88.5  | 99.4  | 73.8 | 78.9  | 55.2 | 64.3 | 69.7 | 82.4  | 69.5 | 95.8  |
| 2      | 137.6 | 107.0 | 89.5  | 99.2  | 72.8 | 76.8  | 56.3 | 64.2 | 71.1 | 80.4  | 69.0 | 101.4 |
| 3      | 147.3 | 104.2 | 87.8  | 102.4 | 69.5 | 69.7  | 55.7 | 64.2 | 68.7 | 75.3  | 68.4 | 97.6  |

| 季節調整済指数 |       |       |       |       |       |       |       |       |       |       |       |       |
|---------|-------|-------|-------|-------|-------|-------|-------|-------|-------|-------|-------|-------|
| 12年 1期  | 98.9  | 98.8  | 100.2 | 100.3 | 101.8 | 97.8  | 102.0 | 101.2 | 102.9 | 102.1 | 105.5 | 96.9  |
| 2       | 96.1  | 98.7  | 93.6  | 101.0 | 100.1 | 99.7  | 101.8 | 100.3 | 101.2 | 100.7 | 97.7  | 101.7 |
| 3       | 94.5  | 100.7 | 99.9  | 100.6 | 99.2  | 101.3 | 99.2  | 99.1  | 97.7  | 99.4  | 98.2  | 98.0  |
| 4       | 104.8 | 103.0 | 105.3 | 99.1  | 97.8  | 102.9 | 94.2  | 97.6  | 93.6  | 96.5  | 99.9  | 100.3 |
| 13年 1期  | 113.8 | 104.9 | 108.4 | 97.9  | 95.8  | 104.5 | 88.9  | 92.9  | 93.0  | 96.0  | 96.3  | 100.8 |
| 2       | 118.7 | 105.9 | 114.7 | 99.0  | 96.3  | 107.0 | 88.4  | 94.7  | 89.9  | 96.2  | 94.6  | 99.8  |
| 3       | 120.5 | 103.5 | 108.7 | 100.9 | 94.1  | 105.0 | 84.0  | 93.4  | 88.1  | 94.8  | 91.6  | 97.1  |
| 4       | 116.3 | 101.8 | 95.7  | 104.6 | 93.2  | 105.0 | 82.2  | 91.7  | 88.3  | 93.0  | 90.5  | 99.8  |
| 14年 1期  | 126.8 | 102.4 | 92.6  | 101.6 | 89.4  | 99.5  | 83.5  | 89.4  | 83.0  | 88.6  | 88.6  | 95.6  |
| 2       | 112.5 | 97.5  | 92.4  | 105.7 | 85.4  | 95.3  | 79.5  | 85.3  | 79.8  | 84.4  | 84.4  | 93.5  |
| 3       | 108.2 | 97.9  | 92.0  | 102.7 | 83.0  | 93.0  | 77.0  | 83.2  | 76.9  | 82.0  | 81.7  | 94.8  |
| 4       | 96.2  | 100.4 | 95.0  | 109.8 | 82.2  | 91.7  | 69.8  | 81.0  | 77.1  | 82.6  | 81.3  | 87.7  |
| 15年 1期  | 109.5 | 98.5  | 96.1  | 103.0 | 79.6  | 90.0  | 64.4  | 79.3  | 77.0  | 79.9  | 77.7  | 92.6  |
| 2       | 109.5 | 99.7  | 94.1  | 104.0 | 77.7  | 84.8  | 62.8  | 76.6  | 76.1  | 79.3  | 76.5  | 83.9  |
| 3       | 105.6 | 102.0 | 84.6  | 105.7 | 76.6  | 86.6  | 61.8  | 73.9  | 73.3  | 78.5  | 74.5  | 94.6  |
| 4       | 120.1 | 104.2 | 89.7  | 103.1 | 76.6  | 84.8  | 61.7  | 71.6  | 73.5  | 79.5  | 75.8  | 87.9  |
| 16年 1期  | 124.2 | 103.0 | 88.8  | 102.0 | 74.3  | 76.9  | 62.2  | 70.9  | 72.2  | 77.6  | 75.3  | 90.5  |
| 2       | 125.7 | 100.5 | 88.2  | 102.3 | 73.2  | 79.6  | 55.1  | 69.7  | 69.9  | 76.1  | 75.1  | 92.4  |
| 3       | 110.5 | 103.5 | 87.3  | 103.6 | 72.9  | 80.1  | 53.8  | 67.7  | 70.6  | 76.8  | 73.3  | 90.8  |
| 4       | 115.4 | 104.8 | 89.6  | 100.7 | 71.5  | 75.2  | 54.4  | 66.6  | 69.6  | 76.6  | 71.5  | 98.4  |
| 17年 1期  | 124.0 | 108.0 | 87.1  | 108.1 | 71.0  | 73.3  | 55.4  | 65.2  | 69.3  | 76.4  | 70.9  | 101.7 |
| 16年 1月  | 127.4 | 103.0 | 89.3  | 98.4  | 75.9  | 80.0  | 61.8  | 71.7  | 73.7  | 79.3  | 76.6  | 87.1  |
| 2       | 125.8 | 103.9 | 91.4  | 98.2  | 75.1  | 79.1  | 61.2  | 71.2  | 73.5  | 78.0  | 76.0  | 89.8  |
| 3       | 124.2 | 103.0 | 88.8  | 102.0 | 74.3  | 76.9  | 62.2  | 70.9  | 72.2  | 77.6  | 75.3  | 90.5  |
| 4       | 127.5 | 101.0 | 87.1  | 100.5 | 74.1  | 77.9  | 58.3  | 71.4  | 70.9  | 77.6  | 74.8  | 90.3  |
| 5       | 128.6 | 101.7 | 90.8  | 99.4  | 73.6  | 79.0  | 56.0  | 70.1  | 70.1  | 76.7  | 75.1  | 92.1  |
| 6       | 125.7 | 100.5 | 88.2  | 102.3 | 73.2  | 79.6  | 55.1  | 69.7  | 69.9  | 76.1  | 75.1  | 92.4  |
| 7       | 119.5 | 100.1 | 87.9  | 100.1 | 72.9  | 80.4  | 54.6  | 69.0  | 70.0  | 75.9  | 73.6  | 90.3  |
| 8       | 115.4 | 103.2 | 88.4  | 102.4 | 73.0  | 81.4  | 55.3  | 68.7  | 71.2  | 76.1  | 71.7  | 90.4  |
| 9       | 110.5 | 103.5 | 87.3  | 103.6 | 72.9  | 80.1  | 53.8  | 67.7  | 70.6  | 76.8  | 73.3  | 90.8  |
| 10      | 110.7 | 104.4 | 89.5  | 98.9  | 72.7  | 78.7  | 53.6  | 67.7  | 70.2  | 77.0  | 72.8  | 90.1  |
| 11      | 114.6 | 104.8 | 89.0  | 101.4 | 72.1  | 76.6  | 53.7  | 67.1  | 70.1  | 76.9  | 72.7  | 92.5  |
| 12      | 115.4 | 104.8 | 89.6  | 100.7 | 71.5  | 75.2  | 54.4  | 66.6  | 69.6  | 76.6  | 71.5  | 98.4  |
| 17年 1月  | 117.3 | 107.3 | 88.5  | 99.3  | 72.1  | 75.0  | 54.6  | 65.6  | 69.6  | 77.9  | 72.6  | 102.2 |
| 2       | 125.4 | 106.4 | 88.3  | 99.9  | 71.6  | 73.5  | 54.7  | 65.2  | 70.6  | 77.4  | 71.4  | 106.5 |
| 3       | 124.0 | 108.0 | 87.1  | 108.1 | 71.0  | 73.3  | 55.4  | 65.2  | 69.3  | 76.4  | 70.9  | 101.7 |

5. 業種別及び特殊分類別指数 5. Indices by Industry and by Use of Goods  
 (4)-1 生産者製品在庫指数(末) (4)-1 Indices of Producer's Inventory of Finished Goods (End)

| 分類コード<br>時系列 | 肉製品           | 乳製品            | 水産製品                      | 野菜・果実製品                                  | 油類                       | 脂・調味料         | 製粉          | その他の食品    | 清涼飲料    | 酒類                  | その他工業           | ゴム製品工業           | 皮革製品工業 | Industries Code |
|--------------|---------------|----------------|---------------------------|--|--------------------------|---------------|-------------|-----------|---------|---------------------|-----------------|------------------|--------|-----------------|
|              | Meat products | Dairy products | Processed marine products | Processed vegetables and fruits products | Oils and fats, seasoning | Flour milling | Other foods | Beverages | Alcohol | Other manufacturing | Rubber products | Leather products |        | Time series     |
|              | 111           | 112            | 113                       | 114                                      | 115                      | 116           | 117         | 118       | 119     | 121                 | 122             | 123              |        | Weight          |
| ウェイト         | 0.0           | 4.9            | 42.8                      | 0.0                                      | 132.4                    | 52.6          | 107.2       | 47.9      | 18.3    | 601.3               | 103.9           | 50.1             |        |                 |

| Original Index |      |       |     |       |       |       |       |       |       |       |      |      |      |  |
|----------------|------|-------|-----|-------|-------|-------|-------|-------|-------|-------|------|------|------|--|
| 0.0            | 86.3 | 98.4  | 0.0 | 95.7  | 94.4  | 100.7 | 66.4  | 87.0  | 98.9  | 96.5  | 93.6 | C.Y. | 2000 |  |
| 0.0            | 66.5 | 109.4 | 0.0 | 94.5  | 102.2 | 102.1 | 81.8  | 86.3  | 100.1 | 106.9 | 91.4 |      | 2001 |  |
| 0.0            | 69.6 | 59.2  | 0.0 | 94.0  | 102.6 | 94.3  | 59.3  | 86.8  | 90.7  | 103.3 | 76.8 |      | 2002 |  |
| 0.0            | 58.9 | 71.9  | 0.0 | 95.0  | 103.0 | 91.2  | 59.5  | 69.2  | 85.6  | 103.3 | 60.7 |      | 2003 |  |
| 0.0            | 46.9 | 90.2  | 0.0 | 100.4 | 103.3 | 97.0  | 53.9  | 80.4  | 84.9  | 98.7  | 60.5 |      | 2004 |  |
| 0.0            | 96.6 | 93.7  | 0.0 | 95.2  | 101.5 | 101.7 | 88.5  | 109.8 | 103.2 | 106.3 | 84.4 | F.Y. | 2000 |  |
| 0.0            | 98.9 | 90.2  | 0.0 | 98.8  | 104.8 | 90.1  | 74.1  | 108.8 | 99.7  | 108.1 | 77.0 |      | 2001 |  |
| 0.0            | 99.3 | 66.8  | 0.0 | 96.7  | 104.1 | 87.6  | 92.8  | 85.4  | 92.4  | 107.9 | 68.7 |      | 2002 |  |
| 0.0            | 49.4 | 73.0  | 0.0 | 95.3  | 101.5 | 84.2  | 81.1  | 84.7  | 85.5  | 94.3  | 54.8 |      | 2003 |  |
| 0.0            | 49.6 | 90.5  | 0.0 | 98.7  | 102.6 | 97.4  | 71.8  | 79.5  | 88.3  | 97.2  | 54.5 |      | 2004 |  |
| 0.0            | 68.4 | 80.1  | 0.0 | 100.6 | 105.2 | 85.6  | 64.3  | 69.5  | 86.2  | 99.1  | 60.1 | Jan. | 2004 |  |
| 0.0            | 49.2 | 75.0  | 0.0 | 101.8 | 106.3 | 84.4  | 73.1  | 75.0  | 88.5  | 104.0 | 58.6 | Feb. |      |  |
| 0.0            | 49.4 | 73.0  | 0.0 | 95.3  | 101.5 | 84.2  | 81.1  | 84.7  | 85.5  | 94.3  | 54.8 | Mar. |      |  |
| 0.0            | 56.2 | 77.7  | 0.0 | 98.0  | 101.1 | 91.9  | 80.9  | 131.0 | 86.0  | 94.4  | 54.8 | Apr. |      |  |
| 0.0            | 74.9 | 82.7  | 0.0 | 97.9  | 106.7 | 87.0  | 110.2 | 99.9  | 86.5  | 96.1  | 54.3 | May  |      |  |
| 0.0            | 68.2 | 75.2  | 0.0 | 101.7 | 104.1 | 96.6  | 124.6 | 103.6 | 86.1  | 97.0  | 56.7 | Jun. |      |  |
| 0.0            | 51.1 | 79.1  | 0.0 | 110.8 | 103.0 | 85.8  | 102.9 | 140.0 | 88.1  | 99.0  | 60.4 | Jul. |      |  |
| 0.0            | 52.4 | 69.8  | 0.0 | 103.3 | 105.2 | 90.4  | 100.2 | 97.9  | 87.0  | 94.8  | 58.9 | Aug. |      |  |
| 0.0            | 50.0 | 85.1  | 0.0 | 102.5 | 100.7 | 99.0  | 70.2  | 97.9  | 88.1  | 93.8  | 58.6 | Sep. |      |  |
| 0.0            | 47.7 | 82.5  | 0.0 | 107.8 | 104.8 | 98.6  | 64.1  | 96.9  | 87.0  | 96.2  | 57.6 | Oct. |      |  |
| 0.0            | 51.9 | 74.3  | 0.0 | 108.0 | 106.3 | 106.2 | 72.9  | 97.7  | 85.8  | 96.1  | 59.2 | Nov. |      |  |
| 0.0            | 46.9 | 90.2  | 0.0 | 100.4 | 103.3 | 97.0  | 53.9  | 80.4  | 84.9  | 98.7  | 60.5 | Dec. |      |  |
| 0.0            | 45.1 | 87.8  | 0.0 | 106.1 | 108.6 | 102.0 | 64.7  | 65.4  | 86.5  | 97.6  | 62.3 | Jan. | 2005 |  |
| 0.0            | 48.3 | 110.1 | 0.0 | 105.8 | 108.2 | 98.5  | 64.8  | 81.4  | 90.8  | 100.7 | 59.1 | Feb. |      |  |
| 0.0            | 49.6 | 90.5  | 0.0 | 98.7  | 102.6 | 97.4  | 71.8  | 79.5  | 88.3  | 97.2  | 54.5 | Mar. |      |  |

5. 業種別及び特殊分類別指数 5. Indices by Industry and by Use of Goods

(4)-1 生産者製品在庫指数(末) (4)-1 Indices of Producer's Inventory of Finished Goods (End)

Table with 13 columns for industries (Furniture, Metal furniture, Wooden furniture, Wood and wood products, Other products, Musical instruments, Stationery, Toys, Mining, etc.) and 13 rows for time series (12 years, 12 years, 16 years, 17 years).

Table with 13 columns for industries and 13 rows for seasonal adjustment index (12 years, 13 years, 14 years, 15 years, 16 years, 17 years).

5. 業種別及び特殊分類別指数 5. Indices by Industry and by Use of Goods

(4)-1 生産者製品在庫指数(末) (4)-1 Indices of Producer's Inventory of Finished Goods (End)

Table with 13 columns for industries (Machinery industry, Electrical machinery, Chemicals, Textiles, Electricity and gas, Newspaper and publishing, Information and technical electronics equipment for capital goods, Information and technical electronics equipment for consumer goods, Information and technical electronics equipment for producer goods) and 13 rows for time series (12 years, 12 years, 16 years, 17 years).

Table with 13 columns for industries and 13 rows for seasonal adjustment index (12 years, 13 years, 14 years, 15 years, 16 years, 17 years).



5. 業種別及び特殊分類別指数 5. Indices by Industry and by Use of Goods  
 (4)-1 生産者製品在庫指数(末) (4)-1 Indices of Producer's Inventory of Finished Goods (End)

| 分類<br>コード | 鉱工業                         |                     |                  |   |                       |                      |                      |                         |  |                        |                          |                    |
|-----------|-----------------------------|---------------------|------------------|---|-----------------------|----------------------|----------------------|-------------------------|--|------------------------|--------------------------|--------------------|
|           | 最終需要財                       | 投資財                 | 資本財              | 資本財<br>(除輸送機械)                                  | 非鉄金属<br>工業            | 金属製品<br>工業           | 一般機械<br>工業           | 電気機械<br>工業              | 情報通信<br>機械工業   | 輸送機械<br>工業             | 精密機械<br>工業               | Industries<br>Code |
|           | Mining and<br>manufacturing | Investment<br>goods | Capital<br>goods | Capital goods<br>(excl. Transport<br>equipment) | Non-ferrous<br>metals | Fabricated<br>metals | General<br>machinery | Electrical<br>machinery | Information and<br>communication<br>electronics<br>equipment | Transport<br>equipment | Precision<br>instruments |                    |
| 200       | 201                         | 202                 | 203              | 204   | 205                   | 206                  | 207                  | 208                     | 209  | 210                    | 211                      | Time series        |

| 時系列    | 200     | 201    | 202    | 203   | 204   | 205  | 206 | 207   | 208  | 209 | 210   | 211  |
|--------|---------|--------|--------|-------|-------|------|-----|-------|------|-----|-------|------|
| ウェイト   | 10000.0 | 5005.4 | 2126.2 | 993.2 | 761.9 | 43.4 | 0.0 | 617.0 | 15.2 | 0.0 | 231.3 | 38.6 |
| 原指数    |         |        |        |       |       |      |     |       |      |     |       |      |
| 12年    | 99.0    | 96.1   | 98.9   | 98.8  | 98.4  | 98.1 | 0.0 | 98.2  | 94.1 | 0.0 | 100.2 | 97.7 |
| 13     | 98.3    | 94.6   | 95.4   | 93.9  | 95.0  | 92.8 | 0.0 | 94.6  | 96.9 | 0.0 | 90.3  | 99.4 |
| 14     | 90.4    | 86.8   | 85.1   | 80.7  | 80.9  | 93.2 | 0.0 | 78.6  | 74.6 | 0.0 | 80.3  | 84.0 |
| 15     | 88.2    | 82.1   | 81.1   | 76.3  | 73.5  | 87.3 | 0.0 | 70.0  | 83.6 | 0.0 | 85.8  | 75.5 |
| 16     | 87.9    | 80.9   | 82.1   | 80.1  | 77.4  | 93.4 | 0.0 | 73.5  | 77.6 | 0.0 | 88.8  | 80.0 |
| 12年度   | 97.8    | 91.2   | 92.8   | 88.3  | 90.7  | 96.8 | 0.0 | 89.5  | 87.4 | 0.0 | 80.5  | 91.0 |
| 13     | 91.8    | 87.9   | 87.1   | 80.4  | 82.6  | 90.1 | 0.0 | 80.8  | 83.4 | 0.0 | 73.4  | 96.7 |
| 14     | 86.5    | 81.5   | 79.1   | 71.7  | 72.2  | 77.3 | 0.0 | 70.6  | 62.9 | 0.0 | 70.2  | 72.8 |
| 15     | 85.4    | 78.9   | 76.3   | 69.4  | 69.1  | 89.2 | 0.0 | 65.3  | 81.6 | 0.0 | 70.3  | 71.4 |
| 16     | 87.7    | 81.5   | 79.4   | 75.6  | 71.8  | 73.9 | 0.0 | 69.6  | 78.4 | 0.0 | 88.2  | 66.7 |
| 16年 1月 | 91.0    | 85.5   | 82.8   | 81.4  | 77.5  | 86.0 | 0.0 | 74.4  | 83.6 | 0.0 | 94.2  | 77.0 |
| 2      | 92.0    | 86.8   | 83.1   | 81.8  | 79.7  | 86.9 | 0.0 | 76.8  | 81.0 | 0.0 | 88.7  | 75.5 |
| 3      | 85.4    | 78.9   | 76.3   | 69.4  | 69.1  | 89.2 | 0.0 | 65.3  | 81.6 | 0.0 | 70.3  | 71.4 |
| 4      | 88.7    | 84.6   | 79.4   | 75.3  | 72.5  | 89.5 | 0.0 | 68.9  | 81.2 | 0.0 | 84.9  | 74.7 |
| 5      | 90.2    | 85.4   | 80.8   | 76.2  | 74.1  | 88.9 | 0.0 | 70.8  | 83.2 | 0.0 | 83.3  | 75.7 |
| 6      | 90.9    | 86.9   | 82.4   | 79.8  | 75.5  | 92.7 | 0.0 | 72.0  | 87.0 | 0.0 | 93.9  | 75.6 |
| 7      | 90.4    | 86.3   | 83.5   | 81.7  | 78.4  | 92.9 | 0.0 | 75.1  | 90.8 | 0.0 | 92.5  | 76.9 |
| 8      | 91.3    | 85.9   | 83.1   | 79.5  | 76.0  | 88.9 | 0.0 | 72.8  | 89.4 | 0.0 | 91.0  | 75.9 |
| 9      | 88.9    | 85.0   | 81.4   | 77.1  | 70.6  | 88.5 | 0.0 | 66.7  | 86.1 | 0.0 | 98.3  | 72.5 |
| 10     | 91.2    | 87.7   | 83.8   | 80.7  | 73.2  | 89.6 | 0.0 | 69.2  | 80.6 | 0.0 | 105.2 | 77.2 |
| 11     | 92.3    | 89.3   | 84.3   | 83.8  | 75.8  | 87.9 | 0.0 | 72.1  | 77.7 | 0.0 | 109.9 | 81.5 |
| 12     | 87.9    | 80.9   | 82.1   | 80.1  | 77.4  | 93.4 | 0.0 | 73.5  | 77.6 | 0.0 | 88.8  | 80.0 |
| 17年 1月 | 93.3    | 87.6   | 85.5   | 87.3  | 80.1  | 78.6 | 0.0 | 77.1  | 77.6 | 0.0 | 111.3 | 81.1 |
| 2      | 95.0    | 90.9   | 87.1   | 89.1  | 83.1  | 77.9 | 0.0 | 81.1  | 76.9 | 0.0 | 108.8 | 76.0 |
| 3      | 87.7    | 81.5   | 79.4   | 75.6  | 71.8  | 73.9 | 0.0 | 69.6  | 78.4 | 0.0 | 88.2  | 66.7 |

| 季節調整済指数 |       |       |       |       |       |     |       |       |     |       |       |    |
|---------|-------|-------|-------|-------|-------|-----|-------|-------|-----|-------|-------|----|
| 12年     | 1期    | 2期    | 3期    | 4期    | 13年   | 1期  | 2期    | 3期    | 4期  | 14年   | 1期    | 2期 |
| 100.2   | 101.6 | 100.9 | 100.9 | 100.0 | 96.6  | 0.0 | 99.8  | 112.8 | 0.0 | 102.0 | 101.2 |    |
| 99.9    | 100.5 | 100.2 | 100.4 | 100.3 | 102.7 | 0.0 | 100.2 | 101.2 | 0.0 | 100.1 | 102.1 |    |
| 99.1    | 98.2  | 97.5  | 95.8  | 98.1  | 100.2 | 0.0 | 98.1  | 90.6  | 0.0 | 89.2  | 94.9  |    |
| 101.0   | 98.5  | 98.9  | 97.7  | 98.0  | 97.1  | 0.0 | 98.1  | 89.7  | 0.0 | 97.2  | 95.7  |    |
| 102.5   | 97.9  | 100.1 | 100.1 | 99.4  | 101.1 | 0.0 | 99.4  | 91.8  | 0.0 | 100.9 | 95.0  |    |
| 104.6   | 100.3 | 99.2  | 98.5  | 98.0  | 105.5 | 0.0 | 97.2  | 94.7  | 0.0 | 99.5  | 98.1  |    |
| 102.7   | 99.5  | 99.0  | 96.4  | 97.5  | 100.0 | 0.0 | 97.5  | 92.0  | 0.0 | 94.8  | 98.2  |    |
| 100.4   | 97.2  | 95.5  | 93.3  | 94.7  | 92.6  | 0.0 | 94.5  | 92.7  | 0.0 | 88.8  | 97.6  |    |
| 96.2    | 94.4  | 93.9  | 91.1  | 90.5  | 94.2  | 0.0 | 89.8  | 87.1  | 0.0 | 91.8  | 101.2 |    |
| 92.7    | 90.6  | 88.7  | 85.2  | 85.9  | 89.3  | 0.0 | 85.3  | 83.7  | 0.0 | 82.5  | 91.2  |    |
| 92.5    | 89.2  | 86.5  | 83.1  | 82.2  | 89.6  | 0.0 | 80.9  | 81.2  | 0.0 | 88.4  | 85.8  |    |
| 92.3    | 89.3  | 85.2  | 80.3  | 80.6  | 93.5  | 0.0 | 78.5  | 71.4  | 0.0 | 79.4  | 82.6  |    |
| 90.9    | 87.7  | 84.5  | 80.3  | 78.9  | 82.0  | 0.0 | 78.1  | 67.1  | 0.0 | 85.8  | 76.0  |    |
| 90.5    | 85.0  | 83.3  | 77.9  | 74.7  | 79.3  | 0.0 | 74.7  | 70.3  | 0.0 | 84.7  | 74.7  |    |
| 90.9    | 86.7  | 81.4  | 77.6  | 74.9  | 78.5  | 0.0 | 73.3  | 80.3  | 0.0 | 87.4  | 71.4  |    |
| 89.8    | 84.4  | 81.4  | 76.4  | 73.0  | 86.0  | 0.0 | 69.8  | 80.8  | 0.0 | 88.7  | 73.8  |    |
| 89.9    | 85.0  | 81.1  | 77.1  | 74.8  | 93.9  | 0.0 | 71.6  | 87.0  | 0.0 | 85.7  | 74.6  |    |
| 90.0    | 85.7  | 81.1  | 77.3  | 73.8  | 88.9  | 0.0 | 70.2  | 85.9  | 0.0 | 94.2  | 75.5  |    |
| 88.2    | 82.8  | 80.7  | 77.1  | 74.2  | 89.1  | 0.0 | 70.5  | 89.2  | 0.0 | 88.3  | 75.7  |    |
| 90.0    | 84.6  | 81.9  | 78.1  | 74.4  | 87.7  | 0.0 | 70.7  | 88.6  | 0.0 | 89.1  | 75.9  |    |
| 91.5    | 88.7  | 84.5  | 83.9  | 75.8  | 83.9  | 0.0 | 72.2  | 86.0  | 0.0 | 111.6 | 74.6  |    |
| 90.5    | 85.7  | 83.2  | 80.2  | 74.6  | 92.6  | 0.0 | 70.2  | 78.8  | 0.0 | 97.4  | 78.8  |    |
| 90.8    | 86.2  | 83.9  | 82.5  | 76.3  | 90.6  | 0.0 | 72.9  | 75.5  | 0.0 | 102.9 | 81.4  |    |
| 89.5    | 83.5  | 82.3  | 80.7  | 77.2  | 91.6  | 0.0 | 74.0  | 74.4  | 0.0 | 91.6  | 78.2  |    |
| 91.4    | 85.6  | 82.8  | 81.2  | 76.5  | 78.0  | 0.0 | 73.6  | 74.6  | 0.0 | 94.9  | 77.5  |    |
| 92.6    | 87.9  | 84.2  | 82.2  | 77.2  | 76.9  | 0.0 | 75.0  | 80.6  | 0.0 | 95.7  | 74.3  |    |
| 92.3    | 87.8  | 84.4  | 84.0  | 77.8  | 77.8  | 0.0 | 76.3  | 83.6  | 0.0 | 107.5 | 69.7  |    |

5. 業種別及び特殊分類別指数 5. Indices by Industry and by Use of Goods  
 (4)-1 生産者製品在庫指数(末) (4)-1 Indices of Producer's Inventory of Finished Goods (End)

| 分類<br>コード | 鉱工業  |                        |           |                   |                       |                   |                      |                      |                         |   |           |                                | Industries<br>Code |
|-----------|--|------------------------|-----------|-------------------|-----------------------|-------------------|----------------------|----------------------|-------------------------|---|-----------|--------------------------------|--------------------|
|           | 窯業・土石<br>製品工業                              | その他工業                  | 家具工業      | その他<br>製品工業       | 建設財                   | 鉄鋼業               | 金属製品<br>工業           | 一般機械<br>工業           | 電気機械<br>工業              | 窯業・土石<br>製品工業                           | 化学工業      | 石油・石炭<br>製品工業                  |                    |
|           | Ceramics,<br>stone and<br>clay<br>products | Other<br>manufacturing | Furniture | Other<br>products | Construction<br>goods | Iron and<br>steel | Fabricated<br>metals | General<br>machinery | Electrical<br>machinery | Ceramics,<br>stone and<br>clay products | Chemicals | Petroleum and<br>coal products |                    |
| 212       | 213  | 214                    | 215       | 216               | 217                   | 218               | 219                  | 220                  | 221                     | 222                                     | 223       | Weight                         |                    |

| 時系列    | 212   | 213   | 214   | 215   | 216    | 217   | 218   | 219 | 220   | 221   | 222   | 223   | Weight    |
|--------|-------|-------|-------|-------|--------|-------|-------|-----|-------|-------|-------|-------|-----------|
| ウェイト   | 23.1  | 24.6  | 21.9  | 2.7   | 1133.0 | 78.0  | 225.4 | 0.0 | 80.0  | 438.8 | 12.8  | 3.9   |           |
| 原指数    |       |       |       |       |        |       |       |     |       |       |       |       |           |
| 12年    | 98.2  | 109.7 | 110.4 | 103.9 | 98.9   | 101.0 | 95.7  | 0.0 | 100.0 | 100.2 | 100.6 | 100.0 | C.Y. 2000 |
| 13     | 89.7  | 105.9 | 104.7 | 115.6 | 96.8   | 98.3  | 91.2  | 0.0 | 101.7 | 95.8  | 97.6  | 98.2  | 2001      |
| 14     | 91.3  | 106.0 | 101.7 | 140.1 | 88.9   | 100.6 | 78.4  | 0.0 | 97.9  | 85.8  | 99.7  | 90.8  | 2002      |
| 15     | 94.9  | 106.4 | 102.7 | 135.9 | 85.3   | 95.9  | 81.1  | 0.0 | 91.0  | 81.5  | 95.7  | 107.0 | 2003      |
| 16     | 96.6  | 126.4 | 128.0 | 112.8 | 83.8   | 93.9  | 84.6  | 0.0 | 88.7  | 75.5  | 100.4 | 100.0 | 2004      |
| 12年度   | 86.8  | 114.0 | 105.4 | 183.7 | 96.8   | 99.3  | 93.4  | 0.0 | 102.0 | 94.4  | 94.4  | 87.7  | F.Y. 2000 |
| 13     | 83.5  | 90.8  | 79.8  | 180.6 | 93.0   | 91.9  | 89.3  | 0.0 | 90.0  | 90.2  | 90.7  | 79.4  | 2001      |
| 14     | 79.2  | 101.8 | 89.8  | 199.4 | 85.6   | 86.8  | 80.5  | 0.0 | 88.7  | 81.1  | 91.3  | 83.3  | 2002      |
| 15     | 93.3  | 95.7  | 87.1  | 165.8 | 82.3   | 83.5  | 82.9  | 0.0 | 80.4  | 76.9  | 94.6  | 102.6 | 2003      |
| 16     | 95.7  | 104.8 | 98.8  | 153.8 | 82.7   | 85.9  | 82.8  | 0.0 | 78.5  | 72.7  | 96.8  | 100.0 | 2004      |
| 16年 1月 | 98.4  | 117.4 | 113.7 | 147.7 | 84.0   | 92.5  | 80.5  | 0.0 | 93.3  | 78.7  | 100.4 | 103.9 | Jan. 2004 |
| 2      | 102.6 | 122.2 | 118.9 | 148.7 | 84.2   | 89.8  | 85.3  | 0.0 | 93.2  | 77.0  | 101.9 | 103.5 | Feb.      |
| 3      | 93.3  | 95.7  | 87.1  | 165.8 | 82.3   | 83.5  | 82.9  | 0.0 | 80.4  | 76.9  | 94.6  | 102.6 | Mar.      |
| 4      | 97.3  | 98.9  | 91.7  | 157.1 | 83.0   | 86.6  | 84.3  | 0.0 | 81.3  | 76.7  | 93.6  | 112.7 | Apr.      |
| 5      | 99.0  | 97.6  | 92.9  | 135.7 | 84.8   | 97.7  | 81.9  | 0.0 | 84.3  | 78.7  | 94.9  | 119.7 | May.      |
| 6      | 99.4  | 104.0 | 102.9 | 113.2 | 84.6   | 93.0  | 80.8  | 0.0 | 86.9  | 79.0  | 96.3  | 92.1  | Jun.      |
| 7      | 103.1 | 107.2 | 109.6 | 87.3  | 85.0   | 90.2  | 80.8  | 0.0 | 90.1  | 78.7  | 96.0  | 100.4 | Jul.      |
| 8      | 98.4  | 103.4 | 105.7 | 85.0  | 86.2   | 96.7  | 85.2  | 0.0 | 88.6  | 78.9  | 96.3  | 103.9 | Aug.      |
| 9      | 97.1  | 99.1  | 100.0 | 91.4  | 85.2   | 93.8  | 86.5  | 0.0 | 84.4  | 77.5  | 92.3  | 92.9  | Sep.      |
| 10     | 96.9  | 110.5 | 112.7 | 93.1  | 86.5   | 98.9  | 87.2  | 0.0 | 90.4  | 79.2  | 93.6  | 92.9  | Oct.      |
| 11     | 95.1  | 120.1 | 122.1 | 103.5 | 84.8   | 97.6  | 85.8  | 0.0 | 89.0  | 77.2  | 94.4  | 79.4  | Nov.      |
| 12     | 96.6  | 126.4 | 128.0 | 112.8 | 83.8   | 93.9  | 84.6  | 0.0 | 88.7  | 75.5  | 100.4 | 100.0 | Dec.      |
| 17年 1月 | 95.9  | 140.8 | 141.8 | 132.9 | 8      |       |       |     |       |       |       |       |           |

5. 業種別及び特殊分類別指数 5. Indices by Industry and by Use of Goods  
(4)-1 生産者製品在庫指数(末) (4)-1 Indices of Producer's Inventory of Finished Goods (End)

| 分類コード<br>時系列 | 業種別              |          |                     |           |                        |        |                |                        |                   |                      |   | Industries Code |                     |
|--------------|------------------|----------|---------------------|-----------|------------------------|--------|----------------|------------------------|-------------------|----------------------|---|-----------------|---------------------|
|              | プラスチック製品工業       | 繊維工業     | その他工業               | 家具工業      | 木材・木製品工業               | 鉱業     | 消費財            | 耐久消費財                  | 金属製品工業            | 電気機械工業               | 情報通信機械工業  |                 | 輸送機械工業              |
|              | Plastic products | Textiles | Other manufacturing | Furniture | Wood and wood products | Mining | Consumer goods | Durable consumer goods | Fabricated metals | Electrical machinery | Information and communication electronics equipment |                 | Transport equipment |
| ウェイト         | 224              | 225      | 226                 | 227       | 228                    | 229    | 230            | 231                    | 232               | 233                  | 234   | 235             | Weight              |

| 原指数    |       |      |       |       |       |      |      |      |       |      |      |       |
|--------|-------|------|-------|-------|-------|------|------|------|-------|------|------|-------|
| 12年    | 99.8  | 83.6 | 99.1  | 119.3 | 97.4  | 99.3 | 94.0 | 93.4 | 55.8  | 88.1 | 88.9 | 104.7 |
| 13     | 103.8 | 70.0 | 102.4 | 135.7 | 99.5  | 93.6 | 94.0 | 93.7 | 72.3  | 88.8 | 75.8 | 107.5 |
| 14     | 102.7 | 69.7 | 95.0  | 127.2 | 92.3  | 93.8 | 88.0 | 90.3 | 68.8  | 81.8 | 64.9 | 115.0 |
| 15     | 98.0  | 62.5 | 88.1  | 100.1 | 87.1  | 81.9 | 82.8 | 79.7 | 57.7  | 63.7 | 70.4 | 100.7 |
| 16     | 93.4  | 53.9 | 92.8  | 89.7  | 93.1  | 78.1 | 80.0 | 74.7 | 66.6  | 63.7 | 61.6 | 93.9  |
| 12年度   | 96.0  | 80.9 | 104.7 | 114.7 | 103.9 | 94.4 | 90.0 | 83.6 | 67.1  | 84.7 | 77.0 | 83.3  |
| 13     | 93.1  | 72.4 | 106.3 | 101.0 | 106.8 | 95.3 | 88.6 | 82.8 | 99.9  | 86.6 | 70.7 | 80.0  |
| 14     | 93.8  | 68.9 | 97.5  | 87.7  | 98.4  | 85.5 | 83.3 | 80.0 | 69.2  | 79.6 | 64.0 | 90.5  |
| 15     | 92.4  | 64.2 | 90.6  | 81.5  | 91.4  | 76.2 | 80.8 | 73.7 | 66.7  | 68.4 | 46.1 | 79.8  |
| 16     | 95.1  | 56.8 | 101.3 | 83.1  | 102.9 | 77.3 | 83.0 | 78.4 | 62.3  | 66.2 | 71.5 | 98.6  |
| 16年 1月 | 98.4  | 64.1 | 87.7  | 91.8  | 87.3  | 80.8 | 87.5 | 86.9 | 55.6  | 78.4 | 72.2 | 110.4 |
| 2      | 95.7  | 66.2 | 89.0  | 84.8  | 89.4  | 79.2 | 89.5 | 89.2 | 61.6  | 80.8 | 81.7 | 109.8 |
| 3      | 92.4  | 64.2 | 90.6  | 81.5  | 91.4  | 76.2 | 80.8 | 73.7 | 66.7  | 68.4 | 46.1 | 79.8  |
| 4      | 93.3  | 61.1 | 91.9  | 78.2  | 93.1  | 79.8 | 88.5 | 88.1 | 76.8  | 83.5 | 76.2 | 104.6 |
| 5      | 95.5  | 66.7 | 93.3  | 90.1  | 93.6  | 79.3 | 88.7 | 89.5 | 89.6  | 88.1 | 93.8 | 96.5  |
| 6      | 97.5  | 72.1 | 92.9  | 93.2  | 92.9  | 80.4 | 90.2 | 94.4 | 106.9 | 82.1 | 87.3 | 112.3 |
| 7      | 98.7  | 78.6 | 94.4  | 95.0  | 94.3  | 81.0 | 88.3 | 90.2 | 113.7 | 67.8 | 92.2 | 108.2 |
| 8      | 94.9  | 79.6 | 95.2  | 101.1 | 94.7  | 79.2 | 87.9 | 90.9 | 121.3 | 64.4 | 93.1 | 110.7 |
| 9      | 91.7  | 82.1 | 95.1  | 104.4 | 94.3  | 78.8 | 87.7 | 89.1 | 114.1 | 61.3 | 78.1 | 114.1 |
| 10     | 93.1  | 68.3 | 94.1  | 104.5 | 93.2  | 78.3 | 90.5 | 93.5 | 102.2 | 66.0 | 77.5 | 125.6 |
| 11     | 93.1  | 63.1 | 92.2  | 100.5 | 91.5  | 77.5 | 93.0 | 93.8 | 85.9  | 69.4 | 81.0 | 127.1 |
| 12     | 93.4  | 53.9 | 92.8  | 89.7  | 93.1  | 78.1 | 80.0 | 74.7 | 66.6  | 63.7 | 61.6 | 93.9  |
| 17年 1月 | 93.7  | 55.5 | 94.4  | 83.9  | 95.3  | 78.7 | 89.1 | 89.9 | 60.9  | 72.2 | 82.9 | 120.4 |
| 2      | 98.4  | 57.5 | 98.0  | 83.3  | 99.2  | 77.8 | 93.6 | 95.2 | 68.0  | 79.5 | 85.3 | 125.6 |
| 3      | 95.1  | 56.8 | 101.3 | 83.1  | 102.9 | 77.3 | 83.0 | 78.4 | 62.3  | 66.2 | 71.5 | 98.6  |

| 季節調整済指数 |       |       |       |       |       |       |       |       |       |       |       |       |
|---------|-------|-------|-------|-------|-------|-------|-------|-------|-------|-------|-------|-------|
| 12年 1期  | 101.4 | 103.3 | 99.5  | 92.6  | 100.1 | 99.8  | 102.5 | 107.0 | 102.9 | 105.8 | 97.7  | 113.0 |
| 2       | 100.0 | 101.8 | 100.0 | 105.7 | 99.5  | 100.7 | 100.6 | 101.0 | 99.7  | 103.3 | 99.1  | 101.3 |
| 3       | 100.3 | 98.6  | 98.6  | 95.2  | 98.7  | 100.6 | 98.5  | 97.7  | 98.6  | 94.7  | 109.1 | 94.5  |
| 4       | 97.3  | 99.6  | 101.7 | 108.2 | 100.6 | 99.3  | 98.1  | 96.2  | 90.7  | 92.5  | 103.8 | 96.5  |
| 13年 1期  | 100.7 | 89.1  | 103.3 | 117.6 | 102.2 | 96.7  | 96.7  | 93.9  | 89.4  | 88.3  | 87.0  | 97.6  |
| 2       | 102.3 | 88.2  | 109.0 | 127.4 | 107.3 | 95.7  | 101.1 | 104.8 | 97.6  | 95.2  | 106.4 | 106.4 |
| 3       | 102.2 | 88.0  | 108.8 | 126.4 | 107.2 | 95.1  | 99.9  | 101.6 | 109.2 | 96.8  | 92.5  | 107.7 |
| 4       | 101.1 | 83.2  | 105.0 | 123.2 | 102.6 | 93.7  | 98.2  | 96.9  | 117.9 | 94.0  | 87.7  | 99.9  |
| 14年 1期  | 97.7  | 79.9  | 104.9 | 104.2 | 105.1 | 97.5  | 95.4  | 93.3  | 133.2 | 90.7  | 80.0  | 94.0  |
| 2       | 97.5  | 79.1  | 97.4  | 101.7 | 96.8  | 96.0  | 92.0  | 89.8  | 115.1 | 91.4  | 66.5  | 94.1  |
| 3       | 99.5  | 79.2  | 97.5  | 120.4 | 95.5  | 95.8  | 91.3  | 89.3  | 106.7 | 88.5  | 64.8  | 99.6  |
| 4       | 99.9  | 82.8  | 97.4  | 115.5 | 95.2  | 94.0  | 92.0  | 93.6  | 112.3 | 86.8  | 74.6  | 107.3 |
| 15年 1期  | 98.7  | 77.3  | 96.2  | 93.1  | 96.3  | 87.4  | 90.4  | 91.4  | 91.6  | 84.5  | 71.8  | 108.4 |
| 2       | 95.9  | 78.2  | 95.0  | 94.5  | 94.3  | 82.3  | 86.4  | 85.5  | 85.0  | 78.3  | 68.8  | 102.5 |
| 3       | 95.1  | 76.5  | 90.7  | 95.6  | 90.2  | 82.6  | 90.5  | 88.4  | 87.5  | 76.5  | 69.0  | 112.4 |
| 4       | 95.1  | 73.3  | 89.8  | 87.8  | 89.9  | 81.1  | 86.6  | 82.8  | 94.6  | 71.6  | 77.9  | 95.0  |
| 16年 1期  | 97.0  | 72.2  | 89.4  | 90.6  | 89.3  | 77.9  | 88.0  | 84.9  | 87.1  | 72.9  | 84.7  | 99.0  |
| 2       | 97.1  | 67.8  | 91.7  | 101.0 | 90.9  | 81.0  | 88.2  | 91.1  | 87.6  | 72.9  | 84.7  | 116.3 |
| 3       | 91.9  | 71.5  | 94.7  | 95.1  | 94.6  | 77.9  | 91.9  | 98.2  | 89.4  | 74.1  | 85.0  | 133.7 |
| 4       | 90.7  | 63.4  | 94.9  | 80.1  | 96.3  | 76.9  | 84.3  | 78.4  | 104.6 | 69.4  | 68.7  | 91.6  |
| 17年 1期  | 99.8  | 63.9  | 100.0 | 92.4  | 100.5 | 79.0  | 90.4  | 90.3  | 81.3  | 70.5  | 77.9  | 122.3 |
| 16年 1月  | 96.6  | 72.4  | 89.6  | 88.8  | 89.8  | 80.6  | 86.5  | 82.1  | 87.7  | 73.4  | 73.1  | 90.6  |
| 2       | 95.2  | 73.4  | 89.1  | 90.2  | 89.3  | 80.5  | 86.6  | 82.8  | 86.4  | 71.6  | 78.2  | 96.8  |
| 3       | 97.0  | 72.2  | 89.4  | 90.6  | 89.3  | 77.9  | 88.0  | 84.9  | 87.1  | 72.9  | 84.7  | 99.0  |
| 4       | 96.7  | 66.8  | 90.5  | 97.3  | 90.1  | 81.1  | 92.7  | 96.9  | 87.4  | 78.9  | 80.4  | 130.8 |
| 5       | 97.9  | 68.6  | 92.4  | 101.3 | 91.2  | 79.3  | 88.1  | 88.4  | 85.4  | 74.8  | 87.6  | 105.7 |
| 6       | 97.1  | 67.8  | 91.7  | 101.0 | 90.9  | 81.0  | 88.2  | 91.1  | 87.6  | 72.9  | 84.7  | 116.3 |
| 7       | 96.2  | 67.2  | 93.1  | 95.7  | 92.8  | 81.1  | 84.6  | 84.9  | 84.4  | 67.8  | 84.9  | 104.1 |
| 8       | 94.9  | 67.2  | 94.3  | 98.5  | 94.0  | 78.6  | 86.6  | 88.4  | 86.3  | 72.0  | 87.6  | 110.0 |
| 9       | 91.9  | 71.5  | 94.7  | 95.1  | 94.6  | 77.9  | 91.9  | 98.2  | 89.4  | 74.1  | 85.0  | 133.7 |
| 10      | 91.9  | 64.6  | 95.2  | 92.6  | 95.6  | 77.2  | 87.4  | 89.5  | 88.8  | 72.5  | 75.5  | 112.8 |
| 11      | 91.9  | 65.5  | 94.5  | 87.7  | 95.4  | 76.6  | 88.2  | 90.0  | 92.9  | 73.0  | 80.2  | 112.9 |
| 12      | 90.7  | 63.4  | 94.9  | 80.1  | 96.3  | 76.9  | 84.3  | 78.4  | 104.6 | 69.4  | 68.7  | 91.6  |
| 17年 1月  | 92.0  | 62.7  | 96.4  | 81.1  | 98.1  | 78.5  | 88.1  | 85.0  | 96.1  | 67.6  | 84.0  | 98.8  |
| 2       | 97.9  | 63.8  | 98.1  | 88.6  | 99.1  | 79.1  | 90.6  | 88.4  | 95.4  | 70.4  | 81.7  | 110.8 |
| 3       | 99.8  | 63.9  | 100.0 | 92.4  | 100.5 | 79.0  | 90.4  | 90.3  | 81.3  | 70.5  | 77.9  | 122.3 |

5. 業種別及び特殊分類別指数 5. Indices by Industry and by Use of Goods  
(4)-1 生産者製品在庫指数(末) (4)-1 Indices of Producer's Inventory of Finished Goods (End)

| 分類コード<br>時系列 | 業種別                   |          |                     |           |                |                            |                      |                              |                                   |           |                             | Industries Code |                  |
|--------------|-----------------------|----------|---------------------|-----------|----------------|----------------------------|----------------------|------------------------------|-----------------------------------|-----------|-----------------------------|-----------------|------------------|
|              | 精密機械工業                | 繊維工業     | その他工業               | 家具工業      | その他工業          | 非耐久消費財                     | 電気機械工業               | 電子部品・デバイス工業                  | 窯業・土石製品工業                         | 化学工業      | 石油・石炭製品工業                   |                 | プラスチック製品工業       |
|              | Precision instruments | Textiles | Other manufacturing | Furniture | Other products | Non-durable consumer goods | Electrical machinery | Electronic parts and devices | Ceramics, stone and clay products | Chemicals | Petroleum and coal products |                 | Plastic products |
| ウェイト         | 236                   | 237      | 238                 | 239       | 240            | 241                        | 242                  | 243                          | 244                               | 245       | 246                         | 247             | Weight           |

| 原指数    |      |      |       |       |       |      |      |     |       |       |       |      |           |
|--------|------|------|-------|-------|-------|------|------|-----|-------|-------|-------|------|-----------|
| 12年    | 91.2 | 93.0 | 100.8 | 103.1 | 95.6  | 94.5 | 86.9 | 0.0 | 102.6 | 94.4  | 91.1  | 97.1 | C.Y. 2000 |
| 13     | 92.5 | 73.8 | 98.8  | 94.1  | 109.4 | 94.2 | 80.8 | 0.0 | 99.2  | 102.5 | 88.6  | 81.9 | 2001      |
| 14     | 70.2 | 59.5 | 75.1  | 63.1  | 102.3 | 86.0 | 66.4 | 0.0 | 95.8  | 96.0  | 88.3  | 79.7 | 2002      |
| 15     | 61.4 | 61.1 | 67.3  | 48.8  | 109.5 | 85.7 | 64.1 | 0.0 | 94.4  | 97.6  | 93.9  | 80.0 | 2003      |
| 16     | 52.5 | 62.6 | 58.3  | 43.0  | 93.4  | 84.8 | 61.4 | 0.0 | 90.4  | 83.9  | 97.3  | 78.5 | 2004      |
| 12年度   | 89.6 | 87.9 | 105.3 | 100.8 | 115.6 | 96.0 | 85.4 | 0.0 | 104.1 | 98.4  | 95.8  | 87.6 | F.Y. 2000 |
| 13     | 84.8 | 68.3 | 89.6  | 76.2  | 120.2 | 93.9 | 66.0 | 0.0 | 97.3  | 102.1 | 106.4 | 84.0 | 2001      |
| 14     | 71.2 | 58.4 | 75.1  | 56.7  | 116.9 | 86.4 | 62.9 | 0.0 | 95.2  | 95.4  | 85.6  | 87.9 | 2002      |
| 15     | 56.6 | 64.3 | 77.7  | 46.1  | 124.9 | 87.4 | 60.3 | 0.0 | 92.0  | 105.5 | 81.1  | 85.4 | 2003      |
| 16     | 50.1 | 58.8 | 61.8  | 41.1  | 108.8 | 87.3 | 57.1 | 0.0 | 90.1  | 92.2  | 83.8  | 83.1 | 2004      |
| 16年 1月 | 63.3 | 61.4 | 70.0  | 49.3  | 117.1 | 88.1 | 69.4 | 0.0 | 94.6  | 105.5 | 93.0  | 81.8 | Jan. 2004 |
| 2      | 59.9 | 62.8 | 72.2  | 48.4  | 126.3 | 89.9 | 66.0 | 0.0 | 93.9  | 111.5 | 88.3  | 86.3 | Feb.      |
| 3      | 56.6 | 64.3 | 77.1  | 46.1  | 124.9 | 87.4 | 60.3 | 0.0 | 92.0  | 105.5 | 81.1  | 85.4 | Mar.      |
| 4      | 57.4 | 65.6 | 69.1  | 44.4  | 125.7 | 88.9 | 66.9 | 0.0 | 92.5  | 102.3 | 85.5  | 82.1 | Apr.      |
| 5      | 57.3 | 64.7 | 69.5  | 45.6  | 123.9 | 88.1 | 71.4 | 0.0 | 92.4  | 103.5 | 79.4  | 84.9 | May.      |
| 6      | 58.6 | 65.4 | 67.8  | 46.4  | 116.4 | 86.2 | 72.6 | 0.0 | 92.0  | 91.0  | 79.0  | 84.8 | Jun.      |
| 7      | 59.3 | 63.9 | 68.3  | 46.4  | 118.1 | 86.6 | 73.4 | 0.0 | 91.3  | 90.1  | 82.4  | 82.8 | Jul.      |
| 8      | 60.3 | 66.8 | 67.1  | 46.5  | 114.2 | 85.1 | 70.4 | 0.0 | 91.1  | 89.8  | 89.0  | 81.8 | Aug.      |
| 9      | 54.9 | 69.6 | 70.7  | 45.6  | 128.0 | 86.5 | 70.8 | 0.0 | 90.7  | 86.8  | 95.2  | 81.6 | Sep.      |
| 10     | 53.0 | 69.0 | 67.0  | 45.7  | 115.6 | 87.8 | 73.9 | 0.0 | 90.8  | 91.4  | 97.2  | 80.5 | Oct.      |
| 11     | 52.4 | 65.2 | 63.4  | 44.1  | 107.5 | 82.2 | 76.0 | 0.0 | 90.9  | 94.0  | 107.9 | 81.2 | Nov.      |
| 12     | 52.5 | 62.6 | 58.3  | 43.0  | 93.4  | 84.8 | 61.4 | 0.0 | 90.4  | 83.9  | 97.3  | 78.5 | Dec.      |
| 17年 1月 | 51.3 | 63.3 | 59.8  | 43.4  | 97.2  | 88.4 | 64.2 | 0.0 | 90.4  | 89.8  | 97.7  | 79.9 | Jan. 2005 |
| 2      | 51.6 | 61.1 | 65.8  | 43.9  | 115.7 | 92.1 | 63.1 | 0.0 | 91.0  | 95.8  | 97.8  | 82.1 | Feb.      |
| 3      | 50.1 | 58.8 | 61.8  | 41.1  | 108.8 | 87.3 | 57.1 | 0.0 | 90.1  | 92.2  | 83.8  | 83.1 | Mar.      |

| 季節調整済指数 |       |       |      |      |      |      |       |     |      |      |       |       |         |
|---------|-------|-------|------|------|------|------|-------|-----|------|------|-------|-------|---------|
| 12年 1期  | 107.0 | 116.4 | 95.2 | 97.8 | 88.7 | 98.3 | 98.9  | 0.0 | 98.8 | 99.4 | 97.4  | 101.6 | Q1 2000 |
| 2       | 100.3 | 93.8  | 98.2 | 99.8 | 91.6 | 99.9 | 102.2 | 0.0 | 99.9 | 99.5 | 101.5 | 98.4  | Q2      |
|         |       |       |      |      |      |      |       |     |      |      |       |       |         |

5. 業種別及び特殊分類別指数 5. Indices by Industry and by Use of Goods  
 (4)-1 生産者製品在庫指数(末) (4)-1 Indices of Producer's Inventory of Finished Goods (End)

| 分類コード | 生産財          |       |           |       |        |         |        |         |       |       |        |       |
|-------|--------------|-------|-----------|-------|--------|---------|--------|---------|-------|-------|--------|-------|
|       | パルプ・紙・紙加工品工業 | 繊維工業  | 食料品・たばこ工業 | その他工業 | 皮革製品工業 | その他製品工業 | 生産者製品  | 鉱工業用生産財 | 鉄鋼業   | 非鉄金属  | 金属製品工業 | 一般機械業 |
| 時系列   | 248          | 249   | 250       | 251   | 252    | 253     | 254    | 255     | 256   | 257   | 258    | 259   |
| ウェイト  | 26.5         | 213.7 | 445.9     | 77.0  | 38.5   | 38.5    | 4994.6 | 4806.7  | 777.4 | 223.7 | 216.4  | 338.3 |

| 原指数    |      |       |      |      |      |       |       |       |       |       |       |       |
|--------|------|-------|------|------|------|-------|-------|-------|-------|-------|-------|-------|
| 12年    | 93.4 | 101.4 | 92.4 | 97.0 | 93.0 | 100.9 | 102.0 | 102.1 | 102.2 | 102.9 | 96.6  | 103.6 |
| 13     | 63.3 | 98.0  | 91.8 | 93.8 | 89.6 | 98.0  | 102.0 | 101.8 | 100.5 | 99.6  | 93.2  | 110.4 |
| 14     | 58.0 | 87.2  | 78.9 | 85.0 | 71.8 | 98.1  | 94.0  | 93.7  | 92.1  | 92.5  | 87.1  | 94.8  |
| 15     | 56.3 | 84.1  | 76.5 | 82.0 | 54.7 | 109.2 | 94.4  | 93.9  | 97.9  | 94.0  | 86.4  | 91.4  |
| 16     | 59.6 | 81.9  | 86.4 | 74.7 | 53.3 | 96.1  | 95.0  | 94.6  | 92.7  | 94.5  | 83.8  | 97.0  |
| 12年度   | 97.8 | 95.0  | 96.2 | 90.8 | 80.3 | 101.4 | 104.5 | 104.6 | 97.6  | 103.4 | 105.2 | 98.0  |
| 13     | 77.1 | 87.5  | 88.7 | 90.5 | 71.2 | 109.7 | 95.8  | 95.6  | 91.9  | 95.0  | 97.6  | 96.4  |
| 14     | 60.2 | 78.9  | 85.9 | 84.0 | 62.2 | 105.8 | 91.6  | 91.3  | 85.9  | 92.0  | 90.6  | 89.7  |
| 15     | 60.5 | 76.5  | 84.7 | 84.8 | 46.9 | 122.8 | 91.9  | 91.7  | 88.4  | 92.0  | 87.3  | 87.3  |
| 16     | 67.3 | 75.3  | 96.8 | 75.0 | 45.8 | 104.1 | 93.9  | 93.8  | 87.8  | 93.2  | 86.8  | 92.4  |
| 16年 1月 | 63.0 | 83.9  | 76.2 | 86.0 | 54.0 | 117.9 | 96.6  | 96.3  | 100.3 | 91.1  | 88.5  | 93.0  |
| 2      | 65.7 | 81.0  | 80.5 | 88.6 | 51.9 | 125.2 | 97.2  | 97.0  | 98.1  | 93.2  | 88.3  | 91.2  |
| 3      | 60.5 | 76.5  | 84.7 | 84.8 | 46.9 | 122.8 | 91.9  | 91.7  | 88.4  | 92.0  | 87.3  | 87.3  |
| 4      | 60.5 | 74.0  | 91.0 | 83.9 | 46.3 | 121.5 | 92.7  | 92.4  | 91.4  | 91.1  | 86.1  | 87.5  |
| 5      | 64.8 | 71.6  | 90.6 | 83.5 | 46.3 | 120.7 | 95.0  | 94.7  | 93.4  | 92.9  | 86.4  | 87.7  |
| 6      | 65.6 | 71.3  | 95.3 | 82.1 | 49.6 | 114.5 | 94.9  | 94.6  | 92.0  | 89.9  | 87.2  | 90.1  |
| 7      | 65.7 | 73.7  | 94.1 | 87.2 | 54.8 | 119.5 | 94.6  | 94.2  | 88.6  | 91.8  | 85.9  | 91.1  |
| 8      | 68.8 | 76.0  | 85.7 | 84.9 | 52.2 | 117.5 | 96.8  | 96.5  | 90.1  | 85.8  | 88.8  | 88.8  |
| 9      | 71.6 | 76.9  | 88.3 | 89.8 | 51.2 | 128.4 | 92.7  | 92.3  | 92.1  | 89.3  | 86.7  | 89.8  |
| 10     | 75.1 | 78.1  | 87.9 | 83.4 | 50.8 | 116.0 | 94.7  | 94.3  | 96.0  | 91.9  | 87.7  | 92.9  |
| 11     | 73.4 | 80.0  | 94.5 | 81.5 | 52.3 | 110.7 | 95.4  | 94.9  | 91.1  | 92.2  | 87.0  | 98.8  |
| 12     | 59.6 | 81.9  | 86.4 | 74.7 | 53.3 | 96.1  | 95.0  | 94.6  | 92.7  | 94.5  | 83.8  | 97.0  |
| 17年 1月 | 69.7 | 82.4  | 91.7 | 76.5 | 55.6 | 97.5  | 99.0  | 98.9  | 97.0  | 95.6  | 85.4  | 101.3 |
| 2      | 71.7 | 80.4  | 98.5 | 81.9 | 51.4 | 112.4 | 99.1  | 99.0  | 95.0  | 97.6  | 88.2  | 100.2 |
| 3      | 67.3 | 75.3  | 96.8 | 75.0 | 45.8 | 104.1 | 93.9  | 93.8  | 87.8  | 93.2  | 86.8  | 92.4  |

| 季節調整済指数 |       |       |       |       |       |       |       |       |       |       |       |       |
|---------|-------|-------|-------|-------|-------|-------|-------|-------|-------|-------|-------|-------|
| 12年 1期  | 92.7  | 102.1 | 96.8  | 95.2  | 105.6 | 85.9  | 98.6  | 98.7  | 97.3  | 100.8 | 99.7  | 99.4  |
| 2       | 99.3  | 100.7 | 101.4 | 97.5  | 101.3 | 93.5  | 99.1  | 99.2  | 100.6 | 99.1  | 100.0 | 98.4  |
| 3       | 106.5 | 99.4  | 98.4  | 104.3 | 95.7  | 113.9 | 100.2 | 100.2 | 101.6 | 98.1  | 100.6 | 102.6 |
| 4       | 112.5 | 96.5  | 100.0 | 101.2 | 91.3  | 112.2 | 103.0 | 103.1 | 103.8 | 101.1 | 101.1 | 98.7  |
| 13年 1期  | 100.2 | 96.0  | 99.9  | 97.6  | 89.6  | 105.2 | 106.7 | 106.7 | 102.7 | 104.3 | 101.6 | 101.4 |
| 2       | 95.2  | 96.2  | 98.5  | 98.4  | 89.6  | 107.3 | 108.7 | 108.7 | 107.0 | 101.3 | 100.4 | 106.3 |
| 3       | 79.8  | 94.8  | 94.8  | 99.4  | 91.4  | 108.6 | 106.0 | 106.0 | 107.8 | 99.9  | 102.8 | 102.4 |
| 4       | 75.6  | 93.0  | 98.6  | 98.1  | 87.7  | 109.7 | 103.1 | 102.8 | 102.2 | 97.6  | 97.4  | 105.0 |
| 14年 1期  | 78.7  | 88.6  | 92.6  | 97.7  | 79.6  | 114.6 | 97.8  | 97.5  | 96.8  | 95.7  | 94.3  | 99.8  |
| 2       | 72.5  | 84.4  | 91.5  | 97.0  | 75.4  | 119.2 | 94.9  | 94.4  | 96.8  | 94.1  | 90.1  | 95.0  |
| 3       | 64.0  | 82.0  | 92.3  | 94.7  | 70.1  | 119.6 | 95.8  | 95.5  | 90.7  | 95.9  | 89.5  | 91.8  |
| 4       | 68.9  | 82.6  | 84.3  | 89.0  | 70.2  | 110.2 | 95.0  | 94.6  | 93.8  | 90.6  | 91.0  | 90.0  |
| 15年 1期  | 61.8  | 79.9  | 89.3  | 90.8  | 69.4  | 112.3 | 93.8  | 93.3  | 90.9  | 92.1  | 87.2  | 92.5  |
| 2       | 68.7  | 79.3  | 78.4  | 86.0  | 57.3  | 115.5 | 95.5  | 94.9  | 93.9  | 91.3  | 91.9  | 91.0  |
| 3       | 68.8  | 78.5  | 91.4  | 83.3  | 51.4  | 113.9 | 95.5  | 95.1  | 96.9  | 94.3  | 88.3  | 88.3  |
| 4       | 67.8  | 79.5  | 83.9  | 86.4  | 53.2  | 122.4 | 95.1  | 94.5  | 99.1  | 92.2  | 89.5  | 88.0  |
| 16年 1期  | 63.1  | 77.6  | 88.0  | 89.6  | 50.5  | 127.8 | 94.5  | 94.2  | 94.8  | 92.0  | 84.8  | 89.8  |
| 2       | 62.3  | 76.1  | 89.3  | 83.7  | 50.6  | 117.4 | 94.1  | 93.8  | 90.2  | 87.9  | 86.5  | 92.1  |
| 3       | 70.5  | 76.8  | 86.8  | 84.5  | 51.3  | 117.0 | 94.5  | 94.3  | 94.9  | 91.2  | 88.3  | 93.3  |
| 4       | 71.4  | 76.6  | 95.0  | 79.2  | 51.7  | 108.4 | 95.5  | 95.1  | 92.5  | 92.7  | 87.6  | 93.9  |
| 17年 1期  | 70.2  | 76.4  | 100.5 | 79.2  | 49.3  | 108.3 | 96.6  | 96.4  | 94.2  | 93.2  | 84.3  | 95.0  |
| 16年 1月  | 64.6  | 79.3  | 84.0  | 85.2  | 50.5  | 121.1 | 94.8  | 94.3  | 96.7  | 91.3  | 88.6  | 88.2  |
| 2       | 64.8  | 78.0  | 86.5  | 86.5  | 50.2  | 121.2 | 95.4  | 94.9  | 97.6  | 92.2  | 86.7  | 87.5  |
| 3       | 63.1  | 77.6  | 88.0  | 89.6  | 50.5  | 127.8 | 94.5  | 94.2  | 94.8  | 92.0  | 84.8  | 89.8  |
| 4       | 62.1  | 77.6  | 87.9  | 88.8  | 50.1  | 126.0 | 94.0  | 94.0  | 92.8  | 91.2  | 84.3  | 91.0  |
| 5       | 62.8  | 76.7  | 89.3  | 86.4  | 49.6  | 121.6 | 94.4  | 94.1  | 92.2  | 91.8  | 84.8  | 90.9  |
| 6       | 62.3  | 76.1  | 89.3  | 83.7  | 50.6  | 117.4 | 94.1  | 93.8  | 90.2  | 87.9  | 86.5  | 92.1  |
| 7       | 61.0  | 75.9  | 86.3  | 83.9  | 50.8  | 118.2 | 93.8  | 93.5  | 88.4  | 91.2  | 84.9  | 91.3  |
| 8       | 67.9  | 76.1  | 86.5  | 81.6  | 50.8  | 112.7 | 95.6  | 95.3  | 93.6  | 91.7  | 87.3  | 91.2  |
| 9       | 70.5  | 76.8  | 86.8  | 84.5  | 51.3  | 117.0 | 94.5  | 94.3  | 94.9  | 91.2  | 88.3  | 93.3  |
| 10      | 72.9  | 77.0  | 86.7  | 81.0  | 51.7  | 110.1 | 95.1  | 94.8  | 96.3  | 93.7  | 88.8  | 92.4  |
| 11      | 71.7  | 76.9  | 89.4  | 80.6  | 51.8  | 109.6 | 95.4  | 95.0  | 90.9  | 93.1  | 88.4  | 93.8  |
| 12      | 71.4  | 76.6  | 95.0  | 79.2  | 51.7  | 108.4 | 95.5  | 95.1  | 92.5  | 92.7  | 87.6  | 93.9  |
| 17年 2月  | 70.7  | 77.4  | 105.9 | 79.9  | 49.7  | 108.8 | 97.2  | 96.9  | 94.5  | 95.8  | 85.5  | 96.0  |
| 3       | 70.2  | 76.4  | 100.5 | 79.2  | 49.3  | 108.3 | 96.6  | 96.4  | 94.2  | 93.2  | 84.3  | 95.0  |

5. 業種別及び特殊分類別指数 5. Indices by Industry and by Use of Goods  
 (4)-1 生産者製品在庫指数(末) (4)-1 Indices of Producer's Inventory of Finished Goods (End)

| 分類コード | 生産財    |          |             |        |        |           |        |           |            |              |       | Industries Code |
|-------|--------|----------|-------------|--------|--------|-----------|--------|-----------|------------|--------------|-------|-----------------|
|       | 電気機械工業 | 情報通信機械工業 | 電子部品・デバイス工業 | 輸送機械工業 | 精密機械工業 | 窯業・土石製品工業 | 化学工業   | 石油・石炭製品工業 | プラスチック製品工業 | パルプ・紙・紙加工品工業 | 繊維工業  |                 |
| 時系列   | 260    | 261      | 262         | 263    | 264    | 265       | 266    | 267       | 268        | 269          | 270   | 271             |
| ウェイト  | 175.8  | 28.2     | 502.4       | 16.2   | 5.7    | 188.2     | 1021.0 | 167.8     | 328.8      | 278.4        | 295.3 | 98.9            |

| Original Index |       |      |       |       |       |       |       |       |       |       |      |       |
|----------------|-------|------|-------|-------|-------|-------|-------|-------|-------|-------|------|-------|
| 12年            | 100.8 | 96.1 | 118.6 | 97.0  | 95.3  | 99.5  | 99.6  | 102.5 | 98.4  | 100.6 | 97.8 | 96.0  |
| 13             | 89.4  | 83.5 | 104.1 | 130.2 | 126.7 | 114.0 | 104.9 | 92.3  | 103.0 | 100.3 | 94.4 | 98.8  |
| 14             | 74.7  | 91.2 | 100.6 | 106.1 | 131.8 | 89.6  | 96.4  | 91.5  | 99.4  | 98.4  | 83.1 | 96.6  |
| 15             | 99.2  | 78.8 | 91.9  | 92.9  | 79.3  | 90.1  | 95.6  | 100.1 | 97.5  | 102.2 | 75.5 | 101.3 |
| 16             | 98.7  | 81.4 | 119.8 | 86.3  | 56.1  | 77.8  | 93.6  | 97.8  | 93.0  | 103.0 | 68.8 | 104.2 |
| 12年度           | 97.9  | 88.8 | 138.3 | 104.2 | 166.0 | 107.2 | 102.9 | 97.1  | 100.5 | 103.5 | 94.5 | 98.3  |
| 13             | 77.9  | 83.0 | 86.5  | 117.2 | 208.5 | 108.8 | 99.7  | 90.3  | 101.9 | 100.7 | 90.5 | 103.2 |
| 14             | 60.2  | 78.9 | 85.9  | 88.8  | 153.9 | 92.8  | 95.7  | 82.8  | 98.2  | 99.0  | 79.6 | 101.5 |
| 15             | 60.5  | 76.5 | 84.7  | 84.8  | 91.5  | 75.5  | 103.1 | 96.7  | 93.8  | 86.2  | 98.3 | 96.6  |
| 16             | 67.3  | 75.3 | 96.8  | 75.0  | 45.8  | 104.1 | 93.9  | 93.8  | 87.8  | 93.2  | 86.8 | 92.4  |
| 16年 1月         | 63.0  | 83.9 | 76.2  | 86.0  | 54.0  | 117.9 | 96.6  | 96.3  | 100.3 | 91.1  | 88.5 | 93.0  |
| 2              | 65.7  | 81.0 | 80.5  | 88.6  | 51.9  | 125.2 | 97.2  | 97.0  | 98.1  | 93.2  | 88.3 | 91.2  |
| 3              | 60.5  | 76.5 | 84.7  | 84.8  | 46.9  | 122.8 | 91.9  | 91.7  | 88.4  | 92.0  | 87.3 | 87.3  |
| 4              | 60.5  | 74.0 | 91.0  | 83.9  | 46.3  | 121.5 | 92.7  | 92.4  | 91.4  | 91.1  | 86.1 | 87.5  |
| 5              | 64.8  | 71.6 | 90.6  | 83.5  | 46.3  | 120.7 | 95.0  | 94.7  | 93.4  | 92.9  | 86.4 | 87.7  |
| 6              | 65.6  | 71.3 | 95.3  | 82.1  | 49.6  | 114.5 | 94.9  | 94.6  | 92.0  | 89.9  | 87.2 | 90.1  |
| 7              | 65.7  | 73.7 | 94.1  | 87.2  | 54.8  | 119.5 | 94.6  | 94.2  | 88.6  | 91.8  | 85.9 | 91.1  |
| 8              | 68.8  | 76.0 | 85.7  | 84.9  | 52.2  | 117.5 | 96.8  | 96.5  | 90.1  | 85.8  | 88.8 | 88.8  |
| 9              | 71.6  | 76.9 | 88.3  | 89.8  | 51.2  | 128.4 | 92.7  | 92.3  | 92.1  | 89.3  | 86.7 | 89.8  |
| 10             | 75.1  | 78.1 | 87.9  | 83.4  | 50.8  | 116.0 | 94.7  | 94.3  | 96.0  | 91.9  | 87.7 | 92.9  |
| 11             | 73.4  | 80.0 | 94.5  | 81.5  | 52.3  | 110.7 | 95.4  | 94.9  | 91.1  | 92.2  | 87.0 | 98.8  |
| 12             | 59.6  | 81.9 | 86.4  | 74.7  | 53.3  | 96.1  | 95.0  | 94.6  | 92.7  | 94.5  | 83.8 | 97.0  |
| 17年 1月         | 69.7  | 82.4 | 91.7  | 76.5  | 55.6  | 97.5  | 99.0  | 98.9  | 97.0  | 95.6  | 85.4 | 101.3 |
| 2              | 71.7  | 80.4 | 98.5  | 81.9  | 51.4  | 112.4 | 99.1  | 99.0  | 95.0  | 97.6  | 88.2 | 100.2 |
| 3              | 67.3  | 75.3 | 96.8  | 75.0  | 45.8  | 104.1 | 93.9  | 93.8  | 87.8  | 93.2  | 86.8 | 92.4  |

| Seasonal Adjustment Index |       |       |       |       |       |       |       |       |       |      |       |       |
|---------------------------|-------|-------|-------|-------|-------|-------|-------|-------|-------|------|-------|-------|
| 12年 1期                    | 101.8 | 107.7 | 94.5  | 93.8  | 105.2 | 100.9 | 99.9  | 91.6  | 100.5 | 99.3 | 100.1 | 99.1  |
| 2                         | 100.5 | 95.3  | 94.5  | 103.3 | 100.6 | 98.8  | 100.1 | 100.9 | 99.6  | 97.8 | 100.3 | 103.0 |
| 3                         | 99.5  | 96.7  | 101.3 | 115.4 | 84.8  | 97.4  | 100.2 | 93.4  | 99.0  | 99.8 | 99.5  | 95.6  |
| 4                         | 102.9 | 97.7  | 120.4 | 99.2  | 112.1 | 101.8 | 100.2 | 102.9 | 99.8  | 10   |       |       |

5. 業種別及び特殊分類別指数 5. Indices by Industry and by Use of Goods  
 (4)-1 生産者製品在庫指数(末) (4)-1 Indices of Producer's Inventory of Finished Goods (End)

| 分類コード | 業種別                 |                 |                  |                        |        |            |                   |                      |                       |                                   |           |                             |
|-------|---------------------|-----------------|------------------|------------------------|--------|------------|-------------------|----------------------|-----------------------|-----------------------------------|-----------|-----------------------------|
|       | その他工業               | ゴム製品工業          | 皮革製品工業           | 木材・木製品工業               | 鉱業     | その他用財生産    | 金属製品工業            | 電気機械工業               | 精密機械工業                | 窯業・土石製品工業                         | 化学工業      | 石油・石炭製品工業                   |
| 時系列   | Other manufacturing | Rubber products | Leather products | Wood and wood products | Mining | For others | Fabricated metals | Electrical machinery | Precision instruments | Ceramics, stone and clay products | Chemicals | Petroleum and coal products |
| ウェイト  | 272                 | 273             | 274              | 275                    | 276    | 277        | 278               | 279                  | 280                   | 281                               | 282       | 283                         |
|       | 138.8               | 77.4            | 11.6             | 49.8                   | 5.4    | 187.9      | 16.9              | 19.9                 | 3.0                   | 19.5                              | 5.5       | 53.9                        |

| 原指数    |       |       |      |       |       |       |       |       |       |       |       |       |
|--------|-------|-------|------|-------|-------|-------|-------|-------|-------|-------|-------|-------|
| 12年    | 96.0  | 97.5  | 95.7 | 93.6  | 98.0  | 99.1  | 102.5 | 80.7  | 104.1 | 98.4  | 105.7 | 105.3 |
| 13     | 101.6 | 107.7 | 97.5 | 93.1  | 90.9  | 106.2 | 106.2 | 96.8  | 116.4 | 98.4  | 216.7 | 104.3 |
| 14     | 94.9  | 103.2 | 93.6 | 82.4  | 105.5 | 102.0 | 100.2 | 91.3  | 98.9  | 95.9  | 206.4 | 97.6  |
| 15     | 89.1  | 101.9 | 80.8 | 71.1  | 91.1  | 106.4 | 101.8 | 86.5  | 97.2  | 87.0  | 201.0 | 117.1 |
| 16     | 88.3  | 97.1  | 84.2 | 75.7  | 83.3  | 104.9 | 103.3 | 91.4  | 91.0  | 89.6  | 272.4 | 106.6 |
| 12年度   | 103.3 | 105.8 | 98.0 | 100.6 | 95.1  | 101.7 | 99.9  | 86.5  | 107.2 | 101.5 | 127.8 | 100.3 |
| 13     | 102.8 | 106.3 | 96.2 | 98.8  | 105.5 | 98.7  | 101.4 | 78.1  | 107.0 | 96.3  | 137.9 | 92.9  |
| 14     | 97.8  | 105.8 | 90.1 | 87.3  | 102.6 | 98.4  | 101.4 | 82.1  | 98.6  | 95.2  | 119.6 | 93.9  |
| 15     | 83.9  | 92.6  | 81.0 | 71.1  | 83.7  | 97.9  | 102.1 | 79.3  | 88.3  | 90.3  | 160.9 | 97.1  |
| 16     | 91.6  | 95.7  | 83.5 | 87.2  | 86.0  | 96.9  | 103.0 | 80.0  | 87.3  | 87.6  | 175.5 | 93.5  |
| 16年 1月 | 86.9  | 99.0  | 80.3 | 69.6  | 90.9  | 104.1 | 102.1 | 88.2  | 92.3  | 90.3  | 166.6 | 111.8 |
| 2      | 89.0  | 102.6 | 81.0 | 69.6  | 85.4  | 103.6 | 102.8 | 87.1  | 92.1  | 91.6  | 183.9 | 103.3 |
| 3      | 83.9  | 92.6  | 81.0 | 71.1  | 83.7  | 97.9  | 102.1 | 79.3  | 88.3  | 90.3  | 160.9 | 97.1  |
| 4      | 85.3  | 93.0  | 83.2 | 73.9  | 90.8  | 100.4 | 100.6 | 85.8  | 86.7  | 94.6  | 150.3 | 104.2 |
| 5      | 85.4  | 94.4  | 80.7 | 72.5  | 86.9  | 102.2 | 98.9  | 93.7  | 93.3  | 94.8  | 186.2 | 101.7 |
| 6      | 85.9  | 95.5  | 80.2 | 72.5  | 94.2  | 101.4 | 100.1 | 101.9 | 84.5  | 92.5  | 204.8 | 96.1  |
| 7      | 87.6  | 97.0  | 79.2 | 75.0  | 88.5  | 104.6 | 100.5 | 108.0 | 82.7  | 90.5  | 194.9 | 106.5 |
| 8      | 85.6  | 93.4  | 81.0 | 74.4  | 86.1  | 105.8 | 100.6 | 112.6 | 83.7  | 89.4  | 153.2 | 115.8 |
| 9      | 85.6  | 92.4  | 83.1 | 75.6  | 79.4  | 103.7 | 100.7 | 120.1 | 78.7  | 86.2  | 185.4 | 103.8 |
| 10     | 86.5  | 94.2  | 80.3 | 76.0  | 86.9  | 104.3 | 104.6 | 124.1 | 86.3  | 89.1  | 228.9 | 97.0  |
| 11     | 86.2  | 95.3  | 82.0 | 72.9  | 84.9  | 106.7 | 104.6 | 116.5 | 89.2  | 89.6  | 259.2 | 104.1 |
| 12     | 88.3  | 97.1  | 84.2 | 75.7  | 83.3  | 104.9 | 103.3 | 91.4  | 91.0  | 89.6  | 272.4 | 106.6 |
| 17年 1月 | 88.8  | 96.6  | 84.7 | 77.8  | 94.5  | 103.0 | 103.8 | 90.8  | 97.1  | 92.7  | 209.3 | 105.0 |
| 2      | 92.2  | 99.1  | 84.6 | 83.3  | 94.0  | 101.9 | 104.3 | 90.0  | 91.9  | 92.2  | 195.0 | 99.6  |
| 3      | 91.6  | 95.7  | 83.5 | 87.2  | 86.0  | 96.9  | 103.0 | 80.0  | 87.3  | 87.6  | 175.5 | 93.5  |

| 季節調整済指数 |       |       |       |       |       |       |       |       |       |       |       |       |
|---------|-------|-------|-------|-------|-------|-------|-------|-------|-------|-------|-------|-------|
| 12年 1期  | 99.4  | 98.2  | 95.5  | 103.4 | 104.7 | 99.0  | 103.6 | 99.0  | 96.6  | 102.9 | 84.7  | 100.6 |
| 2       | 99.7  | 100.8 | 104.7 | 97.4  | 99.0  | 98.1  | 98.9  | 101.4 | 99.0  | 106.4 | 95.8  |       |
| 3       | 98.1  | 100.0 | 98.9  | 94.1  | 97.8  | 101.9 | 101.5 | 100.7 | 111.9 | 99.3  | 150.5 | 100.1 |
| 4       | 99.2  | 99.6  | 95.1  | 97.9  | 98.7  | 101.5 | 100.4 | 103.2 | 101.9 | 98.6  | 99.7  | 104.0 |
| 13年 1期  | 104.0 | 108.4 | 95.6  | 100.7 | 93.4  | 108.0 | 101.3 | 107.2 | 110.2 | 100.6 | 151.8 | 108.1 |
| 2       | 108.1 | 110.0 | 90.9  | 109.5 | 92.6  | 108.8 | 102.4 | 107.1 | 116.5 | 102.3 | 154.7 | 108.4 |
| 3       | 110.2 | 115.1 | 93.1  | 105.8 | 92.6  | 108.4 | 103.6 | 99.9  | 121.2 | 100.0 | 182.5 | 112.1 |
| 4       | 105.2 | 110.0 | 96.9  | 97.4  | 92.0  | 108.6 | 103.9 | 122.8 | 114.1 | 98.7  | 201.0 | 103.2 |
| 14年 1期  | 103.6 | 109.0 | 93.9  | 98.9  | 103.3 | 104.9 | 102.8 | 96.8  | 110.3 | 95.3  | 164.0 | 100.3 |
| 2       | 97.0  | 106.0 | 96.0  | 83.6  | 106.5 | 106.0 | 101.7 | 94.6  | 107.8 | 93.3  | 171.9 | 103.2 |
| 3       | 96.9  | 104.2 | 94.8  | 85.9  | 106.6 | 103.2 | 99.6  | 97.9  | 101.7 | 97.5  | 160.2 | 99.0  |
| 4       | 98.3  | 105.5 | 92.9  | 86.2  | 107.0 | 104.2 | 98.0  | 115.3 | 97.0  | 96.2  | 189.5 | 96.6  |
| 15年 1期  | 98.0  | 107.1 | 88.6  | 86.2  | 101.0 | 105.0 | 102.6 | 104.2 | 100.6 | 94.3  | 149.1 | 102.3 |
| 2       | 95.8  | 106.2 | 86.4  | 82.2  | 99.8  | 111.5 | 104.1 | 101.8 | 94.7  | 91.6  | 173.0 | 124.9 |
| 3       | 92.1  | 104.3 | 82.0  | 74.8  | 90.9  | 108.1 | 103.4 | 97.1  | 95.5  | 87.2  | 238.8 | 114.4 |
| 4       | 91.8  | 104.5 | 80.0  | 73.4  | 90.7  | 108.4 | 100.6 | 99.4  | 96.7  | 86.8  | 180.1 | 117.5 |
| 16年 1期  | 84.1  | 93.6  | 79.6  | 69.9  | 82.4  | 105.0 | 102.8 | 100.7 | 89.7  | 89.3  | 194.6 | 107.6 |
| 2       | 84.0  | 93.1  | 80.5  | 70.9  | 94.5  | 99.0  | 100.6 | 100.5 | 85.5  | 91.0  | 165.7 | 100.4 |
| 3       | 85.4  | 92.5  | 84.9  | 74.6  | 81.7  | 101.7 | 100.8 | 102.6 | 82.9  | 90.4  | 228.2 | 101.6 |
| 4       | 89.7  | 98.2  | 83.4  | 77.6  | 85.2  | 106.4 | 103.4 | 103.6 | 88.9  | 90.0  | 241.1 | 105.7 |
| 17年 1期  | 91.8  | 96.8  | 82.1  | 85.7  | 84.7  | 103.9 | 103.7 | 101.6 | 88.7  | 86.6  | 212.3 | 103.6 |
| 16年 1月  | 89.6  | 101.8 | 79.2  | 73.3  | 87.7  | 107.1 | 101.7 | 101.5 | 88.7  | 89.2  | 168.7 | 112.4 |
| 2       | 90.4  | 104.0 | 81.3  | 70.6  | 85.9  | 107.8 | 101.5 | 102.3 | 92.0  | 89.7  | 187.3 | 109.8 |
| 3       | 84.1  | 93.6  | 79.6  | 69.9  | 82.4  | 105.0 | 102.8 | 100.7 | 89.7  | 89.3  | 194.6 | 107.6 |
| 4       | 83.5  | 91.5  | 80.6  | 71.0  | 88.1  | 102.8 | 102.4 | 101.2 | 88.8  | 92.7  | 162.0 | 105.7 |
| 5       | 83.9  | 92.8  | 79.5  | 71.2  | 86.8  | 100.4 | 100.7 | 101.4 | 92.5  | 91.1  | 163.9 | 98.3  |
| 6       | 84.0  | 93.1  | 80.5  | 70.9  | 94.5  | 99.0  | 100.6 | 100.5 | 85.5  | 91.0  | 165.7 | 100.4 |
| 7       | 85.5  | 94.1  | 80.7  | 73.4  | 87.8  | 101.2 | 100.2 | 95.6  | 83.2  | 91.9  | 184.7 | 104.1 |
| 8       | 85.0  | 93.3  | 81.6  | 74.3  | 87.1  | 101.7 | 99.8  | 99.8  | 83.1  | 91.3  | 177.4 | 106.1 |
| 9       | 85.4  | 92.5  | 84.9  | 74.6  | 81.7  | 101.7 | 100.8 | 102.6 | 82.9  | 90.4  | 228.2 | 101.6 |
| 10      | 87.3  | 95.4  | 82.3  | 76.3  | 86.5  | 102.5 | 103.2 | 100.0 | 85.9  | 91.4  | 239.3 | 94.4  |
| 11      | 88.1  | 96.7  | 82.7  | 76.1  | 87.1  | 104.8 | 104.1 | 100.8 | 87.3  | 90.5  | 236.4 | 102.7 |
| 12      | 89.7  | 98.2  | 83.4  | 77.6  | 85.2  | 106.4 | 103.4 | 103.6 | 88.9  | 90.0  | 241.1 | 105.7 |
| 17年 1月  | 91.5  | 99.3  | 83.5  | 82.0  | 91.2  | 105.9 | 103.4 | 104.5 | 93.3  | 91.6  | 211.9 | 105.5 |
| 2       | 93.7  | 100.4 | 84.9  | 84.5  | 94.6  | 106.1 | 103.0 | 105.7 | 91.8  | 90.3  | 198.6 | 105.8 |
| 3       | 91.8  | 96.8  | 82.1  | 85.7  | 84.7  | 103.9 | 103.7 | 101.6 | 88.7  | 86.6  | 212.3 | 103.6 |

5. 業種別及び特殊分類別指数 5. Indices by Industry and by Use of Goods  
 (4)-1 生産者製品在庫指数(末) (4)-1 Indices of Producer's Inventory of Finished Goods (End)

| 分類コード | 業種別                            |                     |                 |                |        | Industry Code |
|-------|--------------------------------|---------------------|-----------------|----------------|--------|---------------|
|       | パルプ・紙・紙加工品工業                   | その他工業               | ゴム製品工業          | その他製品工業        | 鉱業     |               |
| 時系列   | Pulp, paper and paper products | Other manufacturing | Rubber products | Other products | Mining | Time series   |
| ウェイト  | 284                            | 285                 | 286             | 287            | 288    | Weight        |
|       | 19.5                           | 48.1                | 26.5            | 21.6           | 1.6    |               |

| Original Index |       |       |       |       |           |
|----------------|-------|-------|-------|-------|-----------|
| 101.1          | 99.6  | 93.6  | 106.9 | 23.1  | C.Y. 2000 |
| 111.4          | 96.2  | 104.6 | 86.0  | 223.3 | 2001      |
| 111.9          | 96.7  | 103.8 | 87.9  | 166.1 | 2002      |
| 109.9          | 101.5 | 107.4 | 94.2  | 80.3  | 2003      |
| 108.3          | 96.4  | 103.4 | 87.9  | 82.5  | 2004      |
| 110.3          | 106.0 | 107.7 | 104.0 | 30.8  | F.Y. 2000 |
| 114.5          | 104.9 | 113.3 | 94.6  | 19.8  | 2001      |
| 112.3          | 103.5 | 114.3 | 90.3  | 62.7  | 2002      |
| 107.9          | 98.9  | 99.2  | 98.6  | 57.2  | 2003      |
| 112.6          | 96.2  | 101.4 | 89.7  | 55.0  | 2004      |
| 109.8          | 99.8  | 99.2  | 100.5 | 93.5  | Jan. 2004 |
| 112.0          | 105.3 | 108.0 | 102.0 | 62.7  | Feb.      |
| 107.9          | 98.9  | 99.2  | 98.6  | 57.2  | Mar.      |
| 106.5          | 98.3  | 98.5  | 98.0  | 61.6  | Apr.      |
| 109.4          | 98.5  | 101.4 | 95.0  | 99.0  | May.      |
| 111.5          | 97.1  | 101.4 | 91.8  | 79.2  | Jun.      |
| 105.5          | 99.5  | 104.7 | 93.1  | 80.3  | Jul.      |
| 107.8          | 96.7  | 98.8  | 94.1  | 67.1  | Aug.      |
| 108.1          | 96.7  | 97.8  | 95.4  | 62.7  | Sep.      |
| 106.0          | 97.9  | 102.2 | 92.7  | 61.6  | Oct.      |
| 107.3          | 97.9  | 98.2  | 97.4  | 68.2  | Nov.      |
| 108.3          | 96.4  | 103.4 | 87.9  | 82.5  | Dec.      |
| 111.6          | 95.7  | 100.5 | 89.8  | 64.9  | Jan. 2005 |
| 114.0          | 99.6  | 105.6 | 92.4  | 41.8  | Feb.      |
| 112.6          | 96.2  | 101.4 | 89.7  | 55.0  | Mar.      |

| Seasonal Adjustment Index |       |       |       |       |           |
|---------------------------|-------|-------|-------|-------|-----------|
| 99.4                      | 94.3  | 97.1  | 89.5  | 105.0 | Q1 2000   |
| 96.6                      | 98.6  | 98.3  | 100.3 | 84.6  | Q2        |
| 99.0                      | 104.0 | 101.3 | 106.2 | 153.6 | Q3        |
| 103.8                     | 102.9 | 97.3  | 109.3 | 22.5  | Q4        |
| 113.2                     | 108.3 | 108.4 | 105.9 | 47.5  | Q1 2001   |
| 117.8                     | 106.3 | 111.9 | 100.2 | 45.0  | Q2        |
| 115.7                     | 107.6 | 122.0 | 89.0  | 82.1  | Q3        |
| 115.0                     | 99.7  | 109.2 | 88.3  | 210.9 | Q4        |
| 117.1                     | 107.2 | 114.0 | 96.3  | 31.3  | Q1 2002   |
| 114.3                     | 105.3 | 115.4 | 93.4  | 144.7 | Q2        |
| 114.5                     | 107.6 | 115.6 | 95.9  | 117.0 | Q3        |
| 115.6                     | 100.5 | 108.8 | 90.5  | 153.4 | Q4        |
| 113.4                     | 103.9 | 114.1 | 90.8  | 124.2 | Q1 2003   |
| 111.2                     | 104.3 | 114.0 | 92.0  | 174.8 | Q2        |
| 112.0                     | 106.4 | 110.5 | 101.7 | 83.4  | Q3        |
| 113.1                     | 108.3 | 114.2 | 98.2  | 59.2  | Q4        |
| 109.2                     | 99.7  | 99.6  | 99.1  | 96.5  | Q1 2004   |
| 106.7                     | 94.0  | 95.3  | 93.4  | 60.5  | Q2        |
| 108.5                     | 96.1  | 97.0  | 93.0  | 74.2  | Q3        |
| 110.8                     | 101.5 | 107.8 | 91.3  | 73.9  | Q4        |
| 114.0                     | 97.0  | 101.8 | 90.2  | 92.8  | Q1 2005   |
| 110.7                     | 104.9 | 107.8 | 101.9 | 95.9  | Jan. 2004 |
| 110.9                     | 104.5 | 108.1 | 99.7  | 88.7  | Feb.      |
| 109.2                     | 99.7  | 99.6  | 99.1  | 96.5  | Mar.      |
| 108.1                     | 96.8  | 94.1  | 99.6  | 74.4  | Apr.      |
| 107.8                     | 96.5  | 97.6  | 95.2  | 71.2  | May.      |
| 106.7                     | 94.0  | 95.3  | 93.4  | 60.5  | Jun.      |
| 103.4                     | 96.2  | 99.2  | 93.5  | 66.0  | Jul.      |
| 106.0                     | 95.4  | 98.6  | 93.6  | 68.9  | Aug.      |
| 108.5                     |       |       |       |       |           |

## 5. 業種別及び特殊分類別指数 5. Indices by Industry and by Use of Goods

(4)-1 生産者製品在庫指数(末) (4)-1 Indices of Producer's Inventory of Finished Goods (End)

| 分類コード<br>時系列 | 鉱工業                         | 最終需要財                 | 投資財                 | 資本財              | 資本財<br>(除輸送機材)                                  | 製造設備用                             | 電力用                | 通信・放送用                                      | 農業用                | 建設用                 | 輸送用               | 事務用            |
|--------------|-----------------------------|-----------------------|---------------------|------------------|---|-----------------------------------|--------------------|---|--------------------|---------------------|-------------------|----------------|
|              | Mining and<br>manufacturing | Final demand<br>goods | Investment<br>goods | Capital<br>goods | Capital goods<br>(excl. Transport<br>equipment) | For<br>manufacturing<br>equipment | For<br>electricity | For<br>communication<br>and<br>broadcasting | For<br>agriculture | For<br>construction | For<br>transports | For<br>offices |
| ウェイト         | 300                         | 301                   | 302                 | 303              | 304   | 305                               | 306                | 307   | 308                | 309                 | 310               | 311            |

| 原指数    |      |      |      |      |      |       |      |       |      |       |       |       |
|--------|------|------|------|------|------|-------|------|-------|------|-------|-------|-------|
| 12年    | 99.0 | 96.1 | 98.9 | 98.8 | 98.4 | 105.7 | 95.9 | 102.1 | 89.6 | 104.9 | 100.2 | 111.2 |
| 13     | 98.3 | 94.6 | 95.4 | 93.9 | 95.0 | 105.8 | 91.1 | 97.8  | 85.4 | 92.6  | 90.3  | 99.7  |
| 14     | 90.4 | 86.8 | 85.1 | 80.7 | 80.9 | 90.0  | 85.7 | 100.3 | 70.9 | 66.6  | 80.3  | 87.4  |
| 15     | 88.2 | 82.1 | 81.1 | 76.3 | 73.5 | 83.7  | 83.0 | 106.8 | 62.9 | 52.1  | 85.8  | 88.4  |
| 16     | 87.9 | 80.9 | 82.1 | 80.1 | 77.4 | 87.1  | 84.7 | 112.3 | 62.3 | 66.4  | 88.8  | 97.8  |
| 12年度   | 97.8 | 91.2 | 92.8 | 88.3 | 90.7 | 92.1  | 90.0 | 99.4  | 92.2 | 81.8  | 80.5  | 99.4  |
| 13     | 91.8 | 87.9 | 87.1 | 80.4 | 82.6 | 87.2  | 85.0 | 93.2  | 76.9 | 69.3  | 73.4  | 74.8  |
| 14     | 86.5 | 81.5 | 79.1 | 71.7 | 72.2 | 82.0  | 70.8 | 89.0  | 69.2 | 50.1  | 70.2  | 70.6  |
| 15     | 85.4 | 78.9 | 76.3 | 69.4 | 69.1 | 74.8  | 74.8 | 108.3 | 62.8 | 48.1  | 70.3  | 78.6  |
| 16     | 87.7 | 81.5 | 79.4 | 75.6 | 71.8 | 81.6  | 73.3 | 104.7 | 61.9 | 54.3  | 88.2  | 93.7  |
| 16年 1月 | 91.0 | 85.5 | 82.8 | 81.4 | 77.5 | 86.6  | 84.8 | 102.6 | 68.9 | 54.3  | 94.2  | 94.7  |
| 2      | 92.0 | 86.8 | 83.1 | 81.8 | 79.7 | 86.0  | 85.9 | 103.8 | 76.6 | 52.6  | 88.7  | 101.5 |
| 3      | 85.4 | 78.9 | 76.3 | 69.4 | 69.1 | 74.8  | 82.8 | 108.3 | 62.8 | 48.1  | 70.3  | 78.6  |
| 4      | 88.7 | 84.6 | 79.4 | 75.3 | 72.5 | 80.8  | 85.4 | 105.2 | 64.0 | 53.3  | 84.9  | 81.5  |
| 5      | 90.2 | 85.4 | 80.8 | 76.2 | 74.1 | 80.8  | 85.6 | 106.5 | 64.9 | 57.2  | 83.3  | 81.9  |
| 6      | 90.9 | 86.9 | 82.4 | 79.8 | 75.5 | 79.5  | 87.7 | 111.9 | 63.4 | 63.6  | 93.9  | 84.8  |
| 7      | 90.4 | 86.3 | 83.5 | 81.7 | 78.4 | 89.1  | 90.4 | 111.2 | 63.8 | 70.7  | 92.5  | 86.3  |
| 8      | 91.3 | 85.9 | 83.1 | 79.5 | 76.0 | 89.4  | 86.4 | 108.1 | 56.3 | 65.3  | 91.0  | 86.6  |
| 9      | 88.9 | 85.0 | 81.4 | 77.1 | 70.6 | 77.7  | 85.3 | 106.7 | 52.3 | 56.1  | 98.3  | 87.8  |
| 10     | 91.2 | 87.7 | 83.8 | 80.7 | 73.2 | 82.1  | 84.4 | 107.6 | 56.1 | 57.7  | 105.2 | 95.5  |
| 11     | 92.3 | 89.3 | 84.3 | 83.8 | 75.8 | 87.5  | 82.3 | 106.2 | 57.7 | 60.3  | 109.9 | 103.6 |
| 12     | 87.9 | 80.9 | 82.1 | 80.1 | 77.4 | 87.1  | 84.7 | 112.3 | 62.3 | 66.4  | 88.8  | 97.8  |
| 17年 1月 | 93.3 | 87.6 | 85.5 | 87.3 | 80.1 | 87.7  | 75.4 | 108.1 | 69.3 | 65.2  | 111.3 | 103.7 |
| 2      | 95.0 | 90.9 | 87.1 | 89.1 | 83.1 | 89.4  | 74.8 | 109.9 | 73.6 | 68.2  | 108.8 | 112.1 |
| 3      | 87.7 | 81.5 | 79.4 | 75.6 | 71.8 | 81.6  | 73.3 | 104.7 | 61.9 | 54.3  | 88.2  | 93.7  |

## 季節調整済指数

| 季節調整済指数 |       |       |       |       |       |       |       |       |       |       |       |       |
|---------|-------|-------|-------|-------|-------|-------|-------|-------|-------|-------|-------|-------|
| 12年 1期  | 100.2 | 101.6 | 100.9 | 100.9 | 100.0 | 100.0 | 103.5 | 97.6  | 97.2  | 93.8  | 102.0 | 98.7  |
| 2       | 99.9  | 100.5 | 100.2 | 100.4 | 100.3 | 99.9  | 101.4 | 103.1 | 100.8 | 103.1 | 100.1 | 95.3  |
| 3       | 99.1  | 98.2  | 97.5  | 95.8  | 98.1  | 99.3  | 96.7  | 104.0 | 100.5 | 99.6  | 89.2  | 99.2  |
| 4       | 101.0 | 98.5  | 98.9  | 97.7  | 98.0  | 101.3 | 94.3  | 100.4 | 99.4  | 99.0  | 97.2  | 104.1 |
| 13年 1期  | 102.5 | 97.9  | 100.1 | 100.1 | 99.4  | 101.2 | 95.7  | 103.9 | 104.8 | 96.7  | 100.9 | 111.6 |
| 2       | 104.6 | 100.3 | 99.2  | 98.5  | 98.0  | 105.8 | 97.7  | 112.6 | 91.6  | 92.5  | 99.5  | 101.0 |
| 3       | 102.7 | 99.5  | 99.0  | 96.4  | 97.5  | 102.8 | 93.3  | 101.9 | 92.8  | 94.9  | 94.8  | 93.0  |
| 4       | 100.4 | 97.2  | 95.5  | 93.3  | 94.7  | 101.4 | 89.9  | 96.7  | 94.7  | 87.6  | 88.8  | 93.3  |
| 14年 1期  | 96.2  | 94.4  | 93.9  | 91.1  | 90.5  | 95.9  | 90.4  | 97.5  | 87.7  | 82.0  | 91.8  | 84.4  |
| 2       | 92.7  | 90.6  | 88.7  | 85.2  | 85.9  | 88.3  | 86.2  | 89.8  | 87.0  | 72.2  | 82.5  | 89.0  |
| 3       | 92.5  | 89.2  | 86.5  | 83.1  | 82.2  | 85.1  | 86.4  | 92.9  | 71.0  | 66.0  | 88.4  | 86.5  |
| 4       | 92.3  | 89.3  | 85.2  | 80.3  | 80.6  | 86.3  | 84.7  | 99.7  | 78.6  | 63.0  | 79.4  | 81.8  |
| 15年 1期  | 90.9  | 87.7  | 84.5  | 80.3  | 78.9  | 89.5  | 75.6  | 93.7  | 78.0  | 58.8  | 85.8  | 81.4  |
| 2       | 90.5  | 85.0  | 83.3  | 77.9  | 76.1  | 87.6  | 76.4  | 93.9  | 74.6  | 53.6  | 84.7  | 81.9  |
| 3       | 90.9  | 86.7  | 81.4  | 77.6  | 74.9  | 84.2  | 77.9  | 92.9  | 71.0  | 56.8  | 87.4  | 81.0  |
| 4       | 89.8  | 84.4  | 81.4  | 76.4  | 73.0  | 81.1  | 81.4  | 105.8 | 68.0  | 49.4  | 88.7  | 82.3  |
| 16年 1期  | 89.9  | 85.0  | 81.1  | 77.1  | 74.8  | 81.7  | 87.6  | 113.6 | 69.0  | 55.9  | 85.7  | 89.6  |
| 2       | 90.0  | 85.7  | 81.1  | 78.3  | 73.8  | 79.6  | 85.0  | 109.0 | 60.3  | 62.6  | 94.2  | 81.8  |
| 3       | 91.5  | 88.7  | 84.5  | 83.9  | 75.8  | 83.7  | 87.2  | 108.2 | 58.0  | 63.0  | 111.6 | 96.3  |
| 4       | 89.5  | 83.5  | 82.3  | 80.7  | 77.2  | 84.6  | 82.8  | 109.6 | 67.2  | 63.6  | 91.6  | 93.8  |
| 17年 1期  | 92.3  | 87.8  | 84.4  | 84.0  | 77.8  | 89.2  | 77.6  | 109.8 | 68.1  | 63.1  | 107.5 | 106.8 |
| 16年 1月  | 89.1  | 83.5  | 80.2  | 75.7  | 74.0  | 81.8  | 84.0  | 100.8 | 66.8  | 49.6  | 80.3  | 88.5  |
| 2       | 89.7  | 83.9  | 80.3  | 75.5  | 74.1  | 82.1  | 86.7  | 97.3  | 67.7  | 48.8  | 78.0  | 92.0  |
| 3       | 89.9  | 85.0  | 81.1  | 77.1  | 74.8  | 81.7  | 87.6  | 113.6 | 69.0  | 55.9  | 85.7  | 89.6  |
| 4       | 91.2  | 88.5  | 82.8  | 81.4  | 75.7  | 86.7  | 87.9  | 105.1 | 66.5  | 57.9  | 103.0 | 89.1  |
| 5       | 89.9  | 85.3  | 81.3  | 77.3  | 75.1  | 84.3  | 86.4  | 107.3 | 65.0  | 59.9  | 85.0  | 84.9  |
| 6       | 90.0  | 85.7  | 81.1  | 78.3  | 73.8  | 79.6  | 85.0  | 109.0 | 60.3  | 62.6  | 94.2  | 81.8  |
| 7       | 88.2  | 82.8  | 80.7  | 77.1  | 74.2  | 86.7  | 86.1  | 107.5 | 57.2  | 64.1  | 88.3  | 80.1  |
| 8       | 90.0  | 84.6  | 81.9  | 78.1  | 74.4  | 85.4  | 85.2  | 108.4 | 55.1  | 61.9  | 89.1  | 87.5  |
| 9       | 91.5  | 88.7  | 84.5  | 83.9  | 75.8  | 83.7  | 87.2  | 108.2 | 58.0  | 63.0  | 111.6 | 96.3  |
| 10      | 90.5  | 85.7  | 83.2  | 80.2  | 74.6  | 82.0  | 84.4  | 111.8 | 57.8  | 59.4  | 97.4  | 95.8  |
| 11      | 90.8  | 86.2  | 83.9  | 82.5  | 76.3  | 83.0  | 82.4  | 113.4 | 59.3  | 59.5  | 102.9 | 102.4 |
| 12      | 89.5  | 83.5  | 82.3  | 80.7  | 77.2  | 84.6  | 82.8  | 109.6 | 67.2  | 63.6  | 91.6  | 93.8  |
| 17年 2月  | 92.6  | 87.9  | 84.2  | 82.2  | 77.2  | 85.4  | 75.5  | 103.0 | 65.1  | 63.3  | 95.7  | 101.6 |
| 3       | 92.3  | 87.8  | 84.4  | 84.0  | 77.8  | 89.2  | 77.6  | 109.8 | 68.1  | 63.1  | 107.5 | 106.8 |

## 5. 業種別及び特殊分類別指数 5. Indices by Industry and by Use of Goods

(4)-1 生産者製品在庫指数(末) (4)-1 Indices of Producer's Inventory of Finished Goods (End)

| その他の資本財 | 建設財 | 建築用 | 土木用 | 消費財 | 耐久消費財 | 家事用 | 冷暖房用 | 家具・装飾品用 | 娯楽用 | 乗用車・二輪車 | 非耐久財 | Industries Code |
|---------|-----|-----|-----|-----|-------|-----|------|---------|-----|---------|------|-----------------|
|         |     |     |     |     |       |     |      |         |     |         |      |                 |
| 312     | 313 | 314 | 315 | 316 | 317   | 318 | 319  | 320     | 321 | 322     | 323  | Weight          |

| Original Index |      |      |       |      |      |      |      |       |      |       |      |           |
|----------------|------|------|-------|------|------|------|------|-------|------|-------|------|-----------|
| 88.6           | 98.9 | 98.3 | 101.4 | 94.0 | 93.4 | 86.6 | 71.5 | 100.2 | 90.2 | 104.7 | 94.5 | C.Y. 2000 |
| 94.1           | 96.8 | 96.9 | 96.6  | 94.0 | 93.7 | 86.5 | 79.7 | 93.6  | 82.7 | 107.5 | 94.2 | 2001      |
| 85.7           | 88.9 | 88.4 | 90.7  | 88.0 | 90.3 | 85.2 | 67.8 | 75.7  | 70.6 | 115.0 | 86.0 | 2002      |
| 77.1           | 85.3 | 85.4 | 84.8  | 82.8 | 79.7 | 71.7 | 53.9 | 63.8  | 74.5 | 100.7 | 85.7 | 2003      |
| 74.2           | 83.8 | 84.7 | 80.2  | 80.0 | 74.7 | 68.5 | 56.2 | 60.3  | 64.5 | 93.9  | 84.8 | 2004      |
| 91.8           | 96.8 | 98.6 | 90.0  | 90.0 | 83.6 | 72.3 | 83.3 | 99.1  | 84.0 | 83.3  | 96.0 | F.Y. 2000 |
| 94.6           | 93.0 | 94.8 | 85.7  | 88.6 | 82.8 | 89.6 | 88.9 | 80.2  | 79.3 | 80.0  | 93.9 | 2001      |
| 84.5           | 85.6 | 87.5 | 78.5  | 83.3 | 80.0 | 75.6 | 74.8 | 69.4  | 72.1 | 90.5  | 86.4 | 2002      |
| 73.5           | 82.3 | 84.7 | 73.0  | 80.8 | 73.7 | 69.7 | 63.4 | 61.2  | 81.1 | 79.8  | 87.4 | 2003      |
| 72.1           | 82.7 | 85.9 | 70.5  | 83.0 | 78.4 | 65.9 | 61.3 | 57.3  | 73.4 | 98.6  | 87.3 | 2004      |
| 82.8           | 84.0 | 85.0 | 79.9  | 87.5 | 86.9 | 81.7 | 61.0 | 66.2  | 77.1 | 110.4 | 88.1 | Jan. 2004 |
| 85.5           | 84.2 | 86.4 | 75.4  | 89.5 | 89.2 | 86.6 | 63.8 | 65.5  | 84.7 | 109.8 | 89.9 | Feb.      |
| 73.5           | 82.3 | 84.7 | 73.0  | 80.8 | 73.7 | 69.7 | 63.4 | 61.2  | 81.1 | 79.8  | 87.4 | Mar.      |
| 76.0           | 83.0 | 85.4 | 73.9  | 88.5 | 88.1 | 76.7 | 86.5 | 60.6  | 80.2 | 104.6 | 88.9 | Apr.      |
| 78.2           | 84.8 | 86.6 | 78.0  | 88.7 | 89.5 | 81.8 | 95.2 | 61.5  | 92.8 | 96.5  | 88.1 | May.      |
| 77.8           | 84.6 | 86.1 | 78.8  | 90.2 | 94.4 | 86.6 | 88.8 | 62.7  | 87.2 | 112.3 | 86.2 | Jun.      |
| 75.4           | 85.0 | 86.5 | 79.4  | 88.3 | 90.2 | 77.7 | 76.1 | 63.3  | 91.1 | 108.2 | 86.6 | Jul.      |
| 75.6           | 86.2 | 87.5 | 81.1  | 87.9 | 90.9 | 74.9 | 76.7 | 63.7  | 91.3 | 110.7 | 85.1 | Aug.      |
| 72.2           | 85.2 | 86.3 | 81.0  | 87.7 | 89.1 | 71.9 | 71.3 | 63.2  | 81.4 | 114.1 | 86.5 | Sep.      |
| 72.9           | 86.5 | 87.3 | 83.2  | 90.5 | 93.5 | 78.6 | 66.9 | 63.9  | 79.1 | 125.6 | 87.8 | Oct.      |
| 74.0           | 84.8 | 85.7 | 81.5  | 93.0 | 93.8 | 81.9 | 62.6 | 61.4  | 80.4 | 127.1 | 92.2 | Nov.      |
| 74.2           | 83.8 | 84.7 | 80.2  | 80.0 | 74.7 | 68.5 | 56.2 | 60.3  | 64.5 | 93.9  | 84.8 | Dec.      |
| 81.6           | 83.9 | 85.9 | 76.4  | 89.1 | 89.9 | 77.8 | 58.3 | 61.9  | 80.3 | 120.4 | 88.4 | Jan. 2005 |
| 84.1           | 85.4 | 88.5 | 73.2  | 93.6 | 95.2 | 84.6 | 66.5 | 63.0  | 84.6 | 125.6 | 92.1 | Feb.      |
| 72.1           | 82.7 | 85.9 | 70.5  | 83.0 | 78.4 | 65.9 | 61.3 | 57.3  | 73.4 | 98.6  | 87.3 | Mar.      |

## Seasonal Adjustment Index

| Seasonal Adjustment Index |       |       |       |       |       |       |       |       |       |       |       |         |
|---------------------------|-------|-------|-------|-------|-------|-------|-------|-------|-------|-------|-------|---------|
| 105.2                     | 100.4 | 100.6 | 100.1 | 102.5 | 107.0 | 105.8 | 106.4 | 101.6 | 97.6  | 113.0 | 98.3  | Q1 2000 |
| 101.2                     | 100.1 | 100.1 | 100.0 | 100.6 | 101.0 | 99.7  | 104.7 | 99.3  | 98.7  | 101.3 | 99.9  | Q2      |
| 95.1                      | 98.8  | 98.8  | 98.9  | 98.5  | 97.7  | 97.2  | 93.5  | 98.8  | 107.0 | 94.5  | 100.3 | Q3      |
| 92.4                      | 99.9  | 99.9  | 99.8  | 98.1  | 96.2  | 94.8  | 89.3  | 100.3 | 102.7 | 96    |       |         |



5. 業種別及び特殊分類別指数 5. Indices by Industry and by Use of Goods  
 (4)-1 生産者製品在庫指数(末) (4)-1 Indices of Producer's Inventory of Finished Goods (End)

| 分類<br>コード | 業種別                      |   |  |                             | 生産財<br>Producer<br>goods | 鉱工業用<br>生産財<br>For mining<br>and<br>manufacturing | その他用<br>生産財<br>For others | Industries<br>Code |
|-----------|--------------------------|---|--|-----------------------------|--------------------------|---|---------------------------|--------------------|
|           | 家事用<br>For house<br>work | 教養・<br>娯楽用<br>For education<br>and<br>amusement | 被服・<br>履き物<br>Clothing and<br>footwear | 食料品<br>Food and<br>beverage |                          |   |                           |                    |
|           | 324                      | 325   | 326                                    | 327                         |                          |   |                           |                    |
| ウェイト      | 564.8                    | 366.5   | 252.2                                  | 307.2                       | 4994.6                   | 4306.7  | 187.9                     | Weight             |

| 原指数  |    | Original Index |       |       |      |       |       |       |           |
|------|----|----------------|-------|-------|------|-------|-------|-------|-----------|
| 12年  |    | 96.2           | 90.1  | 100.1 | 92.2 | 102.0 | 102.1 | 99.1  | C.Y. 2000 |
| 13   |    | 96.5           | 87.3  | 96.7  | 96.3 | 102.0 | 101.8 | 106.2 | 2001      |
| 14   |    | 90.5           | 81.8  | 84.9  | 83.6 | 94.0  | 93.7  | 102.0 | 2002      |
| 15   |    | 92.9           | 81.8  | 79.6  | 82.2 | 94.4  | 93.9  | 106.4 | 2003      |
| 16   |    | 84.7           | 87.7  | 77.5  | 87.8 | 95.0  | 94.6  | 104.9 | 2004      |
| 12年度 |    | 95.6           | 98.1  | 92.8  | 97.2 | 104.5 | 104.6 | 101.7 | F.Y. 2000 |
| 13   |    | 93.7           | 102.8 | 85.0  | 90.9 | 95.8  | 95.6  | 98.7  | 2001      |
| 14   |    | 87.8           | 89.9  | 76.4  | 87.9 | 91.6  | 91.3  | 98.4  | 2002      |
| 15   |    | 93.6           | 90.3  | 71.9  | 85.4 | 91.9  | 91.7  | 97.9  | 2003      |
| 16   |    | 84.9           | 99.3  | 70.8  | 90.8 | 93.9  | 93.8  | 96.9  | 2004      |
| 16年  | 1月 | 96.4           | 85.2  | 79.3  | 83.4 | 96.6  | 96.3  | 104.1 | Jan. 2004 |
|      | 2  | 99.2           | 89.9  | 76.5  | 83.9 | 97.2  | 97.0  | 103.6 | Feb.      |
|      | 3  | 93.6           | 90.3  | 71.9  | 85.4 | 91.9  | 91.7  | 97.9  | Mar.      |
|      | 4  | 92.6           | 94.0  | 69.8  | 91.5 | 92.7  | 92.4  | 100.4 | Apr.      |
|      | 5  | 93.9           | 88.3  | 67.7  | 93.7 | 95.0  | 94.7  | 102.2 | May.      |
|      | 6  | 85.8           | 88.7  | 68.0  | 98.7 | 94.9  | 94.6  | 101.4 | Jun.      |
|      | 7  | 86.3           | 91.2  | 70.8  | 94.8 | 94.6  | 94.2  | 104.6 | Jul.      |
|      | 8  | 87.7           | 84.2  | 72.4  | 92.1 | 96.8  | 96.5  | 105.8 | Aug.      |
|      | 9  | 87.1           | 89.9  | 73.0  | 92.1 | 92.7  | 92.3  | 103.7 | Sep.      |
|      | 10 | 91.7           | 88.7  | 73.9  | 90.9 | 94.7  | 94.3  | 104.3 | Oct.      |
|      | 11 | 94.6           | 98.6  | 75.8  | 93.8 | 95.4  | 94.9  | 106.7 | Nov.      |
|      | 12 | 84.7           | 87.7  | 77.5  | 87.8 | 95.0  | 94.6  | 104.9 | Dec.      |
| 17年  | 1月 | 85.8           | 98.1  | 78.3  | 89.9 | 99.0  | 98.9  | 103.0 | Jan. 2005 |
|      | 2  | 87.8           | 109.1 | 76.0  | 92.8 | 99.1  | 99.0  | 101.9 | Feb.      |
|      | 3  | 84.9           | 99.3  | 70.8  | 90.8 | 93.9  | 93.8  | 96.9  | Mar.      |

| 季節調整済指数 |    | Seasonal Adjustment Index |       |       |       |       |       |       |           |
|---------|----|---------------------------|-------|-------|-------|-------|-------|-------|-----------|
| 12年     | 1期 | 98.7                      | 96.1  | 102.6 | 98.4  | 98.6  | 98.7  | 99.0  | Q1 2000   |
|         | 2  | 99.5                      | 96.0  | 100.8 | 103.9 | 99.1  | 99.2  | 98.1  | Q2        |
|         | 3  | 101.1                     | 101.2 | 98.7  | 96.9  | 100.2 | 100.2 | 101.9 | Q3        |
|         | 4  | 101.8                     | 102.2 | 95.7  | 101.7 | 103.0 | 103.1 | 101.5 | Q4        |
| 13年     | 1期 | 102.5                     | 95.8  | 95.1  | 101.8 | 106.7 | 106.7 | 108.0 | Q1 2001   |
|         | 2  | 104.8                     | 98.5  | 95.1  | 101.4 | 108.7 | 108.7 | 108.8 | Q2        |
|         | 3  | 102.1                     | 100.4 | 94.1  | 95.7  | 106.0 | 106.0 | 108.4 | Q3        |
|         | 4  | 102.0                     | 98.5  | 92.2  | 106.0 | 103.1 | 102.8 | 108.6 | Q4        |
| 14年     | 1期 | 100.5                     | 100.8 | 87.3  | 95.2  | 97.8  | 97.5  | 104.9 | Q1 2002   |
|         | 2  | 97.9                      | 98.0  | 82.8  | 90.6  | 94.9  | 94.4  | 106.0 | Q2        |
|         | 3  | 96.5                      | 100.2 | 80.0  | 89.7  | 95.8  | 95.5  | 103.2 | Q3        |
|         | 4  | 95.6                      | 92.0  | 80.9  | 91.9  | 95.0  | 94.6  | 104.2 | Q4        |
| 15年     | 1期 | 94.4                      | 89.0  | 78.3  | 91.4  | 93.8  | 93.3  | 105.0 | Q1 2003   |
|         | 2  | 95.7                      | 81.1  | 75.8  | 90.3  | 95.5  | 94.9  | 111.5 | Q2        |
|         | 3  | 98.2                      | 88.7  | 74.3  | 99.1  | 95.5  | 95.1  | 108.1 | Q3        |
|         | 4  | 98.1                      | 91.1  | 75.5  | 90.2  | 95.1  | 94.5  | 108.4 | Q4        |
| 16年     | 1期 | 100.5                     | 89.2  | 73.5  | 89.7  | 94.5  | 94.2  | 105.0 | Q1 2004   |
|         | 2  | 86.1                      | 87.1  | 71.9  | 95.1  | 94.1  | 93.8  | 99.0  | Q2        |
|         | 3  | 87.2                      | 90.1  | 72.9  | 90.3  | 94.5  | 94.3  | 101.7 | Q3        |
|         | 4  | 89.0                      | 97.1  | 73.3  | 96.6  | 95.5  | 95.1  | 106.4 | Q4        |
| 17年     | 1期 | 91.1                      | 98.1  | 72.4  | 95.4  | 96.6  | 96.4  | 103.9 | Q1 2005   |
| 16年     | 1月 | 98.3                      | 88.5  | 74.5  | 89.8  | 94.8  | 94.3  | 107.1 | Jan. 2004 |
|         | 2  | 98.7                      | 89.9  | 73.7  | 88.9  | 95.4  | 94.9  | 107.8 | Feb.      |
|         | 3  | 100.5                     | 89.2  | 73.5  | 89.7  | 94.5  | 94.2  | 105.0 | Mar.      |
|         | 4  | 95.4                      | 88.9  | 73.6  | 89.3  | 94.4  | 94.0  | 102.8 | Apr.      |
|         | 5  | 94.4                      | 85.5  | 72.7  | 93.2  | 94.4  | 94.1  | 100.4 | May.      |
|         | 6  | 86.1                      | 87.1  | 71.9  | 95.1  | 94.1  | 93.8  | 99.0  | Jun.      |
|         | 7  | 84.3                      | 88.0  | 71.9  | 88.4  | 93.8  | 93.5  | 101.2 | Jul.      |
|         | 8  | 85.8                      | 86.0  | 72.2  | 91.6  | 95.6  | 95.3  | 101.7 | Aug.      |
|         | 9  | 87.2                      | 90.1  | 72.9  | 90.3  | 94.5  | 94.3  | 101.7 | Sep.      |
|         | 10 | 87.3                      | 91.1  | 73.1  | 87.7  | 95.1  | 94.8  | 102.5 | Oct.      |
|         | 11 | 88.1                      | 96.1  | 73.1  | 88.0  | 95.4  | 95.0  | 104.8 | Nov.      |
|         | 12 | 89.0                      | 97.1  | 73.3  | 96.6  | 95.5  | 95.1  | 106.4 | Dec.      |
| 17年     | 1月 | 87.5                      | 101.9 | 73.5  | 96.8  | 97.1  | 96.9  | 105.9 | Jan. 2005 |
|         | 2  | 87.4                      | 109.1 | 73.2  | 98.3  | 97.2  | 96.9  | 106.1 | Feb.      |
|         | 3  | 91.1                      | 98.1  | 72.4  | 95.4  | 96.6  | 96.4  | 103.9 | Mar.      |

5. 業種別及び特殊分類別指数 5. Indices by Industry and by Use of Goods

(4)-2 生産者製品在庫指数(平均) (4)-2 Indices of Producer's Inventory of Finished Goods (Average)

| 分類コード<br>時系列 | 鉱工業                      | 製造工業          | 鉄鋼業            | 鉄鋼業                                     | 鉄鋼業              | 鉄鋼業                   | 鉄鋼業                 | 鉄鋼業                   | 鉄鋼業                         | 鉄鋼業              | 鉄鋼業                | 鉄鋼業                            | 鉄鋼業 |
|--------------|--------------------------|---------------|----------------|---|------------------|-----------------------|---------------------|-----------------------|-----------------------------|------------------|--------------------|--------------------------------|-----|
|              | Mining and manufacturing | Manufacturing | Iron and steel | Crude steel (incl. Semi-finished steel) | Hot rolled steel | Steel pipes and tubes | Cold finished steel | Metallic coated steel | Steel castings and forgings | (Ordinary steel) | Non-ferrous metals | Refining of non-ferrous metals |     |
| ウェイト         | 1                        | 2             | 3              | 4                                       | 5                | 6                     | 7                   | 8                     | 9                           | 10               | 11                 | 12                             |     |
|              | 10000.0                  | 9984.4        | 855.4          | 238.0                                   | 240.4            | 74.2                  | 114.9               | 124.6                 | 63.3                        | 373.2            | 267.1              | 57.8                           |     |

原指数

|        |       |       |       |       |       |       |       |       |       |       |       |       |  |
|--------|-------|-------|-------|-------|-------|-------|-------|-------|-------|-------|-------|-------|--|
| 12年    | 100.0 | 100.0 | 100.0 | 100.0 | 100.0 | 100.0 | 100.0 | 100.0 | 100.0 | 100.0 | 100.0 | 100.0 |  |
| 13     | 102.7 | 102.7 | 105.7 | 104.7 | 104.0 | 115.4 | 108.3 | 104.9 | 101.9 | 103.7 | 100.7 | 99.7  |  |
| 14     | 94.1  | 94.1  | 94.8  | 88.3  | 96.1  | 114.6 | 97.4  | 91.6  | 93.2  | 92.1  | 93.0  | 100.5 |  |
| 15     | 91.1  | 91.1  | 95.4  | 88.6  | 97.3  | 109.4 | 100.1 | 93.9  | 91.5  | 94.3  | 89.9  | 103.6 |  |
| 16     | 90.0  | 90.0  | 93.4  | 90.2  | 95.3  | 104.6 | 96.5  | 85.5  | 94.7  | 88.6  | 91.3  | 104.0 |  |
| 12年度   | 100.5 | 100.6 | 101.9 | 101.5 | 101.3 | 106.3 | 101.1 | 102.3 | 100.8 | 101.5 | 100.3 | 102.3 |  |
| 13     | 101.6 | 101.6 | 104.1 | 101.9 | 102.2 | 116.4 | 108.8 | 102.7 | 99.8  | 101.5 | 99.1  | 99.3  |  |
| 14     | 92.6  | 92.6  | 93.6  | 87.0  | 96.0  | 111.1 | 95.3  | 90.4  | 92.7  | 91.3  | 91.2  | 98.7  |  |
| 15     | 90.5  | 90.5  | 95.9  | 90.6  | 97.1  | 110.0 | 100.6 | 93.2  | 91.7  | 93.6  | 90.6  | 105.9 |  |
| 16     | 90.7  | 90.7  | 92.9  | 90.4  | 95.3  | 102.5 | 95.8  | 83.0  | 95.5  | 87.8  | 91.6  | 105.3 |  |
| 16年 1月 | 91.0  | 91.1  | 99.6  | 97.2  | 98.4  | 120.9 | 101.6 | 93.4  | 96.6  | 93.8  | 90.3  | 107.9 |  |
| 2      | 92.0  | 92.0  | 97.3  | 96.6  | 96.7  | 113.2 | 97.4  | 90.5  | 97.5  | 90.5  | 92.1  | 112.8 |  |
| 3      | 85.4  | 85.4  | 88.0  | 88.7  | 87.5  | 89.4  | 92.5  | 83.8  | 85.8  | 83.1  | 91.6  | 106.0 |  |
| 4      | 88.7  | 88.7  | 90.9  | 86.8  | 91.9  | 103.9 | 94.4  | 87.2  | 88.4  | 87.1  | 90.9  | 99.0  |  |
| 5      | 90.2  | 90.2  | 93.8  | 90.0  | 95.2  | 103.9 | 98.5  | 89.5  | 90.3  | 90.7  | 92.2  | 104.0 |  |
| 6      | 90.9  | 90.9  | 92.1  | 91.2  | 92.0  | 104.2 | 93.8  | 84.9  | 92.3  | 86.9  | 90.4  | 102.2 |  |
| 7      | 90.4  | 90.4  | 88.7  | 89.6  | 88.1  | 98.7  | 90.2  | 78.8  | 92.9  | 82.7  | 92.0  | 103.2 |  |
| 8      | 91.3  | 91.4  | 96.8  | 88.7  | 101.8 | 106.9 | 104.1 | 90.5  | 95.9  | 95.5  | 89.9  | 110.4 |  |
| 9      | 88.9  | 88.9  | 92.3  | 86.2  | 98.3  | 99.6  | 94.7  | 83.0  | 97.3  | 88.8  | 89.2  | 105.0 |  |
| 10     | 91.2  | 91.2  | 96.2  | 88.4  | 101.3 | 105.9 | 104.7 | 86.5  | 98.9  | 93.0  | 91.5  | 102.0 |  |
| 11     | 92.3  | 92.4  | 91.7  | 86.8  | 96.5  | 105.3 | 92.1  | 79.3  | 100.4 | 86.0  | 91.5  | 95.2  |  |
| 12     | 87.9  | 87.9  | 92.8  | 91.7  | 95.8  | 102.7 | 93.5  | 78.7  | 100.3 | 85.4  | 94.3  | 100.5 |  |
| 17年 1月 | 93.3  | 93.3  | 96.5  | 96.1  | 97.7  | 108.3 | 99.3  | 84.3  | 98.7  | 88.9  | 92.9  | 112.7 |  |
| 2      | 95.0  | 95.0  | 94.8  | 96.6  | 96.2  | 105.9 | 96.0  | 79.1  | 97.9  | 87.1  | 94.4  | 119.0 |  |
| 3      | 87.7  | 87.7  | 87.7  | 93.2  | 88.7  | 85.0  | 87.8  | 74.0  | 92.8  | 80.9  | 90.0  | 110.6 |  |

季節調整済指数

|        |       |       |       |       |       |       |       |       |       |       |       |       |  |
|--------|-------|-------|-------|-------|-------|-------|-------|-------|-------|-------|-------|-------|--|
| 12年 1期 | 99.8  | 99.8  | 96.8  | 96.8  | 98.3  | 89.8  | 97.9  | 96.1  | 99.2  | 97.3  | 101.2 | 97.6  |  |
| 2      | 99.9  | 99.9  | 99.4  | 99.5  | 100.5 | 94.4  | 101.3 | 98.7  | 99.8  | 100.3 | 100.0 | 98.1  |  |
| 3      | 99.7  | 99.7  | 101.0 | 101.0 | 100.3 | 102.9 | 100.9 | 100.7 | 101.1 | 100.5 | 98.9  | 101.4 |  |
| 4      | 100.7 | 100.7 | 102.9 | 102.5 | 100.9 | 112.5 | 99.8  | 104.8 | 99.7  | 101.9 | 99.8  | 103.7 |  |
| 13年 1期 | 102.0 | 102.0 | 104.4 | 103.4 | 103.7 | 114.8 | 102.7 | 104.8 | 102.3 | 103.5 | 102.3 | 105.8 |  |
| 2      | 104.3 | 104.3 | 106.1 | 105.2 | 105.4 | 112.4 | 107.8 | 106.4 | 102.3 | 104.0 | 102.3 | 105.8 |  |
| 3      | 103.3 | 103.4 | 108.4 | 110.1 | 104.7 | 119.0 | 111.3 | 106.9 | 101.6 | 105.2 | 101.1 | 96.9  |  |
| 4      | 101.1 | 101.1 | 103.9 | 99.7  | 102.3 | 114.9 | 111.1 | 101.4 | 101.2 | 101.8 | 97.1  | 93.4  |  |
| 14年 1期 | 97.7  | 97.7  | 98.1  | 92.5  | 96.2  | 119.4 | 105.0 | 95.8  | 94.0  | 95.0  | 95.9  | 103.9 |  |
| 2      | 93.9  | 93.9  | 96.5  | 88.6  | 98.2  | 127.2 | 97.7  | 92.6  | 91.8  | 93.6  | 93.0  | 101.2 |  |
| 3      | 92.5  | 92.5  | 92.1  | 86.2  | 93.3  | 110.7 | 92.2  | 89.8  | 92.9  | 88.7  | 93.3  | 100.2 |  |
| 4      | 92.2  | 92.2  | 92.6  | 85.9  | 96.5  | 101.3 | 95.0  | 88.1  | 93.8  | 91.1  | 89.9  | 96.3  |  |
| 15年 1期 | 91.9  | 91.9  | 93.3  | 87.4  | 96.0  | 105.0 | 96.2  | 90.6  | 92.3  | 91.7  | 88.5  | 97.0  |  |
| 2      | 90.8  | 90.8  | 93.4  | 86.0  | 94.4  | 105.6 | 99.1  | 94.2  | 90.1  | 93.7  | 89.2  | 100.1 |  |
| 3      | 90.9  | 91.0  | 95.7  | 89.4  | 97.0  | 110.0 | 100.8 | 94.9  | 92.4  | 94.6  | 89.7  | 103.7 |  |
| 4      | 90.7  | 90.6  | 99.0  | 91.4  | 101.7 | 115.9 | 104.0 | 96.0  | 90.8  | 97.2  | 92.5  | 115.2 |  |
| 16年 1期 | 89.6  | 89.6  | 95.8  | 95.0  | 96.0  | 107.3 | 98.5  | 88.2  | 92.9  | 89.8  | 91.0  | 105.5 |  |
| 2      | 90.4  | 90.4  | 91.7  | 88.5  | 92.3  | 102.8 | 95.0  | 86.6  | 93.0  | 87.7  | 90.1  | 98.7  |  |
| 3      | 89.9  | 89.9  | 92.5  | 88.0  | 95.4  | 104.1 | 96.4  | 83.6  | 95.5  | 88.8  | 91.0  | 106.5 |  |
| 4      | 90.3  | 90.3  | 93.4  | 89.2  | 97.3  | 104.0 | 95.8  | 83.5  | 97.3  | 88.1  | 93.3  | 105.6 |  |
| 17年 1期 | 92.1  | 92.1  | 93.8  | 96.2  | 96.0  | 99.4  | 95.6  | 78.2  | 96.2  | 86.3  | 92.1  | 110.5 |  |
| 16年 1月 | 89.1  | 89.3  | 96.1  | 93.5  | 96.2  | 112.6 | 97.7  | 86.9  | 93.5  | 89.0  | 90.0  | 107.2 |  |
| 2      | 89.7  | 89.7  | 96.8  | 98.1  | 97.2  | 107.0 | 98.7  | 89.5  | 96.0  | 90.8  | 91.4  | 106.8 |  |
| 3      | 89.9  | 89.9  | 94.5  | 93.4  | 94.5  | 102.2 | 99.0  | 88.2  | 89.2  | 89.6  | 91.6  | 102.5 |  |
| 4      | 91.2  | 91.2  | 92.3  | 88.6  | 92.3  | 102.5 | 96.1  | 89.0  | 91.7  | 88.6  | 91.0  | 99.2  |  |
| 5      | 89.9  | 89.9  | 92.5  | 89.1  | 93.9  | 102.0 | 97.1  | 86.8  | 93.4  | 88.9  | 91.2  | 99.1  |  |
| 6      | 90.0  | 90.0  | 90.2  | 87.9  | 90.7  | 103.9 | 91.9  | 83.9  | 93.8  | 85.6  | 88.0  | 97.7  |  |
| 7      | 88.2  | 88.2  | 88.8  | 87.5  | 89.7  | 101.1 | 91.0  | 79.7  | 93.6  | 83.7  | 90.7  | 104.8 |  |
| 8      | 90.0  | 90.0  | 93.9  | 87.3  | 97.7  | 102.0 | 102.5 | 87.6  | 96.4  | 92.7  | 91.1  | 107.5 |  |
| 9      | 91.5  | 91.5  | 94.9  | 89.1  | 98.8  | 109.2 | 95.8  | 83.6  | 96.4  | 90.0  | 91.2  | 107.3 |  |
| 10     | 90.5  | 90.5  | 96.4  | 89.1  | 99.7  | 106.2 | 102.8 | 86.7  | 97.2  | 92.0  | 93.5  | 109.1 |  |
| 11     | 90.8  | 90.9  | 91.8  | 87.6  | 96.3  | 103.8 | 90.8  | 82.4  | 97.8  | 86.6  | 93.2  | 105.4 |  |
| 12     | 89.5  | 89.5  | 92.1  | 91.0  | 96.0  | 102.1 | 93.8  | 81.4  | 96.8  | 85.8  | 93.1  | 102.2 |  |
| 17年 1月 | 91.4  | 91.4  | 93.1  | 92.5  | 95.5  | 100.9 | 95.5  | 78.4  | 95.6  | 84.4  | 92.6  | 112.0 |  |
| 2      | 92.6  | 92.6  | 94.3  | 98.1  | 96.7  | 100.1 | 97.3  | 78.2  | 96.4  | 87.4  | 93.6  | 112.7 |  |
| 3      | 92.3  | 92.3  | 94.1  | 98.1  | 95.7  | 97.1  | 94.0  | 77.9  | 96.5  | 87.2  | 90.0  | 106.9 |  |

5. 業種別及び特殊分類別指数 5. Indices by Industry and by Use of Goods

(4)-2 生産者製品在庫指数(平均) (4)-2 Indices of Producer's Inventory of Finished Goods (Average)

| 分類コード<br>時系列 | 銅・アルミニウム圧延製品   | 電線・ケーブル                   | 非鉄金属物                      | 金属製品              | 建設用金属製品                              | 建築用金属製品                    | 暖かい機器                             | その他の金属製品             | 一般機械              | ボイラ・原動機                 | 土木建設機械                                 | 化学機械               | Industries Code |
|--------------|--|---------------------------|----------------------------|-------------------|--------------------------------------|----------------------------|-----------------------------------|----------------------|-------------------|-------------------------|--|--------------------|-----------------|
|              | Copper and copper-base alloys and aluminium rolling products | Electric wires and cables | Non-ferrous metal castings | Fabricated metals | Fabricated structural metal products | Metal products of building | Equipment for heating and kitchen | Other metal products | General machinery | Boilers and power units | Engineering and construction machinery | Chemical machinery |                 |
| ウェイト         | 13   | 14                        | 15                         | 16                | 17                                   | 18                         | 19                                | 20                   | 21                | 22                      | 23                                     | 24                 |                 |
|              | 75.6   | 133.7                     | 0.0                        | 567.4             | 0.0                                  | 169.3                      | 157.4                             | 240.7                | 955.3             | 68.2                    | 158.6                                  | 0.0                | Weight          |

Original Index

|        |       |       |     |       |     |       |       |       |       |       |       |     |           |
|--------|-------|-------|-----|-------|-----|-------|-------|-------|-------|-------|-------|-----|-----------|
| 12年    | 100.0 | 100.0 | 0.0 | 100.0 | 0.0 | 100.0 | 100.0 | 100.0 | 100.0 | 100.0 | 100.0 | 0.0 | C.Y. 2000 |
| 13     | 113.5 | 93.9  | 0.0 | 99.7  | 0.0 | 95.4  | 102.0 | 101.2 | 99.4  | 98.3  | 93.6  | 0.0 | 2001      |
| 14     | 108.1 | 81.3  | 0.0 | 94.2  | 0.0 | 85.2  | 106.9 | 92.3  | 88.6  | 78.1  | 72.8  | 0.0 | 2002      |
| 15     | 104.6 | 75.8  | 0.0 | 87.5  | 0.0 | 84.1  | 85.2  | 91.3  | 80.2  | 82.0  | 54.9  | 0.0 | 2003      |
| 16     | 99.5  | 81.2  | 0.0 | 86.3  | 0.0 | 85.0  | 84.8  | 88.3  | 78.5  | 87.6  | 58.8  | 0.0 | 2004      |
| 12年度   | 101.0 | 99.1  | 0.0 | 98.8  | 0.0 | 98.2  | 96.8  | 100.4 | 99.4  | 99.7  | 99.6  | 0.0 | F.Y. 2000 |
| 13     | 115.0 | 90.1  | 0.0 | 100.3 | 0.0 | 94.2  | 108.0 | 99.5  | 98.4  | 96.8  | 90.7  | 0.0 | 2001      |
| 14     | 106.7 | 79.2  | 0.0 | 91.7  | 0.0 | 83.2  | 101.4 | 91.4  | 86.0  | 75.8  | 67.0  | 0.0 | 2002      |
| 15     | 103.7 | 76.5  | 0.0 | 86.8  | 0.0 | 84.1  | 84.0  | 90.4  | 78.5  | 84.3  | 52.4  | 0.0 | 2003      |
| 16     | 100.5 | 80.6  | 0.0 | 86.6  | 0.0 | 86.2  | 84.8  | 88.1  | 79.8  | 88.7  | 61.6  | 0.0 | 2004      |
| 16年 1月 | 102.3 | 75.9  | 0.0 | 79.4  | 0.0 | 82.7  | 60.4  | 89.6  | 81.0  | 94.2  | 54.1  | 0.0 | Jan. 2004 |
| 2      | 101.8 | 77.8  | 0.0 | 82.4  | 0.0 | 87.3  | 66.5  | 89.3  | 81.9  | 91.9  | 52.5  | 0.0 | Feb.      |
| 3      | 101.6 | 79.7  | 0.0 | 82.0  | 0.0 | 85.1  | 68.5  | 88.7  | 73.1  | 78.4  | 47.9  | 0.0 | Mar.      |
| 4      | 101.1 | 81.6  | 0.0 | 84.0  | 0.0 | 85.0  | 77.2  | 87.8  | 75.5  | 76.3  | 53.2  | 0.0 | Apr.      |
| 5      | 101.7 | 81.8  | 0.0 | 85.6  | 0.0 | 81.3  | 86.5  | 88.0  | 76.8  | 77.0  | 57.2  | 0.0 | May.      |
| 6      | 98.3  | 80.8  | 0.0 | 88.8  | 0.0 | 79.2  | 99.0  | 88.9  | 63.7  | 82.7  | 63.7  | 0.0 | Jun.      |
| 7      | 97.3  | 84.1  | 0.0 | 89.7  | 0.0 | 79.5  | 103.8 | 87.6  | 80.8  | 89.7  | 70.9  | 0.0 | Jul.      |
| 8      | 90.3  | 80.8  | 0.0 | 92.8  | 0.0 | 85.1  | 109.0 | 87.6  | 78.5  | 85.4  | 65.3  | 0.0 | Aug.      |
| 9      | 91.9  | 80.8  | 0.0 | 92.3  | 0.0 | 88.9  | 101.9 | 88.4  | 74.9  | 84.6  | 56.1  | 0.0 | Sep.      |
| 10     | 99.1  | 82.7  | 0.0 | 90.8  | 0.0 | 90.3  | 93.1  | 89.6  | 77.6  | 91.9  | 57.8  | 0.0 | Oct.      |
| 11     | 102.4 | 83.7  | 0.0 | 86.8  | 0.0 | 88.3  | 82.3  | 88.7  | 81.6  | 104.0 | 60.4  | 0.0 | Nov.      |
| 12     | 106.1 | 84.9  | 0.0 | 81.4  | 0.0 | 86.9  | 69.1  | 85.6  | 81.8  | 95.2  | 66.5  | 0.0 | Dec.      |
| 17年 1月 | 104.3 | 77.8  | 0.0 | 81.3  | 0.0 | 89.3  | 64.0  | 87.1  | 85.7  | 99.0  | 65.3  | 0.0 | Jan. 2005 |
| 2      | 106.6 | 76.9  |     |       |     |       |       |       |       |       |       |     |           |



5. 業種別及び特殊分類別指数 5. Indices by Industry and by Use of Goods

(4)-2 生産者製品在庫指数(平均) (4)-2 Indices of Producer's Inventory of Finished Goods (Average)

| 分類コード<br>時系列 | 特殊産業機                        | 風水力機械・油圧機器                              | 運搬機械                | 産業用ロボット           | 農業用機械                  | 金属工作機                   | 金属加工機                   | 繊維機械              | 事務用機械            | 冷凍機・同応用品                              | 金型             | 機械工具               |
|--------------|------------------------------|---|---------------------|-------------------|------------------------|-------------------------|-------------------------|-------------------|------------------|---------------------------------------|----------------|--------------------|
|              | Special industrial machinery | Fans, pumps and oil hydraulic equipment | Conveying machinery | Industrial robots | Agricultural machinery | Metal cutting machinery | Metal forming machinery | Textile machinery | Office machinery | Refrigerating machines and appliances | Molds and dies | Tools for machines |
|              | 25                           | 26                                      | 27                  | 28                | 29                     | 30                      | 31                      | 32                | 33               | 34                                    | 35             | 36                 |

| 原指数    |       |       |     |     |       |       |       |       |       |       |     |       |
|--------|-------|-------|-----|-----|-------|-------|-------|-------|-------|-------|-----|-------|
| 12年    | 100.0 | 100.0 | 0.0 | 0.0 | 100.0 | 100.0 | 100.0 | 100.0 | 100.0 | 100.0 | 0.0 | 100.0 |
| 13     | 98.1  | 104.9 | 0.0 | 0.0 | 93.6  | 103.9 | 116.8 | 110.3 | 96.9  | 102.6 | 0.0 | 96.2  |
| 14     | 92.3  | 110.0 | 0.0 | 0.0 | 82.8  | 95.2  | 95.5  | 71.0  | 85.8  | 103.4 | 0.0 | 84.0  |
| 15     | 84.5  | 114.6 | 0.0 | 0.0 | 73.1  | 88.6  | 115.0 | 81.7  | 79.3  | 86.8  | 0.0 | 76.5  |
| 16     | 79.9  | 115.8 | 0.0 | 0.0 | 62.4  | 88.3  | 112.0 | 68.3  | 84.0  | 76.8  | 0.0 | 74.6  |
| 12年度   | 98.4  | 98.5  | 0.0 | 0.0 | 100.7 | 98.7  | 105.2 | 100.5 | 99.6  | 100.2 | 0.0 | 97.1  |
| 13     | 98.7  | 106.5 | 0.0 | 0.0 | 91.4  | 103.5 | 116.3 | 110.2 | 92.0  | 105.6 | 0.0 | 95.2  |
| 14     | 89.3  | 111.2 | 0.0 | 0.0 | 79.8  | 93.8  | 96.3  | 66.6  | 86.0  | 98.7  | 0.0 | 81.4  |
| 15     | 83.5  | 116.1 | 0.0 | 0.0 | 70.7  | 85.5  | 119.5 | 79.1  | 80.3  | 81.6  | 0.0 | 75.0  |
| 16     | 79.0  | 115.6 | 0.0 | 0.0 | 62.1  | 93.3  | 102.2 | 62.4  | 85.9  | 79.8  | 0.0 | 74.7  |
| 16年 1月 | 84.0  | 122.9 | 0.0 | 0.0 | 68.9  | 86.7  | 143.2 | 78.1  | 87.9  | 82.0  | 0.0 | 74.4  |
| 2      | 85.0  | 124.8 | 0.0 | 0.0 | 76.6  | 87.4  | 125.4 | 79.6  | 95.3  | 78.4  | 0.0 | 75.8  |
| 3      | 78.7  | 112.1 | 0.0 | 0.0 | 62.8  | 74.3  | 111.8 | 65.8  | 75.6  | 74.1  | 0.0 | 70.6  |
| 4      | 76.6  | 112.8 | 0.0 | 0.0 | 64.0  | 83.1  | 125.6 | 69.9  | 77.9  | 74.8  | 0.0 | 70.5  |
| 5      | 76.7  | 116.2 | 0.0 | 0.0 | 64.9  | 83.9  | 110.0 | 76.5  | 78.0  | 73.6  | 0.0 | 70.1  |
| 6      | 76.5  | 114.9 | 0.0 | 0.0 | 63.4  | 81.5  | 101.2 | 77.6  | 78.4  | 73.2  | 0.0 | 73.1  |
| 7      | 78.6  | 112.4 | 0.0 | 0.0 | 63.8  | 93.0  | 133.7 | 83.8  | 78.1  | 72.3  | 0.0 | 74.8  |
| 8      | 82.8  | 114.7 | 0.0 | 0.0 | 56.3  | 91.5  | 138.3 | 74.4  | 79.8  | 69.2  | 0.0 | 77.3  |
| 9      | 79.3  | 111.1 | 0.0 | 0.0 | 52.3  | 83.4  | 76.1  | 64.7  | 83.4  | 74.0  | 0.0 | 76.0  |
| 10     | 80.3  | 112.2 | 0.0 | 0.0 | 56.1  | 92.7  | 85.1  | 51.6  | 89.5  | 79.5  | 0.0 | 76.7  |
| 11     | 79.0  | 116.4 | 0.0 | 0.0 | 57.7  | 101.4 | 95.6  | 48.8  | 97.0  | 86.0  | 0.0 | 77.8  |
| 12     | 80.8  | 118.7 | 0.0 | 0.0 | 62.3  | 100.2 | 98.4  | 49.0  | 87.0  | 84.1  | 0.0 | 78.4  |
| 17年 1月 | 79.9  | 122.2 | 0.0 | 0.0 | 69.3  | 104.6 | 89.3  | 50.2  | 90.1  | 94.6  | 0.0 | 77.2  |
| 2      | 81.5  | 123.3 | 0.0 | 0.0 | 73.6  | 109.5 | 84.6  | 52.7  | 100.2 | 93.6  | 0.0 | 73.7  |
| 3      | 76.0  | 111.8 | 0.0 | 0.0 | 61.9  | 95.3  | 89.0  | 49.5  | 91.9  | 83.0  | 0.0 | 70.6  |

| 季節調整済指数 |       |       |     |     |       |       |       |       |       |       |     |       |
|---------|-------|-------|-----|-----|-------|-------|-------|-------|-------|-------|-----|-------|
| 12年 1期  | 102.7 | 106.7 | 0.0 | 0.0 | 96.8  | 106.3 | 92.6  | 97.9  | 105.1 | 99.3  | 0.0 | 105.8 |
| 2       | 98.3  | 99.0  | 0.0 | 0.0 | 100.8 | 99.0  | 84.7  | 98.5  | 96.1  | 100.9 | 0.0 | 101.1 |
| 3       | 99.4  | 96.7  | 0.0 | 0.0 | 99.4  | 95.7  | 111.8 | 103.5 | 94.4  | 100.1 | 0.0 | 97.5  |
| 4       | 99.4  | 97.3  | 0.0 | 0.0 | 102.9 | 98.5  | 107.7 | 99.8  | 104.3 | 99.9  | 0.0 | 95.6  |
| 13年 1期  | 96.3  | 101.0 | 0.0 | 0.0 | 100.3 | 101.4 | 115.7 | 100.2 | 103.9 | 99.8  | 0.0 | 94.5  |
| 2       | 98.6  | 103.1 | 0.0 | 0.0 | 94.9  | 104.0 | 125.7 | 120.7 | 102.4 | 99.1  | 0.0 | 96.5  |
| 3       | 99.8  | 107.4 | 0.0 | 0.0 | 88.1  | 105.3 | 107.7 | 111.1 | 90.4  | 101.4 | 0.0 | 97.9  |
| 4       | 97.5  | 108.1 | 0.0 | 0.0 | 91.9  | 104.9 | 117.8 | 110.1 | 91.6  | 109.9 | 0.0 | 95.8  |
| 14年 1期  | 98.9  | 107.3 | 0.0 | 0.0 | 91.2  | 99.9  | 113.9 | 99.1  | 83.7  | 111.1 | 0.0 | 90.5  |
| 2       | 92.0  | 109.8 | 0.0 | 0.0 | 86.7  | 93.0  | 103.7 | 67.4  | 88.9  | 103.7 | 0.0 | 84.8  |
| 3       | 88.5  | 111.9 | 0.0 | 0.0 | 78.5  | 93.6  | 91.8  | 53.4  | 89.7  | 100.2 | 0.0 | 81.8  |
| 4       | 90.1  | 111.3 | 0.0 | 0.0 | 74.3  | 94.4  | 79.9  | 62.4  | 80.6  | 97.8  | 0.0 | 78.9  |
| 15年 1期  | 86.8  | 111.7 | 0.0 | 0.0 | 78.1  | 94.2  | 110.0 | 79.6  | 85.0  | 92.1  | 0.0 | 80.0  |
| 2       | 86.4  | 112.8 | 0.0 | 0.0 | 74.4  | 88.4  | 100.0 | 85.7  | 76.7  | 87.3  | 0.0 | 78.2  |
| 3       | 83.0  | 114.7 | 0.0 | 0.0 | 73.4  | 88.3  | 126.0 | 84.7  | 79.9  | 86.7  | 0.0 | 74.1  |
| 4       | 82.0  | 119.0 | 0.0 | 0.0 | 66.2  | 83.8  | 118.7 | 77.6  | 75.0  | 80.7  | 0.0 | 73.9  |
| 16年 1期  | 82.5  | 118.2 | 0.0 | 0.0 | 67.8  | 82.2  | 130.3 | 70.3  | 87.6  | 73.8  | 0.0 | 73.7  |
| 2       | 79.9  | 117.5 | 0.0 | 0.0 | 63.9  | 85.6  | 118.8 | 77.1  | 79.6  | 76.8  | 0.0 | 73.3  |
| 3       | 79.7  | 112.7 | 0.0 | 0.0 | 56.8  | 90.0  | 107.0 | 78.6  | 79.8  | 76.3  | 0.0 | 74.9  |
| 4       | 77.4  | 114.8 | 0.0 | 0.0 | 61.4  | 95.1  | 92.4  | 48.6  | 89.9  | 80.1  | 0.0 | 76.6  |
| 17年 1期  | 79.1  | 117.4 | 0.0 | 0.0 | 66.8  | 102.5 | 91.0  | 48.2  | 96.1  | 85.3  | 0.0 | 73.9  |
| 16年 1月  | 83.0  | 119.3 | 0.0 | 0.0 | 66.8  | 81.3  | 126.8 | 69.9  | 86.2  | 75.1  | 0.0 | 73.6  |
| 2       | 82.9  | 116.4 | 0.0 | 0.0 | 67.7  | 82.4  | 134.0 | 71.2  | 89.7  | 72.1  | 0.0 | 74.7  |
| 3       | 81.6  | 118.8 | 0.0 | 0.0 | 69.0  | 82.9  | 130.0 | 69.9  | 87.0  | 74.3  | 0.0 | 72.7  |
| 4       | 80.2  | 117.9 | 0.0 | 0.0 | 66.5  | 89.4  | 129.9 | 75.3  | 85.0  | 76.7  | 0.0 | 72.8  |
| 5       | 80.3  | 118.3 | 0.0 | 0.0 | 65.0  | 86.6  | 124.9 | 76.9  | 79.8  | 76.7  | 0.0 | 72.7  |
| 6       | 79.3  | 116.2 | 0.0 | 0.0 | 60.3  | 80.8  | 101.7 | 79.2  | 74.1  | 71.1  | 0.0 | 74.3  |
| 7       | 81.0  | 112.0 | 0.0 | 0.0 | 57.2  | 90.7  | 119.0 | 83.6  | 70.2  | 76.0  | 0.0 | 73.7  |
| 8       | 79.6  | 112.3 | 0.0 | 0.0 | 55.1  | 89.4  | 112.2 | 78.4  | 78.6  | 75.2  | 0.0 | 75.3  |
| 9       | 78.5  | 113.7 | 0.0 | 0.0 | 58.0  | 89.8  | 89.7  | 73.8  | 90.6  | 77.7  | 0.0 | 75.7  |
| 10      | 78.4  | 113.7 | 0.0 | 0.0 | 57.8  | 92.7  | 86.6  | 53.7  | 88.8  | 77.9  | 0.0 | 74.8  |
| 11      | 77.0  | 114.8 | 0.0 | 0.0 | 59.3  | 95.6  | 90.2  | 47.4  | 96.6  | 82.2  | 0.0 | 77.5  |
| 12      | 76.8  | 116.0 | 0.0 | 0.0 | 67.2  | 97.0  | 100.4 | 44.6  | 84.2  | 80.1  | 0.0 | 77.4  |
| 17年 1月  | 79.0  | 118.6 | 0.0 | 0.0 | 67.2  | 98.1  | 79.1  | 44.9  | 88.3  | 86.6  | 0.0 | 76.4  |
| 2       | 79.5  | 115.0 | 0.0 | 0.0 | 65.1  | 103.2 | 90.4  | 47.1  | 94.3  | 86.0  | 0.0 | 72.7  |
| 3       | 78.8  | 118.5 | 0.0 | 0.0 | 68.1  | 106.3 | 103.5 | 52.6  | 105.8 | 83.2  | 0.0 | 72.7  |

5. 業種別及び特殊分類別指数 5. Indices by Industry and by Use of Goods

(4)-2 生産者製品在庫指数(平均) (4)-2 Indices of Producer's Inventory of Finished Goods (Average)

| 分類コード<br>時系列 | その他の一般機械                   | 一般機械器具部品                      | 電気機械工業               | 回転電気機械                        | 静止電気機械                          | 開閉制御装置・機器         | 民生用電気機械                        | 配線・照明器具                       | 電子装置                            | 電気計測器                            | 電池        | 情報通信機械工業  | Industry Code |
|--------------|----------------------------|-------------------------------|----------------------|-------------------------------|---------------------------------|-------------------|--------------------------------|-------------------------------|---------------------------------|----------------------------------|-----------|---|---------------|
|              | Other industrial machinery | Parts of industrial machinery | Electrical machinery | Electrical rotating machinery | Electrical stationary machinery | Switching devices | Household electrical machinery | Wiring devices and luminaries | Associated electronic equipment | Electrical measuring instruments | Batteries | Information and communication electronics equipment |               |
|              | 37                         | 38                            | 39                   | 40                            | 41                              | 42                | 43                             | 44                            | 45                              | 46                               | 47        | 48  |               |

| Original Index |       |       |       |     |       |     |       |       |     |     |       |       |           |
|----------------|-------|-------|-------|-----|-------|-----|-------|-------|-----|-----|-------|-------|-----------|
| 12年            | 100.0 | 100.0 | 100.0 | 0.0 | 100.0 | 0.0 | 100.0 | 100.0 | 0.0 | 0.0 | 100.0 | 100.0 | C.Y. 2000 |
| 13             | 93.1  | 110.3 | 97.9  | 0.0 | 92.7  | 0.0 | 93.0  | 106.4 | 0.0 | 0.0 | 99.8  | 93.8  | 2001      |
| 14             | 86.5  | 91.7  | 88.4  | 0.0 | 83.3  | 0.0 | 89.4  | 98.5  | 0.0 | 0.0 | 78.5  | 72.9  | 2002      |
| 15             | 73.0  | 85.9  | 83.9  | 0.0 | 73.2  | 0.0 | 79.6  | 94.6  | 0.0 | 0.0 | 83.3  | 73.7  | 2003      |
| 16             | 67.5  | 89.2  | 82.2  | 0.0 | 83.3  | 0.0 | 72.3  | 90.4  | 0.0 | 0.0 | 92.8  | 81.6  | 2004      |
| 12年度           | 92.7  | 104.1 | 98.7  | 0.0 | 95.7  | 0.0 | 96.2  | 101.9 | 0.0 | 0.0 | 100.7 | 98.7  | F.Y. 2000 |
| 13             | 92.9  | 106.9 | 96.2  | 0.0 | 92.3  | 0.0 | 93.0  | 104.3 | 0.0 | 0.0 | 95.4  | 90.5  | 2001      |
| 14             | 84.7  | 90.8  | 86.5  | 0.0 | 78.0  | 0.0 | 86.5  | 98.6  | 0.0 | 0.0 | 77.1  | 72.6  | 2002      |
| 15             | 71.2  | 83.6  | 83.1  | 0.0 | 76.8  | 0.0 | 77.0  | 92.2  | 0.0 | 0.0 | 86.9  | 74.1  | 2003      |
| 16             | 65.4  | 92.3  | 82.0  | 0.0 | 82.2  | 0.0 | 71.5  | 90.7  | 0.0 | 0.0 | 93.3  | 82.1  | 2004      |
| 16年 1月         | 74.4  | 82.4  | 85.0  | 0.0 | 83.6  | 0.0 | 77.6  | 91.3  | 0.0 | 0.0 | 92.9  | 73.9  | Jan. 2004 |
| 2              | 79.3  | 83.4  | 85.7  | 0.0 | 81.0  | 0.0 | 80.5  | 91.1  | 0.0 | 0.0 | 90.9  | 81.6  | Feb.      |
| 3              | 66.6  | 84.5  | 75.5  | 0.0 | 81.6  | 0.0 | 67.6  | 82.1  | 0.0 | 0.0 | 83.7  | 77.4  | Mar.      |
| 4              | 69.9  | 87.5  | 84.6  | 0.0 | 81.2  | 0.0 | 84.2  | 83.3  | 0.0 | 0.0 | 86.4  | 76.0  | Apr.      |
| 5              | 74.6  | 88.5  | 90.4  | 0.0 | 83.2  | 0.0 | 89.7  | 86.4  | 0.0 | 0.0 | 95.6  | 92.9  | May.      |
| 6              | 78.0  | 90.9  | 89.1  | 0.0 | 87.0  | 0.0 | 82.6  | 90.4  | 0.0 | 0.0 | 99.6  | 87.8  | Jun.      |
| 7              | 73.2  | 91.0  | 82.9  | 0.0 | 90.8  | 0.0 | 66.6  | 93.4  | 0.0 | 0.0 | 102.6 | 92.1  | Jul.      |
| 8              | 70.7  | 90.4  | 79.9  | 0.0 | 89.4  | 0.0 | 63.1  | 94.4  | 0.0 | 0.0 | 96.8  | 93.1  | Aug.      |
| 9              | 62.3  | 90.6  | 75.2  | 0.0 | 86.1  | 0.0 | 59.1  | 94.2  | 0.0 | 0.0 | 87.1  | 79.3  | Sep.      |
| 10             | 58.5  | 90.0  | 80.1  | 0.0 | 80.6  | 0.0 | 64.8  | 96.5  | 0.0 | 0.0 | 93.6  | 79.1  |           |

5. 業種別及び特殊分類別指数 5. Indices by Industry and by Use of Goods  
(4)-2 生産者製品在庫指数(平均) (4)-2 Indices of Producer's Inventory of Finished Goods (Average)

| 分類コード<br>時系列 | 通信機械 | 民生用電子機械 | 電子計算機 | 電子部品・デバイス工業 | 電子部品 | 半導体素子 | 集積回路  | 半導体部品 | 輸送機械工業 | 輸送機械工業(除船舶・鉄道車両) | 乗用車   | バス   |
|--------------|------|---------|-------|-------------|------|-------|-------|-------|--------|------------------|-------|------|
|              | 49   | 50      | 51    | 52          | 53   | 54    | 55    | 56    | 57     | 58               | 59    | 60   |
| ウェイト         | 0.0  | 210.7   | 0.0   | 502.4       | 85.2 | 93.1  | 324.1 | 0.0   | 791.7  | 791.7            | 512.5 | 19.4 |

原指数

|        |     |       |     |       |       |       |       |     |       |       |       |       |
|--------|-----|-------|-----|-------|-------|-------|-------|-----|-------|-------|-------|-------|
| 12年    | 0.0 | 100.0 | 0.0 | 100.0 | 100.0 | 100.0 | 100.0 | 0.0 | 100.0 | 100.0 | 100.0 | 100.0 |
| 13     | 0.0 | 93.8  | 0.0 | 127.8 | 126.5 | 103.0 | 135.2 | 0.0 | 100.3 | 100.3 | 100.3 | 116.3 |
| 14     | 0.0 | 72.9  | 0.0 | 97.1  | 113.7 | 74.7  | 99.1  | 0.0 | 97.5  | 97.5  | 104.6 | 133.7 |
| 15     | 0.0 | 73.7  | 0.0 | 94.1  | 115.6 | 68.9  | 95.7  | 0.0 | 100.9 | 100.9 | 111.8 | 150.4 |
| 16     | 0.0 | 81.6  | 0.0 | 115.4 | 187.1 | 78.2  | 107.3 | 0.0 | 102.8 | 102.8 | 112.6 | 151.0 |
| 12年度   | 0.0 | 98.7  | 0.0 | 110.8 | 107.0 | 104.6 | 113.5 | 0.0 | 98.6  | 98.6  | 98.3  | 100.8 |
| 13     | 0.0 | 90.5  | 0.0 | 117.7 | 122.8 | 95.0  | 122.9 | 0.0 | 100.8 | 100.8 | 101.6 | 119.3 |
| 14     | 0.0 | 72.6  | 0.0 | 98.4  | 114.2 | 72.5  | 101.6 | 0.0 | 98.7  | 98.7  | 108.5 | 139.2 |
| 15     | 0.0 | 74.1  | 0.0 | 95.1  | 127.2 | 69.4  | 94.1  | 0.0 | 97.5  | 97.5  | 106.4 | 154.8 |
| 16     | 0.0 | 82.1  | 0.0 | 118.2 | 197.2 | 79.0  | 108.8 | 0.0 | 106.6 | 106.6 | 116.8 | 148.2 |
| 16年 1月 | 0.0 | 73.9  | 0.0 | 100.2 | 147.2 | 68.7  | 96.9  | 0.0 | 105.4 | 105.4 | 108.4 | 189.1 |
| 2      | 0.0 | 81.6  | 0.0 | 106.5 | 165.7 | 71.1  | 101.1 | 0.0 | 103.0 | 103.0 | 111.4 | 194.7 |
| 3      | 0.0 | 77.4  | 0.0 | 103.1 | 152.4 | 77.2  | 97.5  | 0.0 | 77.4  | 77.4  | 81.8  | 133.0 |
| 4      | 0.0 | 76.0  | 0.0 | 111.2 | 172.4 | 75.6  | 105.3 | 0.0 | 98.7  | 98.7  | 113.4 | 125.3 |
| 5      | 0.0 | 92.9  | 0.0 | 113.7 | 193.2 | 78.3  | 103.0 | 0.0 | 92.8  | 92.8  | 101.8 | 141.6 |
| 6      | 0.0 | 87.8  | 0.0 | 120.7 | 189.2 | 82.4  | 113.8 | 0.0 | 106.7 | 106.7 | 120.4 | 154.5 |
| 7      | 0.0 | 92.1  | 0.0 | 121.8 | 199.1 | 83.6  | 112.5 | 0.0 | 103.5 | 103.5 | 114.1 | 152.6 |
| 8      | 0.0 | 93.1  | 0.0 | 126.9 | 203.8 | 84.9  | 118.7 | 0.0 | 104.5 | 104.5 | 117.2 | 140.8 |
| 9      | 0.0 | 79.3  | 0.0 | 114.2 | 201.0 | 78.4  | 101.7 | 0.0 | 109.0 | 109.0 | 122.8 | 141.5 |
| 10     | 0.0 | 79.1  | 0.0 | 119.4 | 197.0 | 77.9  | 111.0 | 0.0 | 118.9 | 118.9 | 134.2 | 134.3 |
| 11     | 0.0 | 82.0  | 0.0 | 127.3 | 214.7 | 81.2  | 117.5 | 0.0 | 121.2 | 121.2 | 131.9 | 157.8 |
| 12     | 0.0 | 64.3  | 0.0 | 119.8 | 209.2 | 78.8  | 108.0 | 0.0 | 92.2  | 92.2  | 93.3  | 147.1 |
| 17年 1月 | 0.0 | 83.1  | 0.0 | 120.1 | 218.3 | 78.5  | 106.2 | 0.0 | 116.7 | 116.7 | 121.9 | 167.4 |
| 2      | 0.0 | 84.5  | 0.0 | 117.8 | 199.1 | 76.0  | 108.4 | 0.0 | 119.7 | 119.7 | 129.5 | 193.1 |
| 3      | 0.0 | 71.5  | 0.0 | 106.0 | 169.2 | 72.0  | 99.2  | 0.0 | 95.4  | 95.4  | 100.7 | 122.5 |

季節調整済指数

|        |     |       |     |       |       |       |       |     |       |       |       |       |
|--------|-----|-------|-----|-------|-------|-------|-------|-----|-------|-------|-------|-------|
| 12年 1期 | 0.0 | 98.7  | 0.0 | 91.7  | 96.5  | 92.3  | 90.2  | 0.0 | 104.4 | 104.4 | 104.6 | 103.8 |
| 2      | 0.0 | 99.8  | 0.0 | 93.4  | 98.5  | 96.1  | 91.5  | 0.0 | 99.8  | 99.8  | 99.6  | 99.6  |
| 3      | 0.0 | 100.7 | 0.0 | 100.2 | 94.5  | 102.8 | 100.9 | 0.0 | 99.1  | 99.1  | 101.2 | 96.7  |
| 4      | 0.0 | 101.1 | 0.0 | 115.5 | 111.9 | 108.7 | 118.6 | 0.0 | 97.3  | 97.3  | 96.2  | 98.8  |
| 13年 1期 | 0.0 | 93.4  | 0.0 | 134.2 | 124.6 | 110.5 | 143.2 | 0.0 | 98.2  | 98.2  | 96.6  | 108.5 |
| 2      | 0.0 | 95.8  | 0.0 | 139.5 | 133.5 | 109.6 | 149.6 | 0.0 | 103.3 | 103.3 | 104.2 | 124.9 |
| 3      | 0.0 | 95.8  | 0.0 | 126.2 | 127.8 | 102.1 | 132.6 | 0.0 | 103.2 | 103.2 | 104.9 | 116.9 |
| 4      | 0.0 | 89.4  | 0.0 | 110.8 | 120.7 | 89.8  | 114.7 | 0.0 | 97.5  | 97.5  | 96.3  | 116.9 |
| 14年 1期 | 0.0 | 80.1  | 0.0 | 93.6  | 108.3 | 78.7  | 94.0  | 0.0 | 98.9  | 98.9  | 100.8 | 121.0 |
| 2      | 0.0 | 73.1  | 0.0 | 88.2  | 104.2 | 72.2  | 88.7  | 0.0 | 95.2  | 95.2  | 99.5  | 124.6 |
| 3      | 0.0 | 66.6  | 0.0 | 99.5  | 120.8 | 73.5  | 101.2 | 0.0 | 92.9  | 92.9  | 101.5 | 140.1 |
| 4      | 0.0 | 72.7  | 0.0 | 107.5 | 121.1 | 74.5  | 113.6 | 0.0 | 102.5 | 102.5 | 116.3 | 152.4 |
| 15年 1期 | 0.0 | 77.6  | 0.0 | 99.6  | 112.2 | 70.5  | 104.0 | 0.0 | 102.6 | 102.6 | 114.7 | 142.5 |
| 2      | 0.0 | 72.8  | 0.0 | 93.6  | 114.1 | 71.9  | 94.5  | 0.0 | 98.4  | 98.4  | 107.2 | 144.5 |
| 3      | 0.0 | 70.6  | 0.0 | 92.0  | 115.1 | 67.7  | 92.4  | 0.0 | 100.5 | 100.5 | 113.3 | 152.0 |
| 4      | 0.0 | 74.1  | 0.0 | 91.0  | 120.7 | 65.6  | 91.5  | 0.0 | 102.0 | 102.0 | 111.3 | 165.1 |
| 16年 1期 | 0.0 | 79.1  | 0.0 | 103.7 | 160.0 | 72.8  | 98.2  | 0.0 | 91.5  | 91.5  | 96.9  | 159.1 |
| 2      | 0.0 | 84.5  | 0.0 | 115.0 | 183.7 | 78.5  | 106.8 | 0.0 | 110.3 | 110.3 | 122.6 | 148.7 |
| 3      | 0.0 | 86.0  | 0.0 | 120.2 | 190.6 | 82.1  | 112.1 | 0.0 | 109.4 | 109.4 | 122.1 | 157.1 |
| 4      | 0.0 | 76.4  | 0.0 | 122.6 | 214.9 | 79.3  | 111.8 | 0.0 | 102.8 | 102.8 | 112.3 | 142.7 |
| 17年 1期 | 0.0 | 81.0  | 0.0 | 114.9 | 200.6 | 75.9  | 104.2 | 0.0 | 106.9 | 106.9 | 113.8 | 148.4 |
| 16年 1月 | 0.0 | 74.9  | 0.0 | 99.1  | 145.8 | 68.9  | 95.6  | 0.0 | 87.7  | 87.7  | 91.1  | 157.0 |
| 2      | 0.0 | 79.0  | 0.0 | 103.9 | 162.3 | 71.1  | 98.1  | 0.0 | 91.7  | 91.7  | 99.3  | 156.3 |
| 3      | 0.0 | 83.4  | 0.0 | 108.1 | 171.8 | 78.3  | 101.0 | 0.0 | 95.0  | 95.0  | 100.3 | 164.0 |
| 4      | 0.0 | 80.6  | 0.0 | 111.9 | 178.6 | 77.2  | 105.1 | 0.0 | 121.7 | 121.7 | 139.2 | 152.0 |
| 5      | 0.0 | 87.5  | 0.0 | 113.3 | 187.8 | 77.6  | 102.2 | 0.0 | 99.6  | 99.6  | 107.9 | 149.3 |
| 6      | 0.0 | 85.3  | 0.0 | 119.7 | 184.8 | 80.7  | 113.1 | 0.0 | 109.6 | 109.6 | 120.7 | 144.8 |
| 7      | 0.0 | 85.7  | 0.0 | 118.9 | 185.0 | 81.5  | 111.9 | 0.0 | 98.7  | 98.7  | 107.1 | 141.2 |
| 8      | 0.0 | 87.2  | 0.0 | 123.8 | 186.9 | 83.8  | 118.1 | 0.0 | 104.0 | 104.0 | 115.1 | 140.5 |
| 9      | 0.0 | 85.2  | 0.0 | 118.0 | 199.8 | 80.9  | 106.4 | 0.0 | 125.6 | 125.6 | 144.0 | 189.6 |
| 10     | 0.0 | 77.5  | 0.0 | 120.9 | 204.7 | 78.9  | 113.0 | 0.0 | 107.2 | 107.2 | 120.0 | 138.1 |
| 11     | 0.0 | 81.6  | 0.0 | 123.6 | 217.7 | 79.8  | 112.2 | 0.0 | 110.4 | 110.4 | 122.7 | 152.4 |
| 12     | 0.0 | 70.0  | 0.0 | 123.4 | 222.4 | 79.2  | 110.1 | 0.0 | 90.8  | 90.8  | 94.3  | 137.7 |
| 17年 1月 | 0.0 | 84.3  | 0.0 | 118.8 | 216.2 | 78.8  | 104.7 | 0.0 | 97.1  | 97.1  | 102.5 | 139.0 |
| 2      | 0.0 | 81.8  | 0.0 | 114.9 | 195.0 | 76.0  | 105.2 | 0.0 | 106.6 | 106.6 | 115.4 | 155.0 |
| 3      | 0.0 | 77.0  | 0.0 | 111.1 | 190.7 | 73.0  | 102.7 | 0.0 | 117.1 | 117.1 | 123.5 | 151.1 |

5. 業種別及び特殊分類別指数 5. Indices by Industry and by Use of Goods  
(4)-2 生産者製品在庫指数(平均) (4)-2 Indices of Producer's Inventory of Finished Goods (Average)

| 分類コード<br>時系列 | トラック  | 自動車部品 | 二輪自動車 | 産業車両 | 船舶・同機関 | (特)乗用車・バス・トラック | 精密機械工業 | 計測機器 | 光学機械・同部品 | 時計   | 窯業・土石製品工業 | ガラス・同製品 | Industries Code |
|--------------|-------|-------|-------|------|--------|----------------|--------|------|----------|------|-----------|---------|-----------------|
|              | 61    | 62    | 63    | 64   | 65     | 67             | 68     | 69   | 70       | 71   | 72        | 73      | Time series     |
| ウェイト         | 180.5 | 16.2  | 63.1  | 0.0  | 0.0    | 712.4          | 84.8   | 41.6 | 20.7     | 22.5 | 718.7     | 192.8   | Weight          |

Original Index

|        |       |       |       |     |     |       |       |       |       |       |       |       |           |
|--------|-------|-------|-------|-----|-----|-------|-------|-------|-------|-------|-------|-------|-----------|
| 12年    | 100.0 | 100.0 | 100.0 | 0.0 | 0.0 | 100.0 | 100.0 | 100.0 | 100.0 | 100.0 | 100.0 | 100.0 | C.Y. 2000 |
| 13     | 92.5  | 112.7 | 115.4 | 0.0 | 0.0 | 98.7  | 97.9  | 98.3  | 130.9 | 66.8  | 101.7 | 112.8 | 2001      |
| 14     | 76.0  | 107.3 | 88.0  | 0.0 | 0.0 | 98.1  | 89.4  | 92.0  | 121.7 | 54.7  | 93.1  | 102.3 | 2002      |
| 15     | 69.8  | 95.0  | 87.6  | 0.0 | 0.0 | 102.2 | 78.1  | 76.6  | 113.2 | 48.6  | 87.2  | 97.0  | 2003      |
| 16     | 78.2  | 93.2  | 81.1  | 0.0 | 0.0 | 104.9 | 70.2  | 77.0  | 90.1  | 39.5  | 81.3  | 90.2  | 2004      |
| 12年度   | 98.0  | 103.4 | 101.1 | 0.0 | 0.0 | 98.3  | 98.1  | 98.7  | 105.6 | 90.1  | 100.2 | 101.0 | F.Y. 2000 |
| 13     | 89.8  | 114.5 | 116.3 | 0.0 | 0.0 | 99.1  | 98.1  | 99.2  | 134.2 | 62.9  | 101.0 | 114.5 | 2001      |
| 14     | 70.7  | 101.3 | 86.6  | 0.0 | 0.0 | 99.8  | 84.5  | 86.7  | 116.9 | 50.7  | 90.3  | 97.2  | 2002      |
| 15     | 70.6  | 95.2  | 84.6  | 0.0 | 0.0 | 98.6  | 75.5  | 75.6  | 108.4 | 44.9  | 86.4  | 97.5  | 2003      |
| 16     | 83.0  | 90.8  | 83.1  | 0.0 | 0.0 | 109.1 | 69.0  | 77.0  | 86.0  | 38.7  | 80.3  | 89.3  | 2004      |
| 16年 1月 | 86.6  | 95.2  | 111.1 | 0.0 | 0.0 | 105.1 | 71.9  | 78.1  | 102.5 | 32.5  | 83.9  | 96.4  | Jan. 2004 |
| 2      | 76.1  | 77.8  | 90.1  | 0.0 | 0.0 | 104.7 | 70.7  | 76.7  | 96.5  | 36.0  | 82.7  | 96.9  | Feb.      |
| 3      | 55.2  | 96.7  | 83.0  | 0.0 | 0.0 | 76.5  | 68.8  | 72.6  | 90.8  | 41.3  | 82.0  | 96.6  | Mar.      |
| 4      | 66.6  | 101.3 | 62.6  | 0.0 | 0.0 | 101.9 | 70.2  | 75.6  | 91.2  | 40.9  | 81.2  | 93.5  | Apr.      |
| 5      | 70.2  | 105.5 | 66.5  | 0.0 | 0.0 | 94.9  | 73.1  | 76.9  | 91.2  | 49.3  | 82.7  | 95.3  | May.      |
| 6      | 78.2  | 102.4 | 63.2  | 0.0 | 0.0 | 110.6 | 74.0  | 76.2  | 92.4  | 53.1  | 82.1  | 91.0  | Jun.      |
| 7      | 79.6  | 98.6  | 70.9  | 0.0 | 0.0 | 106.4 | 74.2  | 77.3  | 92.2  | 52.1  | 81.6  | 88.5  | Jul.      |
| 8      | 77.0  | 89.4  | 72.9  | 0.0 | 0.0 | 107.7 | 72.0  | 76.4  | 92.5  | 45.1  | 81.4  | 88.8  | Aug.      |
| 9      | 79.9  | 90.7  | 74.5  | 0.0 | 0.0 | 112.5 | 65.4  | 73.0  | 86.2  | 32.1  | 79.4  | 83.4  | Sep.      |
| 10     | 88.8  | 89.2  | 83.7  | 0.0 | 0.0 | 122.7 | 66.2  | 77.9  | 82.1  | 30.0  | 80.6  | 84.3  | Oct.      |
| 11     | 96.4  | 84.7  | 103.8 | 0.0 | 0.0 | 123.6 | 69.5  | 82.0  | 81.3  | 35.4  | 79.3  | 83.6  | Nov.      |
| 12     | 84.3  | 86.3  | 91.4  | 0.0 | 0.0 | 92.5  | 66.6  | 80.8  | 82.3  | 25.9  | 78.2  | 84.0  | Dec.      |
| 17年 1月 | 104.7 | 73.6  | 104.6 | 0.0 | 0.0 | 118.8 | 67.5  | 82.2  | 80.3  | 28.6  | 79.1  | 90.1  | Jan. 2005 |
| 2      | 93.4  | 77.8  | 104.1 | 0.0 | 0.0 | 122.1 | 66.9  | 77.2  | 80.8  | 35.0  | 79.3  | 94.0  | Feb.      |
| 3      | 76.9  | 90.4  | 98.5  | 0.0 | 0.0 | 95.3  | 62.6  | 68.2  | 79.6  | 36.7  | 78.8  | 94.9  | Mar.      |

Seasonal Adjustment Index

|        |       |       |       |     |     |       |       |       |      |       |       |       |         |
|--------|-------|-------|-------|-----|-----|-------|-------|-------|------|-------|-------|-------|---------|
| 12年 1期 | 104.2 | 89.1  | 101.7 | 0.0 | 0.0 | 104.8 | 106.0 | 101.5 | 98.0 | 121.3 | 100.5 | 101.8 | Q1 2000 |
| 2      | 100.6 | 97.2  | 98.1  | 0.0 | 0.0 | 99.9  | 101.8 | 102.1 | 96.4 | 104.6 | 100.2 | 99.8  | Q2      |
| 3      | 96.1  | 107.0 | 92.8  | 0.0 | 0.0 | 99.3  | 97.   |       |      |       |       |       |         |

5. 業種別及び特殊分類別指数 5. Indices by Industry and by Use of Goods

(4)-2 生産者製品在庫指数(平均) (4)-2 Indices of Producer's Inventory of Finished Goods (Average)

Table with 13 columns: 分 類コード, セメント・同製品, 陶磁器・ファインセラミックス, その他の窯業・土石製品, 化学工業, 化学工業(除.医薬品), 化学肥料, ソーダ工業製品, 無機薬品・顔料・触媒, 高圧ガス, 石油系芳香族, 環式中間物・合成染料, 有機薬品. Includes a 'Weight' row at the bottom.

Table showing 'Original Index' (原指数) for years 12, 13, 14, 15, 16, 17. Rows include 12年, 12年度, 16年 (1-12 months), and 17年 (1-3 months).

Table showing 'Seasonal Adjustment Index' (季節調整済指数) for years 12, 13, 14, 15, 16, 17. Rows include 12年 (1-4 quarters), 13年 (1-4 quarters), 14年 (1-4 quarters), 15年 (1-4 quarters), 16年 (1-4 quarters), and 17年 (1-3 months).

5. 業種別及び特殊分類別指数 5. Indices by Industry and by Use of Goods

(4)-2 生産者製品在庫指数(平均) (4)-2 Indices of Producer's Inventory of Finished Goods (Average)

Table with 19 columns: プラスチック, 合成ゴム, 感光材料, 石けん・合成洗剤・界面活性剤, 化粧品, 塗料・印刷インキ, (特 掲: 石油化学製品), 石油・石炭製品工業, 石油製品, 石炭製品, プラスチック製品工業, ハルブ・紙・紙加工品工業, Industries Code, Time series. Includes a 'Weight' row at the bottom.

Table showing 'Original Index' (Original Index) for years 2000, 2001, 2002, 2003, 2004. Rows include 2000 C.Y., 2000-2004 F.Y., and 2004-2005 (Jan-Mar).

Table showing 'Seasonal Adjustment Index' (Seasonal Adjustment Index) for years 2000, 2001, 2002, 2003, 2004, 2005. Rows include 2000-2004 (Q1-Q4) and 2005 (Q1-Mar).

5. 業種別及び特殊分類別指数 5. Indices by Industry and by Use of Goods  
 (4)-2 生産者製品在庫指数(平均) (4)-2 Indices of Producer's Inventory of Finished Goods (Average)

| 分類コード   | 業種別及び特殊分類別 |       |            |                               |          |                 |           |               |                                |         |                        | 食料品・たばこ工業         |
|---------|------------|-------|------------|-------------------------------|----------|-----------------|-----------|---------------|--------------------------------|---------|------------------------|-------------------|
|         | パルプ        | 紙     | 板紙         | 紙加工品                          | 繊維工業     | 化学繊維            | 紡績        | 織物            | 染色整理                           | 衣類      | その他の繊維製品               |                   |
| 時系列     | Pulp       | Paper | Paperboard | Converted and processed paper | Textiles | Man-made fibers | Spun yarn | Woven fabrics | Dyeing and finishing processes | Clothes | Other textile products | Foods and tobacco |
| ウェイト    | 99         | 100   | 101        | 102                           | 103      | 104             | 105       | 106           | 107                            | 108     | 109                    | 110               |
| 原指数     | 15.3       | 244.7 | 58.6       | 5.8                           | 552.2    | 83.9            | 44.4      | 106.0         | 31.1                           | 213.7   | 73.1                   | 544.8             |
| 12年     | 100.0      | 100.0 | 100.0      | 100.0                         | 100.0    | 100.0           | 100.0     | 100.0         | 100.0                          | 100.0   | 100.0                  | 100.0             |
| 13      | 116.1      | 104.4 | 108.4      | 101.3                         | 95.5     | 105.8           | 86.5      | 93.8          | 90.2                           | 95.5    | 94.1                   | 99.4              |
| 14      | 110.9      | 99.8  | 92.3       | 105.3                         | 86.0     | 95.4            | 78.6      | 85.8          | 79.4                           | 85.3    | 85.0                   | 93.3              |
| 15      | 110.5      | 100.6 | 92.3       | 103.6                         | 78.0     | 86.7            | 63.1      | 76.1          | 75.2                           | 79.5    | 76.7                   | 91.7              |
| 16      | 120.5      | 102.8 | 88.9       | 100.7                         | 73.5     | 78.8            | 56.7      | 69.3          | 71.0                           | 77.1    | 74.0                   | 91.2              |
| 12年度    | 103.0      | 101.5 | 101.7      | 100.1                         | 98.7     | 102.0           | 96.9      | 98.3          | 97.4                           | 98.3    | 98.3                   | 100.5             |
| 13      | 118.7      | 103.8 | 104.5      | 102.6                         | 94.3     | 105.4           | 84.7      | 92.9          | 87.7                           | 94.1    | 92.6                   | 99.0              |
| 14      | 107.3      | 99.1  | 92.7       | 105.6                         | 83.3     | 92.5            | 73.8      | 83.3          | 77.7                           | 82.9    | 82.4                   | 92.3              |
| 15      | 116.1      | 101.7 | 91.0       | 102.0                         | 76.7     | 83.7            | 62.3      | 74.0          | 74.5                           | 78.9    | 76.0                   | 90.8              |
| 16      | 119.6      | 103.8 | 88.5       | 101.4                         | 72.6     | 77.6            | 55.0      | 67.8          | 70.2                           | 76.8    | 73.0                   | 94.6              |
| 16年 1月  | 127.0      | 103.2 | 89.3       | 98.5                          | 77.7     | 84.2            | 62.5      | 70.3          | 73.8                           | 83.9    | 73.4                   | 81.7              |
| 2       | 138.1      | 104.5 | 92.7       | 97.5                          | 76.3     | 82.7            | 63.0      | 70.1          | 74.0                           | 81.0    | 73.5                   | 85.5              |
| 3       | 147.6      | 99.4  | 89.6       | 96.7                          | 72.8     | 73.1            | 62.5      | 69.8          | 71.6                           | 76.5    | 72.7                   | 86.9              |
| 4       | 122.4      | 98.7  | 86.1       | 101.3                         | 71.9     | 75.2            | 59.2      | 70.1          | 70.9                           | 74.0    | 72.8                   | 92.6              |
| 5       | 121.2      | 103.9 | 91.0       | 99.9                          | 71.5     | 79.9            | 56.4      | 69.6          | 70.7                           | 71.6    | 74.2                   | 92.7              |
| 6       | 121.3      | 103.3 | 91.8       | 102.0                         | 71.7     | 80.5            | 55.0      | 70.2          | 71.0                           | 71.3    | 75.6                   | 97.1              |
| 7       | 115.4      | 101.4 | 90.0       | 100.5                         | 72.9     | 81.2            | 55.2      | 70.5          | 70.0                           | 73.7    | 76.1                   | 97.8              |
| 8       | 113.4      | 105.4 | 89.6       | 100.7                         | 74.4     | 85.0            | 55.1      | 70.1          | 71.4                           | 76.0    | 76.7                   | 89.4              |
| 9       | 109.7      | 102.3 | 88.1       | 104.1                         | 73.3     | 77.7            | 52.3      | 69.5          | 69.6                           | 76.9    | 77.7                   | 91.0              |
| 10      | 109.7      | 104.1 | 88.9       | 104.0                         | 73.1     | 76.4            | 52.2      | 69.0          | 69.3                           | 78.1    | 74.8                   | 92.2              |
| 11      | 114.6      | 104.4 | 85.2       | 106.5                         | 72.7     | 73.5            | 52.9      | 66.9          | 69.7                           | 80.0    | 72.1                   | 97.9              |
| 12      | 105.8      | 103.1 | 84.9       | 96.3                          | 73.1     | 76.0            | 53.9      | 65.5          | 69.9                           | 81.9    | 68.6                   | 89.7              |
| 17年 1月  | 116.9      | 107.6 | 88.5       | 99.4                          | 73.8     | 78.9            | 55.2      | 64.3          | 69.7                           | 82.4    | 69.5                   | 95.8              |
| 2       | 137.6      | 107.0 | 89.5       | 99.2                          | 72.8     | 76.8            | 56.3      | 64.2          | 71.1                           | 80.4    | 69.0                   | 101.4             |
| 3       | 147.3      | 104.2 | 87.8       | 102.4                         | 69.5     | 69.7            | 55.7      | 64.2          | 68.7                           | 75.3    | 68.4                   | 97.6              |
| 季節調整済指数 | 98.8       | 98.5  | 101.6      | 99.4                          | 101.7    | 96.8            | 102.0     | 101.3         | 103.9                          | 102.0   | 105.2                  | 96.8              |
| 12年 1期  | 99.2       | 98.7  | 94.9       | 100.0                         | 100.4    | 98.8            | 101.8     | 100.5         | 101.5                          | 101.0   | 99.4                   | 101.2             |
| 2       | 97.6       | 100.6 | 98.7       | 100.8                         | 99.5     | 101.4           | 99.8      | 99.6          | 99.7                           | 99.7    | 97.0                   | 100.0             |
| 3       | 104.8      | 102.3 | 104.9      | 99.9                          | 98.4     | 103.2           | 96.4      | 98.4          | 94.9                           | 97.1    | 99.0                   | 101.6             |
| 13年 1期  | 109.6      | 104.6 | 108.5      | 99.6                          | 96.5     | 104.5           | 89.9      | 94.4          | 93.4                           | 95.8    | 97.6                   | 99.3              |
| 2       | 117.3      | 106.3 | 114.2      | 100.1                         | 96.8     | 107.2           | 88.8      | 94.7          | 91.2                           | 96.6    | 95.6                   | 101.4             |
| 3       | 120.7      | 104.3 | 112.4      | 101.7                         | 94.9     | 106.6           | 85.1      | 93.7          | 88.1                           | 95.0    | 92.2                   | 99.0              |
| 4       | 117.7      | 102.3 | 98.4       | 103.6                         | 94.0     | 104.7           | 82.0      | 92.4          | 88.1                           | 94.8    | 91.3                   | 98.0              |
| 14年 1期  | 119.0      | 102.1 | 92.8       | 105.1                         | 91.4     | 102.6           | 83.0      | 90.5          | 83.4                           | 90.3    | 90.8                   | 97.5              |
| 2       | 113.2      | 99.8  | 92.1       | 106.2                         | 86.8     | 95.5            | 81.4      | 86.7          | 80.7                           | 85.9    | 85.3                   | 93.6              |
| 3       | 108.1      | 98.5  | 91.8       | 103.6                         | 83.7     | 92.5            | 77.9      | 84.0          | 77.2                           | 82.9    | 82.7                   | 93.9              |
| 4       | 102.2      | 98.8  | 92.3       | 106.6                         | 82.3     | 90.6            | 72.1      | 82.2          | 76.5                           | 82.2    | 81.6                   | 88.6              |
| 15年 1期  | 105.2      | 99.1  | 95.3       | 105.7                         | 80.4     | 90.6            | 64.9      | 80.0          | 76.4                           | 80.5    | 79.7                   | 92.6              |
| 2       | 106.8      | 98.8  | 94.8       | 102.2                         | 78.3     | 85.9            | 63.5      | 77.6          | 76.8                           | 79.4    | 77.1                   | 90.5              |
| 3       | 108.8      | 101.8 | 90.0       | 103.9                         | 76.7     | 84.8            | 61.9      | 74.5          | 74.5                           | 78.8    | 75.3                   | 91.9              |
| 4       | 121.5      | 102.7 | 89.1       | 102.6                         | 76.5     | 85.5            | 61.8      | 72.3          | 72.9                           | 79.1    | 75.0                   | 91.8              |
| 16年 1期  | 125.8      | 103.3 | 89.8       | 99.5                          | 75.1     | 78.7            | 61.7      | 71.3          | 73.1                           | 78.3    | 76.0                   | 89.1              |
| 2       | 127.3      | 101.1 | 88.7       | 100.7                         | 73.6     | 78.8            | 56.5      | 70.4          | 70.3                           | 76.8    | 75.0                   | 91.6              |
| 3       | 115.1      | 102.3 | 87.9       | 102.0                         | 72.9     | 80.6            | 54.6      | 68.5          | 70.6                           | 76.3    | 72.9                   | 90.5              |
| 4       | 113.6      | 104.7 | 89.4       | 100.3                         | 72.1     | 76.8            | 53.9      | 67.1          | 70.0                           | 76.8    | 72.3                   | 93.7              |
| 17年 1期  | 122.2      | 107.2 | 88.0       | 102.4                         | 71.6     | 73.9            | 54.9      | 65.3          | 69.8                           | 77.2    | 71.6                   | 103.5             |
| 16年 1月  | 127.4      | 103.0 | 89.3       | 98.4                          | 75.9     | 80.0            | 61.8      | 71.7          | 73.7                           | 79.3    | 76.6                   | 87.1              |
| 2       | 125.8      | 103.9 | 91.4       | 98.2                          | 75.1     | 79.1            | 61.2      | 71.2          | 73.5                           | 78.0    | 76.0                   | 89.8              |
| 3       | 124.2      | 103.0 | 88.8       | 102.0                         | 74.3     | 76.9            | 62.2      | 70.9          | 72.2                           | 77.6    | 75.3                   | 90.5              |
| 4       | 127.5      | 101.0 | 87.1       | 100.5                         | 74.1     | 77.9            | 58.3      | 71.4          | 70.9                           | 77.6    | 74.8                   | 90.3              |
| 5       | 128.6      | 101.7 | 90.8       | 99.4                          | 73.6     | 79.0            | 56.0      | 70.1          | 70.1                           | 76.7    | 75.1                   | 92.1              |
| 6       | 125.7      | 100.5 | 88.2       | 102.3                         | 73.2     | 79.6            | 55.1      | 69.7          | 69.9                           | 76.1    | 75.1                   | 92.4              |
| 7       | 119.5      | 100.1 | 87.9       | 100.1                         | 72.9     | 80.4            | 54.6      | 69.0          | 70.0                           | 75.9    | 73.6                   | 90.3              |
| 8       | 115.4      | 103.2 | 88.4       | 102.4                         | 73.0     | 81.4            | 55.3      | 68.7          | 71.2                           | 76.1    | 71.7                   | 90.4              |
| 9       | 110.5      | 103.5 | 87.3       | 103.6                         | 72.9     | 80.1            | 53.8      | 67.7          | 70.6                           | 76.8    | 73.3                   | 90.8              |
| 10      | 110.7      | 104.4 | 89.5       | 98.9                          | 72.7     | 78.7            | 53.6      | 67.7          | 70.2                           | 77.0    | 72.8                   | 90.1              |
| 11      | 114.6      | 104.8 | 89.0       | 101.4                         | 72.1     | 76.6            | 53.7      | 67.1          | 70.1                           | 76.9    | 72.7                   | 92.5              |
| 12      | 115.4      | 104.8 | 89.6       | 100.7                         | 71.5     | 75.2            | 54.4      | 66.6          | 69.6                           | 76.6    | 71.5                   | 98.4              |
| 17年 1月  | 117.3      | 107.3 | 88.5       | 99.3                          | 72.1     | 75.0            | 54.6      | 65.6          | 69.6                           | 77.9    | 72.6                   | 102.2             |
| 2       | 125.4      | 106.4 | 88.3       | 99.9                          | 71.6     | 73.5            | 54.7      | 65.2          | 70.6                           | 77.4    | 71.4                   | 106.5             |
| 3       | 124.0      | 108.0 | 87.1       | 108.1                         | 71.0     | 73.3            | 55.4      | 65.2          | 69.3                           | 76.4    | 70.9                   | 101.7             |

5. 業種別及び特殊分類別指数 5. Indices by Industry and by Use of Goods  
 (4)-2 生産者製品在庫指数(平均) (4)-2 Indices of Producer's Inventory of Finished Goods (Average)

| 分類コード  | 業種別及び特殊分類別    |                |                           |  |                          |               |             |           |         |                     |                 | 食料品・たばこ工業        |
|--------|---------------|----------------|---------------------------|--|--------------------------|---------------|-------------|-----------|---------|---------------------|-----------------|------------------|
|        | 肉製品           | 乳製品            | 水産製品                      | 野菜・果実製品                                  | 油・脂・調味料                  | 製粉            | その他の食品      | 清涼飲料      | 酒類      | その他工業               | ゴム製品            |                  |
| 時系列    | Meat products | Dairy products | Processed marine products | Processed vegetables and fruits products | Oils and fats, seasoning | Flour milling | Other foods | Beverages | Alcohol | Other manufacturing | Rubber products | Leather products |
| ウェイト   | 111           | 112            | 113                       | 114                                      | 115                      | 116           | 117         | 118       | 119     | 121                 | 122             | 123              |
| 原指数    | 0.0           | 4.9            | 42.8                      | 0.0                                      | 132.4                    | 52.6          | 107.2       | 47.9      | 18.3    | 601.3               | 103.9           | 50.1             |
| 12年    | 0.0           | 100.0          | 100.0                     | 0.0                                      | 100.0                    | 100.0         | 100.0       | 100.0     | 100.0   | 100.0               | 100.0           | 100.0            |
| 13     | 0.0           | 100.8          | 113.4                     | 0.0                                      | 100.9                    | 102.5         | 102.8       | 93.0      | 113.1   | 104.7               | 110.6           | 90.8             |
| 14     | 0.0           | 95.9           | 84.2                      | 0.0                                      | 100.5                    | 103.2         | 95.9        | 76.1      | 105.5   | 96.4                | 106.6           | 79.7             |
| 15     | 0.0           | 95.3           | 77.1                      | 0.0                                      | 102.9                    | 104.3         | 92.3        | 100.9     | 94.3    | 90.3                | 107.6           | 65.0             |
| 16     | 0.0           | 55.5           | 78.7                      | 0.0                                      | 102.3                    | 104.0         | 92.2        | 83.2      | 97.9    | 86.6                | 97.0            | 57.9             |
| 12年度   | 0.0           | 101.5          | 103.0                     | 0.0                                      | 100.3                    | 100.2         | 101.9       | 99.0      | 104.3   | 101.0               | 101.8           | 96.6             |
| 13     | 0.0           | 99.5           | 114.3                     | 0.0                                      | 101.2                    | 103.5         | 101.3       | 89.6      | 112.1   | 103.9               | 110.8           | 89.4             |
| 14     | 0.0           | 97.3           | 75.5                      | 0.0                                      | 100.8                    | 103.0         | 94.8        | 81.2      | 102.3   | 94.4                | 106.6           | 77.2             |
| 15     | 0.0           | 86.6           | 79.3                      | 0.0                                      | 102.1                    | 103.7         | 91.2        | 97.7      | 93.5    | 88.9                | 106.1           | 60.8             |
| 16     | 0.0           | 53.5           | 83.8                      | 0.0                                      | 103.4                    | 104.6         | 95.9        | 81.8      | 97.6    | 87.1                | 96.8            | 58.1             |
| 16年 1月 | 0.0           | 68.4           | 80.1                      | 0.0                                      | 100.6                    | 105.2         | 85.6        | 64.3      | 69.5    | 86.2                | 99.1            | 60.1             |
| 2      | 0.0           | 49.2           | 75.0                      | 0.0                                      | 101.8                    | 106.3         | 84.4        | 73.1      | 75.0    | 88.5                | 104.0           | 58.6             |
| 3      | 0.0           | 49.4           | 73.0                      | 0.0                                      | 95.3                     | 101.5         | 84.2        | 81.1      | 84.7    | 85.5                | 94.3            | 54.8             |
| 4      | 0.0           | 56.2           | 77.7                      | 0.0                                      | 98.0                     | 101.1         | 91.9        | 80.9      | 131.0   | 86.0                | 94.4            | 54.8             |
| 5      | 0.0           | 74.9           | 82.7                      | 0.0                                      | 97.9                     | 106.7         | 87.0        | 110.2     | 99.9    | 86.5                | 96.1            | 54.3             |
| 6      | 0.0           | 68.2           | 75.2                      | 0.0                                      | 101.7                    | 104.1         | 96.6        | 124.6     | 103.6   | 86.1                | 97.0            | 56.7             |
| 7      | 0.0           | 51.1           | 79.1                      | 0.0                                      | 110.8                    | 103.0         | 85.8        | 102.9     | 140.0   | 88.1                | 99.0            | 60.4             |
| 8      | 0.0           | 52.4           | 69.8                      | 0.0                                      | 103.3                    | 105.2         | 90.4        | 100.2     | 97.9    | 87.0                | 94.8            | 58.9             |
| 9      | 0.0           | 50.0           | 85.1                      | 0.0                                      |                          |               |             |           |         |                     |                 |                  |

5. 業種別及び特殊分類別指数 5. Indices by Industry and by Use of Goods  
(4)-2 生産者製品在庫指数(平均) (4)-2 Indices of Producer's Inventory of Finished Goods (Average)

| 分類コード | 業種別   |       |      |          |         |      |      |      |      | 特殊分類別                 |                       |                        |
|-------|-------|-------|------|----------|---------|------|------|------|------|-----------------------|-----------------------|------------------------|
|       | 家具工業  | 金属製家具 | 木製家具 | 木材・木製品工業 | その他製品工業 | 楽器   | 文具   | 玩具   | 鉱業   | (参考) 産業総合(鉱工業、新聞・出版業) | (参考) 産業総合(鉱工業、新聞・出版業) | (参考) 産業総合(鉱工業、電力・ガス事業) |
| 時系列   | 124   | 125   | 126  | 127      | 128     | 129  | 130  | 131  | 132  | 400                   | 401                   | 402                    |
| ウェイト  | 113.9 | 38.0  | 75.9 | 237.3    | 96.1    | 16.7 | 40.8 | 38.6 | 15.6 | 10000.0               | 10000.0               | 10000.0                |

原指数

|        |       |       |       |       |       |       |       |       |       |       |       |       |
|--------|-------|-------|-------|-------|-------|-------|-------|-------|-------|-------|-------|-------|
| 12年    | 100.0 | 100.0 | 100.0 | 100.0 | 100.0 | 100.0 | 100.0 | 100.0 | 100.0 | 100.0 | 100.0 | 100.0 |
| 13     | 102.5 | 112.7 | 97.3  | 104.1 | 109.6 | 117.8 | 96.9  | 119.5 | 94.4  | 102.7 | 102.7 | 102.7 |
| 14     | 80.3  | 100.2 | 70.4  | 96.5  | 112.8 | 101.5 | 94.1  | 137.6 | 100.6 | 94.1  | 94.1  | 94.1  |
| 15     | 68.5  | 95.8  | 54.8  | 90.3  | 110.8 | 103.8 | 95.3  | 130.4 | 92.8  | 91.1  | 91.1  | 91.1  |
| 16     | 64.4  | 101.1 | 46.0  | 88.4  | 112.7 | 92.1  | 95.3  | 140.0 | 81.1  | 90.0  | 90.0  | 90.0  |
| 12年度   | 101.5 | 103.9 | 100.3 | 99.5  | 105.5 | 105.3 | 105.1 | 106.1 | 97.1  | 100.5 | 100.5 | 100.5 |
| 13     | 98.3  | 110.0 | 92.5  | 104.9 | 108.5 | 115.4 | 93.5  | 121.3 | 95.6  | 101.6 | 101.6 | 101.6 |
| 14     | 76.3  | 100.1 | 64.5  | 94.2  | 112.1 | 101.4 | 93.0  | 136.8 | 101.4 | 92.6  | 92.6  | 92.6  |
| 15     | 65.9  | 94.2  | 51.8  | 88.4  | 113.5 | 100.9 | 97.9  | 135.5 | 88.7  | 90.5  | 90.5  | 90.5  |
| 16     | 64.5  | 104.0 | 44.7  | 91.0  | 109.0 | 91.2  | 92.9  | 133.6 | 81.0  | 90.7  | 90.7  | 90.7  |
| 16年 1月 | 67.7  | 104.4 | 49.3  | 83.6  | 114.6 | 100.0 | 100.1 | 136.2 | 85.6  | 91.0  | 91.0  | 91.0  |
| 2      | 67.1  | 104.5 | 48.4  | 85.2  | 121.0 | 103.2 | 101.5 | 149.4 | 79.7  | 92.0  | 92.0  | 92.0  |
| 3      | 59.0  | 84.7  | 46.1  | 87.2  | 119.3 | 105.1 | 98.2  | 147.7 | 76.9  | 85.4  | 85.4  | 85.4  |
| 4      | 58.2  | 86.0  | 44.4  | 89.0  | 118.7 | 107.5 | 97.6  | 145.8 | 81.7  | 88.7  | 88.7  | 88.7  |
| 5      | 61.0  | 91.7  | 45.6  | 89.2  | 116.5 | 99.2  | 94.7  | 146.9 | 84.0  | 90.2  | 90.2  | 90.2  |
| 6      | 63.9  | 98.8  | 46.4  | 88.6  | 110.0 | 91.7  | 91.7  | 137.4 | 85.1  | 90.9  | 90.9  | 90.9  |
| 7      | 65.4  | 103.4 | 46.4  | 90.3  | 112.2 | 80.8  | 93.0  | 146.1 | 83.5  | 90.4  | 90.4  | 90.4  |
| 8      | 65.6  | 103.7 | 46.5  | 90.4  | 110.2 | 78.3  | 93.9  | 141.2 | 80.3  | 91.3  | 91.3  | 91.3  |
| 9      | 64.4  | 101.9 | 45.6  | 90.4  | 119.8 | 83.3  | 95.2  | 161.5 | 77.4  | 88.9  | 88.9  | 88.9  |
| 10     | 66.9  | 109.2 | 45.7  | 89.6  | 110.0 | 84.4  | 92.6  | 139.4 | 79.5  | 91.2  | 91.2  | 91.2  |
| 11     | 67.1  | 113.0 | 44.1  | 87.6  | 106.4 | 87.3  | 97.2  | 124.4 | 79.1  | 92.3  | 92.3  | 92.3  |
| 12     | 65.9  | 111.8 | 43.0  | 89.4  | 93.8  | 83.8  | 87.8  | 104.4 | 80.4  | 87.9  | 87.9  | 87.9  |
| 17年 1月 | 68.0  | 117.3 | 43.4  | 91.6  | 96.6  | 93.7  | 89.7  | 105.3 | 82.7  | 93.3  | 93.3  | 93.3  |
| 2      | 69.0  | 119.1 | 43.9  | 95.9  | 109.7 | 99.6  | 92.3  | 132.6 | 79.7  | 95.0  | 95.0  | 95.0  |
| 3      | 58.1  | 92.1  | 41.1  | 99.6  | 103.9 | 104.7 | 89.6  | 118.7 | 78.0  | 87.7  | 87.7  | 87.7  |

季節調整済指数

|        |       |       |       |       |       |       |       |       |       |       |       |       |
|--------|-------|-------|-------|-------|-------|-------|-------|-------|-------|-------|-------|-------|
| 12年 1期 | 97.8  | 93.7  | 99.8  | 102.0 | 91.3  | 96.4  | 88.0  | 91.6  | 103.6 | 99.8  | 99.8  | 99.8  |
| 2      | 100.4 | 100.5 | 100.1 | 100.4 | 92.4  | 97.3  | 87.0  | 85.5  | 98.9  | 99.9  | 99.9  | 99.9  |
| 3      | 100.6 | 102.3 | 100.2 | 97.9  | 105.6 | 101.3 | 105.7 | 108.6 | 103.7 | 99.7  | 99.7  | 99.7  |
| 4      | 101.2 | 103.7 | 99.7  | 99.8  | 110.5 | 105.5 | 109.4 | 112.4 | 93.9  | 100.7 | 100.7 | 100.7 |
| 13年 1期 | 103.8 | 108.8 | 101.2 | 100.0 | 113.2 | 115.9 | 108.1 | 115.9 | 91.9  | 102.0 | 102.0 | 102.0 |
| 2      | 105.3 | 117.3 | 99.1  | 105.2 | 108.0 | 117.4 | 102.4 | 110.1 | 92.0  | 104.3 | 104.3 | 104.3 |
| 3      | 102.0 | 114.6 | 96.4  | 107.2 | 105.3 | 117.2 | 89.9  | 118.4 | 89.5  | 103.3 | 103.3 | 103.3 |
| 4      | 98.9  | 111.2 | 92.6  | 103.8 | 111.6 | 120.4 | 87.8  | 131.5 | 104.4 | 101.1 | 101.1 | 101.1 |
| 14年 1期 | 87.6  | 98.1  | 82.2  | 103.1 | 108.9 | 107.7 | 94.2  | 124.0 | 96.7  | 97.7  | 97.7  | 97.7  |
| 2      | 80.0  | 94.4  | 72.7  | 96.6  | 114.7 | 99.4  | 96.0  | 143.2 | 101.1 | 93.9  | 93.9  | 93.9  |
| 3      | 77.0  | 101.6 | 65.4  | 93.4  | 118.3 | 96.3  | 94.7  | 154.6 | 100.3 | 92.5  | 92.5  | 92.5  |
| 4      | 76.2  | 106.1 | 61.1  | 92.8  | 109.5 | 102.3 | 91.6  | 129.1 | 103.9 | 92.2  | 92.2  | 92.2  |
| 15年 1期 | 72.7  | 98.9  | 59.0  | 93.7  | 107.1 | 107.3 | 89.5  | 124.0 | 99.8  | 91.9  | 91.9  | 91.9  |
| 2      | 69.7  | 94.9  | 56.9  | 93.1  | 112.8 | 107.7 | 90.3  | 139.5 | 98.7  | 90.8  | 90.8  | 90.8  |
| 3      | 68.0  | 96.0  | 54.2  | 88.2  | 112.3 | 100.7 | 97.4  | 133.6 | 89.9  | 90.9  | 90.9  | 90.9  |
| 4      | 63.8  | 93.2  | 49.3  | 85.9  | 111.3 | 98.9  | 103.9 | 126.5 | 82.5  | 90.7  | 90.7  | 90.7  |
| 16年 1期 | 62.9  | 93.7  | 47.3  | 85.8  | 118.0 | 96.7  | 99.8  | 146.7 | 83.3  | 89.6  | 89.6  | 89.6  |
| 2      | 65.1  | 101.7 | 47.0  | 86.5  | 116.6 | 96.7  | 95.8  | 147.9 | 81.4  | 90.4  | 90.4  | 90.4  |
| 3      | 65.7  | 105.3 | 46.3  | 89.6  | 110.7 | 87.3  | 93.2  | 138.7 | 80.9  | 89.9  | 89.9  | 89.9  |
| 4      | 63.7  | 103.8 | 43.4  | 91.6  | 105.3 | 87.1  | 92.4  | 126.8 | 78.9  | 90.3  | 90.3  | 90.3  |
| 17年 1期 | 63.3  | 104.6 | 42.2  | 96.3  | 103.1 | 93.3  | 90.4  | 120.4 | 82.7  | 92.1  | 92.1  | 92.1  |
| 16年 1月 | 62.6  | 92.7  | 47.2  | 86.3  | 118.0 | 104.8 | 101.5 | 141.5 | 83.8  | 89.1  | 89.1  | 89.1  |
| 2      | 63.5  | 95.0  | 47.4  | 86.0  | 116.7 | 97.1  | 99.2  | 141.8 | 83.0  | 89.7  | 89.7  | 89.7  |
| 3      | 62.6  | 93.3  | 47.3  | 85.2  | 119.4 | 88.3  | 98.7  | 156.7 | 83.0  | 89.9  | 89.9  | 89.9  |
| 4      | 64.2  | 99.5  | 46.9  | 85.9  | 120.3 | 98.9  | 99.3  | 153.0 | 83.2  | 91.2  | 91.2  | 91.2  |
| 5      | 65.0  | 101.9 | 46.9  | 87.0  | 116.6 | 96.0  | 94.9  | 147.7 | 80.2  | 89.9  | 89.9  | 89.9  |
| 6      | 66.0  | 103.7 | 47.1  | 86.7  | 112.9 | 95.1  | 93.3  | 143.1 | 80.9  | 90.0  | 90.0  | 90.0  |
| 7      | 65.8  | 103.8 | 46.9  | 88.7  | 112.2 | 86.8  | 93.3  | 145.0 | 81.3  | 88.2  | 88.2  | 88.2  |
| 8      | 66.2  | 106.9 | 46.6  | 89.9  | 108.3 | 88.3  | 93.4  | 131.9 | 81.4  | 90.0  | 90.0  | 90.0  |
| 9      | 65.2  | 105.1 | 45.5  | 90.3  | 111.6 | 86.8  | 92.8  | 139.3 | 79.9  | 91.5  | 91.5  | 91.5  |
| 10     | 64.6  | 105.5 | 45.0  | 91.4  | 105.8 | 86.8  | 92.0  | 128.6 | 79.8  | 90.5  | 90.5  | 90.5  |
| 11     | 64.1  | 104.1 | 43.6  | 91.2  | 105.7 | 88.1  | 93.8  | 127.5 | 78.8  | 90.8  | 90.8  | 90.8  |
| 12     | 62.5  | 101.9 | 41.5  | 92.3  | 104.4 | 86.4  | 91.3  | 124.3 | 78.1  | 89.5  | 89.5  | 89.5  |
| 17年 1月 | 62.9  | 104.1 | 41.5  | 94.6  | 99.4  | 98.2  | 90.9  | 109.4 | 81.0  | 91.4  | 91.4  | 91.4  |
| 2      | 65.3  | 108.3 | 43.0  | 96.8  | 105.8 | 93.7  | 90.2  | 125.9 | 83.0  | 92.6  | 92.6  | 92.6  |
| 3      | 61.7  | 101.5 | 42.1  | 97.4  | 104.0 | 88.0  | 90.1  | 125.9 | 84.2  | 92.3  | 92.3  | 92.3  |

5. 業種別及び特殊分類別指数 5. Indices by Industry and by Use of Goods  
(4)-2 生産者製品在庫指数(平均) (4)-2 Indices of Producer's Inventory of Finished Goods (Average)

| 分類コード | 業種別    |             |             |               |               |         |        |          |          |          | 特殊分類別           |  |  |
|-------|--------|-------------|-------------|---------------|---------------|---------|--------|----------|----------|----------|-----------------|--|--|
|       | 機械工業   | 機械工業(除. 造船) | 電気機械工業(旧分類) | 化学工業(含. 化学繊維) | 繊維工業(除. 化学繊維) | 電力・ガス事業 | 新聞・出版業 | 情報化関連資本財 | 情報化関連消費財 | 情報化関連生産財 | Industries Code |  |  |
| 時系列   | 403    | 404         | 405         | 406           | 407           | 408     | 409    | 410      | 411      | 412      | Time series     |  |  |
| ウェイト  | 3257.7 | 3257.7      | 1425.9      | 1503.9        | 468.3         | 0.0     | 0.0    | 68.3     | 411      | 559.0    | Weight          |  |  |

Original Index

|        |       |       |       |       |       |     |     |       |     |       |           |
|--------|-------|-------|-------|-------|-------|-----|-----|-------|-----|-------|-----------|
| 12年    | 100.0 | 100.0 | 100.0 | 100.0 | 100.0 | 0.0 | 0.0 | 100.0 | 0.0 | 100.0 | C.Y. 2000 |
| 13     | 103.3 | 103.3 | 107.8 | 105.4 | 93.7  | 0.0 | 0.0 | 101.7 | 0.0 | 124.7 | 2001      |
| 14     | 91.0  | 91.0  | 89.2  | 99.8  | 84.4  | 0.0 | 0.0 | 84.2  | 0.0 | 94.7  | 2002      |
| 15     | 87.7  | 87.7  | 86.0  | 98.0  | 76.4  | 0.0 | 0.0 | 84.4  | 0.0 | 93.3  | 2003      |
| 16     | 90.9  | 90.9  | 93.8  | 93.4  | 72.5  | 0.0 | 0.0 | 94.0  | 0.0 | 113.3 | 2004      |
| 12年度   | 100.7 | 100.7 | 103.0 | 100.8 | 98.1  | 0.0 | 0.0 | 101.5 | 0.0 | 110.0 | F.Y. 2000 |
| 13     | 101.0 | 101.0 | 102.9 | 105.7 | 92.3  | 0.0 | 0.0 | 96.3  | 0.0 | 114.6 | 2001      |
| 14     | 90.2  | 90.2  | 88.7  | 98.1  | 81.7  | 0.0 | 0.0 | 84.8  | 0.0 | 96.0  | 2002      |
| 15     | 86.3  | 86.3  | 86.0  | 98.0  | 75.5  | 0.0 | 0.0 | 86.9  | 0.0 | 94.7  | 2003      |
| 16     | 92.6  | 92.6  | 94.8  | 93.2  | 71.7  | 0.0 | 0.0 | 95.9  | 0.0 | 116.3 | 2004      |
| 16年 1月 | 90.0  | 90.0  | 88.7  | 100.8 | 76.5  | 0.0 | 0.0 | 95.3  | 0.0 | 100.4 | Jan. 2004 |
| 2      | 91.4  | 91.4  | 92.5  | 102.6 | 75.2  | 0.0 | 0.0 | 102.8 | 0.0 | 105.6 | Feb.      |
| 3      | 79.5  | 79.5  | 85.5  | 95.8  | 72.7  | 0.0 | 0.0 | 88.7  | 0.0 | 101.1 | Mar.      |
| 4      | 88.5  | 88.5  | 92.7  | 93.6  | 71.4  | 0.0 | 0.0 | 87.8  | 0.0 | 108.5 | Apr.      |
| 5      | 90.3  | 90.3  | 99.0  | 97.2  | 70.0  | 0.0 | 0.0 | 87.9  | 0.0 | 112.9 | May.      |
| 6      | 94.6  | 94.6  | 100.0 | 91.3  | 70.2  | 0.0 | 0.0 | 90.3  | 0.0 | 119.0 | Jun.      |
| 7      | 93.7  | 93.7  | 98.0  | 89.6  | 71.4  | 0.0 | 0.0 | 89.1  | 0.0 | 121.0 | Jul.      |
| 8      | 93.3  | 93.3  | 98.4  | 92.2  | 72.5  | 0.0 | 0.0 | 88.8  | 0.0 | 124.4 | Aug.      |
| 9      | 89.4  | 89.4  | 89.6  | 87.7  | 72.5  | 0.0 | 0.0 | 94.9  | 0.0 | 110.1 | Sep.      |
| 10     | 94.4  | 94.4  | 93.8  | 89.1  | 72.5  | 0.0 | 0.0 | 100.2 | 0.0 | 116.2 | Oct.      |
| 11     | 98.1  | 98.1  | 98.0  | 89.5  | 72.6  | 0.0 | 0.0 | 104.4 | 0.0 | 123.9 | Nov.      |
| 12     | 87.4  | 87.4  | 89.7  | 90.9  | 72.6  | 0.0 | 0.0 | 98.1  | 0.0 | 116.9 | Dec.      |
| 17年 1月 | 97.1  | 97.1  | 95.7  | 98.3  | 72.8  | 0.0 | 0.0 | 98.9  | 0.0 | 119.9 | Jan. 2005 |
| 2      | 99.2  | 99.2  | 97.3  | 101.3 | 72.1  | 0.0 | 0.0 | 108.8 | 0.0 | 117.9 | Feb.      |
| 3      | 84.9  | 84.9  | 85.2  | 97.3  | 69.4  | 0.0 | 0.0 | 101.7 | 0.0 | 104.7 | Mar.      |

Seasonal Adjustment Index

|        |       |       |       |       |       |     |     |       |     |       |         |
|--------|-------|-------|-------|-------|-------|-----|-----|-------|-----|-------|---------|
| 12年 1期 | 100.7 | 100.7 | 97.9  | 98.8  | 102.6 | 0.0 | 0.0 | 99.7  | 0.0 | 91.7  | Q1 2000 |
| 2      | 99.6  | 99.6  | 99.1  | 100.0 | 100.7 | 0.0 | 0.0 | 95.3  | 0.0 | 93.4  | Q2      |
| 3      | 99.3  | 99.3  | 99.4  | 101.0 | 99.2  | 0.0 | 0.0 | 97.8  | 0.0 | 101.0 | Q3      |
| 4      | 100.6 | 100.6 | 103.9 | 100.3 | 97.5  | 0.0 | 0.0 | 107.2 | 0.0 | 114.7 | Q4      |
| 13年 1期 | 103.5 | 103.5 | 109.8 | 102.0 | 95.0  | 0.0 | 0.0 | 106.5 | 0.0 | 131.0 | Q1 2001 |
| 2      | 106.8 | 106.8 | 112.6 | 107.2 | 94.8  | 0.0 | 0.0 |       |     |       |         |



5. 業種別及び特殊分類別指数 5. Indices by Industry and by Use of Goods

(4)-2 生産者製品在庫指数(平均) (4)-2 Indices of Producer's Inventory of Finished Goods (Average)

| 分類コード<br>時系列 | 最終需要財   |        |        |       |            |      |      |       |      |      |       | Industries Code |      |
|--------------|---------|--------|--------|-------|------------|------|------|-------|------|------|-------|-----------------|------|
|              | 投資財     |        |        |       |            |      |      |       |      |      |       |                 |      |
|              | 鉱工業     | 最終需要財  | 投資財    | 資本財   | 資本財(除輸送機械) | 非鉄金属 | 金属製品 | 一般機械  | 電気機械 | 情報通信 | 輸送機械  |                 | 精密機械 |
| 200          | 201     | 202    | 203    | 204   | 205        | 206  | 207  | 208   | 209  | 210  | 211   | Time series     |      |
| ウェイト         | 10000.0 | 5005.4 | 2126.2 | 993.2 | 761.9      | 43.4 | 0.0  | 617.0 | 15.2 | 0.0  | 231.3 | 38.6            |      |

| 原指数    |       |       |       |       |       |       |     |       |       |     |       |       |
|--------|-------|-------|-------|-------|-------|-------|-----|-------|-------|-----|-------|-------|
| 12年    | 100.0 | 100.0 | 100.0 | 100.0 | 100.0 | 100.0 | 0.0 | 100.0 | 100.0 | 0.0 | 100.0 | 100.0 |
| 13     | 102.7 | 98.9  | 98.5  | 97.2  | 97.3  | 100.3 | 0.0 | 97.0  | 92.7  | 0.0 | 96.6  | 97.1  |
| 14     | 94.1  | 91.8  | 89.3  | 86.2  | 86.0  | 90.9  | 0.0 | 84.9  | 83.3  | 0.0 | 87.2  | 91.0  |
| 15     | 91.1  | 87.1  | 82.9  | 78.3  | 76.4  | 82.4  | 0.0 | 74.7  | 73.2  | 0.0 | 84.6  | 75.1  |
| 16     | 90.0  | 85.3  | 81.9  | 78.9  | 75.0  | 89.5  | 0.0 | 71.5  | 83.3  | 0.0 | 91.8  | 76.2  |
| 12年度   | 100.5 | 99.3  | 99.3  | 98.7  | 99.0  | 100.3 | 0.0 | 98.9  | 95.7  | 0.0 | 97.7  | 98.4  |
| 13     | 101.6 | 98.3  | 97.3  | 95.7  | 95.8  | 98.5  | 0.0 | 95.4  | 92.3  | 0.0 | 95.2  | 98.0  |
| 14     | 92.6  | 90.2  | 87.0  | 83.7  | 83.2  | 88.9  | 0.0 | 82.1  | 78.0  | 0.0 | 85.0  | 85.5  |
| 15     | 90.5  | 85.8  | 81.8  | 76.9  | 74.8  | 83.2  | 0.0 | 72.6  | 76.8  | 0.0 | 83.8  | 74.2  |
| 16     | 90.7  | 86.0  | 82.7  | 80.5  | 75.7  | 86.9  | 0.0 | 72.4  | 82.2  | 0.0 | 96.3  | 76.2  |
| 16年 1月 | 91.0  | 85.5  | 82.8  | 81.4  | 77.5  | 86.0  | 0.0 | 74.4  | 83.6  | 0.0 | 94.2  | 77.0  |
| 2      | 92.0  | 86.8  | 83.1  | 81.8  | 79.7  | 86.9  | 0.0 | 76.8  | 81.0  | 0.0 | 88.7  | 75.5  |
| 3      | 85.4  | 78.9  | 76.3  | 69.4  | 69.1  | 89.2  | 0.0 | 65.3  | 81.6  | 0.0 | 70.3  | 71.4  |
| 4      | 88.7  | 84.6  | 79.4  | 75.3  | 72.5  | 89.5  | 0.0 | 68.9  | 81.2  | 0.0 | 84.9  | 74.7  |
| 5      | 90.2  | 85.4  | 80.8  | 76.2  | 74.1  | 88.9  | 0.0 | 70.8  | 83.2  | 0.0 | 83.3  | 75.7  |
| 6      | 90.9  | 86.9  | 82.4  | 79.8  | 75.5  | 92.7  | 0.0 | 72.0  | 87.0  | 0.0 | 93.9  | 75.6  |
| 7      | 90.4  | 86.3  | 83.5  | 81.7  | 78.4  | 92.9  | 0.0 | 75.1  | 90.8  | 0.0 | 92.5  | 76.9  |
| 8      | 91.3  | 85.9  | 83.1  | 79.5  | 76.0  | 88.9  | 0.0 | 72.8  | 89.4  | 0.0 | 91.0  | 75.9  |
| 9      | 88.9  | 85.0  | 81.4  | 77.1  | 70.6  | 88.5  | 0.0 | 66.7  | 86.1  | 0.0 | 98.3  | 72.5  |
| 10     | 91.2  | 87.7  | 83.8  | 80.7  | 73.2  | 89.6  | 0.0 | 69.2  | 80.6  | 0.0 | 105.2 | 77.2  |
| 11     | 92.3  | 89.3  | 84.3  | 83.8  | 75.8  | 87.9  | 0.0 | 72.1  | 77.7  | 0.0 | 109.9 | 81.5  |
| 12     | 87.9  | 80.9  | 82.1  | 80.1  | 77.4  | 93.4  | 0.0 | 73.5  | 77.6  | 0.0 | 88.8  | 80.0  |
| 17年 1月 | 93.3  | 87.6  | 85.5  | 87.3  | 80.1  | 78.6  | 0.0 | 77.1  | 77.6  | 0.0 | 111.3 | 81.1  |
| 2      | 95.0  | 90.9  | 87.1  | 89.1  | 83.1  | 77.9  | 0.0 | 81.1  | 76.9  | 0.0 | 108.8 | 76.0  |
| 3      | 87.7  | 81.5  | 79.4  | 75.6  | 71.8  | 73.9  | 0.0 | 69.6  | 78.4  | 0.0 | 88.2  | 66.7  |

| 季節調整済指数 |       |       |       |       |       |       |     |       |       |     |       |       |
|---------|-------|-------|-------|-------|-------|-------|-----|-------|-------|-----|-------|-------|
| 12年 1期  | 99.8  | 101.0 | 101.7 | 102.7 | 101.4 | 98.1  | 0.0 | 101.7 | 110.1 | 0.0 | 106.5 | 101.7 |
| 2       | 99.9  | 100.8 | 100.7 | 100.8 | 100.4 | 101.8 | 0.0 | 100.1 | 107.7 | 0.0 | 100.9 | 102.4 |
| 3       | 99.7  | 99.4  | 98.7  | 98.3  | 99.4  | 101.8 | 0.0 | 99.2  | 92.5  | 0.0 | 94.9  | 99.9  |
| 4       | 100.7 | 99.0  | 98.9  | 97.9  | 98.6  | 98.3  | 0.0 | 98.7  | 90.9  | 0.0 | 97.3  | 96.1  |
| 13年 1期  | 102.0 | 98.1  | 99.1  | 98.0  | 97.7  | 99.8  | 0.0 | 97.7  | 92.2  | 0.0 | 98.0  | 95.5  |
| 2       | 104.3 | 99.9  | 99.8  | 100.1 | 99.2  | 104.2 | 0.0 | 98.8  | 94.7  | 0.0 | 102.6 | 96.6  |
| 3       | 103.3 | 99.7  | 98.8  | 96.5  | 96.7  | 103.8 | 0.0 | 96.0  | 92.3  | 0.0 | 96.2  | 98.5  |
| 4       | 101.1 | 97.7  | 96.5  | 94.3  | 95.7  | 93.2  | 0.0 | 95.7  | 91.9  | 0.0 | 91.0  | 97.6  |
| 14年 1期  | 97.7  | 95.8  | 94.2  | 91.9  | 91.5  | 92.8  | 0.0 | 91.0  | 90.3  | 0.0 | 91.8  | 99.4  |
| 2       | 93.9  | 92.2  | 90.0  | 86.9  | 86.9  | 92.0  | 0.0 | 86.2  | 84.1  | 0.0 | 86.7  | 94.0  |
| 3       | 92.5  | 89.7  | 86.9  | 83.8  | 84.0  | 87.9  | 0.0 | 83.0  | 82.2  | 0.0 | 84.0  | 87.0  |
| 4       | 92.2  | 89.4  | 85.9  | 82.3  | 81.2  | 91.1  | 0.0 | 79.3  | 76.7  | 0.0 | 86.7  | 83.6  |
| 15年 1期  | 91.9  | 89.2  | 84.9  | 81.3  | 80.6  | 85.5  | 0.0 | 79.7  | 69.0  | 0.0 | 83.6  | 77.5  |
| 2       | 90.8  | 86.4  | 83.6  | 78.0  | 75.8  | 80.1  | 0.0 | 74.3  | 69.3  | 0.0 | 84.3  | 74.3  |
| 3       | 90.9  | 86.9  | 81.4  | 76.5  | 75.9  | 79.1  | 0.0 | 74.5  | 74.3  | 0.0 | 79.6  | 73.9  |
| 4       | 90.7  | 86.1  | 81.8  | 77.3  | 73.0  | 85.0  | 0.0 | 70.1  | 79.9  | 0.0 | 91.8  | 74.5  |
| 16年 1期  | 89.6  | 84.1  | 80.5  | 76.1  | 74.3  | 88.4  | 0.0 | 71.2  | 84.1  | 0.0 | 81.3  | 74.0  |
| 2       | 90.4  | 86.5  | 81.7  | 79.0  | 74.9  | 89.2  | 0.0 | 71.3  | 85.3  | 0.0 | 94.1  | 75.7  |
| 3       | 89.9  | 85.4  | 82.4  | 79.7  | 74.8  | 89.1  | 0.0 | 71.1  | 87.9  | 0.0 | 96.3  | 75.4  |
| 4       | 90.3  | 85.1  | 83.1  | 81.1  | 76.0  | 91.6  | 0.0 | 72.4  | 76.2  | 0.0 | 97.3  | 79.5  |
| 17年 1期  | 92.1  | 87.1  | 83.8  | 82.5  | 77.2  | 77.6  | 0.0 | 75.0  | 79.6  | 0.0 | 99.4  | 73.8  |
| 16年 1月  | 89.1  | 83.5  | 80.2  | 75.7  | 74.0  | 85.4  | 0.0 | 71.0  | 80.4  | 0.0 | 80.3  | 73.6  |
| 2       | 89.7  | 83.9  | 80.3  | 75.5  | 74.1  | 85.8  | 0.0 | 71.0  | 84.9  | 0.0 | 78.0  | 73.8  |
| 3       | 89.9  | 85.0  | 81.1  | 77.1  | 74.8  | 93.9  | 0.0 | 71.6  | 87.0  | 0.0 | 85.7  | 74.6  |
| 4       | 91.2  | 88.5  | 82.8  | 81.4  | 75.7  | 89.7  | 0.0 | 72.1  | 85.1  | 0.0 | 103.0 | 76.1  |
| 5       | 89.9  | 85.3  | 81.3  | 77.3  | 75.1  | 89.0  | 0.0 | 71.5  | 84.8  | 0.0 | 85.0  | 75.6  |
| 6       | 90.0  | 85.7  | 81.1  | 78.3  | 73.8  | 88.9  | 0.0 | 70.2  | 85.9  | 0.0 | 94.2  | 75.5  |
| 7       | 88.2  | 82.8  | 80.7  | 77.1  | 74.2  | 89.1  | 0.0 | 70.5  | 89.2  | 0.0 | 88.3  | 75.7  |
| 8       | 90.0  | 84.6  | 81.9  | 78.1  | 74.4  | 87.7  | 0.0 | 70.7  | 88.6  | 0.0 | 89.1  | 75.9  |
| 9       | 91.5  | 88.7  | 84.5  | 83.9  | 75.8  | 90.6  | 0.0 | 72.2  | 86.0  | 0.0 | 111.6 | 74.6  |
| 10      | 90.5  | 85.7  | 83.2  | 80.2  | 74.6  | 92.6  | 0.0 | 70.2  | 78.8  | 0.0 | 97.4  | 78.8  |
| 11      | 90.8  | 86.2  | 83.9  | 82.5  | 76.3  | 90.6  | 0.0 | 72.9  | 75.5  | 0.0 | 102.9 | 81.4  |
| 12      | 89.5  | 83.5  | 82.3  | 80.7  | 77.2  | 91.6  | 0.0 | 74.0  | 74.4  | 0.0 | 91.6  | 78.2  |
| 17年 1月  | 91.4  | 85.6  | 82.8  | 81.2  | 76.5  | 78.0  | 0.0 | 73.6  | 74.6  | 0.0 | 94.9  | 77.5  |
| 2       | 92.6  | 87.9  | 84.2  | 82.2  | 77.2  | 76.9  | 0.0 | 75.0  | 80.6  | 0.0 | 95.7  | 74.3  |
| 3       | 92.3  | 87.8  | 84.4  | 84.0  | 77.8  | 77.8  | 0.0 | 76.3  | 83.6  | 0.0 | 107.5 | 69.7  |

5. 業種別及び特殊分類別指数 5. Indices by Industry and by Use of Goods

(4)-2 生産者製品在庫指数(平均) (4)-2 Indices of Producer's Inventory of Finished Goods (Average)

| 分類コード<br>時系列 | 最終需要財     |       |      |         |        |      |        |        |        |           |      | Industries Code |           |
|--------------|-----------|-------|------|---------|--------|------|--------|--------|--------|-----------|------|-----------------|-----------|
|              | 投資財       |       |      |         |        |      |        |        |        |           |      |                 |           |
|              | 窯業・土石製品工業 | その他工業 | 家具工業 | その他製品工業 | 建設財    | 鉄鋼業  | 金属製品工業 | 一般機械工業 | 電気機械工業 | 窯業・土石製品工業 | 化学工業 |                 | 石油・石炭製品工業 |
| 212          | 213       | 214   | 215  | 216     | 217    | 218  | 219    | 220    | 221    | 222       | 223  | Time series     |           |
| ウェイト         | 23.1      | 24.6  | 21.9 | 2.7     | 1133.0 | 78.0 | 225.4  | 0.0    | 80.0   | 438.8     | 12.8 | 3.9             | Weight    |

| Original Index |       |       |       |       |       |       |      |       |       |      |       |       |
|----------------|-------|-------|-------|-------|-------|-------|------|-------|-------|------|-------|-------|
| 12年            | 100.0 | 100.0 | 100.0 | 100.0 | 100.0 | 100.0 | 0.0  | 100.0 | 100.0 | 0.0  | 100.0 | 100.0 |
| 13             | 92.3  | 107.0 | 105.7 | 117.2 | 99.8  | 101.6 | 96.5 | 0.0   | 105.8 | 97.5 | 97.4  | 95.2  |
| 14             | 87.3  | 95.9  | 92.2  | 126.0 | 91.9  | 93.9  | 86.2 | 0.0   | 93.5  | 89.8 | 95.7  | 87.8  |
| 15             | 89.5  | 99.8  | 94.6  | 141.8 | 87.0  | 94.3  | 82.1 | 0.0   | 91.5  | 82.9 | 94.4  | 100.0 |
| 16             | 98.1  | 108.5 | 107.1 | 120.1 | 84.5  | 92.9  | 83.8 | 0.0   | 87.6  | 77.8 | 96.2  | 100.3 |
| 12年度           | 98.0  | 103.1 | 102.5 | 108.2 | 99.9  | 101.1 | 98.5 | 0.0   | 101.7 | 99.9 | 98.9  | 102.1 |
| 13             | 90.7  | 104.2 | 102.7 | 117.3 | 98.8  | 99.2  | 95.7 | 0.0   | 103.0 | 96.1 | 96.0  | 91.8  |
| 14             | 87.8  | 97.2  | 93.0  | 131.4 | 89.9  | 93.3  | 83.2 | 0.0   | 92.8  | 87.4 | 96.3  | 87.3  |
| 15             | 92.2  | 99.2  | 94.5  | 137.7 | 86.1  | 93.3  | 82.3 | 0.0   | 90.2  | 81.8 | 94.2  | 103.0 |
| 16             | 97.7  | 113.1 | 112.6 | 116.9 | 84.7  | 93.2  | 84.5 | 0.0   | 87.2  | 76.9 | 96.9  | 99.8  |
| 16年 1月         | 98.4  | 117.4 | 113.7 | 147.7 | 84.0  | 92.5  | 80.5 | 0.0   | 93.3  | 78.7 | 100.4 | 103.9 |
| 2              | 102.6 | 122.2 | 118.9 | 148.7 | 84.2  | 89.8  | 85.3 | 0.0   | 93.2  | 77.0 | 101.9 | 103.5 |
| 3              | 93.3  | 95.7  | 87.1  | 165.8 | 82.3  | 83.5  | 82.9 | 0.0   | 80.4  | 76.9 | 94.6  | 102.6 |
| 4              | 97.3  | 98.9  | 91.7  | 157.1 | 83.0  | 86.6  | 84.3 | 0.0   | 81.3  | 76.7 | 93.6  | 112.7 |
| 5              | 99.0  | 97.6  | 92.9  | 135.7 | 84.8  | 97.7  | 81.9 | 0.0   | 84.3  | 78.7 | 94.9  | 119.7 |
| 6              | 99.4  | 104.0 | 102.9 | 113.2 | 84.6  | 93.0  | 80.8 | 0.0   | 86.9  | 79.0 | 96.3  | 92.1  |
| 7              | 103.1 | 107.2 | 109.6 | 87.3  | 85.0  | 90.2  | 80.8 | 0.0   | 90.1  | 78.7 | 96.0  | 100.4 |
| 8              | 98.4  | 103.4 | 105.7 | 85.0  | 86.2  | 96.7  | 85.2 | 0.0   | 88.6  | 78.9 | 96.3  | 103.9 |
| 9              | 97.1  | 99.1  | 100.0 | 91.4  | 85.2  | 93.8  | 86.5 | 0.0   | 84.4  | 77.5 | 92.3  | 92.9  |
| 10             | 96.9  | 110.5 | 112.7 | 93.1  | 86.5  |       |      |       |       |      |       |       |

5. 業種別及び特殊分類別指数 5. Indices by Industry and by Use of Goods (4)-2 生産者製品在庫指数(平均) (4)-2 Indices of Producer's Inventory of Finished Goods (Average)

Table with 13 columns: 分類コード, プラスチック製品工業, 繊維工業, その他工業, 家具工業, 木材・木製品工業, 鉱業, 消費財, 耐久消費財, 金属製品工業, 電気機械工業, 情報通信機械工業, 輸送機械工業. Includes sub-headers like Plastic products, Textiles, etc.

Main data table for 180, showing indices for years 12, 13, 14, 15, 16, 17 and months 1, 2, 3. Columns correspond to the industry categories in the header.

Seasonal Adjustment Index table for 180, showing quarterly and monthly indices for years 12, 13, 14, 15, 16, 17.

5. 業種別及び特殊分類別指数 5. Indices by Industry and by Use of Goods (4)-2 生産者製品在庫指数(平均) (4)-2 Indices of Producer's Inventory of Finished Goods (Average)

Table with 13 columns: 精密機械工業, 繊維工業, その他工業, 家具工業, その他工業, 非耐久消費財, 電気機械工業, 電子部品・デバイス工業, 窯業・土石製品工業, 化学工業, 石油・石炭製品工業, プラスチック製品工業. Includes sub-headers like Precision instruments, Textiles, etc.

Main data table for 181, showing indices for years 12, 13, 14, 15, 16, 17 and months 1, 2, 3. Columns correspond to the industry categories in the header.

Seasonal Adjustment Index table for 181, showing quarterly and monthly indices for years 12, 13, 14, 15, 16, 17.



5. 業種別及び特殊分類別指数 5. Indices by Industry and by Use of Goods  
(4)-2 生産者製品在庫指数(平均) (4)-2 Indices of Producer's Inventory of Finished Goods (Average)

| 分類コード | 生産財          |      |           |       |        |         | 生産財 | 鉱工業用生産財                      |     |        |        |        | Industries Code |
|-------|--------------|------|-----------|-------|--------|---------|-----|------------------------------|-----|--------|--------|--------|-----------------|
|       | パルプ・紙・紙加工品工業 | 繊維工業 | 食料品・たばこ工業 | その他工業 | 皮革製品工業 | その他製品工業 |     | For mining and manufacturing | 鉄鋼業 | 非鉄金属工業 | 金属製品工業 | 一般機械工業 |                 |
| 時系列   | 248          | 249  | 250       | 251   | 252    | 253     | 254 | 255                          | 256 | 257    | 258    | 259    | Time series     |

| ウエイト   | 26.5  | 213.7 | 445.9 | 77.0  | 38.5  | 38.5  | 4994.6 | 4806.7 | 777.4 | 223.7 | 216.4 | 338.3 |
|--------|-------|-------|-------|-------|-------|-------|--------|--------|-------|-------|-------|-------|
| 原指数    |       |       |       |       |       |       |        |        |       |       |       |       |
| 12年    | 100.0 | 100.0 | 100.0 | 100.0 | 100.0 | 100.0 | 100.0  | 100.0  | 100.0 | 100.0 | 100.0 | 100.0 |
| 13     | 91.7  | 95.5  | 97.9  | 99.0  | 89.8  | 108.2 | 106.5  | 106.4  | 106.1 | 100.8 | 100.9 | 103.7 |
| 14     | 72.4  | 85.3  | 91.0  | 95.4  | 75.1  | 115.7 | 96.3   | 96.0   | 94.9  | 93.5  | 91.7  | 95.4  |
| 15     | 66.5  | 79.5  | 88.2  | 85.7  | 58.8  | 112.6 | 95.0   | 94.5   | 95.5  | 91.4  | 90.4  | 90.3  |
| 16     | 66.2  | 77.1  | 87.9  | 84.2  | 50.8  | 117.6 | 94.8   | 94.5   | 93.4  | 91.7  | 86.7  | 91.3  |
| 12年度   | 104.0 | 98.3  | 100.3 | 100.6 | 95.7  | 105.5 | 101.8  | 101.8  | 101.9 | 100.3 | 100.4 | 100.4 |
| 13     | 84.7  | 94.1  | 97.2  | 97.8  | 88.3  | 107.4 | 104.9  | 104.8  | 104.6 | 99.2  | 99.1  | 103.9 |
| 14     | 68.9  | 82.9  | 89.8  | 93.5  | 72.1  | 114.8 | 95.1   | 94.7   | 93.7  | 91.7  | 90.8  | 93.2  |
| 15     | 66.6  | 78.9  | 87.4  | 85.3  | 54.1  | 116.5 | 95.1   | 94.6   | 96.2  | 92.0  | 89.4  | 89.3  |
| 16     | 67.8  | 76.8  | 91.7  | 82.0  | 50.8  | 113.2 | 95.3   | 95.0   | 92.8  | 92.5  | 86.4  | 93.1  |
| 16年 1月 | 63.0  | 83.9  | 76.2  | 86.0  | 54.0  | 117.9 | 96.6   | 96.3   | 100.3 | 91.1  | 88.5  | 93.0  |
| 2      | 65.7  | 81.0  | 80.5  | 88.6  | 51.9  | 125.2 | 97.2   | 97.0   | 98.1  | 93.2  | 88.3  | 91.2  |
| 3      | 60.5  | 76.5  | 84.7  | 84.8  | 46.9  | 122.8 | 91.9   | 91.7   | 88.4  | 92.0  | 87.3  | 87.3  |
| 4      | 60.5  | 74.0  | 91.0  | 83.9  | 46.3  | 121.5 | 92.7   | 92.4   | 91.4  | 91.1  | 86.1  | 87.5  |
| 5      | 64.8  | 71.6  | 90.6  | 83.5  | 46.3  | 120.7 | 95.0   | 94.7   | 93.4  | 92.9  | 86.4  | 87.7  |
| 6      | 65.6  | 71.3  | 95.3  | 82.1  | 49.6  | 114.5 | 94.9   | 94.6   | 92.0  | 89.9  | 87.2  | 90.1  |
| 7      | 65.7  | 73.7  | 94.1  | 87.2  | 54.8  | 119.5 | 94.6   | 94.2   | 88.6  | 91.8  | 85.9  | 91.1  |
| 8      | 68.8  | 76.0  | 85.7  | 84.9  | 52.2  | 117.5 | 96.8   | 96.5   | 96.8  | 90.1  | 85.8  | 88.8  |
| 9      | 71.6  | 76.9  | 88.3  | 89.8  | 51.2  | 128.4 | 92.7   | 92.3   | 92.1  | 89.3  | 86.7  | 89.8  |
| 10     | 75.1  | 78.1  | 87.9  | 83.4  | 50.8  | 116.0 | 94.7   | 94.3   | 96.0  | 91.9  | 87.7  | 92.9  |
| 11     | 73.4  | 80.0  | 94.5  | 81.5  | 52.3  | 110.7 | 95.4   | 94.9   | 91.1  | 92.2  | 87.0  | 98.8  |
| 12     | 59.6  | 81.9  | 86.4  | 74.7  | 53.3  | 96.1  | 95.0   | 94.6   | 92.7  | 94.5  | 83.8  | 97.0  |
| 17年 1月 | 69.7  | 82.4  | 91.7  | 76.5  | 55.6  | 97.5  | 99.0   | 98.9   | 97.0  | 95.6  | 85.4  | 101.3 |
| 2      | 71.7  | 80.4  | 98.5  | 81.9  | 51.4  | 112.4 | 99.1   | 99.0   | 95.0  | 97.6  | 88.2  | 100.2 |
| 3      | 67.3  | 75.3  | 96.8  | 75.0  | 45.8  | 104.1 | 93.9   | 93.8   | 87.8  | 93.2  | 86.8  | 92.4  |

| 季節調整済指数 |       |       |       |       |       |       |       |       |       |       |       |   | Industries Code |   |   |     |    |   |   |   |     |    |   |   |   |     |    |   |   |
|---------|-------|-------|-------|-------|-------|-------|-------|-------|-------|-------|-------|---|-----------------|---|---|-----|----|---|---|---|-----|----|---|---|---|-----|----|---|---|
| 12年     | 1期    | 2     | 3     | 4     | 13年   | 1期    | 2     | 3     | 4     | 14年   | 1期    | 2 |                 | 3 | 4 | 15年 | 1期 | 2 | 3 | 4 | 16年 | 1期 | 2 | 3 | 4 | 17年 | 1期 | 2 | 3 |
| 90.1    | 102.0 | 96.4  | 98.1  | 106.8 | 90.3  | 98.6  | 98.6  | 96.5  | 101.8 | 100.6 | 99.5  |   |                 |   |   |     |    |   |   |   |     |    |   |   |   |     |    |   |   |
| 95.7    | 101.0 | 101.1 | 97.3  | 103.7 | 91.1  | 98.8  | 98.8  | 99.3  | 99.8  | 98.9  | 98.7  |   |                 |   |   |     |    |   |   |   |     |    |   |   |   |     |    |   |   |
| 105.6   | 99.7  | 100.0 | 101.9 | 97.6  | 106.6 | 100.2 | 100.1 | 101.1 | 98.3  | 99.5  | 99.9  |   |                 |   |   |     |    |   |   |   |     |    |   |   |   |     |    |   |   |
| 109.2   | 97.1  | 101.9 | 102.2 | 92.3  | 111.2 | 102.5 | 102.5 | 103.2 | 100.1 | 100.9 | 101.7 |   |                 |   |   |     |    |   |   |   |     |    |   |   |   |     |    |   |   |
| 105.8   | 95.8  | 98.1  | 100.8 | 89.6  | 112.4 | 105.7 | 105.7 | 104.4 | 102.7 | 101.9 | 100.9 |   |                 |   |   |     |    |   |   |   |     |    |   |   |   |     |    |   |   |
| 98.7    | 96.6  | 100.4 | 97.8  | 89.6  | 105.9 | 108.7 | 108.7 | 106.6 | 101.9 | 99.9  | 104.5 |   |                 |   |   |     |    |   |   |   |     |    |   |   |   |     |    |   |   |
| 84.8    | 95.0  | 97.1  | 96.4  | 90.0  | 103.7 | 107.1 | 107.2 | 108.9 | 100.5 | 102.0 | 104.0 |   |                 |   |   |     |    |   |   |   |     |    |   |   |   |     |    |   |   |
| 77.2    | 94.8  | 96.0  | 100.6 | 89.8  | 110.3 | 104.4 | 104.2 | 104.5 | 98.0  | 99.7  | 105.2 |   |                 |   |   |     |    |   |   |   |     |    |   |   |   |     |    |   |   |
| 77.2    | 90.3  | 95.2  | 96.5  | 83.5  | 109.6 | 99.4  | 99.1  | 98.4  | 96.3  | 94.9  | 101.6 |   |                 |   |   |     |    |   |   |   |     |    |   |   |   |     |    |   |   |
| 76.3    | 85.9  | 91.5  | 97.5  | 75.9  | 118.7 | 95.6  | 95.1  | 96.8  | 93.4  | 91.2  | 95.6  |   |                 |   |   |     |    |   |   |   |     |    |   |   |   |     |    |   |   |
| 69.1    | 82.9  | 92.0  | 97.2  | 72.3  | 123.6 | 95.3  | 95.0  | 92.1  | 94.3  | 90.2  | 94.0  |   |                 |   |   |     |    |   |   |   |     |    |   |   |   |     |    |   |   |
| 67.0    | 82.2  | 85.6  | 90.5  | 69.0  | 111.0 | 95.0  | 94.7  | 92.3  | 89.8  | 90.3  | 90.3  |   |                 |   |   |     |    |   |   |   |     |    |   |   |   |     |    |   |   |
| 63.2    | 80.5  | 89.5  | 88.7  | 70.5  | 107.2 | 94.4  | 94.0  | 93.4  | 89.2  | 91.3  | 92.4  |   |                 |   |   |     |    |   |   |   |     |    |   |   |   |     |    |   |   |
| 65.4    | 79.4  | 86.7  | 87.3  | 59.5  | 114.5 | 95.1  | 94.5  | 93.2  | 91.0  | 91.4  | 91.5  |   |                 |   |   |     |    |   |   |   |     |    |   |   |   |     |    |   |   |
| 69.1    | 78.8  | 88.2  | 84.1  | 53.7  | 115.1 | 95.4  | 94.9  | 95.9  | 91.9  | 89.7  | 89.6  |   |                 |   |   |     |    |   |   |   |     |    |   |   |   |     |    |   |   |
| 68.3    | 79.1  | 88.7  | 83.1  | 52.0  | 114.0 | 95.1  | 94.6  | 99.2  | 93.7  | 89.2  | 87.6  |   |                 |   |   |     |    |   |   |   |     |    |   |   |   |     |    |   |   |
| 64.2    | 78.3  | 86.2  | 87.1  | 50.4  | 123.4 | 94.9  | 94.5  | 96.4  | 91.8  | 86.7  | 88.5  |   |                 |   |   |     |    |   |   |   |     |    |   |   |   |     |    |   |   |
| 62.4    | 76.8  | 88.8  | 86.3  | 50.1  | 121.7 | 94.3  | 94.0  | 91.7  | 90.3  | 85.2  | 91.3  |   |                 |   |   |     |    |   |   |   |     |    |   |   |   |     |    |   |   |
| 66.5    | 76.3  | 86.5  | 83.3  | 51.0  | 116.0 | 94.6  | 94.4  | 92.3  | 91.4  | 86.8  | 91.9  |   |                 |   |   |     |    |   |   |   |     |    |   |   |   |     |    |   |   |
| 72.0    | 76.8  | 90.4  | 80.3  | 51.7  | 109.4 | 95.3  | 95.0  | 93.2  | 93.2  | 88.3  | 93.4  |   |                 |   |   |     |    |   |   |   |     |    |   |   |   |     |    |   |   |
| 70.8    | 77.2  | 102.5 | 78.3  | 50.3  | 105.7 | 97.0  | 96.7  | 94.1  | 95.2  | 85.5  | 95.7  |   |                 |   |   |     |    |   |   |   |     |    |   |   |   |     |    |   |   |
| 64.6    | 79.3  | 84.0  | 85.2  | 50.5  | 121.1 | 94.8  | 94.3  | 96.7  | 91.3  | 88.6  | 88.2  |   |                 |   |   |     |    |   |   |   |     |    |   |   |   |     |    |   |   |
| 64.8    | 78.0  | 86.5  | 86.5  | 50.2  | 121.2 | 95.4  | 94.9  | 97.6  | 92.2  | 86.7  | 87.5  |   |                 |   |   |     |    |   |   |   |     |    |   |   |   |     |    |   |   |
| 63.1    | 77.6  | 88.0  | 89.6  | 50.5  | 127.8 | 94.5  | 94.2  | 94.8  | 92.0  | 84.8  | 89.8  |   |                 |   |   |     |    |   |   |   |     |    |   |   |   |     |    |   |   |
| 62.1    | 77.6  | 87.9  | 88.8  | 50.1  | 126.0 | 94.4  | 94.0  | 92.8  | 91.2  | 84.3  | 91.0  |   |                 |   |   |     |    |   |   |   |     |    |   |   |   |     |    |   |   |
| 62.8    | 76.7  | 89.3  | 86.4  | 49.6  | 121.6 | 94.4  | 94.1  | 92.2  | 91.8  | 84.8  | 90.9  |   |                 |   |   |     |    |   |   |   |     |    |   |   |   |     |    |   |   |
| 62.3    | 76.1  | 89.3  | 83.7  | 50.6  | 117.4 | 94.1  | 93.8  | 90.2  | 87.9  | 86.5  | 92.1  |   |                 |   |   |     |    |   |   |   |     |    |   |   |   |     |    |   |   |
| 61.0    | 75.9  | 86.3  | 83.9  | 50.8  | 118.2 | 93.8  | 93.5  | 88.4  | 91.2  | 84.9  | 91.3  |   |                 |   |   |     |    |   |   |   |     |    |   |   |   |     |    |   |   |
| 67.9    | 76.1  | 86.5  | 81.6  | 50.8  | 112.7 | 95.6  | 95.3  | 93.6  | 91.7  | 87.3  | 91.2  |   |                 |   |   |     |    |   |   |   |     |    |   |   |   |     |    |   |   |
| 70.5    | 76.8  | 86.8  | 84.5  | 51.3  | 117.0 | 94.5  | 94.3  | 94.9  | 91.2  | 88.3  | 93.3  |   |                 |   |   |     |    |   |   |   |     |    |   |   |   |     |    |   |   |
| 72.9    | 77.0  | 86.7  | 81.0  | 51.7  | 110.1 | 95.1  | 94.8  | 96.3  | 93.7  | 88.8  | 92.4  |   |                 |   |   |     |    |   |   |   |     |    |   |   |   |     |    |   |   |
| 71.7    | 76.9  | 89.4  | 80.6  | 51.8  | 109.6 | 95.4  | 95.0  | 90.9  | 93.1  | 88.4  | 93.8  |   |                 |   |   |     |    |   |   |   |     |    |   |   |   |     |    |   |   |
| 71.4    | 76.6  | 95.0  | 79.2  | 51.7  | 108.4 | 95.5  | 95.1  | 92.5  | 92.7  | 87.6  | 93.9  |   |                 |   |   |     |    |   |   |   |     |    |   |   |   |     |    |   |   |
| 71.5    | 77.9  | 101.1 | 75.8  | 52.0  | 100.1 | 97.1  | 96.9  | 93.5  | 95.8  | 85.5  | 96.0  |   |                 |   |   |     |    |   |   |   |     |    |   |   |   |     |    |   |   |
| 70.7    | 77.4  | 105.9 | 79.9  | 49.7  | 108.8 | 97.2  | 96.9  | 94.5  | 96.5  | 86.6  | 96.1  |   |                 |   |   |     |    |   |   |   |     |    |   |   |   |     |    |   |   |
| 70.2    | 76.4  | 100.5 | 79.2  | 49.3  | 108.3 | 96.6  | 96.4  | 94.2  | 93.2  | 84.3  | 95.0  |   |                 |   |   |     |    |   |   |   |     |    |   |   |   |     |    |   |   |

5. 業種別及び特殊分類別指数 5. Indices by Industry and by Use of Goods  
(4)-2 生産者製品在庫指数(平均) (4)-2 Indices of Producer's Inventory of Finished Goods (Average)

| 分類コード | 生産財    |          |             |        |        |           |      |           |            |              |      | Industries Code |             |
|-------|--------|----------|-------------|--------|--------|-----------|------|-----------|------------|--------------|------|-----------------|-------------|
|       | 電気機械工業 | 情報通信機械工業 | 電子部品・デバイス工業 | 輸送機械工業 | 精密機械工業 | 窯業・土石製品工業 | 化学工業 | 石油・石炭製品工業 | プラスチック製品工業 | パルプ・紙・紙加工品工業 | 繊維工業 |                 | 食料品・たばこ工業   |
| 時系列   | 260    | 261      | 262         | 263    | 264    | 265       | 266  | 267       | 268        | 269          | 270  | 271             | Time series |

| ウエイト | 175.8 | 28.2  | 502.4 | 16.2   | 5.7   | 188.2 | 1021.0 | 167.8 | 328.8 | 278.4 | 295.3 | 98.9  |
|------|-------|-------|-------|--------|-------|-------|--------|-------|-------|-------|-------|-------|
| 原指数  |       |       |       |        |       |       |        |       |       |       |       |       |
| 12年  | 100.0 | 100.0 | 100.0 | 100.0  | 100.0 | 100.0 | 100.0  | 100.0 | 100.0 | 100.0 | 100.0 | 100.0 |
| 13   | 101.4 | 90.5  | 127.8 | 112.7  | 130.4 | 112.8 | 104.7  | 99.7  | 102.4 | 106.3 | 96.8  | 106.3 |
| 14   | 83.9  | 88.9  | 97.1  | 107.3  | 146.4 | 100.4 | 97.4   | 94.1  | 101.5 | 100.5 | 88.6  | 103.9 |
| 15   | 89.3  | 88.6  | 94.1  | 95.0   | 144.1 | 94.4  | 96.8   | 99.3  | 98.9  | 101.8 | 78.7  | 107.2 |
| 16   | 101.0 | 85.5  | 115.4 | 93.2</ |       |       |        |       |       |       |       |       |

5. 業種別及び特殊分類別指数 5. Indices by Industry and by Use of Goods  
 (4)-2 生産者製品在庫指数(平均) (4)-2 Indices of Producer's Inventory of Finished Goods (Average)

| 分類コード<br>時系列 | その他工業               | ゴム製品工業          | 皮革製品工業           | 木材・木製品工業               | 鉱業     | その他用生産財    | 金属製品工業            | 電気機械工業               | 精密機械工業                | 窯業・土石製品工業                         | 化学工業      | 石油・石炭製品工業                   |
|--------------|---------------------|-----------------|------------------|------------------------|--------|------------|-------------------|----------------------|-----------------------|-----------------------------------|-----------|-----------------------------|
|              | Other manufacturing | Rubber products | Leather products | Wood and wood products | Mining | For others | Fabricated metals | Electrical machinery | Precision instruments | Ceramics, stone and clay products | Chemicals | Petroleum and coal products |
|              | 272                 | 273             | 274              | 275                    | 276    | 277        | 278               | 279                  | 280                   | 281                               | 282       | 283                         |
| ウェイト         | 138.8               | 77.4            | 11.6             | 49.8                   | 5.4    | 187.9      | 16.9              | 19.9                 | 3.0                   | 19.5                              | 5.5       | 53.9                        |

原指数

|        |       |       |       |       |       |       |       |       |       |       |       |       |
|--------|-------|-------|-------|-------|-------|-------|-------|-------|-------|-------|-------|-------|
| 12年    | 100.0 | 100.0 | 100.0 | 100.0 | 100.0 | 100.0 | 100.0 | 100.0 | 100.0 | 100.0 | 100.0 | 100.0 |
| 13     | 106.4 | 110.3 | 94.2  | 103.0 | 93.5  | 107.7 | 102.8 | 107.8 | 114.7 | 99.9  | 159.9 | 106.7 |
| 14     | 98.2  | 104.9 | 94.9  | 88.5  | 105.4 | 104.8 | 100.7 | 102.0 | 104.9 | 95.7  | 175.9 | 100.2 |
| 15     | 94.8  | 106.0 | 85.5  | 79.6  | 97.4  | 107.7 | 102.9 | 101.0 | 96.6  | 90.5  | 172.1 | 112.1 |
| 16     | 86.4  | 95.5  | 81.4  | 73.2  | 86.8  | 103.3 | 101.7 | 100.7 | 87.4  | 90.7  | 195.6 | 104.0 |
| 12年度   | 100.2 | 101.6 | 99.6  | 98.1  | 97.4  | 101.9 | 99.9  | 101.6 | 102.8 | 99.5  | 110.0 | 101.8 |
| 13     | 106.2 | 110.2 | 93.2  | 102.9 | 95.4  | 107.6 | 103.3 | 107.7 | 114.5 | 98.9  | 170.0 | 105.5 |
| 14     | 97.1  | 104.9 | 94.2  | 85.5  | 106.0 | 104.4 | 100.7 | 101.5 | 101.7 | 95.3  | 169.0 | 99.9  |
| 15     | 92.5  | 104.4 | 82.9  | 76.2  | 92.6  | 108.2 | 102.8 | 100.9 | 94.5  | 89.3  | 180.2 | 113.9 |
| 16     | 87.4  | 95.3  | 82.2  | 76.4  | 88.0  | 103.0 | 102.1 | 101.2 | 87.7  | 90.7  | 201.3 | 102.8 |
| 16年 1月 | 86.9  | 99.0  | 80.3  | 69.6  | 90.9  | 104.1 | 102.1 | 88.2  | 92.3  | 90.3  | 166.6 | 111.8 |
| 2      | 89.0  | 102.6 | 81.0  | 69.6  | 85.4  | 103.6 | 102.8 | 87.1  | 92.1  | 91.6  | 183.9 | 103.3 |
| 3      | 83.9  | 92.6  | 81.0  | 71.1  | 83.7  | 97.9  | 102.1 | 79.3  | 88.3  | 90.3  | 160.9 | 97.1  |
| 4      | 85.3  | 93.0  | 83.2  | 73.9  | 90.8  | 100.4 | 100.6 | 85.8  | 86.7  | 94.6  | 150.3 | 104.2 |
| 5      | 85.4  | 94.4  | 80.7  | 72.5  | 86.9  | 102.2 | 98.9  | 93.7  | 93.3  | 94.8  | 186.2 | 101.7 |
| 6      | 85.9  | 95.5  | 80.2  | 72.5  | 94.2  | 101.4 | 100.1 | 101.9 | 84.5  | 92.5  | 204.8 | 96.1  |
| 7      | 87.6  | 97.0  | 79.2  | 75.0  | 88.5  | 104.6 | 100.5 | 108.0 | 82.7  | 90.5  | 194.9 | 106.5 |
| 8      | 85.6  | 93.4  | 81.0  | 74.4  | 86.1  | 105.8 | 100.6 | 112.6 | 83.7  | 89.4  | 153.2 | 115.8 |
| 9      | 85.6  | 92.4  | 83.1  | 75.6  | 79.4  | 103.7 | 100.7 | 120.1 | 78.7  | 86.2  | 185.4 | 103.8 |
| 10     | 86.5  | 94.2  | 80.3  | 76.0  | 86.9  | 104.3 | 104.6 | 124.1 | 86.3  | 89.1  | 228.9 | 97.0  |
| 11     | 86.2  | 95.3  | 82.0  | 72.9  | 84.9  | 106.7 | 104.6 | 116.5 | 89.2  | 89.6  | 259.2 | 104.1 |
| 12     | 88.3  | 97.1  | 84.2  | 75.7  | 83.3  | 104.9 | 103.3 | 91.4  | 91.0  | 89.6  | 272.4 | 106.6 |
| 17年 1月 | 88.8  | 96.6  | 84.7  | 77.8  | 94.5  | 103.0 | 103.8 | 90.8  | 97.1  | 92.7  | 209.3 | 105.0 |
| 2      | 92.2  | 99.1  | 84.6  | 83.3  | 94.0  | 101.9 | 104.3 | 90.0  | 91.9  | 92.2  | 195.0 | 99.6  |
| 3      | 91.6  | 95.7  | 83.5  | 87.2  | 86.0  | 96.9  | 103.0 | 80.0  | 87.3  | 87.6  | 175.5 | 93.5  |

季節調整済指数

|        |       |       |       |       |       |       |       |       |       |       |       |       |
|--------|-------|-------|-------|-------|-------|-------|-------|-------|-------|-------|-------|-------|
| 12年 1期 | 101.7 | 99.1  | 99.0  | 106.8 | 105.0 | 98.7  | 101.8 | 98.8  | 99.1  | 101.9 | 90.2  | 99.0  |
| 2      | 100.6 | 100.2 | 103.9 | 100.9 | 100.1 | 98.2  | 98.8  | 100.0 | 98.1  | 99.4  | 91.0  | 98.2  |
| 3      | 98.6  | 100.3 | 101.8 | 94.7  | 98.0  | 101.7 | 100.0 | 100.2 | 103.7 | 99.2  | 125.1 | 100.8 |
| 4      | 99.2  | 100.3 | 95.4  | 98.0  | 97.2  | 101.2 | 99.6  | 100.9 | 99.0  | 99.2  | 94.9  | 101.9 |
| 13年 1期 | 102.5 | 105.9 | 97.5  | 98.6  | 94.3  | 106.6 | 101.2 | 106.3 | 110.6 | 100.0 | 134.6 | 106.8 |
| 2      | 106.3 | 109.2 | 91.5  | 105.5 | 94.1  | 109.4 | 102.0 | 109.1 | 113.2 | 101.3 | 147.8 | 110.7 |
| 3      | 109.2 | 113.0 | 91.3  | 106.9 | 93.5  | 105.7 | 103.4 | 104.2 | 118.8 | 99.6  | 157.8 | 103.5 |
| 4      | 107.3 | 112.9 | 96.6  | 100.9 | 92.2  | 108.9 | 104.8 | 113.3 | 116.5 | 98.7  | 199.5 | 106.0 |
| 14年 1期 | 101.9 | 105.7 | 93.3  | 98.1  | 101.5 | 106.2 | 102.8 | 105.7 | 109.9 | 96.1  | 176.4 | 102.0 |
| 2      | 98.6  | 106.4 | 96.6  | 87.2  | 104.6 | 105.8 | 102.5 | 95.0  | 107.8 | 92.8  | 179.4 | 103.3 |
| 3      | 96.1  | 103.6 | 96.4  | 84.2  | 106.1 | 104.2 | 99.5  | 97.7  | 104.2 | 96.7  | 175.6 | 99.4  |
| 4      | 96.1  | 103.8 | 93.4  | 84.8  | 109.7 | 103.2 | 98.0  | 110.5 | 97.5  | 97.4  | 169.8 | 96.4  |
| 15年 1期 | 97.5  | 106.0 | 90.3  | 85.4  | 103.9 | 104.7 | 102.5 | 103.3 | 98.2  | 94.4  | 151.7 | 101.4 |
| 2      | 96.9  | 106.9 | 87.9  | 83.6  | 102.1 | 109.9 | 104.0 | 103.7 | 96.5  | 92.7  | 184.6 | 115.3 |
| 3      | 93.6  | 106.3 | 82.6  | 76.6  | 93.9  | 108.1 | 104.1 | 99.7  | 94.7  | 87.7  | 187.7 | 115.1 |
| 4      | 91.1  | 104.6 | 81.2  | 72.6  | 89.5  | 107.9 | 100.9 | 98.5  | 97.0  | 86.7  | 165.4 | 116.1 |
| 16年 1期 | 88.0  | 99.8  | 80.0  | 71.3  | 85.3  | 106.6 | 102.0 | 101.5 | 90.1  | 89.4  | 183.5 | 109.9 |
| 2      | 83.8  | 92.5  | 80.2  | 71.0  | 89.8  | 100.7 | 101.2 | 101.0 | 88.9  | 91.6  | 163.9 | 101.5 |
| 3      | 85.3  | 93.3  | 82.4  | 74.1  | 85.5  | 101.5 | 100.3 | 99.3  | 83.1  | 91.2  | 196.8 | 103.9 |
| 4      | 88.4  | 96.8  | 82.8  | 76.7  | 86.3  | 104.6 | 103.6 | 101.5 | 87.4  | 90.6  | 238.9 | 100.9 |
| 17年 1期 | 92.3  | 98.8  | 83.5  | 84.1  | 90.2  | 105.3 | 103.4 | 103.9 | 91.3  | 89.5  | 207.6 | 105.0 |
| 16年 1月 | 89.6  | 101.8 | 79.2  | 73.3  | 87.7  | 107.1 | 101.7 | 101.5 | 88.7  | 89.2  | 168.7 | 112.4 |
| 2      | 90.4  | 104.0 | 81.3  | 70.6  | 85.9  | 107.8 | 101.5 | 102.3 | 92.0  | 89.7  | 187.3 | 109.8 |
| 3      | 84.1  | 93.6  | 79.6  | 69.9  | 82.4  | 105.0 | 102.8 | 100.7 | 89.7  | 89.3  | 194.6 | 107.6 |
| 4      | 83.5  | 91.5  | 80.6  | 71.0  | 88.1  | 102.8 | 102.4 | 101.2 | 88.8  | 92.7  | 162.0 | 105.7 |
| 5      | 83.9  | 92.8  | 79.5  | 71.2  | 86.8  | 100.4 | 100.7 | 101.4 | 92.5  | 91.1  | 163.9 | 98.3  |
| 6      | 84.0  | 93.1  | 80.5  | 70.9  | 94.5  | 99.0  | 100.6 | 100.5 | 85.5  | 91.0  | 165.7 | 100.4 |
| 7      | 85.5  | 94.1  | 80.7  | 73.4  | 87.8  | 101.2 | 100.2 | 95.6  | 83.2  | 91.9  | 184.7 | 104.1 |
| 8      | 85.0  | 93.3  | 81.6  | 74.3  | 87.1  | 101.7 | 99.8  | 99.8  | 83.1  | 91.3  | 177.4 | 106.1 |
| 9      | 85.4  | 92.5  | 84.9  | 74.6  | 81.7  | 101.7 | 100.8 | 102.6 | 82.9  | 90.4  | 228.2 | 101.6 |
| 10     | 87.3  | 95.4  | 82.3  | 76.3  | 86.5  | 102.5 | 103.2 | 100.0 | 85.9  | 91.4  | 239.3 | 94.4  |
| 11     | 88.1  | 96.7  | 82.7  | 76.1  | 87.1  | 104.8 | 104.1 | 100.8 | 87.3  | 90.5  | 236.4 | 102.7 |
| 12     | 89.7  | 98.2  | 83.4  | 77.6  | 85.2  | 106.4 | 103.4 | 103.6 | 88.9  | 90.0  | 241.1 | 105.7 |
| 17年 1月 | 91.5  | 99.3  | 83.5  | 82.0  | 91.2  | 105.9 | 103.4 | 104.5 | 93.3  | 91.6  | 211.9 | 105.5 |
| 2      | 93.7  | 100.4 | 84.9  | 84.5  | 94.6  | 106.1 | 103.0 | 105.7 | 91.8  | 90.3  | 198.6 | 105.8 |
| 3      | 91.8  | 96.8  | 82.1  | 85.7  | 84.7  | 103.9 | 103.7 | 101.6 | 88.7  | 86.6  | 212.3 | 103.6 |

5. 業種別及び特殊分類別指数 5. Indices by Industry and by Use of Goods  
 (4)-2 生産者製品在庫指数(平均) (4)-2 Indices of Producer's Inventory of Finished Goods (Average)

| 分類コード<br>時系列 | パルプ・紙・紙加工工業                    | その他工業               | ゴム製品工業          | その他製品工業        | 鉱業     | Industry Code |
|--------------|--------------------------------|---------------------|-----------------|----------------|--------|---------------|
|              | Pulp, paper and paper products | Other manufacturing | Rubber products | Other products | Mining | Time series   |
|              | 284                            | 285                 | 286             | 287            | 288    | Weight        |
| ウェイト         | 19.5                           | 48.1                | 26.5            | 21.6           | 1.6    |               |

Original Index

|       |       |       |       |       |           |
|-------|-------|-------|-------|-------|-----------|
| 100.0 | 100.0 | 100.0 | 100.0 | 100.0 | C.Y. 2000 |
| 114.2 | 105.1 | 111.7 | 97.0  | 90.2  | 2001      |
| 115.1 | 103.9 | 111.6 | 94.3  | 108.8 | 2002      |
| 113.0 | 105.0 | 112.5 | 95.7  | 124.3 | 2003      |
| 108.3 | 98.6  | 101.1 | 95.5  | 73.0  | 2004      |
| 101.7 | 103.5 | 102.1 | 105.1 | 85.3  | F.Y. 2000 |
| 116.3 | 104.0 | 112.6 | 93.6  | 95.7  | 2001      |
| 114.9 | 103.4 | 111.6 | 93.3  | 124.8 | 2002      |
| 111.9 | 105.3 | 111.0 | 98.3  | 113.6 | 2003      |
| 109.1 | 97.5  | 101.2 | 93.1  | 68.7  | 2004      |
| 109.8 | 99.8  | 99.2  | 100.5 | 93.5  | Jan. 2004 |
| 112.0 | 105.3 | 108.0 | 102.0 | 62.7  | Feb.      |
| 107.9 | 98.9  | 99.2  | 98.6  | 57.2  | Mar.      |
| 106.5 | 98.3  | 98.5  | 98.0  | 61.6  | Apr.      |
| 109.4 | 98.5  | 101.4 | 95.0  | 99.0  | May.      |
| 111.5 | 97.1  | 101.4 | 91.8  | 79.2  | Jun.      |
| 105.5 | 99.5  | 104.7 | 93.1  | 80.3  | Jul.      |
| 107.8 | 96.7  | 98.8  | 94.1  | 67.1  | Aug.      |
| 108.1 | 96.7  | 97.8  | 95.4  | 62.7  | Sep.      |
| 106.0 | 97.9  | 102.2 | 92.7  | 61.6  | Oct.      |
| 107.3 | 97.9  | 98.2  | 97.4  | 68.2  | Nov.      |
| 108.3 | 96.4  | 103.4 | 87.9  | 82.5  | Dec.      |
| 111.6 | 95.7  | 100.5 | 89.8  | 64.9  | Jan. 2005 |
| 114.0 | 99.6  | 105.6 | 92.4  | 41.8  | Feb.      |
| 112.6 | 96.2  | 101.4 | 89.7  | 55.0  | Mar.      |

Seasonal Adjustment Index

|       |       |       |       |       |           |
|-------|-------|-------|-------|-------|-----------|
| 102.2 | 94.0  | 98.6  | 87.7  | 112.1 | Q1 2000   |
| 97.5  | 97.7  | 98.9  | 96.8  | 92.6  | Q2        |
| 98.2  | 103.2 | 100.7 | 105.8 | 145.8 | Q3        |
| 102.6 | 105.3 | 101.8 | 109.7 | 51.2  | Q4        |
| 109.1 | 108.0 | 107.1 | 108.2 | 38.5  | Q1 2001   |
| 116.9 | 106.4 | 110.3 | 102.4 | 67.1  | Q2        |
| 117.1 | 104.4 | 115.7 | 90.0  | 58.2  | Q3        |
| 113.7 | 101.5 | 113.7 | 87.9  | 184.4 | Q4        |
| 117.5 | 103.7 | 110.6 | 94.4  | 65.6  | Q1 2002   |
| 113.5 | 105.4 | 113.3 | 96.2  | 107.7 | Q2        |
| 115.4 | 105.7 | 113.7 | 95.1  | 112.0 | Q3        |
| 113.9 | 100.5 | 108.5 | 91.9  | 127.8 | Q4        |
| 115.5 | 101.8 | 111.5 | 89.8  | 159.9 | Q1 2003   |
| 111.8 | 103.9 | 114.2 | 90.6  | 164.5 | Q2        |
| 113.5 | 106.0 | 112.9 | 97.8  | 114.5 | Q3        |
| 111.3 | 108.2 | 111.5 | 104.5 | 67.4  | Q4        |
| 110.3 | 103.0 | 105.2 | 100.2 | 93.7  | Q1 2004   |
| 107.5 | 95.8  | 95.7  | 96.1  | 68.7  | Q2        |
| 106.0 | 95.9  | 98.3  | 93.4  | 69.7  | Q3        |
| 109.6 | 99.9  | 105.8 | 92.4  | 66.7  | Q4        |
| 113.1 | 98.8  | 105.6 | 90.5  | 72.8  | Q1 2005   |
| 110.7 | 104.9 | 107.8 | 101.9 | 95.9  | Jan. 2004 |
| 110.9 | 104.5 | 108.1 | 99.7  | 88.7  | Feb.      |
| 109.2 | 99.7  | 99.6  | 99.1  | 96.5  | Mar.      |
| 108.1 | 96.8  | 94.1  | 99.6  | 74.4  | Apr.      |
| 107.8 | 96.5  | 97.6  | 95.2  | 71.2  | May.      |
| 106.7 | 94.0  | 95.3  | 93.4  | 60.5  | Jun.      |
| 103.4 | 96.2  | 99.2  | 93.5  | 66.0  | Jul.      |
| 106.0 | 95.4  | 98.6  | 93.6  | 68.9  | Aug.      |
| 108.5 | 96.1  | 97.0  | 93.0  | 74.2  | Sep.      |
| 108.0 | 98.8  | 105.1 | 92.1  |       |           |

5. 業種別及び特殊分類別指数 5. Indices by Industry and by Use of Goods

(4)-2 生産者製品在庫指数(平均) (4)-2 Indices of Producer's Inventory of Finished Goods (Average)

| 分類<br>コード | 鉱工業                         |                       |                     |                  |   |                                   |                    |   |                    |                     |                   |                |
|-----------|-----------------------------|-----------------------|---------------------|------------------|---|-----------------------------------|--------------------|---|--------------------|---------------------|-------------------|----------------|
|           | 最終需要財                       | 投資財                   | 資本財                 |                  | 製造設備用   | 電力用                               | 通信・放送用             | 農業用   | 建設用                | 輸送用                 | 事務用               |                |
|           |                             |                       | 資本財<br>(除輸送機械)      | 資本財<br>(輸送機械)    |   |                                   |                    |   |                    |                     |                   |                |
| 時系列       | Mining and<br>manufacturing | Final demand<br>goods | Investment<br>goods | Capital<br>goods | Capital goods<br>(excl. Transport<br>equipment) | For<br>manufacturing<br>equipment | For<br>electricity | For<br>communication<br>and<br>broadcasting | For<br>agriculture | For<br>construction | For<br>transports | For<br>offices |
| ウェイト      | 300                         | 301                   | 302                 | 303              | 304   | 305                               | 306                | 307   | 308                | 309                 | 310               | 311            |

| 原指数    |       |       |       |       |       |       |       |       |       |       |       |       |
|--------|-------|-------|-------|-------|-------|-------|-------|-------|-------|-------|-------|-------|
| 12年    | 100.0 | 100.0 | 100.0 | 100.0 | 100.0 | 100.0 | 100.0 | 100.0 | 100.0 | 100.0 | 100.0 | 100.0 |
| 13     | 102.7 | 98.9  | 98.5  | 97.2  | 97.3  | 103.3 | 94.1  | 104.5 | 93.6  | 93.9  | 96.6  | 99.2  |
| 14     | 94.1  | 91.8  | 89.3  | 86.2  | 86.0  | 90.1  | 86.7  | 93.8  | 82.8  | 73.1  | 87.2  | 87.5  |
| 15     | 91.1  | 87.1  | 82.9  | 78.3  | 76.4  | 86.9  | 77.8  | 98.1  | 73.1  | 55.1  | 84.6  | 83.3  |
| 16     | 90.0  | 85.3  | 81.9  | 78.9  | 75.0  | 83.5  | 85.5  | 107.5 | 62.4  | 58.8  | 91.8  | 90.1  |
| 12年度   | 100.5 | 99.3  | 99.3  | 98.7  | 99.0  | 99.1  | 97.8  | 102.2 | 100.7 | 99.8  | 97.7  | 100.3 |
| 13     | 101.6 | 98.3  | 97.3  | 95.7  | 95.8  | 102.8 | 92.6  | 103.2 | 91.4  | 91.0  | 95.2  | 94.8  |
| 14     | 92.6  | 90.2  | 87.0  | 83.7  | 83.2  | 88.1  | 84.3  | 93.9  | 79.8  | 67.2  | 85.0  | 87.8  |
| 15     | 90.5  | 85.8  | 81.8  | 76.9  | 74.8  | 84.9  | 79.7  | 99.8  | 70.7  | 52.5  | 83.8  | 84.0  |
| 16     | 90.7  | 86.0  | 82.7  | 80.5  | 75.7  | 84.4  | 83.0  | 108.2 | 62.1  | 61.5  | 96.3  | 92.9  |
| 16年 1月 | 91.0  | 85.5  | 82.8  | 81.4  | 77.5  | 86.6  | 84.8  | 102.6 | 68.9  | 54.3  | 94.2  | 94.7  |
| 2      | 92.0  | 86.8  | 83.1  | 81.8  | 79.7  | 86.0  | 85.9  | 103.8 | 76.6  | 52.6  | 88.7  | 101.5 |
| 3      | 85.4  | 78.9  | 76.3  | 69.4  | 69.1  | 74.8  | 82.8  | 108.3 | 62.8  | 48.1  | 70.3  | 78.6  |
| 4      | 88.7  | 84.6  | 79.4  | 75.3  | 72.5  | 80.8  | 85.4  | 105.2 | 64.0  | 53.3  | 84.9  | 81.5  |
| 5      | 90.2  | 85.4  | 80.8  | 76.2  | 74.1  | 80.8  | 85.6  | 106.5 | 64.9  | 57.2  | 83.3  | 81.9  |
| 6      | 90.9  | 86.9  | 82.4  | 79.8  | 75.5  | 79.5  | 87.7  | 111.9 | 63.4  | 63.6  | 93.9  | 84.8  |
| 7      | 90.4  | 86.3  | 83.5  | 81.7  | 78.4  | 89.1  | 90.4  | 111.2 | 63.8  | 70.7  | 92.5  | 86.3  |
| 8      | 91.3  | 85.9  | 83.1  | 79.5  | 76.0  | 89.4  | 86.4  | 108.1 | 56.3  | 65.3  | 91.0  | 86.6  |
| 9      | 88.9  | 85.0  | 81.4  | 77.1  | 70.6  | 77.7  | 85.3  | 106.7 | 52.3  | 56.1  | 98.3  | 87.8  |
| 10     | 91.2  | 87.7  | 83.8  | 80.7  | 73.2  | 82.1  | 84.4  | 107.6 | 56.1  | 57.7  | 105.2 | 95.5  |
| 11     | 92.3  | 89.3  | 84.3  | 83.8  | 75.8  | 87.5  | 82.3  | 106.2 | 57.7  | 60.3  | 109.9 | 103.6 |
| 12     | 87.9  | 80.9  | 82.1  | 80.1  | 77.4  | 87.1  | 84.7  | 112.3 | 62.3  | 66.4  | 88.8  | 97.8  |
| 17年 1月 | 93.3  | 87.6  | 85.5  | 87.3  | 80.1  | 87.7  | 75.4  | 108.1 | 69.3  | 65.2  | 111.3 | 103.7 |
| 2      | 95.0  | 90.9  | 87.1  | 89.1  | 83.1  | 89.4  | 74.8  | 109.9 | 73.6  | 68.2  | 108.8 | 112.1 |
| 3      | 87.7  | 81.5  | 79.4  | 75.6  | 71.8  | 81.6  | 73.3  | 104.7 | 61.9  | 54.3  | 88.2  | 93.7  |

| 季節調整済指数 |       |       |       |       |       |       |       |       |       |       |       |       |
|---------|-------|-------|-------|-------|-------|-------|-------|-------|-------|-------|-------|-------|
| 12年 1期  | 99.8  | 101.0 | 101.7 | 102.7 | 101.4 | 104.1 | 104.2 | 92.2  | 96.8  | 96.9  | 106.5 | 101.9 |
| 2       | 99.9  | 100.8 | 100.7 | 100.8 | 100.4 | 97.3  | 103.4 | 100.9 | 100.8 | 100.1 | 100.9 | 97.5  |
| 3       | 99.7  | 99.4  | 98.7  | 98.3  | 99.4  | 98.9  | 97.7  | 104.7 | 99.4  | 103.0 | 94.9  | 96.4  |
| 4       | 100.7 | 99.0  | 98.9  | 97.9  | 98.6  | 99.4  | 95.0  | 102.9 | 102.9 | 99.3  | 97.3  | 103.9 |
| 13年 1期  | 102.0 | 98.1  | 99.1  | 98.0  | 97.7  | 100.7 | 95.1  | 101.3 | 100.3 | 96.3  | 98.0  | 104.2 |
| 2       | 104.3 | 99.9  | 99.8  | 100.1 | 99.2  | 104.9 | 95.7  | 110.9 | 94.9  | 95.8  | 102.6 | 105.6 |
| 3       | 103.3 | 99.7  | 98.8  | 96.5  | 96.7  | 103.7 | 95.4  | 108.3 | 88.1  | 93.8  | 96.2  | 94.1  |
| 4       | 101.1 | 97.7  | 96.5  | 94.3  | 95.7  | 103.7 | 90.4  | 97.2  | 91.9  | 90.0  | 91.0  | 93.6  |
| 14年 1期  | 97.7  | 95.8  | 94.2  | 91.9  | 91.5  | 98.7  | 88.8  | 96.5  | 91.2  | 84.6  | 91.8  | 86.4  |
| 2       | 93.9  | 92.2  | 90.0  | 86.9  | 86.9  | 89.1  | 86.8  | 92.7  | 86.7  | 75.1  | 86.7  | 82.8  |
| 3       | 92.5  | 89.7  | 86.9  | 83.8  | 84.0  | 86.6  | 85.2  | 91.4  | 78.5  | 67.3  | 84.0  | 89.9  |
| 4       | 92.2  | 89.4  | 85.9  | 82.3  | 81.2  | 86.1  | 86.4  | 94.8  | 74.3  | 65.2  | 86.7  | 84.2  |
| 15年 1期  | 91.9  | 89.2  | 84.9  | 81.3  | 80.6  | 89.5  | 78.8  | 96.4  | 78.1  | 60.7  | 83.6  | 88.2  |
| 2       | 90.8  | 86.4  | 83.6  | 78.0  | 75.8  | 87.2  | 76.1  | 94.1  | 74.4  | 54.2  | 84.3  | 81.4  |
| 3       | 90.9  | 86.9  | 81.4  | 76.5  | 75.9  | 87.5  | 76.0  | 96.1  | 73.4  | 54.3  | 79.6  | 82.8  |
| 4       | 90.7  | 86.1  | 81.8  | 77.3  | 73.0  | 83.3  | 80.3  | 106.2 | 66.2  | 51.1  | 91.8  | 80.0  |
| 16年 1期  | 89.6  | 84.1  | 80.5  | 76.1  | 74.3  | 81.9  | 86.1  | 103.9 | 67.8  | 51.4  | 81.3  | 90.0  |
| 2       | 90.4  | 86.5  | 81.7  | 79.0  | 74.9  | 83.5  | 86.4  | 107.1 | 63.9  | 60.1  | 94.1  | 85.3  |
| 3       | 89.9  | 85.4  | 82.4  | 79.7  | 74.8  | 85.3  | 86.2  | 108.0 | 56.8  | 63.0  | 96.3  | 88.0  |
| 4       | 90.3  | 85.1  | 83.1  | 81.1  | 76.0  | 83.2  | 83.2  | 111.6 | 61.4  | 60.8  | 97.3  | 97.3  |
| 17年 1期  | 92.1  | 87.1  | 83.8  | 82.5  | 77.2  | 85.8  | 75.9  | 106.3 | 66.8  | 62.0  | 99.4  | 101.8 |
| 16年 1月  | 89.1  | 83.5  | 80.2  | 75.7  | 74.0  | 81.8  | 84.0  | 100.8 | 66.8  | 49.6  | 80.3  | 88.5  |
| 2       | 89.7  | 83.9  | 80.3  | 75.5  | 74.1  | 82.1  | 86.7  | 97.3  | 67.7  | 48.8  | 78.0  | 92.0  |
| 3       | 89.9  | 85.0  | 81.1  | 77.1  | 74.8  | 81.7  | 87.6  | 113.6 | 69.0  | 55.9  | 85.7  | 89.6  |
| 4       | 91.2  | 88.5  | 82.8  | 81.4  | 75.7  | 86.7  | 87.9  | 105.1 | 66.5  | 57.9  | 103.0 | 89.1  |
| 5       | 89.9  | 85.3  | 81.3  | 77.3  | 75.1  | 84.3  | 86.4  | 107.3 | 65.0  | 59.9  | 85.0  | 84.9  |
| 6       | 90.0  | 85.7  | 81.1  | 78.3  | 73.8  | 79.6  | 85.0  | 109.0 | 60.3  | 62.6  | 94.2  | 81.8  |
| 7       | 88.2  | 82.8  | 80.7  | 77.1  | 74.2  | 86.7  | 86.1  | 107.5 | 57.2  | 64.1  | 88.3  | 80.1  |
| 8       | 90.0  | 84.6  | 81.9  | 78.1  | 74.4  | 85.4  | 85.2  | 108.4 | 55.1  | 61.9  | 89.1  | 87.5  |
| 9       | 91.5  | 88.7  | 84.5  | 83.9  | 75.8  | 83.7  | 87.2  | 108.2 | 58.0  | 63.0  | 111.6 | 96.3  |
| 10      | 90.5  | 85.7  | 83.2  | 80.2  | 74.6  | 82.0  | 84.4  | 111.8 | 57.8  | 59.4  | 97.4  | 95.8  |
| 11      | 90.8  | 86.2  | 83.9  | 82.5  | 76.3  | 83.0  | 82.4  | 113.4 | 59.3  | 59.5  | 102.9 | 102.4 |
| 12      | 89.5  | 83.5  | 82.3  | 80.7  | 77.2  | 84.6  | 82.8  | 109.6 | 67.2  | 63.6  | 91.6  | 93.8  |
| 17年 1月  | 91.4  | 85.6  | 82.8  | 81.2  | 76.5  | 82.8  | 74.7  | 106.2 | 67.2  | 59.6  | 94.9  | 96.9  |
| 2       | 92.6  | 87.9  | 84.2  | 82.2  | 77.2  | 85.4  | 75.5  | 103.0 | 65.1  | 63.3  | 95.7  | 101.6 |
| 3       | 92.3  | 87.8  | 84.4  | 84.0  | 77.8  | 89.2  | 77.6  | 109.8 | 68.1  | 63.1  | 107.5 | 106.8 |

5. 業種別及び特殊分類別指数 5. Indices by Industry and by Use of Goods

(4)-2 生産者製品在庫指数(平均) (4)-2 Indices of Producer's Inventory of Finished Goods (Average)

| 分類<br>コード | 消費財                    |                       |                     |                    |                   |                              |                   |   |                                    |                                   |                                      |                                  | Industries<br>Code |
|-----------|------------------------|-----------------------|---------------------|--------------------|-------------------|------------------------------|-------------------|---|------------------------------------|-----------------------------------|--------------------------------------|----------------------------------|--------------------|
|           | その他の<br>資本財            | 建設財                   | 建築用                 | 土木用                | 消費財               | 耐久消費財                        | 家事用               | 冷暖房用                                    | 家具・<br>装備品用                        | 娯楽用                               | 乗用車・<br>二輪車                          | 非耐久<br>消費財                       |                    |
|           |                        |                       |                     |                    |                   |                              |                   |   |                                    |                                   |                                      |                                  |                    |
| 時系列       | Other capital<br>goods | Construction<br>goods | For<br>construction | For<br>engineering | Consumer<br>goods | Durable<br>consumer<br>goods | For house<br>work | For heating<br>and cooling<br>equipment | For furniture<br>and<br>furnishing | For education<br>and<br>amusement | Passenger<br>cars and<br>motorcycles | Non-durable<br>consumer<br>goods |                    |
| ウェイト      | 312                    | 313                   | 314                 | 315                | 316               | 317                          | 318               | 319                                     | 320                                | 321                               | 322                                  | 323                              |                    |

| Original Index |       |       |       |       |       |       |       |       |       |       |       |       |           |
|----------------|-------|-------|-------|-------|-------|-------|-------|-------|-------|-------|-------|-------|-----------|
| 12年            | 100.0 | 100.0 | 100.0 | 100.0 | 100.0 | 100.0 | 100.0 | 100.0 | 100.0 | 100.0 | 100.0 | 100.0 | C.Y. 2000 |
| 13             | 97.7  | 99.8  | 100.4 | 97.1  | 99.1  | 98.5  | 96.6  | 94.4  | 98.2  | 97.4  | 101.5 | 99.7  | 2001      |
| 14             | 93.6  | 91.9  | 92.2  | 90.6  | 93.7  | 93.0  | 93.1  | 98.6  | 78.9  | 78.1  | 101.6 | 94.3  | 2002      |
| 15             | 83.0  | 87.0  | 87.7  | 84.2  | 90.3  | 89.7  | 83.1  | 80.3  | 68.5  | 77.3  | 108.0 | 90.8  | 2003      |
| 16             | 76.5  | 84.5  | 86.0  | 78.8  | 87.7  | 87.8  | 78.1  | 72.4  | 62.8  | 82.6  | 107.8 | 87.6  | 2004      |
| 12年度           | 97.0  | 99.9  | 99.9  | 99.9  | 99.3  | 98.2  | 96.4  | 95.7  | 100.0 | 99.6  | 98.9  | 100.2 | F.Y. 2000 |
| 13             | 98.1  | 98.8  | 99.6  | 99.5  | 99.0  | 98.6  | 98.2  | 97.0  | 94.2  | 94.5  | 102.7 | 99.4  | 2001      |
| 14             | 91.5  | 89.9  | 90.2  | 88.9  | 92.5  | 92.5  | 90.6  | 94.3  | 75.7  | 77.1  | 104.5 | 92.5  | 2002      |
| 15             | 80.6  | 86.1  | 86.9  | 82.7  | 88.8  | 86.8  | 80.7  | 77.0  | 66.2  | 77.7  | 103.3 | 90.7  | 2003      |
| 16             | 76.2  | 84.7  | 86.4  | 78.1  | 88.4  | 89.0  | 77.2  | 72.2  | 61.9  | 82.2  | 111.5 | 87.8  | 2004      |
| 16年 1月         | 82.8  | 84.0  | 85.0  | 79.9  | 87.5  | 86.9  | 81.7  | 61.0  | 66.2  | 77.1  | 110.4 | 88.1  | Jan. 2004 |
| 2              | 85.5  | 84.2  | 86.4  | 75.4  | 89.5  | 89.2  | 86.6  | 63.8  | 65.5  | 84.7  | 109.8 | 89.9  | Feb.      |
| 3              | 73.5  | 82.3  | 84.7  | 73.0  | 80.8  | 73.7  | 69.7  | 63.4  | 61.2  | 81.1  | 79.8  | 87.4  | Mar.      |
| 4              | 76.0  | 83.0  | 85.4  | 73.9  | 88.5  | 88.1  | 76.7  | 86.5  | 60.6  | 80.2  | 104.6 | 88.9  | Apr.      |
| 5              | 78.2  | 84.8  | 86.6  | 78.0  | 88.7  | 89.5  | 81.8  | 95.2  | 61.5  | 92.8  | 96.5  | 88.1  | May.      |
| 6              | 77.8  | 84.6  | 86.1  | 78.8  | 90.2  | 94.4  | 86.6  | 88.8  | 62.7  | 82.2  | 112.3 | 86.2  |           |

## 5. 業種別及び特殊分類別指数 5. Indices by Industry and by Use of Goods

(4)-2 生産者製品在庫指数(平均) (4)-2 Indices of Producer's Inventory of Finished Goods (Average)

| 分類<br>コード | 生産財            |                             |                       |                   |                |                              |            | Industries<br>Code |
|-----------|----------------|-----------------------------|-----------------------|-------------------|----------------|------------------------------|------------|--------------------|
|           | 家事用            | 教育・娯楽用                      | 被服・履き物                | 飲食料品              | 生産財            | 鉱工業用生産財                      | その他用生産財    |                    |
|           | For house work | For education and amusement | Clothing and footwear | Food and beverage | Producer goods | For mining and manufacturing | For others |                    |
| 時系列       | 324            | 325                         | 326                   | 327               | 328            | 329                          | 330        | Time series        |
| ウェイト      | 564.8          | 366.5                       | 252.2                 | 307.2             | 4994.6         | 4806.7                       | 187.9      | Weight             |

## 原指数 Original Index

|        |       |       |       |       |       |       |       |           |
|--------|-------|-------|-------|-------|-------|-------|-------|-----------|
| 12年    | 100.0 | 100.0 | 100.0 | 100.0 | 100.0 | 100.0 | 100.0 | C.Y. 2000 |
| 13     | 102.7 | 97.3  | 94.7  | 101.3 | 106.5 | 106.4 | 107.7 | 2001      |
| 14     | 98.2  | 97.2  | 83.8  | 92.4  | 96.3  | 96.0  | 104.8 | 2002      |
| 15     | 96.5  | 89.8  | 76.3  | 93.5  | 95.0  | 94.5  | 107.7 | 2003      |
| 16     | 91.1  | 89.7  | 73.1  | 90.7  | 94.8  | 94.5  | 103.3 | 2004      |
| 12年度   | 100.8 | 100.3 | 97.9  | 100.9 | 101.8 | 101.8 | 101.9 | F.Y. 2000 |
| 13     | 102.7 | 97.7  | 93.2  | 100.4 | 104.9 | 104.8 | 107.6 | 2001      |
| 14     | 96.7  | 94.5  | 81.2  | 91.7  | 95.1  | 94.7  | 104.4 | 2002      |
| 15     | 97.4  | 89.6  | 75.1  | 92.6  | 95.1  | 94.6  | 108.2 | 2003      |
| 16     | 88.6  | 93.2  | 72.8  | 92.4  | 95.3  | 95.0  | 103.0 | 2004      |
| 16年 1月 | 96.4  | 85.2  | 79.3  | 83.4  | 96.6  | 96.3  | 104.1 | Jan. 2004 |
| 2      | 99.2  | 89.9  | 76.5  | 83.9  | 97.2  | 97.0  | 103.6 | Feb.      |
| 3      | 93.6  | 90.3  | 71.9  | 85.4  | 91.9  | 91.7  | 97.9  | Mar.      |
| 4      | 92.6  | 94.0  | 69.8  | 91.5  | 92.7  | 92.4  | 100.4 | Apr.      |
| 5      | 93.9  | 88.3  | 67.7  | 93.7  | 95.0  | 94.7  | 102.2 | May.      |
| 6      | 85.8  | 88.7  | 68.0  | 98.7  | 94.9  | 94.6  | 101.4 | Jun.      |
| 7      | 86.3  | 91.2  | 70.8  | 94.8  | 94.6  | 94.2  | 104.6 | Jul.      |
| 8      | 87.7  | 84.2  | 72.4  | 92.1  | 96.8  | 96.5  | 105.8 | Aug.      |
| 9      | 87.1  | 89.9  | 73.0  | 92.1  | 92.7  | 92.3  | 103.7 | Sep.      |
| 10     | 91.7  | 86.7  | 73.9  | 90.9  | 94.7  | 94.3  | 104.3 | Oct.      |
| 11     | 94.6  | 98.6  | 75.8  | 93.8  | 95.4  | 94.9  | 106.7 | Nov.      |
| 12     | 84.7  | 87.7  | 77.5  | 87.8  | 95.0  | 94.6  | 104.9 | Dec.      |
| 17年 1月 | 85.8  | 98.1  | 78.3  | 89.9  | 99.0  | 98.8  | 103.0 | Jan. 2005 |
| 2      | 87.8  | 109.1 | 76.0  | 92.8  | 99.1  | 99.0  | 101.9 | Feb.      |
| 3      | 84.9  | 99.3  | 70.8  | 90.8  | 93.9  | 93.8  | 96.9  | Mar.      |

## 季節調整済指数 Seasonal Adjustment Index

|        |       |       |       |       |       |       |       |           |
|--------|-------|-------|-------|-------|-------|-------|-------|-----------|
| 12年 1期 | 98.2  | 95.9  | 102.8 | 96.8  | 98.6  | 98.6  | 98.7  | Q1 2000   |
| 2      | 100.0 | 99.3  | 101.4 | 101.3 | 98.8  | 98.8  | 98.2  | Q2        |
| 3      | 101.2 | 100.8 | 99.3  | 100.3 | 100.2 | 100.1 | 101.7 | Q3        |
| 4      | 100.7 | 103.9 | 96.4  | 101.3 | 102.5 | 102.5 | 101.2 | Q4        |
| 13年 1期 | 101.4 | 97.3  | 94.9  | 100.7 | 105.7 | 105.7 | 106.6 | Q1 2001   |
| 2      | 104.5 | 96.0  | 95.6  | 103.6 | 108.7 | 108.7 | 109.4 | Q2        |
| 3      | 102.3 | 98.4  | 94.2  | 100.4 | 107.1 | 107.2 | 105.7 | Q3        |
| 4      | 102.7 | 97.5  | 94.0  | 100.7 | 104.4 | 104.2 | 108.9 | Q4        |
| 14年 1期 | 101.6 | 99.3  | 89.3  | 96.8  | 99.4  | 99.1  | 106.2 | Q1 2002   |
| 2      | 98.9  | 98.9  | 84.4  | 91.8  | 95.6  | 95.1  | 105.8 | Q2        |
| 3      | 97.4  | 100.2 | 81.1  | 90.0  | 95.3  | 95.0  | 104.2 | Q3        |
| 4      | 95.1  | 90.4  | 80.2  | 91.3  | 95.0  | 94.7  | 103.2 | Q4        |
| 15年 1期 | 95.7  | 89.7  | 79.0  | 92.9  | 94.4  | 94.0  | 104.7 | Q1 2003   |
| 2      | 95.2  | 89.6  | 76.4  | 89.2  | 95.1  | 94.5  | 109.9 | Q2        |
| 3      | 97.1  | 91.1  | 74.8  | 95.0  | 95.4  | 94.9  | 108.1 | Q3        |
| 4      | 97.7  | 88.7  | 75.0  | 96.6  | 95.1  | 94.6  | 107.9 | Q4        |
| 16年 1期 | 99.2  | 89.2  | 73.9  | 89.5  | 94.9  | 94.5  | 106.6 | Q1 2004   |
| 2      | 92.0  | 87.2  | 72.7  | 92.5  | 94.3  | 94.0  | 100.7 | Q2        |
| 3      | 85.8  | 88.0  | 72.3  | 90.1  | 94.6  | 94.4  | 101.5 | Q3        |
| 4      | 88.1  | 94.8  | 73.2  | 90.8  | 95.3  | 95.0  | 104.6 | Q4        |
| 17年 1期 | 88.7  | 103.0 | 73.0  | 96.8  | 97.0  | 96.7  | 105.3 | Q1 2005   |
| 16年 1月 | 98.3  | 88.5  | 74.5  | 89.8  | 94.8  | 94.3  | 107.1 | Jan. 2004 |
| 2      | 98.7  | 89.9  | 73.7  | 88.9  | 95.4  | 94.9  | 107.8 | Feb.      |
| 3      | 100.5 | 89.2  | 73.5  | 89.7  | 94.5  | 94.2  | 105.0 | Mar.      |
| 4      | 95.4  | 88.9  | 73.6  | 89.3  | 94.4  | 94.0  | 102.8 | Apr.      |
| 5      | 94.4  | 85.5  | 72.7  | 93.2  | 94.4  | 94.1  | 100.4 | May.      |
| 6      | 86.1  | 87.1  | 71.9  | 95.1  | 94.1  | 93.8  | 99.0  | Jun.      |
| 7      | 84.3  | 88.0  | 71.9  | 88.4  | 93.8  | 93.5  | 101.2 | Jul.      |
| 8      | 85.8  | 86.0  | 72.2  | 91.6  | 95.6  | 95.3  | 101.7 | Aug.      |
| 9      | 87.2  | 90.1  | 72.9  | 90.3  | 94.5  | 94.3  | 101.7 | Sep.      |
| 10     | 87.3  | 91.1  | 73.1  | 87.7  | 95.1  | 94.8  | 102.5 | Oct.      |
| 11     | 88.1  | 96.1  | 73.1  | 88.0  | 95.4  | 95.0  | 104.8 | Nov.      |
| 12     | 89.0  | 97.1  | 73.3  | 96.6  | 95.5  | 95.1  | 106.4 | Dec.      |
| 17年 1月 | 87.5  | 101.9 | 73.5  | 96.8  | 97.1  | 96.9  | 105.9 | Jan. 2005 |
| 2      | 87.4  | 109.1 | 73.2  | 98.3  | 97.2  | 96.9  | 106.1 | Feb.      |
| 3      | 91.1  | 98.1  | 72.4  | 95.4  | 96.6  | 96.4  | 103.9 | Mar.      |

5. 業種別及び特殊分類別指数 5. Indices by Industry and by Use of Goods

(5) 生産者製品在庫率指数 (5) Indices of Producer's Inventory Ratio of Finished Goods

| 分類コード<br>時系列 | 製造工業   |        |       |       |       |      |       |       |      |       |       |      |
|--------------|--------|--------|-------|-------|-------|------|-------|-------|------|-------|-------|------|
|              | 1      | 2      | 3     | 4     | 5     | 6    | 7     | 8     | 9    | 10    | 11    | 12   |
| ウェイト         | 9473.1 | 9459.1 | 829.6 | 212.2 | 240.4 | 74.2 | 114.9 | 124.6 | 63.3 | 373.2 | 265.4 | 57.8 |

| 分類コード<br>時系列 | 製造工業   |        |       |       |       |      |       |       |      |       |       |      |
|--------------|--------|--------|-------|-------|-------|------|-------|-------|------|-------|-------|------|
|              | 1      | 2      | 3     | 4     | 5     | 6    | 7     | 8     | 9    | 10    | 11    | 12   |
| ウェイト         | 9473.1 | 9459.1 | 829.6 | 212.2 | 240.4 | 74.2 | 114.9 | 124.6 | 63.3 | 373.2 | 265.4 | 57.8 |

| 分類コード<br>時系列 | 製造工業   |        |       |       |       |      |       |       |      |       |       |      |
|--------------|--------|--------|-------|-------|-------|------|-------|-------|------|-------|-------|------|
|              | 1      | 2      | 3     | 4     | 5     | 6    | 7     | 8     | 9    | 10    | 11    | 12   |
| ウェイト         | 9473.1 | 9459.1 | 829.6 | 212.2 | 240.4 | 74.2 | 114.9 | 124.6 | 63.3 | 373.2 | 265.4 | 57.8 |

5. 業種別及び特殊分類別指数 5. Indices by Industry and by Use of Goods

(5) 生産者製品在庫率指数 (5) Indices of Producer's Inventory Ratio of Finished Goods

| 分類コード<br>時系列 | 製造工業   |        |       |       |       |      |       |       |      |       |       |      |
|--------------|--------|--------|-------|-------|-------|------|-------|-------|------|-------|-------|------|
|              | 1      | 2      | 3     | 4     | 5     | 6    | 7     | 8     | 9    | 10    | 11    | 12   |
| ウェイト         | 9473.1 | 9459.1 | 829.6 | 212.2 | 240.4 | 74.2 | 114.9 | 124.6 | 63.3 | 373.2 | 265.4 | 57.8 |

| 分類コード<br>時系列 | 製造工業   |        |       |       |       |      |       |       |      |       |       |      |
|--------------|--------|--------|-------|-------|-------|------|-------|-------|------|-------|-------|------|
|              | 1      | 2      | 3     | 4     | 5     | 6    | 7     | 8     | 9    | 10    | 11    | 12   |
| ウェイト         | 9473.1 | 9459.1 | 829.6 | 212.2 | 240.4 | 74.2 | 114.9 | 124.6 | 63.3 | 373.2 | 265.4 | 57.8 |

| 分類コード<br>時系列 | 製造工業   |        |       |       |       |      |       |       |      |       |       |      |
|--------------|--------|--------|-------|-------|-------|------|-------|-------|------|-------|-------|------|
|              | 1      | 2      | 3     | 4     | 5     | 6    | 7     | 8     | 9    | 10    | 11    | 12   |
| ウェイト         | 9473.1 | 9459.1 | 829.6 | 212.2 | 240.4 | 74.2 | 114.9 | 124.6 | 63.3 | 373.2 | 265.4 | 57.8 |

5. 業種別及び特殊分類別指数 5. Indices by Industry and by Use of Goods  
 (5) 生産者製品在庫率指数 (5) Indices of Producer's Inventory Ratio of Finished Goods

| 分類コード<br>時系列 | 特殊産業機械                       | 風水力機械・油圧機器                              | 運搬機械                | 産業用ロボット           | 農業用機械                  | 金属工作機械                  | 金属加工機械                  | 繊維機械              | 事務用機械            | 冷凍機・応用製品                              | 金型             | 機械工具               |
|--------------|------------------------------|---|---------------------|-------------------|------------------------|-------------------------|-------------------------|-------------------|------------------|---------------------------------------|----------------|--------------------|
|              | Special industrial machinery | Fans, pumps and oil hydraulic equipment | Conveying machinery | Industrial robots | Agricultural machinery | Metal cutting machinery | Metal forming machinery | Textile machinery | Office machinery | Refrigerating machines and appliances | Molds and dies | Tools for machines |
|              | 25                           | 26                                      | 27                  | 28                | 29                     | 30                      | 31                      | 32                | 33               | 34                                    | 35             | 36                 |
| ウェイト         | 0.0                          | 82.4                                    | 0.0                 | 0.0               | 0.0                    | 58.3                    | 0.0                     | 0.0               | 61.6             | 136.3                                 | 0.0            | 75.7               |

原指数

|        |     |       |     |     |     |       |     |     |       |       |     |       |
|--------|-----|-------|-----|-----|-----|-------|-----|-----|-------|-------|-----|-------|
| 12年    | 0.0 | 100.0 | 0.0 | 0.0 | 0.0 | 100.0 | 0.0 | 0.0 | 100.0 | 100.0 | 0.0 | 100.0 |
| 13     | 0.0 | 110.9 | 0.0 | 0.0 | 0.0 | 115.7 | 0.0 | 0.0 | 89.8  | 109.1 | 0.0 | 108.1 |
| 14     | 0.0 | 112.9 | 0.0 | 0.0 | 0.0 | 138.2 | 0.0 | 0.0 | 75.3  | 124.1 | 0.0 | 103.5 |
| 15     | 0.0 | 96.4  | 0.0 | 0.0 | 0.0 | 107.1 | 0.0 | 0.0 | 65.6  | 102.6 | 0.0 | 93.2  |
| 16     | 0.0 | 78.7  | 0.0 | 0.0 | 0.0 | 79.1  | 0.0 | 0.0 | 65.2  | 83.8  | 0.0 | 81.2  |
| 12年度   | 0.0 | 99.0  | 0.0 | 0.0 | 0.0 | 93.5  | 0.0 | 0.0 | 97.4  | 97.4  | 0.0 | 97.0  |
| 13     | 0.0 | 115.2 | 0.0 | 0.0 | 0.0 | 131.0 | 0.0 | 0.0 | 84.9  | 117.5 | 0.0 | 112.5 |
| 14     | 0.0 | 109.3 | 0.0 | 0.0 | 0.0 | 131.4 | 0.0 | 0.0 | 76.1  | 118.2 | 0.0 | 99.4  |
| 15     | 0.0 | 91.2  | 0.0 | 0.0 | 0.0 | 97.9  | 0.0 | 0.0 | 63.0  | 96.7  | 0.0 | 89.5  |
| 16     | 0.0 | 76.9  | 0.0 | 0.0 | 0.0 | 77.9  | 0.0 | 0.0 | 66.6  | 87.5  | 0.0 | 79.6  |
| 16年 1月 | 0.0 | 99.8  | 0.0 | 0.0 | 0.0 | 97.5  | 0.0 | 0.0 | 70.4  | 110.1 | 0.0 | 86.4  |
| 2      | 0.0 | 82.6  | 0.0 | 0.0 | 0.0 | 91.9  | 0.0 | 0.0 | 71.0  | 83.5  | 0.0 | 88.6  |
| 3      | 0.0 | 51.7  | 0.0 | 0.0 | 0.0 | 52.4  | 0.0 | 0.0 | 42.5  | 59.9  | 0.0 | 69.8  |
| 4      | 0.0 | 85.0  | 0.0 | 0.0 | 0.0 | 86.1  | 0.0 | 0.0 | 66.8  | 66.9  | 0.0 | 75.5  |
| 5      | 0.0 | 89.1  | 0.0 | 0.0 | 0.0 | 81.0  | 0.0 | 0.0 | 68.3  | 69.0  | 0.0 | 78.8  |
| 6      | 0.0 | 73.8  | 0.0 | 0.0 | 0.0 | 68.5  | 0.0 | 0.0 | 60.5  | 60.9  | 0.0 | 74.1  |
| 7      | 0.0 | 75.5  | 0.0 | 0.0 | 0.0 | 85.6  | 0.0 | 0.0 | 58.0  | 69.7  | 0.0 | 80.4  |
| 8      | 0.0 | 85.4  | 0.0 | 0.0 | 0.0 | 83.2  | 0.0 | 0.0 | 66.7  | 95.8  | 0.0 | 88.8  |
| 9      | 0.0 | 62.6  | 0.0 | 0.0 | 0.0 | 61.0  | 0.0 | 0.0 | 58.5  | 84.4  | 0.0 | 77.8  |
| 10     | 0.0 | 78.2  | 0.0 | 0.0 | 0.0 | 85.1  | 0.0 | 0.0 | 74.7  | 97.0  | 0.0 | 84.3  |
| 11     | 0.0 | 81.6  | 0.0 | 0.0 | 0.0 | 82.0  | 0.0 | 0.0 | 76.3  | 105.2 | 0.0 | 85.2  |
| 12     | 0.0 | 78.7  | 0.0 | 0.0 | 0.0 | 75.4  | 0.0 | 0.0 | 68.4  | 103.0 | 0.0 | 85.1  |
| 17年 1月 | 0.0 | 88.3  | 0.0 | 0.0 | 0.0 | 86.8  | 0.0 | 0.0 | 70.2  | 141.2 | 0.0 | 83.0  |
| 2      | 0.0 | 79.4  | 0.0 | 0.0 | 0.0 | 85.0  | 0.0 | 0.0 | 82.0  | 96.2  | 0.0 | 74.2  |
| 3      | 0.0 | 45.5  | 0.0 | 0.0 | 0.0 | 54.5  | 0.0 | 0.0 | 49.1  | 60.8  | 0.0 | 67.5  |

季節調整済指数

|        |     |       |     |     |     |       |     |     |       |       |     |       |
|--------|-----|-------|-----|-----|-----|-------|-----|-----|-------|-------|-----|-------|
| 12年 1期 | 0.0 | 103.9 | 0.0 | 0.0 | 0.0 | 114.4 | 0.0 | 0.0 | 108.9 | 105.0 | 0.0 | 107.4 |
| 2      | 0.0 | 101.1 | 0.0 | 0.0 | 0.0 | 102.2 | 0.0 | 0.0 | 98.6  | 102.6 | 0.0 | 101.5 |
| 3      | 0.0 | 96.9  | 0.0 | 0.0 | 0.0 | 92.8  | 0.0 | 0.0 | 90.6  | 97.4  | 0.0 | 96.0  |
| 4      | 0.0 | 97.1  | 0.0 | 0.0 | 0.0 | 89.3  | 0.0 | 0.0 | 100.5 | 96.0  | 0.0 | 95.3  |
| 13年 1期 | 0.0 | 101.3 | 0.0 | 0.0 | 0.0 | 89.3  | 0.0 | 0.0 | 99.4  | 94.3  | 0.0 | 95.8  |
| 2      | 0.0 | 110.2 | 0.0 | 0.0 | 0.0 | 101.2 | 0.0 | 0.0 | 94.8  | 102.7 | 0.0 | 104.1 |
| 3      | 0.0 | 114.7 | 0.0 | 0.0 | 0.0 | 120.8 | 0.0 | 0.0 | 88.2  | 104.0 | 0.0 | 112.7 |
| 4      | 0.0 | 117.4 | 0.0 | 0.0 | 0.0 | 150.4 | 0.0 | 0.0 | 79.9  | 131.5 | 0.0 | 119.2 |
| 14年 1期 | 0.0 | 118.7 | 0.0 | 0.0 | 0.0 | 153.1 | 0.0 | 0.0 | 77.1  | 127.9 | 0.0 | 113.5 |
| 2      | 0.0 | 117.9 | 0.0 | 0.0 | 0.0 | 140.1 | 0.0 | 0.0 | 79.1  | 119.1 | 0.0 | 105.7 |
| 3      | 0.0 | 109.5 | 0.0 | 0.0 | 0.0 | 130.3 | 0.0 | 0.0 | 78.2  | 126.0 | 0.0 | 99.5  |
| 4      | 0.0 | 105.7 | 0.0 | 0.0 | 0.0 | 129.4 | 0.0 | 0.0 | 68.1  | 124.2 | 0.0 | 95.6  |
| 15年 1期 | 0.0 | 103.1 | 0.0 | 0.0 | 0.0 | 123.1 | 0.0 | 0.0 | 78.1  | 102.7 | 0.0 | 96.9  |
| 2      | 0.0 | 95.7  | 0.0 | 0.0 | 0.0 | 105.6 | 0.0 | 0.0 | 64.4  | 109.4 | 0.0 | 96.0  |
| 3      | 0.0 | 93.9  | 0.0 | 0.0 | 0.0 | 112.4 | 0.0 | 0.0 | 64.8  | 105.9 | 0.0 | 92.5  |
| 4      | 0.0 | 92.1  | 0.0 | 0.0 | 0.0 | 90.4  | 0.0 | 0.0 | 56.1  | 93.4  | 0.0 | 87.7  |
| 16年 1期 | 0.0 | 80.9  | 0.0 | 0.0 | 0.0 | 84.4  | 0.0 | 0.0 | 66.6  | 83.9  | 0.0 | 82.2  |
| 2      | 0.0 | 78.0  | 0.0 | 0.0 | 0.0 | 76.7  | 0.0 | 0.0 | 66.4  | 84.3  | 0.0 | 79.5  |
| 3      | 0.0 | 77.7  | 0.0 | 0.0 | 0.0 | 83.1  | 0.0 | 0.0 | 61.9  | 80.9  | 0.0 | 78.8  |
| 4      | 0.0 | 77.3  | 0.0 | 0.0 | 0.0 | 74.1  | 0.0 | 0.0 | 66.9  | 86.0  | 0.0 | 84.2  |
| 17年 1期 | 0.0 | 73.5  | 0.0 | 0.0 | 0.0 | 80.4  | 0.0 | 0.0 | 73.4  | 96.5  | 0.0 | 75.6  |
| 16年 1月 | 0.0 | 88.2  | 0.0 | 0.0 | 0.0 | 80.2  | 0.0 | 0.0 | 66.3  | 84.2  | 0.0 | 82.6  |
| 2      | 0.0 | 78.4  | 0.0 | 0.0 | 0.0 | 87.4  | 0.0 | 0.0 | 67.7  | 83.2  | 0.0 | 86.0  |
| 3      | 0.0 | 76.1  | 0.0 | 0.0 | 0.0 | 85.7  | 0.0 | 0.0 | 65.8  | 84.4  | 0.0 | 78.1  |
| 4      | 0.0 | 79.1  | 0.0 | 0.0 | 0.0 | 86.1  | 0.0 | 0.0 | 71.4  | 84.8  | 0.0 | 81.1  |
| 5      | 0.0 | 80.4  | 0.0 | 0.0 | 0.0 | 77.0  | 0.0 | 0.0 | 69.2  | 86.3  | 0.0 | 80.7  |
| 6      | 0.0 | 74.5  | 0.0 | 0.0 | 0.0 | 67.0  | 0.0 | 0.0 | 58.6  | 81.8  | 0.0 | 76.8  |
| 7      | 0.0 | 76.1  | 0.0 | 0.0 | 0.0 | 84.3  | 0.0 | 0.0 | 54.1  | 82.6  | 0.0 | 77.0  |
| 8      | 0.0 | 77.8  | 0.0 | 0.0 | 0.0 | 79.8  | 0.0 | 0.0 | 61.8  | 80.4  | 0.0 | 80.5  |
| 9      | 0.0 | 79.3  | 0.0 | 0.0 | 0.0 | 85.3  | 0.0 | 0.0 | 69.8  | 79.7  | 0.0 | 79.0  |
| 10     | 0.0 | 79.0  | 0.0 | 0.0 | 0.0 | 75.9  | 0.0 | 0.0 | 64.7  | 78.9  | 0.0 | 82.5  |
| 11     | 0.0 | 78.8  | 0.0 | 0.0 | 0.0 | 73.2  | 0.0 | 0.0 | 72.1  | 88.1  | 0.0 | 87.5  |
| 12     | 0.0 | 74.2  | 0.0 | 0.0 | 0.0 | 73.3  | 0.0 | 0.0 | 63.9  | 91.1  | 0.0 | 82.6  |
| 17年 1月 | 0.0 | 78.1  | 0.0 | 0.0 | 0.0 | 71.4  | 0.0 | 0.0 | 66.1  | 108.0 | 0.0 | 79.3  |
| 2      | 0.0 | 75.4  | 0.0 | 0.0 | 0.0 | 80.8  | 0.0 | 0.0 | 78.1  | 95.8  | 0.0 | 72.0  |
| 3      | 0.0 | 67.0  | 0.0 | 0.0 | 0.0 | 89.1  | 0.0 | 0.0 | 76.0  | 85.7  | 0.0 | 75.5  |

5. 業種別及び特殊分類別指数 5. Indices by Industry and by Use of Goods  
 (5) 生産者製品在庫率指数 (5) Indices of Producer's Inventory Ratio of Finished Goods

| 分類コード<br>時系列 | その他の一般機械                   | 一般機械器具部品                      | 電気機械器具               | 回転電気機械                        | 静止電気機械                          | 開閉制御装置・機器         | 民生用電気機械器具                      | 配線・照明器具                       | 電子装置                            | 電気計測器                            | 電池        | 情報通信機械工業  | Industry Code |
|--------------|----------------------------|-------------------------------|----------------------|-------------------------------|---------------------------------|-------------------|--------------------------------|-------------------------------|---------------------------------|----------------------------------|-----------|---|---------------|
|              | Other industrial machinery | Parts of industrial machinery | Electrical machinery | Electrical rotating machinery | Electrical stationary machinery | Switching devices | Household electrical machinery | Wiring devices and luminaries | Associated electronic equipment | Electrical measuring instruments | Batteries | Information and communication electronics equipment |               |
|              | 37                         | 38                            | 39                   | 40                            | 41                              | 42                | 43                             | 44                            | 45                              | 46                               | 47        | 48  |               |
| ウェイト         | 69.7                       | 86.5                          | 540.1                | 0.0                           | 15.2                            | 0.0               | 170.3                          | 162.3                         | 0.0                             | 0.0                              | 192.3     | 204.5   | Weight        |

原指数

|        |       |       |       |     |       |     |       |       |     |     |       |       |           |
|--------|-------|-------|-------|-----|-------|-----|-------|-------|-----|-----|-------|-------|-----------|
| 12年    | 100.0 | 100.0 | 100.0 | 0.0 | 100.0 | 0.0 | 100.0 | 100.0 | 0.0 | 0.0 | 100.0 | 100.0 | C.Y. 2000 |
| 13     | 108.2 | 128.6 | 104.7 | 0.0 | 107.9 | 0.0 | 98.3  | 106.2 | 0.0 | 0.0 | 108.8 | 106.0 | 2001      |
| 14     | 110.5 | 108.0 | 90.5  | 0.0 | 97.3  | 0.0 | 95.8  | 96.6  | 0.0 | 0.0 | 80.2  | 85.0  | 2002      |
| 15     | 88.6  | 98.6  | 84.6  | 0.0 | 78.4  | 0.0 | 90.0  | 88.1  | 0.0 | 0.0 | 77.3  | 85.1  | 2003      |
| 16     | 77.0  | 97.1  | 82.5  | 0.0 | 87.9  | 0.0 | 81.8  | 83.7  | 0.0 | 0.0 | 81.8  | 87.7  | 2004      |
| 12年度   | 94.5  | 105.6 | 99.2  | 0.0 | 98.1  | 0.0 | 95.1  | 100.6 | 0.0 | 0.0 | 101.8 | 101.5 | F.Y. 2000 |
| 13     | 110.8 | 128.9 | 104.1 | 0.0 | 111.0 | 0.0 | 102.6 | 104.9 | 0.0 | 0.0 | 104.3 | 104.3 | 2001      |
| 14     | 106.8 | 104.4 | 87.6  | 0.0 | 86.5  | 0.0 | 93.9  | 94.9  | 0.0 | 0.0 | 76.1  | 83.3  | 2002      |
| 15     | 86.2  | 95.3  | 83.6  | 0.0 | 85.1  | 0.0 | 86.7  | 85.8  | 0.0 | 0.0 | 78.9  | 84.0  | 2003      |
| 16     | 73.0  | 99.5  | 82.6  | 0.0 | 83.2  | 0.0 | 81.8  | 83.9  | 0.0 | 0.0 | 82.1  | 87.8  | 2004      |
| 16年 1月 | 125.2 | 98.5  | 99.5  | 0.0 | 104.0 | 0.0 | 119.9 | 90.0  | 0.0 | 0.0 | 89.2  | 107.6 | Jan. 2004 |
| 2      | 82.3  | 92.8  | 88.4  | 0.0 | 93.6  | 0.0 | 100.5 | 83.0  | 0.0 | 0.0 | 82.0  | 99.5  | Feb.      |
| 3      | 42.1  | 84.6  | 63.5  | 0.0 | 92.8  | 0.0 | 51.1  | 68.7  | 0.0 | 0.0 | 67.6  | 64.1  | Mar.      |
| 4      | 65.8  | 96.2  | 81.3  | 0.0 | 80.5  | 0.0 | 81.7  | 80.4  | 0.0 | 0.0 | 81.8  | 79.9  | Apr.      |
| 5      | 78.7  | 104.8 | 96.6  | 0.0 | 91.7  | 0.0 | 97.6  | 95.5  | 0.0 | 0.0 | 97.1  | 110.7 | May.      |
| 6      | 76.9  | 92.9  | 85.7  | 0.0 | 90.1  | 0.0 | 79.8  | 91.6  | 0.0 | 0.0 | 85.6  | 92.9  | Jun.      |
| 7      | 76.1  | 94.1  | 80.4  | 0.0 | 97.2  | 0.0 | 60.3  | 90.2  | 0.0 | 0.0 | 88.6  | 102.2 | Jul.      |
| 8      | 97.2  | 110.6 | 84.8  | 0.0 | 95.1  | 0.0 | 71.6  | 93.4  | 0.0 | 0.0 | 88.6  | 106.0 | Aug.      |
| 9      | 65.7  | 92.1  | 73.8  | 0.0 | 82.4  | 0.0 | 65.9  | 82.3  | 0.0 | 0.0 | 73.0  | 75.5  | Sep.      |
| 10     | 85.3  | 96.6  | 85.5  | 0.0 | 75.5  | 0.0 | 92.4  | 83.5  | 0.0 | 0.0 | 81.7  | 78.4  | Oct.      |
| 11     | 66.3  | 97.8  | 81.4  | 0.0 | 73.4  | 0.0 | 92.9  | 74.8  | 0.0 | 0.0 | 77.3  | 75.8  | Nov.      |
| 12     | 62.5  | 104.1 | 69.5  | 0.0 | 77.9  | 0.0 | 67.4  | 71.2  | 0.0 | 0.0 | 69.3  | 60.2  | Dec.      |
| 17年 1月 | 89.1  | 110.0 | 98.7  | 0.0 | 82.7  | 0.0 | 121.0 | 89.6  | 0.0 | 0.0 | 87.8  | 117.8 | Jan. 2005 |
| 2      | 73.2  | 103.3 | 90.2  | 0.0 | 77.6  | 0.0 | 101.3 | 84.1  | 0.0 | 0.0 | 86.7  | 93.1  | Feb.      |
| 3      | 38.7  | 91.2  | 63.0  | 0.0 | 74.2  | 0.0 | 50.0  | 70.3  | 0.0 | 0.0 | 67.6  | 61.5  | Mar.      |

季節調整済指数

|        |       |       |       |     |       |     |       |       |     |     |       |       |         |
|--------|-------|-------|-------|-----|-------|-----|-------|-------|-----|-----|-------|-------|---------|
| 12年 1期 | 109.7 | 97.2  | 102.4 | 0.0 | 112.3 | 0.0 | 104.4 | 102.4 | 0.0 | 0.0 | 100.8 | 96.8  | Q1 2000 |
| 2      | 109.2 | 97.4  | 102.7 | 0.0 | 106.4 | 0.0 | 108.2 | 103.5 | 0.0 | 0.0 | 97.3  | 99.9  | Q2      |
| 3      | 96.0  | 100.5 | 97.6  | 0.0 | 91.5  | 0.0 | 95.2  | 99.2  | 0.0 | 0.0 | 99.2  | 101.0 | Q3      |
| 4      | 85.5  | 105.7 | 97.2  | 0.0 | 92.0  | 0.0 | 92.5  | 93.9  | 0.0 | 0.0 | 103.9 | 103.8 | Q4      |
| 13年 1期 | 92.4  | 119.4 | 99.0  | 0.0 | 102.9 | 0.0 | 82.0  | 105.2 | 0.0 | 0.0 | 107.7 | 102.3 | Q1 2001 |
| 2      | 109.3 | 129.8 |       |     |       |     |       |       |     |     |       |       |         |



5. 業種別及び特殊分類別指数 5. Indices by Industry and by Use of Goods  
 (5) 生産者製品在庫率指数 (5) Indices of Producer's Inventory Ratio of Finished Goods

| 分類コード<br>時系列 | 通信機械                    | 民生用電子機械                        | 電子計算機                | 電子部品・デバイス工業                  | 電子部品             | 半導体素子                 | 集積回路                | 半導体部品               | 輸送機械工業              | 輸送機械工業(保.船舶・鉄道車両)  | 乗用車            | バス    |
|--------------|-------------------------|--------------------------------|----------------------|------------------------------|------------------|-----------------------|---------------------|---------------------|---------------------|--|----------------|-------|
|              | Communication equipment | Household electronic machinery | Electronic computers | Electronic parts and devices | Electronic parts | Semiconductor devices | Integrated circuits | Semiconductor parts | Transport equipment | Transport equipment (excl. Steel ships and rolling stocks) | Passenger cars | Buses |
| ウェイト         | 49                      | 50                             | 51                   | 52                           | 53               | 54                    | 55                  | 56                  | 57                  | 58   | 59             | 60    |
|              | 0.0                     | 204.5                          | 0.0                  | 502.4                        | 85.2             | 93.1                  | 324.1               | 0.0                 | 791.7               | 791.7  | 512.5          | 19.4  |

原指数

|        |     |       |     |       |       |       |       |     |       |       |       |       |
|--------|-----|-------|-----|-------|-------|-------|-------|-----|-------|-------|-------|-------|
| 12年    | 0.0 | 100.0 | 0.0 | 100.0 | 100.0 | 100.0 | 100.0 | 0.0 | 100.0 | 100.0 | 100.0 | 100.0 |
| 13     | 0.0 | 106.0 | 0.0 | 156.8 | 130.2 | 172.6 | 159.3 | 0.0 | 103.4 | 103.4 | 102.6 | 91.1  |
| 14     | 0.0 | 85.0  | 0.0 | 106.8 | 115.0 | 114.8 | 102.4 | 0.0 | 95.1  | 95.1  | 100.4 | 99.8  |
| 15     | 0.0 | 85.1  | 0.0 | 87.3  | 87.2  | 95.4  | 85.1  | 0.0 | 97.5  | 97.5  | 108.3 | 109.7 |
| 16     | 0.0 | 87.7  | 0.0 | 108.0 | 209.7 | 98.3  | 84.1  | 0.0 | 95.8  | 95.8  | 105.0 | 104.1 |
| 12年度   | 0.0 | 101.5 | 0.0 | 110.3 | 104.6 | 115.0 | 110.5 | 0.0 | 99.2  | 99.2  | 98.8  | 93.7  |
| 13     | 0.0 | 104.3 | 0.0 | 153.1 | 137.0 | 169.0 | 152.8 | 0.0 | 103.6 | 103.6 | 103.3 | 92.3  |
| 14     | 0.0 | 83.3  | 0.0 | 99.7  | 101.2 | 106.0 | 97.5  | 0.0 | 95.1  | 95.1  | 103.1 | 99.5  |
| 15     | 0.0 | 84.0  | 0.0 | 85.2  | 97.4  | 91.5  | 80.1  | 0.0 | 93.8  | 93.8  | 103.0 | 111.7 |
| 16     | 0.0 | 87.8  | 0.0 | 118.0 | 252.3 | 102.1 | 87.3  | 0.0 | 98.5  | 98.5  | 107.8 | 103.6 |
| 16年 1月 | 0.0 | 107.6 | 0.0 | 95.0  | 142.3 | 91.1  | 83.7  | 0.0 | 106.4 | 106.4 | 111.8 | 139.7 |
| 2      | 0.0 | 99.5  | 0.0 | 94.8  | 136.0 | 93.7  | 84.3  | 0.0 | 90.6  | 90.6  | 100.2 | 108.2 |
| 3      | 0.0 | 64.1  | 0.0 | 81.2  | 112.5 | 93.0  | 69.6  | 0.0 | 56.7  | 56.7  | 59.4  | 63.6  |
| 4      | 0.0 | 79.9  | 0.0 | 89.4  | 137.4 | 91.8  | 76.1  | 0.0 | 98.0  | 98.0  | 113.9 | 93.0  |
| 5      | 0.0 | 110.7 | 0.0 | 99.0  | 168.5 | 96.1  | 81.6  | 0.0 | 99.6  | 99.6  | 107.1 | 115.7 |
| 6      | 0.0 | 92.9  | 0.0 | 98.7  | 158.5 | 99.2  | 82.8  | 0.0 | 96.4  | 96.4  | 108.2 | 105.6 |
| 7      | 0.0 | 102.2 | 0.0 | 125.1 | 298.6 | 98.2  | 87.2  | 0.0 | 91.2  | 91.2  | 98.9  | 106.3 |
| 8      | 0.0 | 106.0 | 0.0 | 138.0 | 341.6 | 104.5 | 94.0  | 0.0 | 119.9 | 119.9 | 137.1 | 111.4 |
| 9      | 0.0 | 75.5  | 0.0 | 106.5 | 237.7 | 94.4  | 75.5  | 0.0 | 90.0  | 90.0  | 100.5 | 98.5  |
| 10     | 0.0 | 78.4  | 0.0 | 120.2 | 249.7 | 100.7 | 91.7  | 0.0 | 108.5 | 108.5 | 121.4 | 96.8  |
| 11     | 0.0 | 75.8  | 0.0 | 120.0 | 229.4 | 109.7 | 94.1  | 0.0 | 107.0 | 107.0 | 115.4 | 118.9 |
| 12     | 0.0 | 60.2  | 0.0 | 128.4 | 304.2 | 107.4 | 86.2  | 0.0 | 85.3  | 85.3  | 86.6  | 90.9  |
| 17年 1月 | 0.0 | 117.8 | 0.0 | 137.8 | 322.0 | 115.1 | 95.9  | 0.0 | 118.3 | 118.3 | 122.9 | 135.1 |
| 2      | 0.0 | 93.1  | 0.0 | 137.9 | 313.0 | 111.3 | 99.5  | 0.0 | 99.6  | 99.6  | 109.5 | 119.4 |
| 3      | 0.0 | 61.5  | 0.0 | 115.1 | 267.0 | 96.8  | 80.4  | 0.0 | 67.9  | 67.9  | 72.4  | 51.4  |

季節調整済指数

|        |     |       |     |       |       |       |       |     |       |       |       |       |
|--------|-----|-------|-----|-------|-------|-------|-------|-----|-------|-------|-------|-------|
| 12年 1期 | 0.0 | 96.8  | 0.0 | 99.0  | 95.9  | 93.2  | 101.4 | 0.0 | 106.3 | 106.3 | 106.9 | 112.5 |
| 2      | 0.0 | 99.9  | 0.0 | 95.7  | 100.4 | 93.2  | 95.5  | 0.0 | 97.7  | 97.7  | 96.5  | 94.1  |
| 3      | 0.0 | 101.0 | 0.0 | 97.1  | 94.8  | 101.1 | 96.2  | 0.0 | 100.2 | 100.2 | 103.0 | 103.7 |
| 4      | 0.0 | 103.8 | 0.0 | 109.0 | 111.2 | 113.0 | 107.6 | 0.0 | 97.2  | 97.2  | 96.1  | 85.8  |
| 13年 1期 | 0.0 | 102.3 | 0.0 | 139.1 | 112.6 | 150.5 | 142.8 | 0.0 | 101.7 | 101.7 | 99.5  | 93.2  |
| 2      | 0.0 | 105.6 | 0.0 | 167.4 | 132.4 | 183.4 | 172.1 | 0.0 | 105.9 | 105.9 | 107.4 | 94.9  |
| 3      | 0.0 | 109.6 | 0.0 | 167.0 | 140.4 | 187.0 | 167.9 | 0.0 | 104.7 | 104.7 | 104.9 | 90.1  |
| 4      | 0.0 | 105.6 | 0.0 | 154.7 | 137.0 | 171.3 | 154.5 | 0.0 | 102.6 | 102.6 | 100.2 | 89.7  |
| 14年 1期 | 0.0 | 97.5  | 0.0 | 123.4 | 138.5 | 135.9 | 115.9 | 0.0 | 100.6 | 100.6 | 100.2 | 97.9  |
| 2      | 0.0 | 83.5  | 0.0 | 95.9  | 107.9 | 104.7 | 90.6  | 0.0 | 93.3  | 93.3  | 97.1  | 94.2  |
| 3      | 0.0 | 76.9  | 0.0 | 101.0 | 108.1 | 105.4 | 97.4  | 0.0 | 89.3  | 89.3  | 97.1  | 101.2 |
| 4      | 0.0 | 82.9  | 0.0 | 106.4 | 104.5 | 111.3 | 105.7 | 0.0 | 97.0  | 97.0  | 106.7 | 109.1 |
| 15年 1期 | 0.0 | 89.3  | 0.0 | 96.0  | 84.7  | 103.5 | 96.8  | 0.0 | 99.6  | 99.6  | 110.2 | 100.4 |
| 2      | 0.0 | 85.7  | 0.0 | 89.7  | 87.6  | 102.2 | 87.3  | 0.0 | 95.8  | 95.8  | 105.0 | 119.4 |
| 3      | 0.0 | 80.6  | 0.0 | 83.7  | 85.1  | 91.0  | 80.4  | 0.0 | 99.9  | 99.9  | 112.1 | 111.5 |
| 4      | 0.0 | 84.3  | 0.0 | 79.1  | 90.5  | 84.3  | 74.9  | 0.0 | 95.9  | 95.9  | 106.2 | 109.2 |
| 16年 1期 | 0.0 | 84.8  | 0.0 | 87.8  | 126.3 | 89.2  | 77.3  | 0.0 | 85.7  | 85.7  | 90.7  | 108.3 |
| 2      | 0.0 | 90.7  | 0.0 | 96.9  | 157.4 | 97.1  | 80.8  | 0.0 | 102.3 | 102.3 | 114.4 | 102.5 |
| 3      | 0.0 | 93.6  | 0.0 | 125.2 | 281.3 | 102.4 | 87.3  | 0.0 | 102.8 | 102.8 | 114.7 | 123.6 |
| 4      | 0.0 | 80.8  | 0.0 | 122.6 | 274.6 | 105.0 | 90.8  | 0.0 | 95.1  | 95.1  | 103.3 | 93.9  |
| 17年 1期 | 0.0 | 84.4  | 0.0 | 126.4 | 292.0 | 103.5 | 89.7  | 0.0 | 97.3  | 97.3  | 103.0 | 102.9 |
| 16年 1月 | 0.0 | 81.8  | 0.0 | 87.1  | 128.5 | 85.0  | 77.3  | 0.0 | 80.8  | 80.8  | 86.9  | 104.2 |
| 2      | 0.0 | 85.7  | 0.0 | 87.9  | 123.8 | 89.3  | 77.8  | 0.0 | 88.6  | 88.6  | 97.8  | 99.6  |
| 3      | 0.0 | 86.8  | 0.0 | 88.3  | 126.6 | 93.3  | 76.9  | 0.0 | 87.6  | 87.6  | 87.4  | 121.1 |
| 4      | 0.0 | 82.8  | 0.0 | 91.0  | 141.3 | 94.2  | 75.9  | 0.0 | 112.0 | 112.0 | 131.4 | 105.4 |
| 5      | 0.0 | 97.5  | 0.0 | 99.0  | 164.2 | 95.7  | 82.1  | 0.0 | 94.5  | 94.5  | 101.7 | 103.1 |
| 6      | 0.0 | 91.8  | 0.0 | 100.7 | 166.8 | 101.3 | 84.5  | 0.0 | 100.4 | 100.4 | 110.1 | 98.9  |
| 7      | 0.0 | 95.5  | 0.0 | 125.0 | 272.6 | 103.2 | 88.4  | 0.0 | 92.5  | 92.5  | 101.7 | 103.9 |
| 8      | 0.0 | 93.8  | 0.0 | 130.7 | 294.3 | 101.6 | 90.6  | 0.0 | 100.1 | 100.1 | 110.0 | 104.5 |
| 9      | 0.0 | 91.4  | 0.0 | 119.9 | 276.9 | 102.5 | 82.9  | 0.0 | 115.9 | 115.9 | 132.4 | 162.5 |
| 10     | 0.0 | 86.2  | 0.0 | 123.1 | 267.4 | 103.9 | 95.3  | 0.0 | 101.9 | 101.9 | 111.6 | 88.8  |
| 11     | 0.0 | 84.2  | 0.0 | 117.4 | 250.1 | 105.7 | 89.8  | 0.0 | 101.8 | 101.8 | 113.5 | 115.1 |
| 12     | 0.0 | 72.0  | 0.0 | 127.3 | 306.3 | 105.5 | 87.3  | 0.0 | 81.5  | 81.5  | 84.8  | 77.9  |
| 17年 1月 | 0.0 | 89.6  | 0.0 | 126.3 | 290.7 | 107.4 | 88.6  | 0.0 | 89.8  | 89.8  | 95.5  | 100.8 |
| 2      | 0.0 | 80.2  | 0.0 | 127.8 | 284.8 | 106.1 | 91.8  | 0.0 | 97.4  | 97.4  | 106.9 | 110.0 |
| 3      | 0.0 | 83.3  | 0.0 | 125.1 | 300.4 | 97.1  | 88.8  | 0.0 | 104.8 | 104.8 | 106.5 | 97.8  |

5. 業種別及び特殊分類別指数 5. Indices by Industry and by Use of Goods  
 (5) 生産者製品在庫率指数 (5) Indices of Producer's Inventory Ratio of Finished Goods

| 分類コード<br>時系列 | トラック   | 自動車部品               | 二輪自動車       | 産業車両                | 船舶機関                   | 船舶・(特.乗用車・バス・トラック)                 | 精密機械工業                | 計測機器                              | 光学機械・同部品                    | 時計                 | 窯業・土石製品工業                         | ガラス・同製品                  | Industries Code<br>Time series |
|--------------|--------|---------------------|-------------|---------------------|------------------------|------------------------------------|-----------------------|-----------------------------------|-----------------------------|--------------------|-----------------------------------|--------------------------|--------------------------------|
|              | Trucks | Motor vehicle parts | Motorcycles | Industrial vehicles | Ships and ship engines | (Passenger cars, buses and trucks) | Precision instruments | Measuring machine and instruments | Optical apparatus and parts | Watches and clocks | Ceramics, stone and clay products | Glass and glass products |                                |
| ウェイト         | 61     | 62                  | 63          | 64                  | 65                     | 67                                 | 68                    | 69                                | 70                          | 71                 | 72                                | 73                       |                                |
|              | 180.5  | 16.2                | 63.1        | 0.0                 | 0.0                    | 712.4                              | 75.0                  | 41.6                              | 10.9                        | 22.5               | 718.7                             | 192.8                    | Weight                         |

原指数

|        |       |       |       |     |     |       |       |       |       |       |       |       |           |
|--------|-------|-------|-------|-----|-----|-------|-------|-------|-------|-------|-------|-------|-----------|
| 12年    | 100.0 | 100.0 | 100.0 | 0.0 | 0.0 | 100.0 | 100.0 | 100.0 | 100.0 | 100.0 | 100.0 | 100.0 | C.Y. 2000 |
| 13     | 99.2  | 112.5 | 123.3 | 0.0 | 0.0 | 101.5 | 102.0 | 105.8 | 132.5 | 80.0  | 110.9 | 123.4 | 2001      |
| 14     | 78.2  | 101.2 | 97.9  | 0.0 | 0.0 | 94.7  | 99.4  | 105.2 | 142.3 | 67.9  | 105.9 | 108.9 | 2002      |
| 15     | 64.3  | 85.7  | 104.1 | 0.0 | 0.0 | 97.2  | 85.1  | 79.4  | 158.3 | 60.1  | 106.4 | 105.5 | 2003      |
| 16     | 71.9  | 83.9  | 89.5  | 0.0 | 0.0 | 96.6  | 71.1  | 66.5  | 123.8 | 54.0  | 103.8 | 96.0  | 2004      |
| 12年度   | 100.5 | 104.0 | 99.9  | 0.0 | 0.0 | 99.1  | 99.6  | 98.6  | 110.3 | 96.2  | 101.9 | 102.7 | F.Y. 2000 |
| 13     | 96.8  | 112.9 | 127.0 | 0.0 | 0.0 | 101.3 | 105.0 | 111.4 | 139.7 | 76.5  | 111.8 | 126.1 | 2001      |
| 14     | 71.1  | 93.9  | 97.4  | 0.0 | 0.0 | 94.9  | 93.1  | 97.0  | 143.5 | 61.4  | 103.9 | 103.2 | 2002      |
| 15     | 64.0  | 84.7  | 101.0 | 0.0 | 0.0 | 93.4  | 80.1  | 74.9  | 149.2 | 56.2  | 106.2 | 105.3 | 2003      |
| 16     | 76.4  | 83.3  | 88.2  | 0.0 | 0.0 | 99.8  | 69.5  | 65.2  | 117.9 | 54.0  | 103.5 | 95.6  | 2004      |
| 16年 1月 | 89.3  | 87.9  | 105.3 | 0.0 | 0.0 | 106.9 | 85.0  | 80.8  | 174.1 | 49.5  | 105.1 | 111.8 | Jan. 2004 |
| 2      | 66.7  | 65.3  | 82.0  | 0.0 | 0.0 | 91.9  | 68.8  | 64.8  | 124.6 | 49.2  | 97.5  | 111.5 | Feb.      |
| 3      | 42.2  | 71.2  | 70.6  | 0.0 | 0.0 | 55.1  | 62.3  | 54.0  | 114.6 | 52.5  | 91.8  | 97.7  | Mar.      |
| 4      | 64.2  | 88.7  | 69.5  | 0.0 | 0.0 | 100.8 | 72.2  | 67.3  | 134.4 | 51.3  | 108.0 | 100.2 | Apr.      |
| 5      | 74.1  | 102.1 | 105.7 | 0.0 | 0.0 | 99.0  | 77.1  | 70.9  | 127.9 | 64.0  | 121.7 | 107.1 | May.      |
| 6      | 68.1  | 87.9  | 81.2  | 0.0 | 0.0 | 98.0  | 78.0  | 62.8  | 149.2 | 71.4  | 108.6 | 90.6  | Jun.      |
| 7      | 65.5  | 82.0  | 99.2  | 0.0 | 0.0 | 90.7  | 76.9  | 63.7  | 135.7 | 72.8  | 108.2 | 91.3  | Jul.      |
| 8      | 76.5  | 93.8  | 113.8 | 0.0 | 0.0 | 121.0 | 75.8  | 67.8  | 122.6 | 67.9  | 116.2 | 97.5  | Aug.      |
| 9      | 63.5  | 79.5  | 80.7  | 0.0 | 0.0 | 91.1  | 55.9  | 54.1  | 97.9  | 38.7  | 100.3 | 82.0  | Sep.      |
| 10     | 81.1  | 79.5  | 93.9  | 0.0 | 0.0 | 110.5 | 66.5  | 71.4  | 93.6  | 44.3  | 102.8 | 88.1  | Oct.      |
| 11     | 86.0  | 77.0  | 102.5 | 0.0 | 0.0 | 108.1 | 68.8  | 72.6  | 93.6  | 49.6  | 93.7  | 87.7  | Nov.      |
| 12     | 85.9  | 92.1  | 69.5  | 0.0 | 0.0 | 86.5  | 66.0  | 68.3  | 117.0 | 37.3  | 92.1  | 86.1  | Dec.      |
| 17年 1月 | 115.0 | 72.7  | 97.1  | 0.0 | 0.0 | 121.2 | 72.8  | 73.1  | 127.2 | 46.0  | 102.1 | 104.2 | Jan. 2005 |
| 2      | 79.3  | 69.3  | 79.6  | 0.0 | 0.0 | 102.1 | 69.1  | 61.6  | 120.5 | 58.3  | 98.0  | 112.8 | Feb.      |
| 3      | 57.4  | 74.4  | 65.4  | 0.0 | 0.0 | 68.0  | 55.1  | 49.3  | 95.2  | 46.5  | 90.6  | 99.9  | Mar.      |

季節調整済指数

|        |       |      |       |     |     |       |       |      |      |      |
|--------|-------|------|-------|-----|-----|-------|-------|------|------|------|
| 12年 1期 | 100.1 | 87.9 | 101.5 | 0.0 | 0.0 | 106.9 | 100.9 | 99.4 | 87.8 | 111. |
|--------|-------|------|-------|-----|-----|-------|-------|------|------|------|

5. 業種別及び特殊分類別指数 5. Indices by Industry and by Use of Goods  
 (5) 生産者製品在庫率指数 (5) Indices of Producer's Inventory Ratio of Finished Goods

| 分類コード<br>時系列 | セメント<br>同製品 | 陶磁器・<br>ファイナ<br>セラミックス | その他の窯業<br>・土石製品 | 化学工業   | 化学工業<br>(除医薬品) | 化学肥料 | ソーダ<br>工業製品 | 無機薬品・<br>顔料・触媒 | 高圧ガス | 石油系芳香族<br>石油系芳香族 | 環式中間物<br>・合成染料 | 有機薬品 |
|--------------|-------------|------------------------|-----------------|--------|----------------|------|-------------|----------------|------|------------------|----------------|------|
|              | 74          | 75                     | 76              | 77     | 78             | 79   | 80          | 81             | 82   | 83               | 84             | 85   |
| ウェイト         | 305.7       | 159.3                  | 60.9            | 1411.2 | 1411.2         | 69.1 | 10.6        | 73.5           | 1.3  | 30.1             | 79.8           | 60.3 |

| 原指数    |       |       |       |       |       |       |       |       |       |       |       |       |
|--------|-------|-------|-------|-------|-------|-------|-------|-------|-------|-------|-------|-------|
| 12年    | 100.0 | 100.0 | 100.0 | 100.0 | 100.0 | 100.0 | 100.0 | 100.0 | 100.0 | 100.0 | 100.0 | 100.0 |
| 13     | 106.2 | 105.6 | 108.7 | 109.8 | 109.8 | 106.8 | 92.6  | 114.9 | 108.3 | 105.9 | 118.9 | 114.3 |
| 14     | 105.0 | 105.1 | 103.2 | 103.5 | 103.5 | 111.0 | 108.1 | 109.8 | 103.3 | 97.0  | 90.4  | 100.6 |
| 15     | 107.1 | 110.7 | 94.7  | 100.9 | 100.9 | 111.4 | 96.9  | 94.2  | 100.0 | 90.9  | 95.2  | 98.9  |
| 16     | 108.1 | 111.7 | 87.0  | 94.4  | 94.4  | 106.9 | 108.7 | 89.3  | 90.6  | 93.8  | 87.5  | 93.8  |
| 12年度   | 101.6 | 102.3 | 99.9  | 101.0 | 101.0 | 102.2 | 94.8  | 101.5 | 99.9  | 102.6 | 107.0 | 102.9 |
| 13     | 106.2 | 105.8 | 110.7 | 111.6 | 111.6 | 108.1 | 102.2 | 120.7 | 110.4 | 106.4 | 115.6 | 115.6 |
| 14     | 104.8 | 104.8 | 99.6  | 100.2 | 100.2 | 111.1 | 102.9 | 101.6 | 99.7  | 91.7  | 85.4  | 95.1  |
| 15     | 106.4 | 112.4 | 92.0  | 100.4 | 100.4 | 111.1 | 98.9  | 93.6  | 98.9  | 91.7  | 94.6  | 98.8  |
| 16     | 107.0 | 112.7 | 87.0  | 94.6  | 94.6  | 107.1 | 111.1 | 89.7  | 92.2  | 95.7  | 92.6  | 95.3  |
| 16年 1月 | 95.6  | 122.0 | 87.9  | 108.5 | 108.5 | 112.8 | 104.4 | 105.6 | 92.9  | 89.0  | 87.0  | 93.1  |
| 2      | 81.5  | 114.4 | 89.3  | 106.5 | 106.5 | 107.2 | 120.1 | 92.6  | 100.5 | 91.0  | 91.5  | 102.3 |
| 3      | 85.3  | 97.8  | 89.5  | 88.9  | 88.9  | 93.4  | 113.5 | 76.2  | 92.1  | 92.4  | 89.6  | 96.4  |
| 4      | 114.5 | 112.5 | 88.3  | 96.1  | 96.1  | 95.1  | 105.7 | 82.2  | 89.7  | 105.9 | 89.8  | 96.8  |
| 5      | 135.3 | 124.6 | 92.0  | 107.6 | 107.6 | 107.3 | 124.9 | 99.0  | 101.4 | 104.4 | 89.9  | 102.5 |
| 6      | 123.8 | 109.2 | 88.5  | 90.7  | 90.7  | 102.4 | 103.7 | 85.3  | 89.6  | 87.1  | 85.4  | 94.4  |
| 7      | 120.8 | 112.2 | 88.1  | 87.0  | 87.0  | 119.9 | 114.3 | 84.3  | 80.8  | 83.2  | 84.4  | 87.0  |
| 8      | 133.4 | 117.3 | 86.0  | 96.5  | 96.5  | 127.1 | 121.0 | 103.1 | 90.4  | 97.0  | 95.7  | 97.1  |
| 9      | 111.2 | 106.9 | 85.8  | 83.7  | 83.7  | 100.8 | 109.8 | 87.7  | 79.9  | 95.8  | 81.3  | 81.2  |
| 10     | 111.3 | 111.3 | 84.6  | 90.0  | 90.0  | 109.4 | 88.3  | 85.7  | 85.5  | 99.9  | 86.5  | 94.9  |
| 11     | 94.7  | 103.4 | 82.1  | 89.3  | 89.3  | 108.6 | 91.1  | 81.4  | 85.5  | 94.1  | 79.1  | 84.2  |
| 12     | 89.2  | 109.1 | 81.8  | 88.1  | 88.1  | 98.5  | 107.6 | 88.9  | 99.0  | 86.3  | 89.3  | 95.8  |
| 17年 1月 | 90.4  | 125.2 | 93.8  | 107.1 | 107.1 | 108.4 | 124.5 | 99.1  | 104.1 | 94.2  | 107.7 | 98.9  |
| 2      | 81.1  | 115.4 | 90.4  | 106.8 | 106.8 | 113.5 | 132.3 | 96.3  | 108.3 | 108.2 | 118.2 | 103.1 |
| 3      | 78.7  | 105.4 | 82.7  | 91.9  | 91.9  | 93.6  | 109.8 | 83.0  | 92.5  | 91.8  | 104.0 | 107.3 |

| 季節調整済指数 |       |       |       |       |       |       |       |       |       |       |       |       |
|---------|-------|-------|-------|-------|-------|-------|-------|-------|-------|-------|-------|-------|
| 12年 1期  | 98.1  | 97.0  | 102.6 | 99.4  | 99.4  | 96.9  | 102.0 | 97.2  | 104.3 | 92.0  | 90.0  | 98.6  |
| 2       | 99.5  | 100.5 | 99.6  | 101.1 | 101.1 | 100.3 | 95.5  | 102.5 | 102.9 | 99.3  | 98.1  | 98.0  |
| 3       | 99.0  | 99.3  | 98.5  | 99.3  | 99.3  | 101.4 | 104.8 | 99.8  | 98.6  | 107.4 | 103.1 | 100.6 |
| 4       | 103.8 | 103.4 | 99.1  | 100.2 | 100.2 | 101.6 | 97.6  | 100.2 | 94.8  | 102.5 | 110.5 | 103.7 |
| 13年 1期  | 105.5 | 106.1 | 102.1 | 103.2 | 103.2 | 105.7 | 82.2  | 103.2 | 103.5 | 102.5 | 115.7 | 109.1 |
| 2       | 104.8 | 102.0 | 105.6 | 110.6 | 110.6 | 103.8 | 88.4  | 110.2 | 106.2 | 104.0 | 128.8 | 115.5 |
| 3       | 108.4 | 106.6 | 114.2 | 111.0 | 111.0 | 109.8 | 95.4  | 117.7 | 114.7 | 111.7 | 114.0 | 116.5 |
| 4       | 105.5 | 107.9 | 113.6 | 115.0 | 115.0 | 107.3 | 106.1 | 129.4 | 109.6 | 106.1 | 123.8 | 116.8 |
| 14年 1期  | 106.1 | 106.8 | 109.9 | 110.4 | 110.4 | 111.3 | 118.7 | 126.3 | 111.7 | 104.7 | 103.6 | 113.9 |
| 2       | 105.6 | 104.6 | 106.6 | 103.5 | 103.5 | 112.3 | 109.8 | 109.2 | 103.9 | 102.1 | 92.6  | 106.8 |
| 3       | 104.0 | 104.7 | 98.6  | 99.7  | 99.7  | 110.1 | 110.8 | 105.8 | 100.2 | 89.6  | 86.0  | 96.0  |
| 4       | 104.6 | 104.4 | 97.0  | 99.8  | 99.8  | 109.9 | 91.9  | 97.8  | 97.3  | 90.5  | 83.8  | 95.8  |
| 15年 1期  | 105.8 | 105.8 | 96.7  | 98.3  | 98.3  | 110.1 | 97.9  | 93.1  | 96.9  | 85.5  | 85.8  | 93.4  |
| 2       | 109.7 | 111.3 | 98.0  | 102.7 | 102.7 | 112.6 | 86.1  | 93.4  | 102.7 | 90.4  | 102.3 | 103.5 |
| 3       | 106.0 | 111.8 | 94.2  | 101.9 | 101.9 | 113.3 | 97.5  | 98.4  | 107.3 | 97.0  | 97.1  | 98.8  |
| 4       | 106.9 | 113.8 | 89.4  | 100.4 | 100.4 | 108.3 | 107.9 | 91.8  | 93.1  | 91.8  | 96.2  | 100.0 |
| 16年 1期  | 102.9 | 112.2 | 86.5  | 96.7  | 96.7  | 109.1 | 104.8 | 90.9  | 92.9  | 90.0  | 85.1  | 93.5  |
| 2       | 110.0 | 110.7 | 87.2  | 96.1  | 96.1  | 104.5 | 108.8 | 89.2  | 91.1  | 91.7  | 85.8  | 92.1  |
| 3       | 109.4 | 110.3 | 88.3  | 91.2  | 91.2  | 105.1 | 115.7 | 89.2  | 85.8  | 98.9  | 88.8  | 91.5  |
| 4       | 108.5 | 113.8 | 86.0  | 93.5  | 93.5  | 109.9 | 105.5 | 87.5  | 92.6  | 95.6  | 90.5  | 98.3  |
| 17年 1期  | 98.2  | 116.3 | 86.7  | 97.5  | 97.5  | 110.0 | 113.5 | 92.6  | 99.3  | 96.8  | 104.6 | 99.2  |
| 16年 1月  | 101.3 | 114.3 | 86.8  | 93.6  | 93.6  | 108.7 | 97.0  | 98.3  | 94.6  | 89.8  | 84.3  | 90.3  |
| 2       | 104.1 | 115.8 | 86.0  | 98.4  | 98.4  | 107.9 | 108.0 | 89.4  | 94.9  | 83.1  | 84.4  | 94.6  |
| 3       | 103.2 | 106.5 | 86.8  | 98.0  | 98.0  | 110.8 | 109.4 | 84.9  | 89.3  | 97.2  | 86.5  | 95.6  |
| 4       | 105.9 | 112.3 | 87.5  | 98.2  | 98.2  | 108.0 | 100.9 | 87.8  | 84.9  | 95.8  | 86.6  | 94.5  |
| 5       | 117.0 | 115.2 | 87.9  | 101.8 | 101.8 | 110.0 | 117.2 | 93.3  | 103.0 | 96.6  | 86.5  | 92.4  |
| 6       | 107.2 | 104.6 | 86.2  | 88.4  | 88.4  | 95.5  | 108.3 | 86.5  | 85.5  | 82.8  | 84.2  | 89.4  |
| 7       | 109.6 | 112.5 | 89.3  | 90.5  | 90.5  | 101.8 | 119.7 | 87.4  | 87.7  | 93.8  | 89.5  | 94.0  |
| 8       | 110.3 | 107.3 | 86.8  | 91.6  | 91.6  | 104.2 | 113.8 | 90.5  | 86.7  | 107.4 | 92.8  | 96.4  |
| 9       | 108.2 | 111.2 | 88.9  | 91.5  | 91.5  | 109.2 | 113.5 | 89.7  | 83.0  | 95.4  | 85.0  | 84.2  |
| 10      | 116.6 | 119.5 | 88.4  | 95.8  | 95.8  | 113.7 | 100.3 | 90.9  | 90.8  | 98.8  | 94.4  | 104.5 |
| 11      | 108.2 | 107.6 | 83.8  | 92.2  | 92.2  | 112.9 | 101.1 | 82.9  | 88.0  | 93.8  | 84.1  | 91.0  |
| 12      | 100.8 | 114.2 | 85.7  | 92.6  | 92.6  | 103.0 | 115.0 | 88.6  | 98.9  | 94.3  | 92.9  | 99.5  |
| 17年 1月  | 95.8  | 117.3 | 92.7  | 92.4  | 92.4  | 104.5 | 115.7 | 92.3  | 106.0 | 95.0  | 104.4 | 95.9  |
| 2       | 103.6 | 116.8 | 87.1  | 98.7  | 98.7  | 114.3 | 119.0 | 93.0  | 102.2 | 98.8  | 109.0 | 95.4  |
| 3       | 95.2  | 114.8 | 80.2  | 101.3 | 101.3 | 111.1 | 105.9 | 92.5  | 89.7  | 96.5  | 100.4 | 106.4 |

5. 業種別及び特殊分類別指数 5. Indices by Industry and by Use of Goods  
 (5) 生産者製品在庫率指数 (5) Indices of Producer's Inventory Ratio of Finished Goods

| 分類コード<br>時系列 | プラスチック | 合成ゴム  | 感光材料 | 真石けん・合成洗<br>剤・界面活性剤 | 化粧品   | 塗料・<br>印刷インキ | (特指:<br>石油化学製品) | 石油・石炭<br>製品工業 | 石油製品  | 石炭製品 | プラスチック<br>製品工業 | パルプ・紙・<br>紙加工品工業 | Industries<br>Code |
|--------------|--------|-------|------|---------------------|-------|--------------|-----------------|---------------|-------|------|----------------|------------------|--------------------|
|              | 86     | 87    | 88   | 89                  | 90    | 91           | 93              | 94            | 95    | 96   | 97             | 98               | Time series        |
| ウェイト         | 432.3  | 160.9 | 40.8 | 41.9                | 347.6 | 63.0         | 519.5           | 442.6         | 430.9 | 11.7 | 432.8          | 309.1            | Weight             |

| Original Index |       |       |       |       |       |       |       |       |       |       |       |       |           |
|----------------|-------|-------|-------|-------|-------|-------|-------|-------|-------|-------|-------|-------|-----------|
| 12年            | 100.0 | 100.0 | 100.0 | 100.0 | 100.0 | 100.0 | 100.0 | 100.0 | 100.0 | 100.0 | 100.0 | 100.0 | C.Y. 2000 |
| 13             | 113.7 | 112.0 | 126.2 | 103.2 | 101.7 | 101.0 | 109.2 | 101.5 | 101.0 | 115.9 | 107.3 | 108.3 | 2001      |
| 14             | 107.0 | 95.0  | 131.3 | 95.9  | 102.5 | 100.2 | 98.5  | 99.8  | 99.8  | 99.0  | 107.9 | 101.0 | 2002      |
| 15             | 107.1 | 93.1  | 129.2 | 98.0  | 95.9  | 99.8  | 96.6  | 101.0 | 101.6 | 78.4  | 104.3 | 102.6 | 2003      |
| 16             | 96.9  | 86.9  | 118.9 | 100.1 | 90.3  | 99.2  | 91.0  | 94.4  | 95.0  | 74.4  | 99.2  | 102.2 | 2004      |
| 12年度           | 100.8 | 103.0 | 104.3 | 100.6 | 98.1  | 99.4  | 101.4 | 100.7 | 100.6 | 102.0 | 100.7 | 102.0 | F.Y. 2000 |
| 13             | 116.3 | 111.5 | 133.2 | 102.4 | 104.3 | 100.9 | 110.1 | 102.2 | 101.6 | 124.2 | 109.6 | 107.8 | 2001      |
| 14             | 104.8 | 89.3  | 128.1 | 93.6  | 99.4  | 100.4 | 94.5  | 96.6  | 97.0  | 82.8  | 106.3 | 100.3 | 2002      |
| 15             | 104.6 | 93.5  | 127.1 | 99.8  | 97.3  | 98.8  | 96.1  | 101.6 | 102.2 | 78.3  | 103.6 | 102.7 | 2003      |
| 16             | 99.1  | 88.3  | 118.3 | 99.4  | 85.9  | 99.7  | 93.2  | 95.4  | 96.0  | 73.4  | 98.5  | 103.0 | 2004      |
| 16年 1月         | 104.1 | 98.0  | 136.1 | 127.9 | 120.8 | 117.5 | 97.0  | 91.4  | 91.9  | 72.9  | 113.6 | 109.2 | Jan. 2004 |
| 2              | 106.5 | 98.8  | 130.5 | 115.7 | 113.9 | 107.5 | 100.2 | 91.0  | 91.3  | 80.1  | 111.3 | 108.4 | Feb.      |
| 3              | 90.4  | 77.4  | 80.7  | 92.6  | 93.3  | 81.7  | 85.8  | 78.4  | 78.4  | 78.9  | 94.1  | 91.1  | Mar.      |
| 4              | 97.4  | 84.4  | 110.1 | 98.7  | 101.1 | 97.7  | 91.9  | 97.4  | 97.4  | 84.1  | 96.2  | 97.4  | Apr.      |
| 5              | 110.3 | 96.8  | 140.1 | 113.1 | 111.0 | 108.8 | 103.5 | 94.2  | 94.5  | 82.8  | 107.1 | 108.3 | May.      |
| 6              | 96.4  | 84.3  | 120.8 | 96.5  | 80.4  | 97.9  | 90.6  | 97.9  | 98.4  | 77.6  | 99.9  | 103.2 | Jun.      |
| 7              | 89.9  | 82.1  | 116.5 | 90.4  | 74.2  | 96.6  | 83.1  | 92.9  | 93.6  | 68.2  | 97.7  | 99.6  | Jul.      |
| 8              | 99.6  | 95.8  | 130.7 | 102.6 | 78.3  | 106.7 | 95.5  | 97.3  | 97.9  | 76.2  | 101.9 | 107.1 | Aug.      |
| 9              | 88.8  | 80.4  | 103.5 | 91.1  | 70.0  | 87.9  | 82.7  | 101.7 | 102.5 | 71.2  | 91.8  | 99.3  | Sep.      |
| 10             | 91.2  | 81.4  | 118.5 | 101.3 | 83.0  | 95.7  | 87.2  | 98.5  | 99.3  | 70.2  | 92.6  | 101.2 | Oct.      |
| 11             | 90.2  | 87.5  | 126.9 | 88.8  | 89.1  | 91.6  | 83.6  | 105.1 | 106.0 | 69.2  | 91.4  | 100.8 | Nov.      |
| 12             | 98.2  | 84.5  | 112.7 | 82.0  | 68.4  | 100.6 | 91.1  | 87.8  | 88.5  | 61.1  | 93.2  | 100.6 | Dec.      |

5. 業種別及び特殊分類別指数 5. Indices by Industry and by Use of Goods  
 (5) 生産者製品在庫率指数 (5) Indices of Producer's Inventory Ratio of Finished Goods

| 分類コード<br>時系列 | パルプ  | 紙     | 紙板         | 紙加工品                          | 繊維工業     | 化学繊維            | 紡績        | 織物            | 染色整理                           | 衣類      | その他の繊維製品               | 食料品・たばこ工業         |
|--------------|------|-------|------------|-------------------------------|----------|-----------------|-----------|---------------|--------------------------------|---------|------------------------|-------------------|
|              | Pulp | Paper | Paperboard | Converted and processed paper | Textiles | Man-made fibers | Spun yarn | Woven fabrics | Dyeing and finishing processes | Clothes | Other textile products | Foods and tobacco |
| ウェイト         | 99   | 100   | 101        | 102                           | 103      | 104             | 105       | 106           | 107                            | 108     | 109                    | 110               |

| 原指数    |     |       |       |       |       |       |       |       |       |       |       |       |
|--------|-----|-------|-------|-------|-------|-------|-------|-------|-------|-------|-------|-------|
| 12年    | 0.0 | 100.0 | 100.0 | 100.0 | 100.0 | 100.0 | 100.0 | 100.0 | 100.0 | 100.0 | 100.0 | 100.0 |
| 13     | 0.0 | 107.3 | 112.9 | 102.5 | 104.2 | 110.7 | 100.0 | 101.1 | 96.7  | 106.7 | 99.8  | 104.1 |
| 14     | 0.0 | 101.9 | 96.8  | 107.0 | 104.7 | 110.0 | 107.1 | 103.7 | 93.7  | 106.9 | 96.8  | 100.4 |
| 15     | 0.0 | 103.8 | 97.3  | 105.0 | 105.6 | 107.4 | 102.5 | 100.8 | 94.5  | 114.3 | 91.8  | 96.4  |
| 16     | 0.0 | 104.1 | 94.3  | 100.3 | 107.8 | 100.2 | 101.4 | 96.7  | 95.7  | 124.4 | 92.8  | 98.7  |
| 12年度   | 0.0 | 101.9 | 102.5 | 100.3 | 101.1 | 103.5 | 101.7 | 100.0 | 99.4  | 101.3 | 99.9  | 102.1 |
| 13     | 0.0 | 107.4 | 109.7 | 104.7 | 105.4 | 112.9 | 101.6 | 103.2 | 96.5  | 107.3 | 100.0 | 104.4 |
| 14     | 0.0 | 100.9 | 97.0  | 107.0 | 103.9 | 108.4 | 104.8 | 103.0 | 92.9  | 107.1 | 94.9  | 98.2  |
| 15     | 0.0 | 104.3 | 95.8  | 102.4 | 106.0 | 105.1 | 105.1 | 99.2  | 94.6  | 116.4 | 91.9  | 95.4  |
| 16     | 0.0 | 105.2 | 94.2  | 101.2 | 108.9 | 99.3  | 100.9 | 96.3  | 97.3  | 127.8 | 92.6  | 104.4 |
| 16年 1月 | 0.0 | 110.3 | 103.7 | 117.4 | 117.6 | 108.3 | 118.7 | 102.4 | 95.9  | 140.4 | 92.1  | 102.8 |
| 2      | 0.0 | 108.9 | 106.2 | 106.9 | 108.0 | 108.3 | 118.1 | 98.3  | 99.2  | 116.8 | 93.2  | 100.7 |
| 3      | 0.0 | 91.6  | 89.2  | 92.9  | 92.3  | 90.0  | 107.9 | 94.6  | 88.2  | 91.3  | 86.5  | 89.1  |
| 4      | 0.0 | 99.5  | 88.7  | 92.9  | 93.8  | 95.1  | 101.0 | 95.8  | 94.7  | 91.0  | 93.0  | 95.0  |
| 5      | 0.0 | 110.3 | 100.4 | 105.1 | 102.2 | 98.3  | 102.6 | 99.9  | 98.7  | 104.5 | 104.3 | 103.9 |
| 6      | 0.0 | 104.7 | 97.1  | 98.1  | 105.9 | 101.9 | 88.6  | 96.4  | 94.6  | 118.0 | 104.5 | 102.1 |
| 7      | 0.0 | 101.3 | 93.1  | 94.6  | 112.1 | 100.5 | 89.0  | 96.6  | 92.8  | 136.3 | 99.5  | 101.5 |
| 8      | 0.0 | 108.9 | 99.6  | 105.1 | 120.2 | 106.5 | 104.9 | 103.3 | 103.4 | 146.2 | 101.2 | 99.5  |
| 9      | 0.0 | 101.3 | 90.6  | 103.4 | 106.5 | 102.3 | 87.7  | 97.1  | 96.1  | 122.6 | 93.8  | 99.2  |
| 10     | 0.0 | 104.1 | 89.1  | 99.9  | 107.6 | 101.7 | 95.3  | 95.1  | 96.8  | 129.1 | 81.8  | 98.9  |
| 11     | 0.0 | 104.7 | 84.7  | 98.1  | 111.9 | 94.7  | 93.6  | 90.1  | 144.7 | 83.7  | 83.7  | 102.3 |
| 12     | 0.0 | 103.5 | 89.7  | 89.3  | 115.2 | 95.1  | 105.9 | 90.8  | 94.8  | 152.2 | 80.2  | 89.6  |
| 17年 1月 | 0.0 | 114.8 | 104.0 | 119.6 | 122.2 | 100.7 | 118.7 | 100.5 | 100.7 | 155.2 | 92.9  | 127.5 |
| 2      | 0.0 | 113.2 | 103.3 | 110.4 | 114.1 | 107.4 | 115.8 | 96.8  | 105.6 | 133.5 | 92.7  | 129.7 |
| 3      | 0.0 | 96.0  | 89.7  | 98.1  | 94.5  | 86.8  | 103.8 | 93.4  | 95.9  | 99.8  | 83.0  | 103.8 |

| 季節調整済指数 |     |       |       |       |       |       |       |       |       |       |       |       |
|---------|-----|-------|-------|-------|-------|-------|-------|-------|-------|-------|-------|-------|
| 12年 1期  | 0.0 | 98.7  | 101.8 | 100.0 | 97.3  | 93.5  | 94.5  | 97.9  | 99.6  | 97.8  | 100.4 | 95.9  |
| 2       | 0.0 | 98.2  | 94.1  | 100.6 | 99.3  | 98.7  | 98.6  | 99.5  | 100.6 | 99.2  | 100.9 | 101.1 |
| 3       | 0.0 | 100.6 | 98.6  | 100.4 | 101.6 | 104.4 | 101.4 | 100.8 | 101.8 | 102.4 | 98.5  | 99.9  |
| 4       | 0.0 | 102.7 | 105.7 | 99.3  | 101.7 | 103.7 | 106.1 | 101.6 | 97.8  | 100.2 | 100.7 | 103.4 |
| 13年 1期  | 0.0 | 106.3 | 111.5 | 100.8 | 101.7 | 106.9 | 100.4 | 98.1  | 97.3  | 103.2 | 99.6  | 103.8 |
| 2       | 0.0 | 108.3 | 119.2 | 101.0 | 103.2 | 110.4 | 100.1 | 99.7  | 96.5  | 105.0 | 101.1 | 104.8 |
| 3       | 0.0 | 108.3 | 117.2 | 103.6 | 104.6 | 111.2 | 99.7  | 102.5 | 95.9  | 107.9 | 97.7  | 104.1 |
| 4       | 0.0 | 106.3 | 103.3 | 105.0 | 107.3 | 114.6 | 99.8  | 104.0 | 97.4  | 110.0 | 101.1 | 103.8 |
| 14年 1期  | 0.0 | 106.6 | 99.3  | 108.8 | 106.2 | 115.3 | 106.7 | 106.4 | 96.3  | 105.9 | 100.4 | 104.8 |
| 2       | 0.0 | 100.8 | 96.4  | 107.6 | 104.1 | 110.0 | 108.7 | 104.9 | 95.4  | 106.1 | 94.2  | 100.0 |
| 3       | 0.0 | 99.5  | 94.6  | 104.7 | 103.0 | 106.7 | 108.0 | 102.4 | 92.1  | 105.1 | 96.5  | 101.4 |
| 4       | 0.0 | 100.8 | 96.9  | 107.0 | 105.5 | 108.0 | 105.3 | 101.1 | 91.1  | 110.4 | 96.4  | 94.8  |
| 15年 1期  | 0.0 | 101.8 | 100.2 | 107.7 | 103.2 | 108.1 | 98.5  | 103.2 | 93.6  | 106.6 | 92.3  | 96.1  |
| 2       | 0.0 | 102.2 | 101.2 | 103.7 | 104.5 | 106.8 | 101.8 | 102.1 | 96.6  | 112.2 | 91.3  | 92.6  |
| 3       | 0.0 | 105.0 | 92.5  | 104.9 | 105.6 | 106.6 | 104.0 | 100.5 | 94.2  | 115.5 | 89.9  | 100.9 |
| 4       | 0.0 | 106.3 | 95.3  | 103.3 | 109.0 | 108.2 | 106.1 | 97.5  | 93.8  | 121.7 | 94.0  | 95.9  |
| 16年 1期  | 0.0 | 103.9 | 94.1  | 98.2  | 104.9 | 98.9  | 108.1 | 96.7  | 93.8  | 115.7 | 92.5  | 93.1  |
| 2       | 0.0 | 102.4 | 94.6  | 100.1 | 106.3 | 99.3  | 100.8 | 98.9  | 94.9  | 120.6 | 94.0  | 98.6  |
| 3       | 0.0 | 102.9 | 92.7  | 101.2 | 109.6 | 102.2 | 96.1  | 95.9  | 96.7  | 130.6 | 90.6  | 98.4  |
| 4       | 0.0 | 107.2 | 96.1  | 102.0 | 110.0 | 100.3 | 100.0 | 95.4  | 97.6  | 129.3 | 94.5  | 106.3 |
| 17年 1期  | 0.0 | 108.4 | 93.5  | 101.8 | 109.0 | 95.1  | 106.0 | 95.2  | 100.1 | 128.9 | 91.4  | 114.6 |
| 16年 1月  | 0.0 | 103.9 | 93.4  | 96.0  | 106.2 | 103.7 | 106.1 | 96.4  | 92.5  | 117.3 | 92.0  | 91.4  |
| 2       | 0.0 | 103.9 | 96.9  | 98.8  | 105.4 | 98.4  | 109.5 | 97.1  | 95.4  | 117.6 | 92.8  | 93.6  |
| 3       | 0.0 | 103.9 | 92.1  | 99.9  | 103.0 | 94.6  | 108.8 | 96.7  | 93.6  | 112.2 | 92.8  | 94.3  |
| 4       | 0.0 | 101.7 | 91.4  | 97.9  | 105.2 | 98.1  | 104.2 | 98.4  | 94.4  | 119.1 | 93.2  | 96.5  |
| 5       | 0.0 | 104.3 | 99.7  | 101.1 | 107.8 | 99.9  | 103.7 | 100.3 | 94.8  | 123.2 | 94.9  | 102.4 |
| 6       | 0.0 | 101.3 | 92.8  | 101.4 | 105.8 | 99.9  | 94.5  | 98.0  | 95.4  | 119.6 | 94.0  | 96.9  |
| 7       | 0.0 | 101.7 | 93.3  | 99.6  | 108.5 | 101.4 | 95.2  | 96.5  | 96.1  | 127.1 | 90.3  | 97.3  |
| 8       | 0.0 | 102.9 | 92.6  | 100.6 | 110.1 | 102.1 | 97.5  | 95.5  | 97.4  | 132.7 | 88.5  | 98.9  |
| 9       | 0.0 | 104.2 | 92.1  | 103.3 | 110.3 | 103.1 | 95.5  | 95.6  | 96.5  | 132.1 | 92.9  | 99.1  |
| 10      | 0.0 | 108.7 | 99.2  | 103.3 | 110.5 | 105.7 | 99.3  | 96.2  | 98.4  | 130.6 | 92.9  | 101.2 |
| 11      | 0.0 | 106.7 | 95.0  | 101.3 | 110.2 | 98.9  | 98.6  | 94.9  | 97.2  | 130.0 | 98.9  | 103.3 |
| 12      | 0.0 | 106.1 | 94.2  | 101.4 | 109.3 | 96.4  | 102.2 | 95.2  | 97.3  | 127.2 | 91.6  | 114.4 |
| 17年 1月  | 0.0 | 108.2 | 93.7  | 97.8  | 110.3 | 96.4  | 106.1 | 94.6  | 97.1  | 129.6 | 92.8  | 113.4 |
| 2       | 0.0 | 108.0 | 94.2  | 102.1 | 111.3 | 97.6  | 107.4 | 95.6  | 101.5 | 134.4 | 92.3  | 120.5 |
| 3       | 0.0 | 108.9 | 92.6  | 105.5 | 105.5 | 91.2  | 104.6 | 95.5  | 101.7 | 122.6 | 89.1  | 109.9 |

5. 業種別及び特殊分類別指数 5. Indices by Industry and by Use of Goods  
 (5) 生産者製品在庫率指数 (5) Indices of Producer's Inventory Ratio of Finished Goods

| 分類コード<br>時系列 | 肉製品           | 乳製品            | 水産製品                      | 野菜・果実製品                                  | 油脂調味料                    | 製粉・同製品        | その他の食料品     | 清涼飲料      | 酒類      | その他工業               | ゴム製品工業          | 皮革製品工業           | Industries Code |
|--------------|---------------|----------------|---------------------------|--|--------------------------|---------------|-------------|-----------|---------|---------------------|-----------------|------------------|-----------------|
|              | Meat products | Dairy products | Processed marine products | Processed vegetables and fruits products | Oils and fats, seasoning | Flour milling | Other foods | Beverages | Alcohol | Other manufacturing | Rubber products | Leather products | Time series     |
| ウェイト         | 111           | 112            | 113                       | 114                                      | 115                      | 116           | 117         | 118       | 119     | 121                 | 122             | 123              | Weight          |

| Original Index |       |       |     |       |       |       |       |     |       |       |       |       |           |
|----------------|-------|-------|-----|-------|-------|-------|-------|-----|-------|-------|-------|-------|-----------|
| 0.0            | 100.0 | 100.0 | 0.0 | 100.0 | 100.0 | 100.0 | 100.0 | 0.0 | 100.0 | 100.0 | 100.0 | 100.0 | C.Y. 2000 |
| 0.0            | 100.2 | 133.5 | 0.0 | 102.7 | 102.1 | 100.9 | 100.9 | 0.0 | 129.9 | 115.6 | 115.3 | 97.1  | 2001      |
| 0.0            | 93.7  | 100.5 | 0.0 | 103.0 | 103.9 | 98.4  | 98.4  | 0.0 | 135.1 | 115.4 | 108.4 | 101.2 | 2002      |
| 0.0            | 93.7  | 86.1  | 0.0 | 106.6 | 103.8 | 88.5  | 88.5  | 0.0 | 134.2 | 113.5 | 105.6 | 88.3  | 2003      |
| 0.0            | 55.9  | 96.7  | 0.0 | 106.7 | 102.5 | 89.7  | 89.7  | 0.0 | 141.9 | 110.9 | 91.8  | 82.3  | 2004      |
| 0.0            | 102.5 | 103.8 | 0.0 | 100.9 | 100.0 | 101.3 | 101.3 | 0.0 | 110.4 | 103.5 | 103.4 | 97.4  | F.Y. 2000 |
| 0.0            | 98.7  | 142.2 | 0.0 | 103.5 | 103.8 | 100.5 | 100.5 | 0.0 | 133.0 | 118.7 | 115.5 | 101.1 | 2001      |
| 0.0            | 95.3  | 85.9  | 0.0 | 103.6 | 103.3 | 96.3  | 96.3  | 0.0 | 134.5 | 115.0 | 106.4 | 98.6  | 2002      |
| 0.0            | 84.1  | 89.1  | 0.0 | 105.3 | 102.3 | 85.7  | 85.7  | 0.0 | 134.4 | 112.6 | 103.1 | 84.3  | 2003      |
| 0.0            | 54.0  | 104.9 | 0.0 | 108.8 | 103.5 | 94.1  | 94.1  | 0.0 | 146.8 | 110.1 | 91.1  | 83.5  | 2004      |
| 0.0            | 75.3  | 114.8 | 0.0 | 123.2 | 114.9 | 86.9  | 86.9  | 0.0 | 163.4 | 124.5 | 100.8 | 91.2  | Jan. 2004 |
| 0.0            | 54.8  | 91.7  | 0.0 | 114.7 | 111.3 | 83.3  | 83.3  | 0.0 | 154.5 | 130.0 | 101.6 | 72.1  | Feb.      |
| 0.0            | 50.2  | 80.6  | 0.0 | 92.4  | 90.4  | 77.0  | 77.0  | 0.0 | 131.4 | 104.1 | 80.3  | 61.1  | Mar.      |
| 0.0            | 54.8  | 86.9  | 0.0 | 92.9  | 92.2  | 87.5  | 87.5  | 0.0 | 179.7 | 111.2 | 89.0  | 70.6  | Apr.      |
| 0.0            | 73.0  | 100.5 | 0.0 | 109.3 | 110.5 | 93.1  | 93.1  | 0.0 | 157.2 | 114.1 | 98.7  | 83.7  | May.      |
| 0.0            | 63.9  | 82.5  | 0.0 | 108.4 | 103.9 | 105.6 | 105.6 | 0.0 | 119.8 | 110.7 | 88.5  | 89.7  | Jun.      |
| 0.0            | 45.6  | 87.8  | 0.0 | 119.4 | 102.2 | 82.0  | 82.0  | 0.0 | 143.6 | 113.4 | 89.2  | 95.2  | Jul.      |
| 0.0            | 50.2  | 82.6  | 0.0 | 118.3 | 111.8 | 102.2 | 102.2 | 0.0 | 123.2 | 118.5 | 101.5 | 83.7  | Aug.      |
| 0.0            | 47.9  | 110.1 | 0.0 | 105.0 | 96.5  | 97.5  | 97.5  | 0.0 | 150.4 | 104.4 | 84.4  | 80.0  | Sep.      |
| 0.0            | 47.9  | 92.9  | 0.0 | 106.9 | 104.9 | 86.0  | 86.0  | 0.0 | 156.5 | 98.7  | 86.1  | 81.9  | Oct.      |
| 0.0            | 54.8  | 75.9  | 0.0 | 103.1 | 100.9 | 94.7  | 94.7  | 0.0 | 145.7 | 98.7  | 86.9  | 88.3  | Nov.      |
| 0.0            | 52.5  | 154.2 | 0.0 | 86.6  | 90.6  | 80.8  | 80.8  | 0.0 | 76.9  | 102.2 | 94.2  | 90.1  | Dec.      |
| 0.0            | 50.2  | 122.3 | 0.0 | 134.5 | 121.6 | 109.2 | 109.2 | 0.0 | 185.8 | 122.6 | 98.8  | 99.9  | Jan. 2005 |
| 0.0            | 57.0  | 169.6 | 0.0 | 123.4 | 114.9 | 100.6 | 100.6 | 0.0 | 191.3 | 123.7 | 95.8  | 75.0  | Feb.      |
| 0.0            | 50.2  | 93.6  | 0.0 | 97.6  | 91.9  | 89.4  | 89.4  | 0.0 | 132.0 | 102.8 | 80.2  | 64.4  | Mar.      |

| Seasonal Adjustment Index |      |      |     |  |  |  |  |  |  |  |  |  |
|---------------------------|------|------|-----|--|--|--|--|--|--|--|--|--|
| 0.0                       | 93.2 | 91.1 | 0.0 |  |  |  |  |  |  |  |  |  |

5. 業種別及び特殊分類別指数 5. Indices by Industry and by Use of Goods  
 (5) 生産者製品在庫率指数 (5) Indices of Producer's Inventory Ratio of Finished Goods

| 分類コード | 業種別       |                 |                  |                        |                |                     |            |      |        | 特殊分類別                  |                        |                         |
|-------|-----------|-----------------|------------------|------------------------|----------------|---------------------|------------|------|--------|------------------------|------------------------|-------------------------|
|       | 家具工業      | 金属製家具           | 木製家具             | 木材・木製品工業               | その他製品工業        | 楽器                  | 文具         | 玩具   | 鉱業     | (参考) 産業総合 (鉱工業、新聞・出版業) | (参考) 産業総合 (鉱工業、新聞・出版業) | (参考) 産業総合 (鉱工業、電力・ガス事業) |
| 時系列   | Furniture | Metal furniture | Wooden furniture | Wood and wood products | Other products | Musical instruments | Stationery | Toys | Mining | 400                    | 401                    | 402                     |
| ウェイト  | 124       | 125             | 126              | 127                    | 128            | 129                 | 130        | 131  | 132    | 400                    | 401                    | 402                     |
|       | 113.9     | 38.0            | 75.9             | 237.3                  | 90.1           | 10.7                | 40.8       | 38.6 | 14.0   | 9473.1                 | 9473.1                 | 9473.1                  |

| 原指数    |       |       |       |       |       |       |       |       |       |       |       |       |
|--------|-------|-------|-------|-------|-------|-------|-------|-------|-------|-------|-------|-------|
| 12年    | 100.0 | 100.0 | 100.0 | 100.0 | 100.0 | 100.0 | 100.0 | 100.0 | 100.0 | 100.0 | 100.0 | 100.0 |
| 13     | 111.6 | 120.1 | 107.3 | 116.2 | 130.0 | 131.6 | 110.8 | 149.9 | 97.0  | 110.4 | 110.4 | 110.4 |
| 14     | 99.5  | 114.0 | 92.2  | 116.2 | 149.5 | 98.7  | 114.2 | 200.8 | 104.5 | 102.0 | 102.0 | 102.0 |
| 15     | 93.1  | 108.6 | 85.4  | 109.7 | 172.0 | 91.7  | 120.6 | 248.6 | 96.1  | 97.9  | 97.9  | 97.9  |
| 16     | 90.9  | 111.8 | 80.5  | 109.3 | 178.3 | 89.2  | 124.1 | 260.3 | 90.6  | 95.4  | 95.4  | 95.4  |
| 12年度   | 102.6 | 103.5 | 102.2 | 101.7 | 113.1 | 107.2 | 108.5 | 119.6 | 98.7  | 101.3 | 101.3 | 101.3 |
| 13     | 111.8 | 121.1 | 107.2 | 121.6 | 133.1 | 129.9 | 110.6 | 157.8 | 98.4  | 111.4 | 111.4 | 111.4 |
| 14     | 96.7  | 113.8 | 88.2  | 113.5 | 161.4 | 89.2  | 114.1 | 231.5 | 104.1 | 99.4  | 99.4  | 99.4  |
| 15     | 90.4  | 105.6 | 82.7  | 107.2 | 181.7 | 91.5  | 124.5 | 267.2 | 92.7  | 96.7  | 96.7  | 96.7  |
| 16     | 91.8  | 113.7 | 80.8  | 113.5 | 160.8 | 90.1  | 123.0 | 220.3 | 91.2  | 96.6  | 96.6  | 96.6  |
| 16年 1月 | 99.8  | 126.0 | 86.7  | 112.4 | 233.3 | 99.8  | 149.7 | 358.7 | 99.7  | 104.1 | 104.1 | 104.1 |
| 2      | 88.8  | 102.4 | 82.0  | 113.4 | 290.8 | 107.9 | 136.5 | 504.5 | 86.7  | 99.1  | 99.1  | 99.1  |
| 3      | 64.4  | 64.1  | 64.5  | 107.1 | 197.8 | 82.5  | 111.6 | 320.8 | 77.9  | 80.8  | 80.8  | 80.8  |
| 4      | 75.9  | 90.1  | 68.8  | 111.2 | 203.9 | 95.3  | 115.8 | 327.1 | 96.8  | 93.3  | 93.3  | 93.3  |
| 5      | 100.9 | 125.6 | 88.6  | 113.7 | 166.2 | 89.4  | 118.7 | 237.7 | 97.9  | 101.4 | 101.4 | 101.4 |
| 6      | 99.6  | 123.5 | 87.6  | 105.4 | 175.8 | 85.5  | 108.8 | 271.7 | 100.7 | 94.7  | 94.7  | 94.7  |
| 7      | 94.4  | 114.9 | 84.1  | 108.2 | 189.1 | 82.8  | 126.4 | 284.8 | 90.4  | 95.1  | 95.1  | 95.1  |
| 8      | 100.0 | 121.8 | 89.1  | 115.3 | 189.5 | 93.8  | 141.2 | 267.1 | 100.7 | 104.6 | 104.6 | 104.6 |
| 9      | 89.8  | 112.2 | 78.6  | 106.1 | 155.1 | 88.4  | 133.9 | 196.0 | 89.0  | 90.6  | 90.6  | 90.6  |
| 10     | 94.8  | 127.0 | 78.7  | 106.5 | 107.1 | 88.1  | 116.8 | 102.2 | 88.2  | 95.8  | 95.8  | 95.8  |
| 11     | 92.6  | 120.4 | 78.6  | 101.7 | 118.1 | 85.8  | 129.1 | 115.5 | 80.5  | 94.4  | 94.4  | 94.4  |
| 12     | 89.9  | 113.2 | 78.2  | 110.2 | 112.7 | 70.5  | 100.7 | 137.0 | 79.0  | 91.0  | 91.0  | 91.0  |
| 17年 1月 | 102.6 | 133.7 | 87.1  | 126.0 | 178.6 | 100.6 | 144.2 | 236.5 | 102.6 | 108.6 | 108.6 | 108.6 |
| 2      | 94.4  | 114.7 | 84.3  | 132.6 | 196.4 | 111.5 | 135.0 | 284.8 | 89.5  | 104.5 | 104.5 | 104.5 |
| 3      | 66.1  | 66.8  | 65.7  | 125.6 | 136.9 | 89.2  | 105.7 | 183.1 | 78.5  | 84.7  | 84.7  | 84.7  |

| 季節調整済指数 |       |       |       |       |       |       |       |       |       |       |       |       |
|---------|-------|-------|-------|-------|-------|-------|-------|-------|-------|-------|-------|-------|
| 12年 1期  | 96.3  | 95.4  | 96.6  | 100.1 | 80.7  | 97.5  | 83.4  | 73.7  | 102.3 | 100.0 | 100.0 | 100.0 |
| 2       | 99.5  | 101.6 | 99.5  | 100.1 | 90.1  | 98.7  | 92.0  | 89.4  | 99.5  | 99.5  | 99.5  | 99.5  |
| 3       | 101.7 | 101.2 | 101.5 | 97.2  | 112.4 | 100.7 | 105.1 | 125.3 | 99.5  | 99.6  | 99.6  | 99.6  |
| 4       | 102.4 | 101.7 | 102.5 | 103.0 | 123.8 | 103.3 | 119.3 | 132.7 | 98.8  | 101.0 | 101.0 | 101.0 |
| 13年 1期  | 107.1 | 111.0 | 105.3 | 106.3 | 129.1 | 123.1 | 116.4 | 139.7 | 96.9  | 105.3 | 105.3 | 105.3 |
| 2       | 109.4 | 121.7 | 104.7 | 117.1 | 121.2 | 127.2 | 113.4 | 130.3 | 96.0  | 110.5 | 110.5 | 110.5 |
| 3       | 114.9 | 124.8 | 109.3 | 122.3 | 128.6 | 135.7 | 108.0 | 150.1 | 97.4  | 113.0 | 113.0 | 113.0 |
| 4       | 115.1 | 123.7 | 110.1 | 119.7 | 143.0 | 142.2 | 105.6 | 206.5 | 97.7  | 113.0 | 113.0 | 113.0 |
| 14年 1期  | 107.5 | 113.0 | 104.5 | 127.1 | 144.0 | 117.0 | 115.5 | 176.4 | 102.8 | 109.0 | 109.0 | 109.0 |
| 2       | 96.9  | 109.4 | 92.0  | 113.2 | 170.4 | 93.3  | 116.6 | 236.8 | 104.7 | 101.1 | 101.1 | 101.1 |
| 3       | 96.4  | 113.6 | 87.3  | 111.1 | 144.4 | 90.9  | 114.9 | 190.2 | 104.6 | 99.0  | 99.0  | 99.0  |
| 4       | 96.6  | 118.5 | 84.4  | 112.7 | 135.5 | 89.7  | 109.8 | 193.5 | 106.6 | 98.7  | 98.7  | 98.7  |
| 15年 1期  | 96.1  | 113.1 | 87.6  | 115.8 | 184.6 | 84.6  | 114.0 | 269.9 | 100.9 | 98.3  | 98.3  | 98.3  |
| 2       | 93.7  | 109.8 | 87.0  | 113.8 | 176.8 | 90.3  | 114.1 | 252.1 | 97.3  | 98.3  | 98.3  | 98.3  |
| 3       | 92.5  | 106.5 | 84.8  | 104.1 | 164.9 | 96.3  | 131.1 | 221.7 | 93.4  | 99.0  | 99.0  | 99.0  |
| 4       | 90.0  | 104.8 | 82.0  | 104.6 | 152.6 | 96.1  | 122.1 | 222.0 | 92.3  | 95.9  | 95.9  | 95.9  |
| 16年 1期  | 85.1  | 102.1 | 76.7  | 104.7 | 216.8 | 86.2  | 128.8 | 335.6 | 88.0  | 93.7  | 93.7  | 93.7  |
| 2       | 94.0  | 118.5 | 82.2  | 107.2 | 159.5 | 99.0  | 121.9 | 212.6 | 94.7  | 95.1  | 95.1  | 95.1  |
| 3       | 92.1  | 114.7 | 80.7  | 110.6 | 175.3 | 85.9  | 125.9 | 257.4 | 90.6  | 96.7  | 96.7  | 96.7  |
| 4       | 92.2  | 111.0 | 82.4  | 115.4 | 155.2 | 86.5  | 119.1 | 225.2 | 88.8  | 96.2  | 96.2  | 96.2  |
| 17年 1期  | 88.5  | 109.8 | 78.0  | 120.8 | 153.3 | 89.6  | 124.5 | 198.6 | 90.1  | 98.3  | 98.3  | 98.3  |
| 16年 1月  | 83.6  | 101.9 | 74.2  | 106.3 | 187.3 | 86.4  | 131.4 | 266.2 | 88.7  | 92.1  | 92.1  | 92.1  |
| 2       | 89.1  | 105.7 | 80.5  | 107.4 | 240.8 | 91.2  | 129.1 | 390.2 | 89.1  | 95.2  | 95.2  | 95.2  |
| 3       | 82.6  | 98.7  | 75.4  | 100.3 | 222.2 | 80.9  | 125.9 | 350.3 | 86.3  | 93.9  | 93.9  | 93.9  |
| 4       | 89.1  | 112.7 | 78.5  | 106.2 | 171.7 | 106.6 | 127.8 | 233.1 | 93.1  | 95.2  | 95.2  | 95.2  |
| 5       | 99.9  | 123.4 | 87.2  | 110.1 | 145.4 | 95.1  | 124.8 | 182.7 | 91.1  | 96.9  | 96.9  | 96.9  |
| 6       | 92.9  | 119.3 | 80.9  | 105.4 | 161.4 | 95.3  | 113.2 | 221.9 | 99.8  | 93.3  | 93.3  | 93.3  |
| 7       | 92.4  | 114.7 | 80.9  | 110.8 | 178.9 | 90.5  | 122.4 | 259.7 | 90.7  | 95.6  | 95.6  | 95.6  |
| 8       | 92.4  | 117.2 | 80.7  | 110.6 | 169.2 | 84.6  | 124.2 | 247.4 | 92.2  | 97.0  | 97.0  | 97.0  |
| 9       | 91.4  | 112.1 | 80.5  | 110.3 | 177.7 | 82.6  | 131.1 | 265.2 | 89.0  | 97.4  | 97.4  | 97.4  |
| 10      | 99.2  | 121.0 | 87.0  | 118.2 | 153.0 | 86.6  | 122.3 | 206.2 | 91.6  | 96.9  | 96.9  | 96.9  |
| 11      | 90.6  | 110.0 | 80.6  | 113.0 | 162.4 | 89.5  | 125.7 | 260.1 | 88.2  | 96.7  | 96.7  | 96.7  |
| 12      | 86.9  | 102.0 | 79.5  | 115.1 | 150.3 | 83.4  | 109.2 | 209.4 | 86.5  | 94.9  | 94.9  | 94.9  |
| 17年 1月  | 85.9  | 108.2 | 74.5  | 119.1 | 143.4 | 87.1  | 126.6 | 175.5 | 91.3  | 96.0  | 96.0  | 96.0  |
| 2       | 94.8  | 118.4 | 82.8  | 125.6 | 162.7 | 94.2  | 127.6 | 220.3 | 92.0  | 100.4 | 100.4 | 100.4 |
| 3       | 84.8  | 102.9 | 76.8  | 117.6 | 153.8 | 87.4  | 119.2 | 199.9 | 87.0  | 98.4  | 98.4  | 98.4  |

5. 業種別及び特殊分類別指数 5. Indices by Industry and by Use of Goods  
 (5) 生産者製品在庫率指数 (5) Indices of Producer's Inventory Ratio of Finished Goods

| 分類コード | 業種別                |   |                                     |                                  |                                 |                     |                          |   |  |  | 特殊分類別                   |                         |
|-------|--------------------|---|-------------------------------------|----------------------------------|---------------------------------|---------------------|--------------------------|---|--|--|-------------------------|-------------------------|
|       | 機械工業               | 機械工業 (除. 船舶・鉄道車両)   | 電気機械工業 (旧分類)                        | 化学工業 (含. 化学繊維)                   | 繊維工業 (除. 化学繊維)                  | 電力・ガス事業             | 新聞・出版業                   | 情報関連資本財   | 情報関連消費財  | 情報関連生産財  | (参考) 産業総合 (鉱工業、電力・ガス事業) | (参考) 産業総合 (鉱工業、電力・ガス事業) |
| 時系列   | Machinery industry | Machinery industry (excl. Steel ships and rolling stocks) | Electrical machinery (1985 version) | Chemicals (incl. Chemical fiber) | Textiles (excl. Chemical fiber) | Electricity and gas | Newspaper and publishing | Information and technical electronics equipment for Capital goods | Information and technical electronics equipment for Consumer goods | Information and technical electronics equipment for Producer goods | 409                     | 410                     |
| ウェイト  | 403                | 404   | 405                                 | 406                              | 407                             | 408                 | 409                      | 410   | 411  | 412  | 409                     | 410                     |
|       | 2911.0             | 2911.0  | 1247.0                              | 1495.1                           | 468.3                           | 0.0                 | 0.0                      | 68.3  | 0.0  | 559.0  | 0.0                     | 0.0                     |

| Original Index |       |       |       |       |       |     |     |       |     |       |      |       |
|----------------|-------|-------|-------|-------|-------|-----|-----|-------|-----|-------|------|-------|
| 100.0          | 100.0 | 100.0 | 100.0 | 100.0 | 100.0 | 0.0 | 0.0 | 100.0 | 0.0 | 100.0 | C.Y. | 2000  |
| 115.2          | 115.2 | 125.9 | 109.8 | 103.1 | 0.0   | 0.0 | 0.0 | 92.3  | 0.0 | 152.0 | 2001 | 152.0 |
| 98.5           | 98.5  | 96.2  | 103.9 | 103.8 | 0.0   | 0.0 | 0.0 | 70.5  | 0.0 | 101.8 | 2002 | 101.8 |
| 88.9           | 88.9  | 85.8  | 101.2 | 105.3 | 0.0   | 0.0 | 0.0 | 74.5  | 0.0 | 82.9  | 2003 | 82.9  |
| 88.2           | 88.2  | 93.7  | 94.8  | 109.2 | 0.0   | 0.0 | 0.0 | 83.7  | 0.0 | 87.9  | 2004 | 87.9  |
| 101.4          | 101.4 | 104.1 | 101.1 | 100.7 | 0.0   | 0.0 | 0.0 | 98.5  | 0.0 | 109.7 | F.Y. | 2000  |
| 115.5          | 115.5 | 123.9 | 111.7 | 104.0 | 0.0   | 0.0 | 0.0 | 86.4  | 0.0 | 146.9 | 2001 | 146.9 |
| 95.0           | 95.0  | 91.8  | 100.6 | 103.1 | 0.0   | 0.0 | 0.0 | 71.9  | 0.0 | 95.1  | 2002 | 95.1  |
| 85.9           | 85.9  | 84.3  | 100.7 | 106.2 | 0.0   | 0.0 | 0.0 | 76.1  | 0.0 | 80.2  | 2003 | 80.2  |
| 90.7           | 90.7  | 97.7  | 94.9  | 110.6 | 0.0   | 0.0 | 0.0 | 85.2  | 0.0 | 91.1  | 2004 | 91.1  |
| 97.8           | 97.8  | 99.0  | 108.5 | 119.2 | 0.0   | 0.0 | 0.0 | 83.4  | 0.0 | 88.8  | Jan. | 2004  |
| 86.8           | 86.8  | 92.8  | 106.6 | 107.9 | 0.0   | 0.0 | 0.0 | 88.0  | 0.0 | 87.3  | Feb. | 2004  |
| 62.0           | 62.0  | 70.7  | 88.9  | 92.7  | 0.0   | 0.0 | 0.0 | 64.6  | 0.0 | 73.4  | Mar. | 2004  |
| 83.7           | 83.7  | 84.3  | 96.1  | 93.6  | 0.0   | 0.0 | 0.0 | 84.6  | 0.0 | 79.6  | Apr. | 2004  |
| 92.3           | 92.3  | 99.9  | 107.1 | 102.9 | 0.0   | 0.0 | 0.0 | 94.6  | 0   |       |      |       |

5. 業種別及び特殊分類別指数 5. Indices by Industry and by Use of Goods  
 (5) 生産者製品在庫率指数 (5) Indices of Producer's Inventory Ratio of Finished Goods

| 分類コード | 鉱工業    | 最終需要財  | 投資財    | 資本財   |             |        |        |        |        |          |        |        | 時系列 |
|-------|--------|--------|--------|-------|-------------|--------|--------|--------|--------|----------|--------|--------|-----|
|       |        |        |        | 資本財   | 資本財 (除輸送機械) | 非鉄金属工業 | 金属製品工業 | 一般機械工業 | 電気機械工業 | 情報通信機械工業 | 輸送機械工業 | 精密機械工業 |     |
| 200   | 201    | 202    | 203    | 204   | 205         | 206    | 207    | 208    | 209    | 210      | 211    |        |     |
| ウェイト  | 9473.1 | 4554.0 | 1974.0 | 841.0 | 609.7       | 43.4   | 0.0    | 467.5  | 15.2   | 0.0      | 231.3  | 38.6   |     |

| 原指数    |       |       |       |       |       |       |     |       |       |     |       |       |
|--------|-------|-------|-------|-------|-------|-------|-----|-------|-------|-----|-------|-------|
| 12年    | 100.0 | 100.0 | 100.0 | 100.0 | 100.0 | 100.0 | 0.0 | 100.0 | 100.0 | 0.0 | 100.0 | 100.0 |
| 13     | 110.4 | 104.6 | 105.7 | 104.6 | 106.6 | 102.1 | 0.0 | 107.1 | 107.9 | 0.0 | 99.3  | 104.6 |
| 14     | 102.0 | 100.5 | 101.2 | 97.5  | 102.6 | 100.4 | 0.0 | 102.3 | 97.3  | 0.0 | 84.0  | 103.0 |
| 15     | 97.9  | 97.0  | 93.0  | 81.3  | 84.0  | 98.6  | 0.0 | 80.3  | 78.4  | 0.0 | 74.0  | 76.9  |
| 16     | 95.4  | 95.4  | 91.0  | 76.6  | 76.0  | 115.8 | 0.0 | 68.0  | 87.9  | 0.0 | 78.4  | 64.9  |
| 12年度   | 101.3 | 100.2 | 100.1 | 99.0  | 99.0  | 99.6  | 0.0 | 98.8  | 98.1  | 0.0 | 99.1  | 98.5  |
| 13     | 111.4 | 105.8 | 107.1 | 106.3 | 109.7 | 102.6 | 0.0 | 110.4 | 111.0 | 0.0 | 97.6  | 109.9 |
| 14     | 99.4  | 98.8  | 98.4  | 93.2  | 98.4  | 98.3  | 0.0 | 97.9  | 86.5  | 0.0 | 79.6  | 94.6  |
| 15     | 96.7  | 95.6  | 91.2  | 78.2  | 80.5  | 103.5 | 0.0 | 75.3  | 85.1  | 0.0 | 71.9  | 72.5  |
| 16     | 96.6  | 96.2  | 92.1  | 77.7  | 75.7  | 111.5 | 0.0 | 68.1  | 83.2  | 0.0 | 82.9  | 63.8  |
| 16年 1月 | 104.1 | 106.7 | 97.2  | 91.2  | 92.6  | 110.8 | 0.0 | 86.2  | 104.0 | 0.0 | 87.7  | 78.9  |
| 2      | 99.1  | 98.7  | 88.3  | 76.2  | 78.3  | 111.5 | 0.0 | 71.0  | 93.6  | 0.0 | 70.6  | 62.5  |
| 3      | 80.8  | 76.7  | 73.6  | 51.5  | 52.3  | 101.5 | 0.0 | 44.8  | 92.8  | 0.0 | 49.4  | 51.1  |
| 4      | 93.3  | 95.1  | 92.2  | 74.6  | 73.7  | 118.2 | 0.0 | 66.8  | 80.5  | 0.0 | 77.1  | 65.1  |
| 5      | 101.4 | 103.9 | 101.5 | 80.9  | 80.7  | 128.6 | 0.0 | 71.2  | 91.7  | 0.0 | 81.5  | 67.9  |
| 6      | 94.7  | 96.6  | 92.4  | 74.5  | 73.4  | 135.0 | 0.0 | 62.7  | 90.1  | 0.0 | 77.2  | 61.9  |
| 7      | 95.1  | 95.3  | 92.1  | 76.2  | 77.7  | 125.9 | 0.0 | 67.9  | 97.2  | 0.0 | 72.5  | 62.6  |
| 8      | 104.6 | 104.7 | 100.9 | 83.2  | 81.6  | 122.7 | 0.0 | 74.0  | 95.1  | 0.0 | 87.5  | 66.5  |
| 9      | 90.6  | 89.4  | 85.8  | 68.0  | 65.3  | 103.9 | 0.0 | 56.4  | 82.4  | 0.0 | 75.3  | 53.1  |
| 10     | 95.8  | 95.9  | 92.9  | 81.6  | 78.5  | 105.9 | 0.0 | 71.2  | 75.5  | 0.0 | 89.7  | 70.3  |
| 11     | 94.4  | 95.1  | 87.5  | 81.3  | 77.3  | 100.9 | 0.0 | 70.8  | 73.4  | 0.0 | 92.0  | 72.2  |
| 12     | 91.0  | 86.3  | 87.8  | 80.4  | 80.4  | 124.1 | 0.0 | 72.6  | 77.9  | 0.0 | 80.3  | 66.9  |
| 17年 1月 | 108.6 | 110.3 | 100.9 | 95.5  | 88.8  | 95.2  | 0.0 | 84.1  | 82.7  | 0.0 | 113.3 | 71.5  |
| 2      | 104.5 | 102.9 | 94.7  | 82.0  | 80.1  | 97.3  | 0.0 | 74.8  | 77.6  | 0.0 | 86.9  | 60.2  |
| 3      | 84.7  | 78.9  | 76.4  | 54.0  | 51.3  | 79.8  | 0.0 | 45.0  | 74.2  | 0.0 | 61.3  | 47.4  |

| 季節調整済指数 |       |       |       |       |       |       |     |       |       |     |       |       |
|---------|-------|-------|-------|-------|-------|-------|-----|-------|-------|-----|-------|-------|
| 12年 1期  | 100.0 | 100.2 | 101.7 | 102.6 | 101.1 | 102.4 | 0.0 | 100.7 | 112.3 | 0.0 | 105.6 | 98.5  |
| 2       | 99.5  | 100.4 | 100.7 | 100.8 | 101.9 | 104.6 | 0.0 | 101.1 | 106.4 | 0.0 | 97.9  | 108.0 |
| 3       | 99.6  | 99.8  | 98.7  | 98.5  | 97.7  | 100.8 | 0.0 | 96.7  | 91.5  | 0.0 | 99.1  | 98.8  |
| 4       | 101.0 | 99.7  | 98.9  | 97.0  | 98.0  | 92.0  | 0.0 | 99.4  | 92.0  | 0.0 | 96.0  | 92.9  |
| 13年 1期  | 105.3 | 100.8 | 102.3 | 99.4  | 97.9  | 101.1 | 0.0 | 97.3  | 102.9 | 0.0 | 102.7 | 94.3  |
| 2       | 110.5 | 103.8 | 104.7 | 104.9 | 105.5 | 104.0 | 0.0 | 105.4 | 111.0 | 0.0 | 103.1 | 100.1 |
| 3       | 113.0 | 107.4 | 108.5 | 106.3 | 108.3 | 106.2 | 0.0 | 108.5 | 107.5 | 0.0 | 99.2  | 108.1 |
| 4       | 113.0 | 106.6 | 107.7 | 108.1 | 114.0 | 97.1  | 0.0 | 116.3 | 109.9 | 0.0 | 94.2  | 115.8 |
| 14年 1期  | 109.0 | 105.7 | 108.2 | 106.2 | 110.8 | 103.3 | 0.0 | 111.0 | 114.1 | 0.0 | 93.9  | 117.9 |
| 2       | 101.1 | 100.7 | 101.0 | 97.4  | 103.3 | 98.1  | 0.0 | 103.2 | 102.7 | 0.0 | 81.6  | 111.7 |
| 3       | 99.0  | 97.9  | 99.0  | 95.6  | 100.5 | 97.7  | 0.0 | 99.9  | 97.7  | 0.0 | 81.1  | 99.6  |
| 4       | 98.7  | 97.8  | 96.9  | 91.7  | 96.7  | 104.2 | 0.0 | 95.9  | 75.4  | 0.0 | 80.4  | 85.7  |
| 15年 1期  | 98.3  | 98.3  | 96.8  | 88.6  | 93.0  | 94.0  | 0.0 | 92.5  | 71.2  | 0.0 | 78.0  | 83.6  |
| 2       | 98.3  | 96.7  | 94.2  | 80.4  | 82.5  | 96.0  | 0.0 | 77.9  | 72.5  | 0.0 | 74.3  | 76.1  |
| 3       | 99.0  | 97.7  | 92.0  | 81.4  | 85.2  | 97.3  | 0.0 | 81.4  | 82.1  | 0.0 | 72.2  | 79.8  |
| 4       | 95.9  | 95.1  | 89.7  | 76.1  | 76.9  | 107.8 | 0.0 | 71.3  | 88.5  | 0.0 | 74.1  | 70.0  |
| 16年 1期  | 93.7  | 93.3  | 88.7  | 75.7  | 78.1  | 114.0 | 0.0 | 71.1  | 97.3  | 0.0 | 69.7  | 64.9  |
| 2       | 95.1  | 96.4  | 91.5  | 76.7  | 76.3  | 118.3 | 0.0 | 67.8  | 84.9  | 0.0 | 79.5  | 62.9  |
| 3       | 96.7  | 97.1  | 93.3  | 80.1  | 78.6  | 115.8 | 0.0 | 70.1  | 91.6  | 0.0 | 85.9  | 65.6  |
| 4       | 96.2  | 95.1  | 90.9  | 75.3  | 72.1  | 114.3 | 0.0 | 64.2  | 77.9  | 0.0 | 81.8  | 66.5  |
| 17年 1期  | 98.3  | 96.6  | 93.1  | 80.1  | 77.2  | 95.7  | 0.0 | 71.9  | 78.7  | 0.0 | 87.4  | 60.5  |
| 16年 1月  | 92.1  | 89.8  | 85.9  | 73.4  | 76.7  | 108.0 | 0.0 | 70.0  | 92.9  | 0.0 | 65.1  | 66.2  |
| 2       | 95.2  | 95.3  | 89.1  | 75.1  | 78.0  | 118.2 | 0.0 | 70.5  | 102.7 | 0.0 | 68.0  | 62.5  |
| 3       | 93.9  | 94.8  | 91.0  | 78.7  | 79.6  | 115.7 | 0.0 | 72.8  | 96.3  | 0.0 | 76.1  | 66.0  |
| 4       | 95.2  | 97.1  | 90.6  | 77.2  | 76.2  | 115.7 | 0.0 | 69.3  | 77.1  | 0.0 | 84.5  | 61.6  |
| 5       | 96.9  | 97.2  | 94.2  | 76.5  | 77.6  | 117.3 | 0.0 | 69.2  | 88.7  | 0.0 | 73.1  | 61.9  |
| 6       | 93.3  | 94.9  | 89.7  | 76.3  | 75.0  | 121.8 | 0.0 | 65.0  | 89.0  | 0.0 | 80.9  | 65.1  |
| 7       | 95.6  | 94.6  | 91.8  | 76.6  | 77.1  | 118.8 | 0.0 | 67.9  | 93.9  | 0.0 | 76.4  | 64.4  |
| 8       | 97.0  | 96.4  | 92.5  | 77.1  | 76.4  | 115.2 | 0.0 | 68.5  | 91.3  | 0.0 | 80.1  | 65.3  |
| 9       | 97.4  | 100.4 | 95.7  | 86.6  | 82.3  | 113.5 | 0.0 | 73.8  | 89.6  | 0.0 | 101.2 | 67.2  |
| 10      | 96.9  | 96.2  | 92.7  | 76.5  | 71.4  | 116.9 | 0.0 | 63.1  | 80.8  | 0.0 | 82.3  | 67.2  |
| 11      | 96.7  | 97.3  | 91.7  | 75.7  | 72.3  | 110.4 | 0.0 | 64.9  | 76.0  | 0.0 | 85.9  | 67.8  |
| 12      | 94.9  | 91.7  | 88.3  | 73.8  | 72.6  | 115.5 | 0.0 | 64.5  | 76.8  | 0.0 | 77.3  | 64.4  |
| 17年 1月  | 96.0  | 92.8  | 89.2  | 76.9  | 73.6  | 92.8  | 0.0 | 68.3  | 73.8  | 0.0 | 84.1  | 60.0  |
| 2       | 100.4 | 99.3  | 95.6  | 80.8  | 79.8  | 103.2 | 0.0 | 74.3  | 85.2  | 0.0 | 83.7  | 60.2  |
| 3       | 98.4  | 97.6  | 94.5  | 82.6  | 78.1  | 91.0  | 0.0 | 73.2  | 77.0  | 0.0 | 94.5  | 61.2  |

5. 業種別及び特殊分類別指数 5. Indices by Industry and by Use of Goods  
 (5) 生産者製品在庫率指数 (5) Indices of Producer's Inventory Ratio of Finished Goods

| 業種・土石製品工業 | その他工業 | 家具工業 | その他製品工業 | 建設財    | 鉄鋼業  | 金属製品工業 | 一般機械工業 | 電気機械工業 | 窯業・土石製品工業 | 化学工業 | 石油・石炭製品工業 | Industries Code |
|-----------|-------|------|---------|--------|------|--------|--------|--------|-----------|------|-----------|-----------------|
|           |       |      |         |        |      |        |        |        |           |      |           |                 |
| 212       | 213   | 214  | 215     | 216    | 217  | 218    | 219    | 220    | 221       | 222  | 223       | Weight          |
| 23.1      | 21.9  | 21.9 | 0.0     | 1133.0 | 78.0 | 225.4  | 0.0    | 80.0   | 438.8     | 12.8 | 3.9       |                 |

| Original Index |       |       |     |       |       |       |     |       |       |       |       |           |
|----------------|-------|-------|-----|-------|-------|-------|-----|-------|-------|-------|-------|-----------|
| 100.0          | 100.0 | 100.0 | 0.0 | 100.0 | 100.0 | 100.0 | 0.0 | 100.0 | 100.0 | 100.0 | 100.0 | C.Y. 2000 |
| 97.2           | 117.6 | 117.6 | 0.0 | 106.4 | 107.5 | 99.8  | 0.0 | 104.1 | 105.4 | 101.5 | 96.6  | 2001      |
| 102.7          | 115.6 | 115.6 | 0.0 | 103.9 | 102.8 | 95.9  | 0.0 | 93.5  | 102.9 | 102.5 | 92.8  | 2002      |
| 118.3          | 115.7 | 115.7 | 0.0 | 101.7 | 103.9 | 91.8  | 0.0 | 89.8  | 103.7 | 102.2 | 117.9 | 2003      |
| 127.2          | 125.3 | 125.3 | 0.0 | 101.7 | 97.3  | 94.0  | 0.0 | 87.1  | 104.6 | 102.1 | 123.0 | 2004      |
| 99.1           | 101.7 | 101.7 | 0.0 | 100.9 | 101.5 | 99.1  | 0.0 | 100.1 | 101.4 | 99.2  | 102.7 | F.Y. 2000 |
| 97.0           | 120.7 | 120.7 | 0.0 | 107.6 | 105.5 | 101.7 | 0.0 | 102.4 | 105.6 | 101.5 | 92.6  | 2001      |
| 106.1          | 115.8 | 115.8 | 0.0 | 102.2 | 102.8 | 92.8  | 0.0 | 92.0  | 101.8 | 102.9 | 93.2  | 2002      |
| 123.2          | 113.7 | 113.7 | 0.0 | 100.9 | 101.6 | 91.4  | 0.0 | 88.8  | 103.5 | 101.1 | 122.3 | 2003      |
| 126.4          | 129.5 | 129.5 | 0.0 | 102.8 | 99.3  | 95.9  | 0.0 | 87.8  | 104.1 | 102.9 | 124.2 | 2004      |
| 150.8          | 147.0 | 147.0 | 0.0 | 101.7 | 103.3 | 96.0  | 0.0 | 94.7  | 97.1  | 121.8 | 139.2 | Jan. 2004 |
| 144.1          | 115.3 | 115.3 | 0.0 | 97.3  | 96.5  | 102.7 | 0.0 | 88.5  | 86.9  | 110.4 | 105.7 | Feb.      |
| 82.5           | 56.4  | 56.4  | 0.0 | 90.0  | 79.2  | 89.4  | 0.0 | 70.1  | 88.0  | 82.2  | 77.1  | Mar.      |
| 123.4          | 91.0  | 91.0  | 0.0 | 105.2 | 89.9  | 98.8  | 0.0 | 86.9  | 111.9 | 101.6 | 167.0 | Apr.      |
| 149.3          | 132.5 | 132.5 | 0.0 | 116.7 | 103.7 | 99.5  | 0.0 | 101.9 | 128.9 | 111.8 | 191.0 | May.      |
| 123.9          | 137.3 | 137.3 | 0.0 | 105.6 | 93.0  | 89.8  | 0.0 | 95.1  | 115.1 | 100.8 | 116.8 | Jun.      |
| 142.7          | 134.6 | 134.6 | 0.0 | 103.9 | 93.0  | 86.6  | 0.0 | 92.7  | 112.8 | 99.7  | 132.2 | Jul.      |
| 123.6          | 133.2 | 133.2 | 0.0 | 114.0 | 106.6 | 103.5 | 0.0 | 93.5  | 123.3 | 109.4 | 133.5 | Aug.      |
| 121.1          | 127.9 | 127.9 | 0.0 | 99.0  | 95.6  | 92.4  | 0.0 | 77.7  | 104.0 | 89.0  |       |           |



5. 業種別及び特殊分類別指数 5. Indices by Industry and by Use of Goods  
 (5) 生産者製品在庫率指数 (5) Indices of Producer's Inventory Ratio of Finished Goods

| 分類コード<br>時系列 | 業種別              |          |                     |           |                        |        | 特殊分類別          |                        |                   |                      |   |                     | Industries Code<br>Time series |
|--------------|------------------|----------|---------------------|-----------|------------------------|--------|----------------|------------------------|-------------------|----------------------|---|---------------------|--------------------------------|
|              | プラスチック製品工業       | 繊維工業     | その他工業               | 家具工業      | 木材・木製品工業               | 鉱業     | 消費財            | 耐久消費財                  | 金属製品              | 電気機械                 | 情報通信機械工業  | 輸送機械                |                                |
|              | Plastic products | Textiles | Other manufacturing | Furniture | Wood and wood products | Mining | Consumer goods | Durable consumer goods | Fabricated metals | Electrical machinery | Information and communication electronics equipment | Transport equipment |                                |
| ウェイト         | 224              | 225      | 226                 | 227       | 228                    | 229    | 230            | 231                    | 232               | 233                  | 234   | 235                 | Weight                         |
| 原指数          | 67.0             | 14.9     | 203.6               | 16.1      | 187.5                  | 8.6    | 2580.0         | 1137.2                 | 49.4              | 205.4                | 176.3   | 544.2               |                                |
| 12年          | 100.0            | 100.0    | 100.0               | 100.0     | 100.0                  | 100.0  | 100.0          | 100.0                  | 100.0             | 100.0                | 100.0   | 100.0               | C.Y. 2000                      |
| 13           | 109.5            | 95.0     | 117.3               | 123.3     | 116.8                  | 97.9   | 103.8          | 103.8                  | 108.7             | 99.2                 | 99.7  | 104.9               | 2001                           |
| 14           | 109.6            | 91.0     | 118.6               | 112.0     | 119.2                  | 101.0  | 100.0          | 96.5                   | 118.8             | 96.6                 | 74.3  | 99.7                | 2002                           |
| 15           | 104.6            | 90.9     | 112.4               | 99.0      | 113.6                  | 91.1   | 100.0          | 98.6                   | 98.3              | 88.6                 | 76.5  | 107.8               | 2003                           |
| 16           | 100.6            | 80.6     | 113.4               | 93.4      | 115.1                  | 87.8   | 98.7           | 95.8                   | 101.8             | 80.3                 | 80.5  | 103.5               | 2004                           |
| 12年度         | 100.9            | 97.7     | 102.4               | 105.9     | 102.1                  | 99.7   | 100.2          | 99.3                   | 95.8              | 96.0                 | 100.7   | 99.2                | F.Y. 2000                      |
| 13           | 111.3            | 93.5     | 122.5               | 121.5     | 122.6                  | 98.6   | 104.8          | 104.7                  | 116.4             | 102.3                | 96.1  | 105.9               | 2001                           |
| 14           | 108.0            | 90.1     | 116.3               | 111.2     | 116.8                  | 99.6   | 99.2           | 96.9                   | 114.0             | 95.0                 | 73.8  | 101.7               | 2002                           |
| 15           | 103.5            | 89.9     | 110.2               | 94.7      | 111.5                  | 88.9   | 99.0           | 95.7                   | 97.2              | 84.9                 | 75.1  | 103.4               | 2003                           |
| 16           | 101.5            | 78.6     | 117.2               | 92.1      | 119.3                  | 87.9   | 99.3           | 96.2                   | 100.6             | 80.4                 | 81.1  | 105.6               | 2004                           |
| 16年 1月       | 109.1            | 82.4     | 117.3               | 97.6      | 119.0                  | 98.5   | 113.9          | 112.2                  | 92.1              | 114.0                | 99.6  | 114.9               | Jan. 2004                      |
| 2            | 99.5             | 78.8     | 117.5               | 84.9      | 120.3                  | 86.2   | 106.7          | 102.9                  | 95.7              | 95.2                 | 94.2  | 99.8                | Feb.                           |
| 3            | 89.0             | 68.2     | 110.0               | 74.6      | 113.0                  | 75.9   | 79.1           | 64.2                   | 66.8              | 52.9                 | 57.7  | 59.3                | Mar.                           |
| 4            | 104.9            | 66.7     | 113.3               | 88.9      | 115.4                  | 92.8   | 97.4           | 96.8                   | 87.1              | 80.5                 | 75.3  | 107.2               | Apr.                           |
| 5            | 122.1            | 92.2     | 119.8               | 116.3     | 120.1                  | 96.2   | 105.7          | 106.4                  | 137.1             | 95.5                 | 105.9   | 107.2               | May.                           |
| 6            | 112.3            | 97.0     | 110.9               | 104.8     | 111.4                  | 92.9   | 99.8           | 100.4                  | 136.9             | 80.9                 | 86.1  | 104.9               | Jun.                           |
| 7            | 109.0            | 97.8     | 111.7               | 88.1      | 113.8                  | 87.9   | 97.7           | 96.0                   | 131.6             | 64.4                 | 97.6  | 99.4                | Jul.                           |
| 8            | 107.1            | 96.7     | 120.7               | 106.4     | 121.9                  | 97.6   | 107.6          | 114.6                  | 139.5             | 72.5                 | 96.3  | 134.4               | Aug.                           |
| 9            | 86.1             | 98.4     | 110.5               | 90.9      | 112.2                  | 89.3   | 92.1           | 86.8                   | 104.2             | 68.0                 | 68.5  | 96.6                | Sep.                           |
| 10           | 90.0             | 64.3     | 110.8               | 101.8     | 111.6                  | 82.3   | 98.3           | 98.4                   | 98.1              | 87.4                 | 69.9  | 117.4               | Oct.                           |
| 11           | 86.1             | 67.5     | 105.8               | 89.0      | 107.2                  | 77.4   | 100.9          | 95.8                   | 80.2              | 86.6                 | 66.5  | 114.2               | Nov.                           |
| 12           | 92.1             | 57.1     | 112.2               | 77.1      | 115.3                  | 76.8   | 85.1           | 75.4                   | 52.3              | 66.0                 | 48.5  | 87.2                | Dec.                           |
| 17年 1月       | 104.0            | 71.4     | 129.2               | 87.4      | 132.8                  | 96.3   | 117.4          | 115.5                  | 91.5              | 113.5                | 113.8   | 121.8               | Jan. 2005                      |
| 2            | 107.5            | 69.6     | 134.5               | 80.5      | 139.1                  | 87.5   | 109.2          | 101.4                  | 93.3              | 95.4                 | 87.8  | 105.9               | Feb.                           |
| 3            | 96.3             | 64.9     | 126.5               | 74.0      | 131.0                  | 77.5   | 80.8           | 66.5                   | 55.5              | 53.6                 | 56.8  | 70.6                | Mar.                           |
| 季節調整指数       | 101.4            | 102.1    | 98.3                | 91.3      | 99.1                   | 100.0  | 99.4           | 103.3                  | 115.1             | 104.3                | 96.3  | 105.8               | Seasonal Adjustment Index      |
| 12年 1期       | 99.8             | 100.5    | 100.0               | 103.0     | 99.4                   | 100.6  | 100.0          | 99.4                   | 98.4              | 107.8                | 101.9   | 97.1                | Q1 2000                        |
| 2            | 99.3             | 98.0     | 98.6                | 102.4     | 98.5                   | 99.9   | 100.3          | 100.2                  | 95.3              | 95.9                 | 101.4   | 101.1               | Q2                             |
| 3            | 99.9             | 99.2     | 103.4               | 103.3     | 103.5                  | 99.4   | 100.4          | 98.0                   | 93.7              | 92.1                 | 101.9   | 97.6                | Q3                             |
| 4            | 104.7            | 92.9     | 107.6               | 115.4     | 107.1                  | 99.0   | 99.9           | 98.8                   | 95.2              | 86.7                 | 98.1  | 100.4               | Q4                             |
| 13年 1期       | 107.2            | 96.7     | 117.6               | 117.7     | 117.3                  | 96.5   | 103.1          | 102.8                  | 105.3             | 97.0                 | 99.1  | 106.9               | Q1 2001                        |
| 2            | 111.5            | 95.8     | 123.6               | 133.8     | 123.1                  | 97.4   | 106.1          | 107.4                  | 114.1             | 107.7                | 103.2   | 107.7               | Q2                             |
| 3            | 115.4            | 93.2     | 121.1               | 127.3     | 120.5                  | 98.9   | 105.9          | 105.6                  | 118.9             | 103.7                | 96.2  | 105.4               | Q3                             |
| 4            | 111.5            | 87.3     | 127.2               | 108.2     | 128.9                  | 102.2  | 104.1          | 102.5                  | 133.9             | 101.7                | 86.7  | 102.6               | Q4                             |
| 14年 1期       | 109.9            | 87.7     | 115.4               | 101.3     | 116.4                  | 101.6  | 100.5          | 95.6                   | 119.2             | 94.9                 | 73.8  | 97.8                | Q1 2002                        |
| 2            | 108.8            | 94.3     | 115.5               | 121.5     | 115.2                  | 100.5  | 96.7           | 89.9                   | 111.6             | 89.4                 | 65.9  | 93.6                | Q2                             |
| 3            | 107.5            | 94.7     | 115.9               | 117.9     | 115.6                  | 100.1  | 98.8           | 98.0                   | 118.5             | 99.7                 | 71.5  | 103.9               | Q3                             |
| 4            | 105.3            | 86.6     | 118.0               | 105.9     | 118.7                  | 95.3   | 100.2          | 102.1                  | 106.9             | 95.3                 | 82.7  | 109.2               | Q4                             |
| 15年 1期       | 105.1            | 91.2     | 115.6               | 96.6      | 116.9                  | 90.0   | 98.3           | 98.4                   | 97.1              | 89.3                 | 78.0  | 105.4               | Q1 2003                        |
| 2            | 102.1            | 94.3     | 107.8               | 102.4     | 108.7                  | 89.2   | 101.8          | 98.2                   | 90.0              | 87.8                 | 70.1  | 111.7               | Q2                             |
| 3            | 106.2            | 89.6     | 107.6               | 91.0      | 109.3                  | 89.7   | 99.1           | 95.2                   | 105.0             | 81.3                 | 73.4  | 105.4               | Q3                             |
| 4            | 101.1            | 83.6     | 108.3               | 90.5      | 109.6                  | 87.0   | 96.9           | 91.1                   | 101.1             | 81.3                 | 77.4  | 92.6                | Q4                             |
| 16年 1期       | 105.1            | 77.6     | 113.2               | 107.0     | 113.6                  | 90.7   | 100.2          | 100.8                  | 103.7             | 81.2                 | 84.8  | 112.6               | Q1 2004                        |
| 2            | 100.5            | 83.2     | 114.5               | 92.6      | 116.8                  | 88.3   | 99.9           | 101.0                  | 102.1             | 79.9                 | 86.7  | 111.2               | Q2                             |
| 3            | 94.8             | 77.8     | 118.2               | 84.3      | 121.3                  | 84.9   | 98.1           | 91.6                   | 98.4              | 78.4                 | 71.8  | 100.1               | Q3                             |
| 4            | 105.0            | 75.3     | 122.6               | 85.6      | 125.3                  | 87.4   | 99.3           | 92.6                   | 94.2              | 81.6                 | 78.7  | 102.1               | Q4                             |
| 17年 1期       | 102.0            | 83.8     | 109.1               | 87.7      | 111.0                  | 86.6   | 93.1           | 86.1                   | 99.0              | 81.2                 | 72.8  | 89.1                | Q1 2005                        |
| 2            | 100.3            | 84.2     | 110.8               | 93.8      | 112.0                  | 88.2   | 99.3           | 95.2                   | 101.0             | 82.5                 | 78.3  | 97.9                | Jan. 2004                      |
| 3            | 101.1            | 82.8     | 105.1               | 90.0      | 105.8                  | 86.2   | 98.2           | 91.9                   | 103.2             | 80.2                 | 81.1  | 90.7                | Feb.                           |
| 4            | 97.6             | 74.2     | 110.6               | 99.6      | 111.5                  | 90.9   | 102.7          | 106.4                  | 103.6             | 83.9                 | 78.1  | 125.5               | Mar.                           |
| 5            | 113.2            | 80.8     | 118.1               | 118.6     | 117.9                  | 89.7   | 99.7           | 97.5                   | 104.2             | 80.5                 | 92.3  | 103.6               | Apr.                           |
| 6            | 104.5            | 77.8     | 110.8               | 102.7     | 111.5                  | 91.4   | 98.2           | 96.5                   | 103.3             | 79.3                 | 84.0  | 108.7               | May.                           |
| 7            | 104.4            | 74.9     | 114.9               | 92.8      | 116.9                  | 88.3   | 97.5           | 96.2                   | 103.3             | 76.9                 | 89.7  | 101.1               | Jun.                           |
| 8            | 101.2            | 81.8     | 114.8               | 95.6      | 117.0                  | 89.3   | 99.5           | 99.5                   | 105.7             | 79.4                 | 86.7  | 108.5               | Jul.                           |
| 9            | 95.9             | 92.8     | 113.8               | 89.5      | 116.6                  | 87.4   | 102.8          | 107.3                  | 97.4              | 83.5                 | 83.8  | 124.1               | Aug.                           |
| 10           | 96.9             | 77.5     | 122.7               | 97.4      | 124.3                  | 87.7   | 99.5           | 97.7                   | 102.0             | 80.6                 | 78.9  | 110.1               | Sep.                           |
| 11           | 95.2             | 82.1     | 115.6               | 84.2      | 118.9                  | 83.9   | 100.5          | 97.0                   | 98.0              | 79.7                 | 76.5  | 106.4               | Oct.                           |
| 12           | 92.3             | 73.8     | 116.2               | 71.2      | 120.7                  | 83.1   | 94.4           | 80.0                   | 95.1              | 74.8                 | 60.1  | 83.7                | Nov.                           |
| 17年 1月       | 97.2             | 72.6     | 120.2               | 78.5      | 123.8                  | 84.6   | 96.0           | 88.7                   | 98.3              | 80.9                 | 83.2  | 94.4                | Jan. 2005                      |
| 2            | 108.4            | 74.4     | 126.8               | 88.9      | 129.5                  | 89.5   | 101.6          | 93.8                   | 98.5              | 82.6                 | 73.0  | 103.9               | Feb.                           |
| 3            | 109.4            | 78.8     | 120.8               | 89.3      | 122.7                  | 88.0   | 100.3          | 95.2                   | 85.7              | 81.2                 | 79.8  | 108.0               | Mar.                           |

5. 業種別及び特殊分類別指数 5. Indices by Industry and by Use of Goods  
 (5) 生産者製品在庫率指数 (5) Indices of Producer's Inventory Ratio of Finished Goods

| 分類コード<br>時系列 | 業種別                   |          |                     |           |                |                            | 特殊分類別                |                              |                                   |           |                             |                  | Industries Code<br>Time series |
|--------------|-----------------------|----------|---------------------|-----------|----------------|----------------------------|----------------------|------------------------------|-----------------------------------|-----------|-----------------------------|------------------|--------------------------------|
|              | 精密機械工業                | 繊維工業     | その他工業               | 家具工業      | その他工業          | 非耐久消費財                     | 電気機械                 | 電子部品・デバイス工業                  | 窯業・土石製品工業                         | 化学工業      | 石油・石炭製品工業                   | プラスチック製品工業       |                                |
|              | Precision instruments | Textiles | Other manufacturing | Furniture | Other products | Non-durable consumer goods | Electrical machinery | Electronic parts and devices | Ceramics, stone and clay products | Chemicals | Petroleum and coal products | Plastic products |                                |
| ウェイト         | 236                   | 237      | 238                 | 239       | 240            | 241                        | 242                  | 243                          | 244                               | 245       | 246                         | 247              | Weight                         |
| 原指数          | 27.7                  | 28.3     | 105.9               | 75.9      | 30.0           | 1442.8                     | 43.8                 | 0.0                          | 49.1                              | 380.7     | 217.0                       | 37.0             | Original Index                 |
| 12年          | 100.0                 | 100.0    | 100.0               | 100.0     | 100.0          | 100.0                      | 100.0                | 0.0                          | 100.0                             | 100.0     | 100.0                       | 100.0            | C.Y. 2000                      |
| 13           | 87.9                  | 96.0     | 117.5               | 107.3     | 143.4          | 103.8                      | 106.7                | 0.0                          | 115.8                             | 103.0     | 99.3                        | 92.8             | 2001                           |
| 14           | 79.7                  | 90.2     | 112.7               | 92.2      | 164.4          | 102.8                      | 79.5                 | 0.0                          | 123.9                             | 103.0     | 99.4                        | 104.2            | 2002                           |
| 15           | 80.4                  | 87.4     | 115.7               | 85.4      | 192.6          | 101.1                      | 73.5                 | 0.0                          | 133.4                             | 97.3      | 97.2                        | 112.1            | 2003                           |
| 16           | 69.7                  | 102.1    | 114.1               | 80.5      | 199.2          | 101.0                      | 75.7                 | 0.0                          | 135.0                             | 92.0      | 89.4                        | 111.5            | 2004                           |
| 12年度         | 96.9                  | 99.4     | 105.9               | 102.2     | 115.2          | 101.0                      | 103.4                | 0.0                          | 105.2                             | 98.6      | 99.9                        | 97.4             | F.Y. 2000                      |
| 13           | 87.1                  | 95.3     | 118.7               | 107.2     | 147.9          | 104.9                      | 104.0                | 0.0                          | 117.6                             | 105.5     | 100.9                       | 96.2             | 2001                           |
| 14           | 77.2                  | 89.3     | 114.4               | 88.2      | 180.8          | 101.0                      | 74.2                 | 0.0                          | 126.1                             | 100.0     | 95.7                        | 106.8            | 2002                           |
| 15           | 77.0                  | 89.8     | 117.2               | 82.7      | 204.5          | 101.7                      | 73.2                 | 0.0                          | 134.0                             | 98.8      | 96.4                        | 111.4            | 2003                           |
| 16           | 67.0                  | 103.5    | 107.2               | 80.8      | 173.9          | 101.9                      | 74.5                 | 0.0                          | 137.2                             | 87.6      | 90.9                        | 111.4            | 2004                           |
| 16年 1月       | 88.7                  | 91.5     | 137.6               | 86.7      | 266.4          | 115.2                      | 97.8                 | 0.0                          | 148.3                             | 124.1     | 88.1                        | 119.3            | Jan. 2004                      |
| 2            | 67.7                  | 99.9     | 161.6               | 82.0      | 363.1          | 109.7                      | 75.6                 | 0.0                          | 136.9                             | 116       |                             |                  |                                |



5. 業種別及び特殊分類別指数 5. Indices by Industry and by Use of Goods  
 (5) 生産者製品在庫率指数 (5) Indices of Producer's Inventory Ratio of Finished Goods

| 分類コード<br>時系列 | 生産財          |      |           |       |        |         | 鉱工業用生産財 |                              |     |        |        | 一般機械工業 |
|--------------|--------------|------|-----------|-------|--------|---------|---------|------------------------------|-----|--------|--------|--------|
|              | パルプ・紙・紙加工品工業 | 繊維工業 | 食料品・たばこ工業 | その他工業 | 皮革製品工業 | その他製品工業 | 生産財     | For mining and manufacturing | 鉄鋼業 | 非鉄金属工業 | 金属製品工業 |        |
|              | 248          | 249  | 250       | 251   | 252    | 253     | 254     | 255                          | 256 | 257    | 258    | 259    |

| 原指数    | 248   | 249   | 250   | 251   | 252   | 253   | 254    | 255    | 256   | 257   | 258   | 259   |
|--------|-------|-------|-------|-------|-------|-------|--------|--------|-------|-------|-------|-------|
| ウェイト   | 26.5  | 213.7 | 398.0 | 77.0  | 38.5  | 38.5  | 4919.1 | 4732.8 | 751.6 | 222.0 | 202.6 | 329.8 |
| 12年    | 100.0 | 100.0 | 100.0 | 100.0 | 100.0 | 100.0 | 100.0  | 100.0  | 100.0 | 100.0 | 100.0 | 100.0 |
| 13     | 91.5  | 106.7 | 103.4 | 113.3 | 96.5  | 130.2 | 115.7  | 115.8  | 108.7 | 110.6 | 111.4 | 117.1 |
| 14     | 73.5  | 106.9 | 99.3  | 127.9 | 98.6  | 157.2 | 103.3  | 103.0  | 93.4  | 104.2 | 108.4 | 109.6 |
| 15     | 67.4  | 114.3 | 93.5  | 134.3 | 84.5  | 184.2 | 98.8   | 98.1   | 91.8  | 100.1 | 107.9 | 92.7  |
| 16     | 65.7  | 124.4 | 96.7  | 135.1 | 78.4  | 191.8 | 95.4   | 94.9   | 84.8  | 98.9  | 100.5 | 81.6  |
| 12年度   | 103.9 | 101.3 | 102.2 | 105.3 | 96.7  | 113.9 | 102.4  | 102.3  | 100.8 | 100.9 | 101.4 | 100.1 |
| 13     | 84.4  | 107.3 | 103.5 | 117.2 | 100.3 | 134.0 | 116.5  | 116.5  | 108.1 | 112.0 | 113.9 | 122.3 |
| 14     | 69.7  | 107.1 | 96.7  | 134.2 | 95.9  | 172.6 | 99.9   | 99.4   | 90.7  | 100.8 | 106.2 | 103.3 |
| 15     | 67.8  | 116.4 | 92.7  | 138.0 | 80.6  | 195.4 | 97.6   | 97.0   | 91.0  | 99.7  | 106.1 | 88.9  |
| 16     | 66.8  | 127.8 | 103.2 | 125.2 | 79.1  | 171.3 | 96.9   | 96.4   | 84.1  | 100.9 | 100.5 | 82.0  |
| 16年 1月 | 73.5  | 140.4 | 97.4  | 170.9 | 88.3  | 253.5 | 101.6  | 100.9  | 91.7  | 101.4 | 121.4 | 91.8  |
| 2      | 70.0  | 116.8 | 96.8  | 192.7 | 65.2  | 320.2 | 99.5   | 99.1   | 91.6  | 100.6 | 110.2 | 81.3  |
| 3      | 56.6  | 91.3  | 98.1  | 134.3 | 52.7  | 215.9 | 84.5   | 84.2   | 75.5  | 91.4  | 92.7  | 65.7  |
| 4      | 60.2  | 91.0  | 95.4  | 141.8 | 62.5  | 221.2 | 91.6   | 91.1   | 84.9  | 96.6  | 97.7  | 73.2  |
| 5      | 69.5  | 104.5 | 103.0 | 128.7 | 79.3  | 178.1 | 99.2   | 98.6   | 85.9  | 108.9 | 100.6 | 79.5  |
| 6      | 64.0  | 118.0 | 101.4 | 139.4 | 88.6  | 190.3 | 92.9   | 92.5   | 83.5  | 94.7  | 96.0  | 73.1  |
| 7      | 64.1  | 136.3 | 98.6  | 151.8 | 98.3  | 205.3 | 94.8   | 94.3   | 80.0  | 96.6  | 93.9  | 79.4  |
| 8      | 72.0  | 146.2 | 95.9  | 141.4 | 79.0  | 203.7 | 104.4  | 104.0  | 92.7  | 106.8 | 101.9 | 92.8  |
| 9      | 68.8  | 122.6 | 98.2  | 119.3 | 74.4  | 164.3 | 91.7   | 91.1   | 84.2  | 93.7  | 99.5  | 78.1  |
| 10     | 72.0  | 129.1 | 95.3  | 93.3  | 77.7  | 109.0 | 95.6   | 95.2   | 85.7  | 96.0  | 101.0 | 87.4  |
| 11     | 67.8  | 144.7 | 100.6 | 104.2 | 86.8  | 121.5 | 93.7   | 93.1   | 79.9  | 95.2  | 96.2  | 91.0  |
| 12     | 49.4  | 152.2 | 88.9  | 103.2 | 87.8  | 118.6 | 95.4   | 94.9   | 81.8  | 104.4 | 95.2  | 85.7  |
| 17年 1月 | 79.4  | 155.2 | 124.8 | 142.8 | 95.9  | 189.6 | 107.0  | 106.5  | 87.0  | 112.5 | 118.0 | 96.6  |
| 2      | 74.7  | 133.5 | 129.8 | 137.5 | 65.5  | 209.4 | 106.0  | 105.8  | 88.9  | 110.9 | 110.8 | 82.7  |
| 3      | 59.2  | 99.8  | 105.9 | 98.7  | 53.5  | 144.0 | 90.0   | 89.9   | 74.2  | 93.9  | 95.2  | 64.0  |

| 季節調整済指数 | 248   | 249   | 250   | 251   | 252   | 253   | 254   | 255   | 256   | 257   | 258   | 259   |
|---------|-------|-------|-------|-------|-------|-------|-------|-------|-------|-------|-------|-------|
| 12年 1期  | 91.3  | 97.8  | 94.8  | 88.2  | 104.3 | 77.9  | 99.6  | 99.6  | 99.2  | 102.8 | 101.4 | 101.2 |
| 2       | 95.5  | 99.2  | 101.4 | 95.5  | 102.7 | 89.3  | 98.9  | 99.0  | 99.4  | 99.4  | 98.8  | 96.8  |
| 3       | 107.0 | 102.4 | 99.9  | 107.7 | 100.6 | 114.7 | 99.4  | 99.3  | 100.4 | 98.6  | 98.9  | 100.0 |
| 4       | 107.8 | 100.2 | 104.3 | 108.8 | 92.6  | 127.0 | 102.2 | 102.1 | 100.9 | 99.3  | 100.8 | 102.1 |
| 13年 1期  | 104.9 | 103.2 | 103.3 | 109.7 | 89.7  | 128.9 | 108.9 | 108.9 | 102.6 | 106.0 | 106.6 | 101.5 |
| 2       | 98.0  | 105.0 | 104.6 | 107.1 | 91.5  | 120.9 | 116.9 | 117.1 | 109.5 | 109.8 | 107.2 | 115.6 |
| 3       | 84.0  | 107.9 | 103.2 | 114.4 | 100.4 | 128.4 | 118.2 | 118.4 | 111.4 | 113.0 | 115.4 | 117.5 |
| 4       | 77.0  | 110.0 | 102.7 | 122.4 | 103.1 | 144.9 | 119.0 | 119.1 | 110.8 | 114.4 | 117.3 | 132.8 |
| 14年 1期  | 77.6  | 105.9 | 103.5 | 127.8 | 106.7 | 147.2 | 111.8 | 111.7 | 100.4 | 110.9 | 115.9 | 122.3 |
| 2       | 76.9  | 106.1 | 99.0  | 141.2 | 98.3  | 181.2 | 101.7 | 101.1 | 94.4  | 101.8 | 104.1 | 107.8 |
| 3       | 69.0  | 105.1 | 101.0 | 123.8 | 95.8  | 152.4 | 100.0 | 99.6  | 88.3  | 104.1 | 107.0 | 107.7 |
| 4       | 70.6  | 110.4 | 93.0  | 116.7 | 93.5  | 143.9 | 99.6  | 99.2  | 90.0  | 99.7  | 106.0 | 101.3 |
| 15年 1期  | 63.1  | 106.6 | 93.4  | 149.9 | 93.3  | 201.4 | 98.2  | 97.7  | 89.9  | 98.0  | 106.8 | 97.2  |
| 2       | 66.1  | 112.2 | 88.8  | 138.3 | 86.7  | 187.7 | 99.8  | 99.2  | 90.2  | 101.0 | 109.3 | 95.9  |
| 3       | 70.1  | 115.5 | 99.2  | 126.0 | 78.5  | 174.6 | 100.1 | 99.3  | 93.6  | 101.6 | 107.8 | 93.7  |
| 4       | 70.4  | 121.7 | 92.5  | 118.5 | 80.2  | 161.7 | 96.8  | 96.1  | 93.5  | 100.3 | 107.7 | 84.6  |
| 16年 1期  | 65.1  | 115.7 | 91.2  | 162.5 | 76.6  | 236.5 | 94.2  | 93.6  | 86.9  | 96.8  | 99.9  | 82.1  |
| 2       | 62.6  | 120.6 | 97.3  | 122.7 | 76.2  | 167.6 | 94.0  | 93.5  | 84.1  | 99.0  | 100.0 | 81.5  |
| 3       | 64.9  | 130.6 | 95.8  | 134.0 | 79.5  | 189.0 | 96.4  | 96.0  | 85.4  | 98.0  | 100.7 | 80.5  |
| 4       | 70.5  | 129.3 | 104.3 | 121.9 | 80.8  | 168.0 | 97.0  | 96.5  | 82.6  | 101.6 | 101.3 | 82.0  |
| 17年 1期  | 69.2  | 128.9 | 115.8 | 122.8 | 79.3  | 162.0 | 99.9  | 99.5  | 84.0  | 104.5 | 100.0 | 83.3  |
| 16年 1月  | 65.7  | 117.3 | 89.0  | 139.4 | 76.9  | 201.8 | 94.2  | 93.6  | 86.0  | 94.6  | 103.8 | 82.8  |
| 2       | 65.2  | 117.6 | 91.5  | 180.5 | 76.6  | 264.7 | 95.1  | 94.6  | 88.5  | 98.8  | 99.7  | 82.9  |
| 3       | 64.4  | 112.2 | 93.2  | 167.6 | 76.4  | 242.9 | 93.2  | 92.7  | 86.1  | 97.0  | 96.2  | 80.6  |
| 4       | 62.2  | 119.1 | 95.9  | 132.9 | 76.2  | 181.0 | 93.4  | 93.4  | 83.1  | 98.1  | 99.5  | 81.6  |
| 5       | 64.8  | 123.2 | 101.0 | 112.0 | 76.9  | 152.4 | 96.0  | 95.5  | 86.2  | 105.2 | 99.7  | 82.6  |
| 6       | 60.7  | 119.6 | 94.9  | 123.3 | 75.5  | 169.5 | 92.1  | 91.7  | 82.9  | 93.8  | 100.8 | 80.4  |
| 7       | 60.3  | 127.1 | 94.5  | 135.5 | 80.6  | 191.6 | 96.2  | 95.8  | 81.2  | 99.5  | 99.3  | 82.4  |
| 8       | 66.6  | 132.7 | 96.4  | 129.9 | 77.0  | 182.1 | 97.2  | 96.9  | 87.4  | 98.5  | 100.4 | 79.8  |
| 9       | 67.8  | 132.1 | 96.6  | 136.5 | 80.8  | 193.3 | 95.7  | 95.2  | 87.7  | 96.1  | 102.5 | 79.4  |
| 10      | 74.0  | 130.6 | 97.9  | 121.8 | 80.6  | 163.9 | 97.7  | 97.2  | 84.6  | 104.1 | 105.5 | 80.8  |
| 11      | 69.6  | 130.0 | 100.3 | 123.5 | 80.3  | 179.0 | 96.4  | 95.8  | 81.5  | 99.4  | 99.4  | 83.4  |
| 12      | 68.0  | 127.2 | 114.6 | 120.5 | 81.6  | 161.0 | 97.0  | 96.4  | 81.8  | 101.3 | 99.0  | 81.8  |
| 17年 1月  | 70.9  | 129.6 | 114.0 | 116.5 | 83.5  | 150.9 | 99.2  | 98.8  | 81.6  | 104.9 | 100.9 | 87.1  |
| 2       | 69.5  | 134.4 | 122.6 | 128.8 | 76.9  | 173.1 | 101.3 | 100.9 | 85.9  | 108.9 | 100.2 | 84.3  |
| 3       | 67.3  | 122.6 | 110.8 | 123.2 | 77.5  | 162.0 | 99.2  | 98.9  | 84.6  | 99.7  | 98.8  | 78.5  |

5. 業種別及び特殊分類別指数 5. Indices by Industry and by Use of Goods  
 (5) 生産者製品在庫率指数 (5) Indices of Producer's Inventory Ratio of Finished Goods

| 分類コード<br>時系列 | 生産財    |          |             |        |        |           |      |           |            |              |      | 一般機械工業 | Industries Code |
|--------------|--------|----------|-------------|--------|--------|-----------|------|-----------|------------|--------------|------|--------|-----------------|
|              | 電気機械工業 | 情報通信機械工業 | 電子部品・デバイス工業 | 輸送機械工業 | 精密機械工業 | 窯業・土石製品工業 | 化学工業 | 石油・石炭製品工業 | プラスチック製品工業 | パルプ・紙・紙加工品工業 | 繊維工業 |        |                 |
|              | 260    | 261      | 262         | 263    | 264    | 265       | 266  | 267       | 268        | 269          | 270  | 271    | Weight          |

| 原指数    | 260   | 261   | 262   | 263   | 264   | 265   | 266    | 267   | 268   | 269   | 270   | 271   | Weight    |
|--------|-------|-------|-------|-------|-------|-------|--------|-------|-------|-------|-------|-------|-----------|
| ウェイト   | 175.8 | 28.2  | 502.4 | 16.2  | 5.7   | 188.2 | 1012.2 | 167.8 | 328.8 | 263.1 | 295.3 | 98.9  |           |
| 12年    | 100.0 | 100.0 | 100.0 | 100.0 | 100.0 | 100.0 | 100.0  | 100.0 | 100.0 | 100.0 | 100.0 | 100.0 | C.Y. 2000 |
| 13     | 109.7 | 145.5 | 156.8 | 112.5 | 142.4 | 124.5 | 112.1  | 101.5 | 108.4 | 109.0 | 103.7 | 106.8 | 2001      |
| 14     | 84.3  | 151.6 | 106.8 | 101.2 | 153.0 | 107.9 | 103.2  | 98.3  | 108.0 | 102.0 | 105.2 | 104.9 | 2002      |
| 15     | 81.2  | 139.2 | 87.3  | 85.7  | 149.2 | 104.2 | 101.7  | 101.4 | 103.4 | 104.6 | 101.8 | 107.8 | 2003      |
| 16     | 85.5  | 132.9 | 108.0 | 83.9  | 111.2 | 91.2  | 94.6   | 96.1  | 103.4 | 104.8 | 97.7  | 106.8 | 2004      |
| 12年度   | 101.5 | 106.6 | 110.3 | 104.0 | 119.8 | 102.6 | 101.8  | 101.3 | 101.0 | 101.8 | 101.3 | 101.6 | F.Y. 2000 |
| 13     | 105.5 | 155.6 | 153.1 | 112.9 | 146.1 | 127.2 | 113.8  | 101.0 | 110.7 | 108.8 | 105.5 | 108.0 | 2001      |
| 14     | 80.6  | 142.8 | 99.7  | 93.9  | 141.3 | 101.5 | 99.8   | 95.6  | 105.8 | 101.6 | 103.7 | 104.3 | 2002      |
| 15     | 82.8  | 139.5 | 85.2  | 84.7  | 133.0 | 103.4 | 100.4  | 103.2 | 102.7 | 104.8 | 100.8 | 106.1 | 2003      |
| 16     | 86.2  | 130.0 | 118.0 | 83.3  | 113.3 | 90.8  | 96.4   | 96.6  | 102.7 | 105.6 | 97.2  | 109.5 | 2004      |
| 16年 1月 | 87.7  | 157.6 | 95.0  | 87.9  | 97.3  | 106.3 | 101.8  | 86.4  | 113.8 | 111.8 | 105.3 | 124.8 | Jan. 2004 |
| 2      | 85.0  | 132.2 | 94.8  | 65.3  | 103.7 | 105.1 | 102.3  | 90.9  | 111.9 | 111.0 | 103.8 | 116.4 | Feb.      |
| 3      | 70.6  | 104.4 | 81.2  | 71.2  | 124.0 | 93.9  | 87.1   | 79.6  | 93.6  | 93.6  | 93.8  | 89.1  | Mar.      |

5. 業種別及び特殊分類別指数 5. Indices by Industry and by Use of Goods  
 (5) 生産者製品在庫率指数 (5) Indices of Producer's Inventory Ratio of Finished Goods

| 分類コード<br>時系列 | 業種別   |        |        |          |     |         |        |        |        |           |      |           |
|--------------|-------|--------|--------|----------|-----|---------|--------|--------|--------|-----------|------|-----------|
|              | その他工業 | ゴム製品工業 | 皮革製品工業 | 木材・木製品工業 | 鉱業  | その他用財生産 | 金属製品工業 | 電気機械工業 | 精密機械工業 | 窯業・土石製品工業 | 化学工業 | 石油・石炭製品工業 |
|              | 272   | 273    | 274    | 275      | 276 | 277     | 278    | 279    | 280    | 281       | 282  | 283       |
| ウェイト         | 138.8 | 77.4   | 11.6   | 49.8     | 5.4 | 186.3   | 16.9   | 19.9   | 3.0    | 19.5      | 5.5  | 53.9      |

原指数

|        |       |       |       |       |       |       |       |       |       |       |       |       |
|--------|-------|-------|-------|-------|-------|-------|-------|-------|-------|-------|-------|-------|
| 12年    | 100.0 | 100.0 | 100.0 | 100.0 | 100.0 | 100.0 | 100.0 | 100.0 | 100.0 | 100.0 | 100.0 | 100.0 |
| 13     | 113.4 | 115.2 | 99.0  | 113.9 | 95.6  | 114.0 | 113.2 | 112.6 | 121.5 | 107.4 | 160.5 | 110.1 |
| 14     | 107.3 | 108.4 | 110.2 | 104.8 | 110.1 | 113.0 | 123.9 | 92.8  | 133.6 | 111.0 | 185.6 | 106.4 |
| 15     | 101.7 | 105.9 | 100.8 | 95.4  | 104.0 | 114.0 | 128.0 | 81.8  | 111.8 | 108.4 | 191.3 | 114.1 |
| 16     | 90.8  | 92.4  | 95.3  | 87.3  | 95.1  | 108.5 | 128.8 | 71.9  | 87.8  | 102.5 | 212.8 | 107.5 |
| 12年度   | 101.6 | 102.9 | 99.8  | 99.9  | 97.0  | 103.1 | 100.9 | 100.0 | 100.5 | 101.8 | 110.0 | 101.8 |
| 13     | 115.6 | 115.8 | 103.5 | 118.2 | 98.0  | 115.9 | 118.6 | 113.1 | 130.2 | 107.7 | 173.1 | 111.7 |
| 14     | 104.6 | 106.6 | 107.4 | 100.9 | 111.4 | 111.2 | 122.7 | 87.9  | 128.5 | 115.0 | 180.0 | 103.3 |
| 15     | 98.4  | 103.4 | 96.7  | 90.8  | 98.8  | 113.9 | 129.7 | 78.7  | 105.5 | 102.2 | 200.1 | 116.0 |
| 16     | 92.3  | 91.8  | 98.2  | 91.8  | 96.4  | 108.3 | 128.5 | 70.3  | 84.1  | 102.3 | 215.8 | 108.0 |
| 16年 1月 | 96.5  | 101.6 | 101.0 | 87.5  | 101.5 | 119.9 | 145.7 | 75.2  | 106.2 | 113.7 | 229.9 | 117.0 |
| 2      | 95.8  | 101.4 | 94.9  | 87.3  | 87.6  | 111.2 | 129.7 | 72.1  | 94.3  | 108.1 | 197.6 | 101.9 |
| 3      | 82.4  | 79.9  | 88.8  | 84.7  | 81.1  | 93.9  | 111.9 | 56.9  | 90.8  | 90.2  | 163.2 | 90.7  |
| 4      | 92.6  | 90.3  | 97.3  | 95.3  | 103.3 | 105.5 | 120.9 | 66.0  | 95.7  | 110.3 | 155.1 | 111.2 |
| 5      | 95.8  | 99.4  | 98.3  | 89.5  | 100.5 | 113.1 | 126.2 | 77.6  | 110.3 | 108.9 | 242.2 | 114.1 |
| 6      | 87.2  | 89.1  | 93.2  | 83.0  | 103.4 | 113.0 | 125.8 | 75.2  | 75.6  | 92.7  | 201.0 | 102.5 |
| 7      | 88.3  | 89.4  | 85.1  | 87.5  | 94.4  | 107.7 | 131.7 | 80.8  | 78.0  | 91.3  | 181.0 | 109.9 |
| 8      | 97.7  | 102.3 | 99.1  | 90.3  | 105.8 | 115.4 | 137.3 | 93.8  | 84.8  | 103.1 | 192.9 | 110.3 |
| 9      | 85.3  | 84.5  | 98.6  | 83.3  | 88.5  | 105.5 | 128.1 | 77.4  | 67.4  | 90.5  | 190.8 | 103.1 |
| 10     | 87.6  | 86.7  | 96.0  | 87.1  | 97.6  | 106.6 | 133.3 | 79.8  | 85.7  | 106.6 | 224.4 | 100.7 |
| 11     | 86.4  | 88.8  | 93.2  | 81.1  | 85.5  | 111.1 | 124.6 | 64.5  | 78.3  | 112.9 | 258.8 | 115.3 |
| 12     | 94.1  | 95.4  | 97.6  | 91.2  | 82.5  | 108.2 | 130.8 | 43.9  | 86.5  | 101.9 | 317.0 | 113.7 |
| 17年 1月 | 100.9 | 99.2  | 113.2 | 100.7 | 112.7 | 118.4 | 132.9 | 70.8  | 94.3  | 113.7 | 277.9 | 114.1 |
| 2      | 101.0 | 95.7  | 106.7 | 107.9 | 92.6  | 112.2 | 133.6 | 65.7  | 78.5  | 112.9 | 181.4 | 109.1 |
| 3      | 90.9  | 80.4  | 100.4 | 105.2 | 80.2  | 92.5  | 117.3 | 47.7  | 73.9  | 83.1  | 166.6 | 92.5  |

季節調整済指数

|        |       |       |       |       |       |       |       |       |       |       |       |       |
|--------|-------|-------|-------|-------|-------|-------|-------|-------|-------|-------|-------|-------|
| 12年 1期 | 100.8 | 98.5  | 99.2  | 105.3 | 106.8 | 97.8  | 100.4 | 104.8 | 105.8 | 99.4  | 92.3  | 99.7  |
| 2      | 101.1 | 99.5  | 107.6 | 100.9 | 97.6  | 97.3  | 97.9  | 99.1  | 98.9  | 100.4 | 92.1  | 97.2  |
| 3      | 97.8  | 100.8 | 99.1  | 93.5  | 97.7  | 100.9 | 100.9 | 98.6  | 103.4 | 100.0 | 128.9 | 100.5 |
| 4      | 100.4 | 101.3 | 94.2  | 100.5 | 98.1  | 104.1 | 100.5 | 98.8  | 93.0  | 100.3 | 92.5  | 102.9 |
| 13年 1期 | 107.1 | 110.5 | 98.0  | 104.3 | 94.8  | 110.3 | 104.2 | 105.3 | 107.7 | 106.1 | 134.3 | 107.5 |
| 2      | 112.6 | 113.5 | 89.1  | 114.9 | 95.1  | 113.6 | 106.9 | 117.6 | 110.0 | 107.1 | 148.4 | 107.9 |
| 3      | 117.4 | 118.2 | 96.3  | 121.7 | 96.2  | 114.1 | 116.7 | 110.2 | 129.6 | 106.4 | 157.6 | 110.0 |
| 4      | 117.0 | 119.2 | 113.4 | 114.8 | 96.1  | 118.6 | 124.6 | 122.9 | 141.2 | 109.6 | 207.0 | 115.1 |
| 14年 1期 | 115.9 | 112.8 | 114.0 | 121.1 | 104.8 | 117.5 | 125.0 | 105.8 | 141.2 | 107.6 | 178.6 | 113.9 |
| 2      | 107.0 | 109.6 | 114.0 | 100.6 | 109.6 | 114.3 | 128.8 | 85.5  | 139.9 | 104.1 | 187.3 | 112.7 |
| 3      | 103.3 | 106.4 | 110.3 | 97.6  | 109.8 | 110.5 | 120.9 | 85.2  | 133.1 | 112.9 | 179.7 | 104.1 |
| 4      | 102.8 | 104.9 | 102.0 | 100.0 | 117.3 | 109.5 | 121.0 | 101.2 | 120.1 | 119.4 | 190.1 | 94.9  |
| 15年 1期 | 104.6 | 105.5 | 102.9 | 103.6 | 109.5 | 109.9 | 121.1 | 85.2  | 119.4 | 120.7 | 162.0 | 101.0 |
| 2      | 104.8 | 106.2 | 104.7 | 101.9 | 109.0 | 113.7 | 131.2 | 83.4  | 112.8 | 109.2 | 209.8 | 112.2 |
| 3      | 99.0  | 106.4 | 100.3 | 88.0  | 98.5  | 116.9 | 132.4 | 78.2  | 109.7 | 103.2 | 206.5 | 121.1 |
| 4      | 98.0  | 105.2 | 94.5  | 87.2  | 97.8  | 115.5 | 127.2 | 82.2  | 104.7 | 99.1  | 191.7 | 121.3 |
| 16年 1期 | 90.7  | 95.5  | 89.2  | 84.4  | 90.2  | 109.9 | 129.5 | 71.9  | 94.8  | 98.2  | 197.9 | 110.4 |
| 2      | 88.5  | 89.7  | 94.3  | 84.6  | 100.8 | 106.0 | 129.6 | 70.8  | 89.2  | 109.1 | 188.2 | 104.1 |
| 3      | 90.2  | 90.8  | 98.6  | 87.6  | 94.0  | 106.6 | 128.7 | 70.8  | 81.3  | 100.7 | 210.0 | 106.1 |
| 4      | 94.0  | 93.3  | 99.7  | 93.2  | 95.1  | 111.3 | 127.9 | 74.6  | 85.1  | 102.6 | 257.5 | 109.6 |
| 17年 1期 | 96.7  | 93.0  | 100.3 | 102.0 | 94.9  | 109.3 | 129.1 | 64.6  | 80.0  | 97.1  | 206.7 | 112.7 |
| 16年 1月 | 94.0  | 97.6  | 91.2  | 87.9  | 91.8  | 111.3 | 128.6 | 72.5  | 92.7  | 98.6  | 184.8 | 115.8 |
| 2      | 92.7  | 100.1 | 88.8  | 85.2  | 90.4  | 110.9 | 131.9 | 73.5  | 95.4  | 98.1  | 202.1 | 107.3 |
| 3      | 85.3  | 88.9  | 87.5  | 80.2  | 88.4  | 107.6 | 128.0 | 69.8  | 96.2  | 97.8  | 206.7 | 108.2 |
| 4      | 88.6  | 88.7  | 92.0  | 86.4  | 96.2  | 108.8 | 134.8 | 71.8  | 95.3  | 114.8 | 175.7 | 108.3 |
| 5      | 90.1  | 92.0  | 93.7  | 85.0  | 94.5  | 107.6 | 124.3 | 71.8  | 91.1  | 108.8 | 209.9 | 102.2 |
| 6      | 86.7  | 88.4  | 97.1  | 82.3  | 111.6 | 101.6 | 129.7 | 68.8  | 81.3  | 103.6 | 178.9 | 101.7 |
| 7      | 91.0  | 91.2  | 96.2  | 88.7  | 94.2  | 107.5 | 130.5 | 69.2  | 81.0  | 104.6 | 178.9 | 108.0 |
| 8      | 89.7  | 91.9  | 97.7  | 87.3  | 97.8  | 105.7 | 124.8 | 72.6  | 82.5  | 99.0  | 193.3 | 107.0 |
| 9      | 89.9  | 89.4  | 101.8 | 86.9  | 90.0  | 106.7 | 130.8 | 70.5  | 80.3  | 98.4  | 257.8 | 103.3 |
| 10     | 94.6  | 93.0  | 100.4 | 95.0  | 98.0  | 109.3 | 129.6 | 74.8  | 87.2  | 101.5 | 252.5 | 102.5 |
| 11     | 92.5  | 93.0  | 97.7  | 91.0  | 95.5  | 112.3 | 125.6 | 74.3  | 82.4  | 108.0 | 247.1 | 112.4 |
| 12     | 94.8  | 93.8  | 101.0 | 93.7  | 91.8  | 112.3 | 128.6 | 74.7  | 85.6  | 98.3  | 272.9 | 113.9 |
| 17年 1月 | 98.3  | 95.3  | 102.2 | 101.2 | 101.9 | 109.9 | 117.3 | 68.2  | 82.4  | 98.6  | 223.4 | 112.9 |
| 2      | 97.7  | 94.4  | 99.9  | 105.3 | 95.5  | 111.9 | 135.8 | 67.0  | 79.4  | 102.5 | 185.6 | 114.8 |
| 3      | 94.1  | 89.4  | 98.9  | 99.6  | 87.4  | 106.0 | 134.2 | 58.5  | 78.3  | 90.1  | 211.0 | 110.4 |

5. 業種別及び特殊分類別指数 5. Indices by Industry and by Use of Goods  
 (5) 生産者製品在庫率指数 (5) Indices of Producer's Inventory Ratio of Finished Goods

| 分類コード<br>時系列 | 業種別          |       |        |         |     | Industries Code<br>Time series |
|--------------|--------------|-------|--------|---------|-----|--------------------------------|
|              | パルプ・紙・紙加工品工業 | その他工業 | ゴム製品工業 | その他製品工業 | 鉱業  |                                |
|              | 284          | 285   | 286    | 287     | 288 |                                |
| ウェイト         | 19.5         | 48.1  | 26.5   | 21.6    | 0.0 | Weight                         |

Original Index

|       |       |       |       |     |           |
|-------|-------|-------|-------|-----|-----------|
| 100.0 | 100.0 | 100.0 | 100.0 | 0.0 | C.Y. 2000 |
| 120.6 | 113.5 | 115.5 | 111.1 | 0.0 | 2001      |
| 124.6 | 111.4 | 108.5 | 114.9 | 0.0 | 2002      |
| 123.5 | 112.3 | 104.7 | 121.5 | 0.0 | 2003      |
| 117.0 | 105.8 | 90.0  | 125.1 | 0.0 | 2004      |
| 102.3 | 106.7 | 104.9 | 108.8 | 0.0 | F.Y. 2000 |
| 125.0 | 113.1 | 114.8 | 110.9 | 0.0 | 2001      |
| 124.0 | 110.0 | 106.0 | 114.8 | 0.0 | 2002      |
| 121.7 | 112.7 | 102.3 | 125.6 | 0.0 | 2003      |
| 118.1 | 104.9 | 89.3  | 124.0 | 0.0 | 2004      |
| 122.2 | 122.4 | 98.7  | 151.5 | 0.0 | Jan. 2004 |
| 125.4 | 118.2 | 102.2 | 137.9 | 0.0 | Feb.      |
| 105.2 | 95.5  | 81.5  | 112.6 | 0.0 | Mar.      |
| 114.5 | 99.5  | 85.4  | 116.8 | 0.0 | Apr.      |
| 118.9 | 106.8 | 96.7  | 119.1 | 0.0 | May.      |
| 118.1 | 96.9  | 87.0  | 109.2 | 0.0 | Jun.      |
| 113.2 | 106.0 | 88.7  | 127.1 | 0.0 | Jul.      |
| 120.1 | 118.5 | 99.1  | 142.3 | 0.0 | Aug.      |
| 114.3 | 107.2 | 84.3  | 135.3 | 0.0 | Sep.      |
| 114.5 | 99.4  | 84.5  | 117.7 | 0.0 | Oct.      |
| 116.2 | 103.5 | 81.5  | 130.4 | 0.0 | Nov.      |
| 120.8 | 95.5  | 90.7  | 101.3 | 0.0 | Dec.      |
| 127.9 | 119.2 | 97.6  | 145.8 | 0.0 | Jan. 2005 |
| 129.5 | 114.1 | 96.2  | 136.1 | 0.0 | Feb.      |
| 109.3 | 91.9  | 79.9  | 106.6 | 0.0 | Mar.      |

Seasonal Adjustment Index

|       |       |       |       |     |           |
|-------|-------|-------|-------|-----|-----------|
| 102.5 | 90.2  | 95.8  | 82.9  | 0.0 | Q1 2000   |
| 97.8  | 95.0  | 97.2  | 91.8  | 0.0 | Q2        |
| 97.5  | 103.4 | 101.9 | 105.3 | 0.0 | Q3        |
| 102.8 | 112.6 | 106.3 | 119.9 | 0.0 | Q4        |
| 111.6 | 115.8 | 114.9 | 116.8 | 0.0 | Q1 2001   |
| 124.7 | 114.1 | 114.1 | 113.7 | 0.0 | Q2        |
| 124.4 | 113.7 | 118.3 | 108.2 | 0.0 | Q3        |
| 122.1 | 110.6 | 115.3 | 106.0 | 0.0 | Q4        |
| 128.6 | 113.9 | 112.2 | 116.1 | 0.0 | Q1 2002   |
| 121.8 | 113.7 | 110.8 | 117.2 | 0.0 | Q2        |
| 124.3 | 112.2 | 109.1 | 115.7 | 0.0 | Q3        |
| 123.9 | 105.6 | 101.7 | 110.5 | 0.0 | Q4        |
| 125.4 | 107.8 | 102.4 | 114.7 | 0.0 | Q1 2003   |
| 122.8 | 109.5 | 104.5 | 115.0 | 0.0 | Q2        |
| 125.0 | 117.6 | 105.3 | 132.5 | 0.0 | Q3        |
| 120.6 | 114.4 | 106.9 | 123.1 | 0.0 | Q4        |
| 117.5 | 109.7 | 93.0  | 130.0 | 0.0 | Q1 2004   |
| 117.4 | 102.4 | 85.8  | 122.9 | 0.0 | Q2        |
| 112.9 | 105.3 | 88.1  | 126.9 | 0.0 | Q3        |
| 120.3 | 105.5 | 93.2  | 119.9 | 0.0 | Q4        |
| 122.2 | 106.1 | 90.2  | 125.5 | 0.0 | Q1 2005   |
| 118.5 | 112.9 | 95.5  | 132.7 | 0.0 | Jan. 2004 |
| 118.4 | 112.0 | 97.1  | 130.3 | 0.0 | Feb.      |
| 115.7 | 104.3 | 86.4  | 127.0 | 0.0 | Mar.      |
| 116.8 | 104.9 | 83.8  | 128.9 | 0.0 | Apr.      |
| 121.1 | 104.8 | 88.8  | 125.7 | 0.0 | May.      |
| 114.3 | 97.4  | 84.9  | 114.1 | 0.0 | Jun.      |
| 108.4 | 106.8 | 88.8  | 123.3 | 0.0 | Jul.      |
| 111.9 | 103.0 | 89.0  | 125.2 | 0.0 | Aug.      |
| 118.4 | 106.1 | 86.5  | 132.2 | 0.0 | Sep.      |
| 120.6 | 107.9 | 97.1  | 123.0 | 0.0 | Oct.      |
| 121.5 | 107.2 | 90.6  | 126.8 | 0.0 | Nov.      |

5. 業種別及び特殊分類別指数 5. Indices by Industry and by Use of Goods  
 (5) 生産者製品在庫率指数 (5) Indices of Producer's Inventory Ratio of Finished Goods

| 分類コード<br>時系列 | 業種別及び特殊分類別               |                    |                  |               |   |                             |                 |                                    |                 |                  |                |             |
|--------------|--------------------------|--------------------|------------------|---------------|---|-----------------------------|-----------------|------------------------------------|-----------------|------------------|----------------|-------------|
|              | 鉱工業                      | 最終需要財              | 投資財              | 資本財           | 資本財<br>(除輸送機械)                            | 製造設備用                       | 電力用             | 通信・放送用                             | 農業用             | 建設用              | 輸送用            | 事務用         |
|              | Mining and manufacturing | Final demand goods | Investment goods | Capital goods | Capital goods (excl. Transport equipment) | For manufacturing equipment | For electricity | For communication and broadcasting | For agriculture | For construction | For transports | For offices |
|              | 300                      | 301                | 302              | 303           | 304                                       | 305                         | 306             | 307                                | 308             | 309              | 310            | 311         |

| 原指数    |       |       |       |       |       |       |       |       |     |       |       |       |
|--------|-------|-------|-------|-------|-------|-------|-------|-------|-----|-------|-------|-------|
| 12年    | 100.0 | 100.0 | 100.0 | 100.0 | 100.0 | 100.0 | 100.0 | 100.0 | 0.0 | 100.0 | 100.0 | 100.0 |
| 13     | 110.4 | 104.6 | 105.7 | 104.6 | 106.6 | 115.3 | 104.9 | 92.1  | 0.0 | 109.4 | 99.3  | 97.1  |
| 14     | 102.0 | 100.5 | 101.2 | 97.5  | 102.6 | 128.2 | 105.9 | 83.4  | 0.0 | 88.2  | 84.0  | 85.9  |
| 15     | 97.9  | 97.0  | 93.0  | 81.3  | 84.0  | 104.7 | 99.8  | 102.3 | 0.0 | 53.7  | 74.0  | 78.7  |
| 16     | 95.4  | 95.4  | 91.0  | 76.6  | 76.0  | 81.7  | 110.8 | 123.2 | 0.0 | 44.4  | 78.4  | 81.0  |
| 12年度   | 101.3 | 100.2 | 100.1 | 99.0  | 99.0  | 95.6  | 98.8  | 100.2 | 0.0 | 103.1 | 99.1  | 98.5  |
| 13     | 111.4 | 105.8 | 107.1 | 106.3 | 109.7 | 126.3 | 106.7 | 89.5  | 0.0 | 111.7 | 97.6  | 94.3  |
| 14     | 99.4  | 98.8  | 98.4  | 93.2  | 98.4  | 123.0 | 102.6 | 84.8  | 0.0 | 79.5  | 79.6  | 86.5  |
| 15     | 96.7  | 95.6  | 91.2  | 78.2  | 80.5  | 97.1  | 104.6 | 108.9 | 0.0 | 48.2  | 71.9  | 76.3  |
| 16     | 96.6  | 96.2  | 92.1  | 77.7  | 75.7  | 81.3  | 106.1 | 124.2 | 0.0 | 44.7  | 82.9  | 83.1  |
| 16年 1月 | 104.1 | 106.7 | 97.2  | 91.2  | 92.6  | 91.8  | 123.8 | 111.6 | 0.0 | 46.8  | 87.7  | 90.5  |
| 2      | 99.1  | 98.7  | 88.3  | 76.2  | 78.3  | 92.4  | 117.2 | 117.7 | 0.0 | 40.9  | 70.6  | 82.6  |
| 3      | 80.8  | 76.7  | 73.6  | 51.5  | 52.3  | 56.7  | 90.0  | 108.7 | 0.0 | 32.1  | 49.4  | 46.2  |
| 4      | 93.3  | 95.1  | 92.2  | 74.6  | 73.7  | 84.8  | 109.6 | 122.3 | 0.0 | 44.3  | 77.1  | 73.1  |
| 5      | 101.4 | 103.9 | 101.5 | 80.9  | 80.7  | 82.8  | 119.5 | 153.0 | 0.0 | 50.7  | 81.5  | 85.1  |
| 6      | 94.7  | 96.6  | 92.4  | 74.5  | 73.4  | 72.3  | 116.8 | 144.5 | 0.0 | 46.3  | 77.2  | 80.6  |
| 7      | 95.1  | 95.3  | 92.1  | 76.2  | 77.7  | 84.6  | 123.1 | 132.2 | 0.0 | 54.4  | 72.5  | 78.1  |
| 8      | 104.6 | 104.7 | 100.9 | 83.2  | 81.6  | 87.3  | 112.7 | 134.2 | 0.0 | 49.2  | 87.5  | 84.2  |
| 9      | 90.6  | 89.4  | 85.8  | 68.0  | 65.3  | 67.3  | 103.1 | 110.1 | 0.0 | 33.0  | 75.3  | 76.7  |
| 10     | 95.8  | 95.9  | 92.9  | 81.6  | 78.5  | 89.5  | 103.5 | 115.1 | 0.0 | 41.6  | 89.7  | 93.3  |
| 11     | 94.4  | 95.1  | 87.5  | 81.3  | 77.3  | 89.2  | 98.2  | 101.8 | 0.0 | 42.6  | 92.0  | 93.9  |
| 12     | 91.0  | 86.3  | 87.8  | 80.4  | 80.4  | 81.2  | 112.1 | 126.9 | 0.0 | 50.5  | 80.3  | 87.1  |
| 17年 1月 | 108.6 | 110.3 | 100.9 | 95.5  | 88.8  | 88.2  | 97.3  | 119.3 | 0.0 | 46.4  | 113.3 | 95.7  |
| 2      | 104.5 | 102.9 | 94.7  | 82.0  | 80.1  | 85.5  | 95.5  | 129.3 | 0.0 | 48.5  | 86.9  | 97.2  |
| 3      | 84.7  | 78.9  | 76.4  | 54.0  | 51.3  | 63.4  | 81.3  | 102.1 | 0.0 | 28.6  | 61.3  | 52.4  |

| 季節調整済指数 |       |       |       |       |       |       |       |       |     |       |       |       |
|---------|-------|-------|-------|-------|-------|-------|-------|-------|-----|-------|-------|-------|
| 12年 1期  | 100.0 | 100.2 | 101.7 | 102.6 | 101.1 | 110.9 | 105.6 | 95.9  | 0.0 | 86.6  | 105.6 | 105.6 |
| 2       | 99.5  | 100.4 | 100.7 | 100.8 | 101.9 | 101.2 | 105.2 | 102.6 | 0.0 | 98.1  | 97.9  | 97.9  |
| 3       | 99.6  | 99.8  | 98.7  | 98.5  | 97.7  | 94.8  | 96.0  | 107.8 | 0.0 | 99.9  | 99.1  | 93.7  |
| 4       | 101.0 | 99.7  | 98.9  | 97.0  | 98.0  | 92.8  | 93.8  | 94.0  | 0.0 | 110.5 | 96.0  | 101.0 |
| 13年 1期  | 105.3 | 100.8 | 102.3 | 99.4  | 97.9  | 94.0  | 100.7 | 96.6  | 0.0 | 101.1 | 102.7 | 101.6 |
| 2       | 110.5 | 103.8 | 104.7 | 104.9 | 105.5 | 104.1 | 107.1 | 99.8  | 0.0 | 109.7 | 103.1 | 101.5 |
| 3       | 113.0 | 107.4 | 108.5 | 106.3 | 108.3 | 120.8 | 107.3 | 88.8  | 0.0 | 107.6 | 99.2  | 96.9  |
| 4       | 113.0 | 106.6 | 107.7 | 108.1 | 114.0 | 141.0 | 104.3 | 82.8  | 0.0 | 118.4 | 94.2  | 90.9  |
| 14年 1期  | 109.0 | 105.7 | 108.2 | 106.2 | 110.8 | 138.6 | 108.4 | 85.9  | 0.0 | 111.5 | 93.9  | 87.7  |
| 2       | 101.1 | 100.7 | 101.0 | 97.4  | 103.3 | 131.3 | 101.6 | 82.9  | 0.0 | 90.8  | 81.6  | 87.6  |
| 3       | 99.0  | 97.9  | 99.0  | 95.6  | 100.5 | 122.9 | 106.2 | 81.6  | 0.0 | 77.9  | 81.1  | 86.7  |
| 4       | 98.7  | 97.8  | 96.9  | 91.7  | 96.7  | 119.5 | 108.4 | 84.5  | 0.0 | 75.9  | 80.4  | 81.4  |
| 15年 1期  | 98.3  | 98.3  | 96.8  | 88.6  | 93.0  | 115.8 | 95.7  | 91.9  | 0.0 | 70.1  | 78.0  | 88.8  |
| 2       | 98.3  | 96.7  | 94.2  | 80.4  | 82.5  | 105.8 | 99.1  | 99.7  | 0.0 | 50.1  | 74.3  | 78.2  |
| 3       | 99.0  | 97.7  | 92.0  | 81.4  | 85.2  | 108.7 | 97.7  | 103.2 | 0.0 | 54.8  | 72.2  | 77.0  |
| 4       | 95.9  | 95.1  | 89.7  | 76.1  | 76.9  | 90.0  | 106.9 | 115.3 | 0.0 | 45.3  | 74.1  | 71.3  |
| 16年 1期  | 93.7  | 93.3  | 88.7  | 75.7  | 78.1  | 84.0  | 114.9 | 119.4 | 0.0 | 46.7  | 69.7  | 78.7  |
| 2       | 95.1  | 96.4  | 91.5  | 76.7  | 76.3  | 79.2  | 110.8 | 125.4 | 0.0 | 45.2  | 79.5  | 82.1  |
| 3       | 96.7  | 97.1  | 93.3  | 80.1  | 78.6  | 84.1  | 110.9 | 122.8 | 0.0 | 49.2  | 85.9  | 80.3  |
| 4       | 96.2  | 95.1  | 90.9  | 75.3  | 72.1  | 80.1  | 106.6 | 124.3 | 0.0 | 40.0  | 81.8  | 83.1  |
| 17年 1期  | 98.3  | 96.6  | 93.1  | 80.1  | 77.2  | 83.9  | 95.7  | 123.6 | 0.0 | 47.0  | 87.4  | 88.3  |
| 16年 1月  | 92.1  | 89.8  | 85.9  | 73.4  | 76.7  | 78.8  | 114.1 | 116.0 | 0.0 | 40.0  | 65.1  | 78.8  |
| 2       | 95.2  | 95.3  | 89.1  | 75.1  | 78.0  | 90.3  | 119.5 | 119.0 | 0.0 | 41.6  | 68.0  | 79.8  |
| 3       | 93.9  | 94.8  | 91.0  | 78.7  | 79.6  | 82.8  | 111.1 | 123.3 | 0.0 | 58.5  | 76.1  | 77.4  |
| 4       | 95.2  | 97.1  | 90.6  | 77.2  | 76.2  | 85.8  | 108.8 | 114.9 | 0.0 | 43.2  | 84.5  | 84.4  |
| 5       | 96.9  | 97.2  | 94.2  | 76.5  | 77.6  | 79.5  | 113.0 | 135.2 | 0.0 | 46.9  | 73.1  | 84.8  |
| 6       | 93.3  | 94.9  | 89.7  | 76.3  | 75.0  | 72.3  | 110.6 | 126.1 | 0.0 | 45.6  | 80.9  | 77.1  |
| 7       | 95.6  | 94.6  | 91.8  | 76.6  | 77.1  | 82.6  | 114.0 | 126.3 | 0.0 | 48.8  | 76.4  | 72.5  |
| 8       | 97.0  | 96.4  | 92.5  | 77.1  | 76.4  | 84.2  | 104.4 | 124.4 | 0.0 | 46.3  | 80.1  | 81.4  |
| 9       | 97.4  | 100.4 | 95.7  | 86.6  | 82.3  | 85.4  | 114.4 | 117.7 | 0.0 | 52.6  | 101.2 | 87.0  |
| 10      | 96.9  | 96.2  | 92.7  | 76.5  | 71.4  | 81.2  | 108.7 | 130.8 | 0.0 | 35.9  | 82.3  | 82.9  |
| 11      | 96.7  | 97.3  | 91.7  | 75.7  | 72.3  | 79.8  | 102.4 | 120.0 | 0.0 | 41.4  | 85.9  | 86.3  |
| 12      | 94.9  | 91.7  | 88.3  | 73.8  | 72.6  | 79.2  | 108.8 | 122.1 | 0.0 | 42.6  | 77.3  | 80.1  |
| 17年 1月  | 96.0  | 92.8  | 89.2  | 76.9  | 73.6  | 75.7  | 89.6  | 124.0 | 0.0 | 39.6  | 84.1  | 83.3  |
| 2       | 100.4 | 99.3  | 95.6  | 80.8  | 79.8  | 83.5  | 97.3  | 130.8 | 0.0 | 49.3  | 83.7  | 93.9  |
| 3       | 98.4  | 97.6  | 94.5  | 82.6  | 78.1  | 92.6  | 100.3 | 115.9 | 0.0 | 52.1  | 94.5  | 87.8  |

5. 業種別及び特殊分類別指数 5. Indices by Industry and by Use of Goods  
 (5) 生産者製品在庫率指数 (5) Indices of Producer's Inventory Ratio of Finished Goods

| 分類コード<br>時系列 | 業種別及び特殊分類別          |                    |                  |                 |                |                        |                |                                   |                              |                             |                                |                            |
|--------------|---------------------|--------------------|------------------|-----------------|----------------|------------------------|----------------|-----------------------------------|------------------------------|-----------------------------|--------------------------------|----------------------------|
|              | その他の資本財             | 建設財                | 建築用              | 土木用             | 消費財            | 耐久消費財                  | 家事用            | 冷暖房用                              | 家具・備用品                       | 娯楽用                         | 乗用車・二輪車                        | 非耐久消費財                     |
|              | Other capital goods | Construction goods | For construction | For engineering | Consumer goods | Durable consumer goods | For house work | For heating and cooling equipment | For furniture and furnishing | For education and amusement | Passenger cars and motorcycles | Non-durable consumer goods |
|              | 312                 | 313                | 314              | 315             | 316            | 317                    | 318            | 319                               | 320                          | 321                         | 322                            | 323                        |

| Original Index |       |       |       |       |       |       |       |       |       |       |       |        |
|----------------|-------|-------|-------|-------|-------|-------|-------|-------|-------|-------|-------|--------|
| 12年            | 100.0 | 100.0 | 100.0 | 100.0 | 100.0 | 100.0 | 100.0 | 100.0 | 0.0   | 100.0 | 100.0 | 100.0  |
| 13             | 106.6 | 106.4 | 106.6 | 105.7 | 103.8 | 103.8 | 100.4 | 0.0   | 104.3 | 103.7 | 104.9 | 103.8  |
| 14             | 111.3 | 103.9 | 103.2 | 106.5 | 100.0 | 96.5  | 102.2 | 0.0   | 93.3  | 86.2  | 99.7  | 102.8  |
| 15             | 95.3  | 101.7 | 100.1 | 108.2 | 100.0 | 98.6  | 90.9  | 0.0   | 86.9  | 91.8  | 107.8 | 101.1  |
| 16             | 81.5  | 101.7 | 99.5  | 110.3 | 98.7  | 95.8  | 84.5  | 0.0   | 85.9  | 94.4  | 103.5 | 101.0  |
| 12年度           | 97.2  | 100.9 | 100.8 | 101.3 | 100.2 | 99.3  | 94.8  | 0.0   | 101.2 | 102.2 | 99.2  | 101.0  |
| 13             | 110.4 | 107.6 | 108.1 | 105.8 | 104.8 | 104.7 | 106.0 | 0.0   | 103.5 | 101.4 | 105.9 | 104.9  |
| 14             | 108.2 | 102.2 | 101.1 | 106.3 | 99.2  | 96.9  | 99.5  | 0.0   | 91.0  | 87.6  | 101.7 | 101.0  |
| 15             | 91.1  | 100.9 | 99.2  | 107.4 | 99.0  | 95.7  | 87.4  | 0.0   | 85.4  | 91.9  | 103.4 | 101.7  |
| 16             | 81.1  | 102.8 | 100.5 | 111.4 | 99.3  | 96.2  | 84.3  | 0.0   | 86.4  | 91.2  | 105.6 | 101.9  |
| 16年 1月         | 119.0 | 101.7 | 104.4 | 91.3  | 113.9 | 112.2 | 113.1 | 0.0   | 90.5  | 120.1 | 114.9 | 115.2  |
| 2              | 84.6  | 97.3  | 102.8 | 75.9  | 106.7 | 102.9 | 97.5  | 0.0   | 86.4  | 126.2 | 99.8  | 109.7  |
| 3              | 52.0  | 90.0  | 92.3  | 80.9  | 79.1  | 64.2  | 52.1  | 0.0   | 72.4  | 81.0  | 59.3  | 90.9   |
| 4              | 77.0  | 105.2 | 102.4 | 116.0 | 97.4  | 96.8  | 80.8  | 0.0   | 81.8  | 96.6  | 107.2 | 97.9   |
| 5              | 83.1  | 116.7 | 110.9 | 139.2 | 105.7 | 106.4 | 104.4 | 0.0   | 98.6  | 111.7 | 107.2 | 105.2  |
| 6              | 72.2  | 105.6 | 100.2 | 126.6 | 99.8  | 100.4 | 91.6  | 0.0   | 95.5  | 100.8 | 104.9 | 99.5   |
| 7              | 73.8  | 103.9 | 98.5  | 125.0 | 97.7  | 96.0  | 74.5  | 0.0   | 91.7  | 110.2 | 99.4  | 99.1   |
| 8              | 89.2  | 114.0 | 107.3 | 139.9 | 107.6 | 114.6 | 84.5  | 0.0   | 94.1  | 108.4 | 134.4 | 102.2  |
| 9              | 69.4  | 99.0  | 93.3  | 121.2 | 92.1  | 86.8  | 74.3  | 0.0   | 81.8  | 78.2  | 96.6  | 96.3</ |

5. 業種別及び特殊分類別指数 5. Indices by Industry and by Use of Goods  
 (5) 生産者製品在庫率指数 (5) Indices of Producer's Inventory Ratio of Finished Goods

| 分類<br>コード | 業種別               |                                   |                          |                      | 生産財<br>Producer goods | 鉱工業用<br>生産財<br>For mining<br>and<br>manufacturing | その他用<br>生産財<br>For others | Industries<br>Code |
|-----------|-------------------|-----------------------------------|--------------------------|----------------------|-----------------------|---|---------------------------|--------------------|
|           | 家事用               | 教育・<br>娯楽用                        | 被服・<br>履き物               | 飲食料品                 |                       |   |                           |                    |
|           | For house<br>work | For education<br>and<br>amusement | Clothing and<br>footwear | Food and<br>beverage |                       |   |                           |                    |
| 時系列       | 324               | 325                               | 326                      | 327                  | 328                   | 329   | 330                       | Time series        |
| ウェイト      | 564.8             | 366.5                             | 252.2                    | 259.3                | 4919.1                | 4732.8  | 186.3                     | Weight             |

| 原指数  |    | Original Index |       |       |       |       |       |       |           |
|------|----|----------------|-------|-------|-------|-------|-------|-------|-----------|
| 12年  |    | 100.0          | 100.0 | 100.0 | 100.0 | 100.0 | 100.0 | 100.0 | C.Y. 2000 |
| 13   |    | 102.4          | 102.3 | 105.2 | 107.3 | 115.7 | 115.8 | 114.0 | 2001      |
| 14   |    | 100.4          | 105.1 | 105.7 | 102.2 | 103.3 | 103.0 | 113.0 | 2002      |
| 15   |    | 98.3           | 102.6 | 109.8 | 96.4  | 98.8  | 98.1  | 114.0 | 2003      |
| 16   |    | 93.9           | 102.3 | 117.4 | 98.7  | 95.4  | 94.9  | 108.5 | 2004      |
| 12年度 |    | 99.7           | 102.7 | 100.6 | 101.8 | 102.4 | 102.3 | 103.1 | F.Y. 2000 |
| 13   |    | 103.8          | 102.8 | 106.3 | 109.0 | 116.5 | 116.5 | 115.9 | 2001      |
| 14   |    | 98.0           | 103.9 | 105.4 | 99.3  | 99.9  | 99.4  | 111.2 | 2002      |
| 15   |    | 99.4           | 103.2 | 111.0 | 95.2  | 97.6  | 97.0  | 113.9 | 2003      |
| 16   |    | 91.1           | 105.4 | 120.3 | 102.3 | 96.9  | 96.4  | 108.3 | 2004      |
| 16年  | 1月 | 114.4          | 110.8 | 132.4 | 106.4 | 101.6 | 100.9 | 119.9 | Jan. 2004 |
|      | 2  | 106.8          | 122.9 | 109.0 | 98.3  | 99.5  | 99.1  | 111.2 | Feb.      |
|      | 3  | 88.3           | 101.5 | 85.4  | 86.9  | 84.5  | 84.2  | 93.9  | Mar.      |
|      | 4  | 97.5           | 108.5 | 86.6  | 94.8  | 91.6  | 91.1  | 105.5 | Apr.      |
|      | 5  | 109.2          | 102.5 | 100.7 | 104.7 | 99.2  | 98.6  | 113.1 | May.      |
|      | 6  | 89.1           | 103.0 | 113.5 | 103.4 | 92.9  | 92.5  | 103.4 | Jun.      |
|      | 7  | 84.9           | 100.2 | 130.5 | 97.8  | 94.8  | 94.3  | 107.7 | Jul.      |
|      | 8  | 91.5           | 93.3  | 135.9 | 105.1 | 104.4 | 104.0 | 115.4 | Aug.      |
|      | 9  | 83.7           | 97.5  | 115.3 | 103.8 | 91.7  | 91.1  | 105.5 | Sep.      |
|      | 10 | 91.9           | 93.7  | 121.2 | 95.4  | 95.6  | 95.2  | 106.6 | Oct.      |
|      | 11 | 94.4           | 107.6 | 135.9 | 94.5  | 93.7  | 93.1  | 111.1 | Nov.      |
|      | 12 | 74.7           | 86.6  | 142.4 | 92.7  | 95.4  | 94.9  | 108.2 | Dec.      |
| 17年  | 1月 | 102.3          | 125.2 | 146.2 | 119.9 | 107.0 | 106.5 | 118.4 | Jan. 2005 |
|      | 2  | 94.3           | 138.3 | 123.1 | 121.2 | 106.0 | 105.8 | 112.2 | Feb.      |
|      | 3  | 80.2           | 107.9 | 92.7  | 94.7  | 90.0  | 89.9  | 92.5  | Mar.      |

| 季節調整済指数 |    | Seasonal Adjustment Index |       |       |       |       |       |       |           |
|---------|----|---------------------------|-------|-------|-------|-------|-------|-------|-----------|
| 12年     | 1期 | 99.3                      | 93.9  | 98.7  | 95.9  | 99.6  | 99.6  | 97.8  | Q1 2000   |
|         | 2  | 101.2                     | 99.1  | 99.6  | 102.2 | 98.9  | 99.0  | 97.3  | Q2        |
|         | 3  | 98.9                      | 101.8 | 102.2 | 99.5  | 99.4  | 99.3  | 100.9 | Q3        |
|         | 4  | 100.7                     | 106.0 | 99.2  | 103.0 | 102.2 | 102.1 | 104.1 | Q4        |
| 13年     | 1期 | 98.5                      | 103.6 | 101.3 | 102.9 | 108.9 | 108.9 | 110.3 | Q1 2001   |
|         | 2  | 104.3                     | 98.4  | 102.5 | 109.5 | 116.9 | 117.1 | 113.6 | Q2        |
|         | 3  | 102.4                     | 104.1 | 106.8 | 108.2 | 118.2 | 118.4 | 114.1 | Q3        |
|         | 4  | 105.2                     | 103.0 | 109.2 | 109.2 | 119.0 | 119.1 | 118.6 | Q4        |
| 14年     | 1期 | 104.1                     | 106.1 | 106.0 | 109.0 | 111.8 | 111.7 | 117.5 | Q1 2002   |
|         | 2  | 103.0                     | 110.1 | 104.7 | 100.2 | 101.7 | 101.1 | 114.3 | Q2        |
|         | 3  | 97.6                      | 107.4 | 103.6 | 100.3 | 100.0 | 99.6  | 110.5 | Q3        |
|         | 4  | 96.9                      | 96.4  | 108.1 | 99.0  | 99.6  | 99.2  | 109.5 | Q4        |
| 15年     | 1期 | 94.9                      | 101.7 | 104.8 | 97.0  | 98.2  | 97.7  | 109.9 | Q1 2003   |
|         | 2  | 97.0                      | 98.6  | 107.7 | 92.5  | 99.8  | 99.2  | 113.7 | Q2        |
|         | 3  | 99.9                      | 111.3 | 109.7 | 98.8  | 100.1 | 99.3  | 116.9 | Q3        |
|         | 4  | 101.6                     | 99.0  | 115.7 | 97.0  | 96.8  | 96.1  | 115.5 | Q4        |
| 16年     | 1期 | 99.7                      | 103.5 | 110.7 | 93.1  | 94.2  | 93.6  | 109.9 | Q1 2004   |
|         | 2  | 96.2                      | 98.2  | 113.2 | 99.5  | 94.0  | 93.5  | 106.0 | Q2        |
|         | 3  | 87.6                      | 101.7 | 122.6 | 100.1 | 96.4  | 96.0  | 106.6 | Q3        |
|         | 4  | 92.1                      | 106.5 | 121.8 | 103.3 | 97.0  | 96.5  | 111.3 | Q4        |
| 17年     | 1期 | 89.3                      | 114.5 | 122.5 | 107.1 | 99.9  | 99.5  | 109.3 | Q1 2005   |
| 16年     | 1月 | 94.2                      | 101.5 | 111.1 | 93.5  | 94.2  | 93.6  | 111.3 | Jan. 2004 |
|         | 2  | 101.7                     | 105.3 | 111.6 | 92.8  | 95.1  | 94.6  | 110.9 | Feb.      |
|         | 3  | 103.2                     | 103.7 | 109.5 | 93.1  | 93.2  | 92.7  | 107.6 | Mar.      |
|         | 4  | 100.8                     | 99.2  | 112.4 | 96.4  | 93.9  | 93.4  | 108.8 | Apr.      |
|         | 5  | 100.0                     | 97.5  | 115.4 | 103.3 | 96.0  | 95.5  | 107.6 | May.      |
|         | 6  | 87.7                      | 98.0  | 111.7 | 98.9  | 92.1  | 91.7  | 101.6 | Jun.      |
|         | 7  | 87.3                      | 101.8 | 119.6 | 93.5  | 96.2  | 95.8  | 107.5 | Jul.      |
|         | 8  | 86.4                      | 101.0 | 124.0 | 104.0 | 97.2  | 96.9  | 105.7 | Aug.      |
|         | 9  | 89.1                      | 102.4 | 124.3 | 102.7 | 95.7  | 95.2  | 106.7 | Sep.      |
|         | 10 | 90.6                      | 103.1 | 122.9 | 94.7  | 97.7  | 97.2  | 109.3 | Oct.      |
|         | 11 | 94.0                      | 107.5 | 121.8 | 97.8  | 96.4  | 95.8  | 112.3 | Nov.      |
|         | 12 | 91.7                      | 109.0 | 120.7 | 117.5 | 97.0  | 96.4  | 112.3 | Dec.      |
| 17年     | 1月 | 84.3                      | 114.7 | 122.6 | 105.4 | 99.2  | 98.8  | 109.9 | Jan. 2005 |
|         | 2  | 89.8                      | 118.5 | 126.0 | 114.4 | 101.3 | 100.9 | 111.9 | Feb.      |
|         | 3  | 93.7                      | 110.2 | 118.9 | 101.5 | 99.2  | 98.9  | 106.0 | Mar.      |

5. 業種別及び特殊分類別指数 5. Indices by Industry and by Use of Goods

(6) 稼働率指数 (6) Indices of Operating Ratio

| 分類コード<br>時系列 | 製造工業          | 鉄鋼業            | 非鉄金属業              | 非鉄金属業<br>非地                    | 非鉄金属業<br>加工品         | 金属製品業             | 一般機械業             | 電気機械業                | 情報通信<br>機械工業  | (特 掲:<br>家庭用<br>電気製品)          | 電子部品・<br>デバイス工業              | 輸送機械<br>工業          |
|--------------|---------------|----------------|--------------------|--------------------------------|----------------------|-------------------|-------------------|----------------------|---|--------------------------------|------------------------------|---------------------|
|              | Manufacturing | Iron and steel | Non-ferrous metals | Refining of non-ferrous metals | Non-ferrous products | Fabricated metals | General machinery | Electrical machinery | Information and communication electronics equipment | (Household electric machinery) | Electronic parts and devices | Transport equipment |
|              | 1             | 2              | 3                  | 4                              | 5                    | 6                 | 7                 | 8                    | 9   | 10                             | 11                           | 12                  |
| ウェイト         | 10000.0       | 579.1          | 291.2              | 36.9                           | 254.3                | 332.2             | 1344.8            | 814.0                | 431.2   | 605.0                          | 1278.4                       | 1651.4              |

| 原指数    |       |       |       |       |       |       |       |       |       |       |       |       |
|--------|-------|-------|-------|-------|-------|-------|-------|-------|-------|-------|-------|-------|
| 12年    | 100.0 | 100.0 | 100.0 | 100.0 | 100.0 | 100.0 | 100.0 | 100.0 | 100.0 | 100.0 | 100.0 | 100.0 |
| 13     | 92.4  | 96.1  | 97.0  | 99.9  | 96.6  | 100.2 | 87.5  | 98.2  | 79.3  | 95.3  | 68.9  | 103.8 |
| 14     | 93.5  | 100.2 | 94.1  | 96.5  | 93.8  | 97.1  | 83.6  | 90.4  | 63.8  | 86.9  | 77.9  | 113.7 |
| 15     | 97.3  | 105.0 | 97.8  | 100.1 | 97.4  | 95.3  | 97.6  | 87.6  | 65.5  | 82.7  | 85.8  | 115.5 |
| 16     | 102.0 | 109.2 | 97.3  | 90.9  | 98.2  | 97.8  | 114.0 | 90.6  | 64.6  | 83.7  | 90.2  | 120.7 |
| 12年度   | 99.1  | 100.5 | 101.1 | 100.3 | 101.2 | 100.6 | 99.6  | 100.4 | 97.5  | 99.3  | 95.4  | 99.5  |
| 13     | 90.5  | 95.1  | 94.6  | 99.5  | 93.8  | 99.7  | 82.0  | 94.4  | 73.0  | 91.2  | 64.9  | 106.7 |
| 14     | 95.0  | 102.5 | 96.5  | 97.4  | 96.4  | 95.8  | 87.1  | 89.9  | 62.3  | 85.3  | 81.7  | 114.8 |
| 15     | 98.7  | 106.2 | 96.9  | 98.8  | 96.6  | 94.2  | 102.8 | 87.9  | 66.6  | 83.3  | 88.4  | 116.6 |
| 16     | 102.4 | 109.4 | 98.1  | 90.6  | 99.3  | 99.0  | 115.7 | 89.7  | 64.1  | 82.3  | 88.3  | 122.5 |
| 16年 1月 | 96.0  | 109.2 | 93.2  | 102.4 | 91.8  | 80.5  | 103.4 | 76.3  | 61.5  | 66.5  | 89.0  | 112.1 |
| 2      | 100.3 | 103.6 | 96.7  | 96.6  | 96.7  | 86.8  | 112.4 | 84.8  | 65.8  | 78.8  | 89.1  | 123.0 |
| 3      | 112.3 | 112.7 | 105.4 | 96.8  | 106.7 | 117.8 | 108.3 | 90.2  | 99.4  | 95.7  | 140.8 | 138.3 |
| 4      | 100.9 | 108.0 | 98.1  | 89.5  | 99.3  | 96.7  | 111.5 | 100.4 | 62.9  | 104.7 | 93.2  | 114.5 |
| 5      | 97.0  | 108.7 | 90.3  | 92.2  | 90.1  | 93.1  | 105.3 | 94.8  | 57.5  | 97.5  | 93.6  | 105.0 |
| 6      | 106.4 | 107.7 | 98.7  | 84.1  | 100.8 | 106.3 | 120.4 | 112.6 | 64.7  | 113.2 | 96.2  | 128.8 |
| 7      | 106.8 | 111.0 | 99.6  | 85.5  | 101.6 | 106.9 | 117.2 | 113.7 | 57.8  | 113.8 | 93.5  | 128.8 |
| 8      | 94.5  | 110.5 | 86.5  | 88.6  | 86.2  | 95.0  | 104.2 | 78.8  | 52.4  | 71.5  | 90.7  | 99.0  |
| 9      | 105.1 | 108.6 | 100.5 | 88.4  | 102.3 | 103.5 | 121.5 | 84.0  | 76.7  | 67.0  | 89.2  | 133.6 |
| 10     | 101.2 | 111.0 | 100.1 | 89.4  | 101.7 | 98.5  | 109.9 | 74.5  | 60.1  | 63.0  | 86.4  | 125.1 |
| 11     | 103.4 | 109.5 | 102.1 | 84.5  | 104.7 | 94.3  | 116.9 | 80.7  | 64.2  | 68.6  | 83.9  | 129.0 |
| 12     | 99.7  | 110.0 | 95.8  | 92.6  | 96.3  | 94.4  | 115.2 | 78.0  | 61.6  | 60.2  | 81.9  | 111.2 |
| 17年 1月 | 97.5  | 111.6 | 91.7  | 95.8  | 91.1  | 84.2  | 109.9 | 71.4  | 58.8  | 59.1  | 81.0  | 118.0 |
| 2      | 102.1 | 102.1 | 100.6 | 93.7  | 101.6 | 95.7  | 117.0 | 87.5  | 67.6  | 81.8  | 81.9  | 131.9 |
| 3      | 113.9 | 114.3 | 113.7 | 103.1 | 115.3 | 119.8 | 138.9 | 99.7  | 85.2  | 87.3  | 87.8  | 145.5 |

| 季節調整済指数 |       |       |       |       |       |       |       |       |       |       |       |       |
|---------|-------|-------|-------|-------|-------|-------|-------|-------|-------|-------|-------|-------|
| 12年 1期  | 99.1  | 96.3  | 95.5  | 98.8  | 95.0  | 98.5  | 97.9  | 99.3  | 100.2 | 100.6 | 101.5 | 97.8  |
| 2       | 100.1 | 100.2 | 99.8  | 101.1 | 99.6  | 98.6  | 100.1 | 99.5  | 98.6  | 99.7  | 100.8 | 101.4 |
| 3       | 100.2 | 100.7 | 100.3 | 100.1 | 100.4 | 100.0 | 100.5 | 100.6 | 100.4 | 101.5 | 101.2 | 99.1  |
| 4       | 100.0 | 101.5 | 103.5 | 99.1  | 104.2 | 102.3 | 100.6 | 101.2 | 101.1 | 99.1  | 96.0  | 101.1 |
| 13年 1期  | 96.9  | 99.8  | 101.1 | 101.1 | 100.9 | 101.5 | 97.8  | 101.9 | 91.0  | 98.7  | 83.6  | 97.7  |
| 2       | 94.2  | 97.3  | 98.3  | 97.5  | 98.3  | 100.3 | 90.7  | 101.1 | 90.5  | 99.0  | 70.7  | 103.5 |
| 3       | 90.6  | 95.0  | 96.3  | 98.4  | 96.1  | 101.0 | 84.2  | 98.5  | 69.5  | 94.7  | 61.2  | 108.7 |
| 4       | 88.0  | 92.6  | 92.4  | 102.9 | 91.1  | 97.4  | 76.6  | 90.0  | 65.6  | 85.5  | 61.0  | 105.7 |
| 14年 1期  | 89.9  | 95.8  | 91.8  | 99.3  | 90.6  | 100.5 | 77.1  | 88.1  | 68.5  | 84.2  | 67.3  | 110.0 |
| 2       | 93.1  | 100.1 | 92.7  | 98.1  | 91.9  | 96.7  | 82.8  | 92.7  | 62.9  | 92.8  | 79.8  | 112.5 |
| 3       | 95.3  | 101.7 | 94.4  | 92.6  | 94.7  | 96.1  | 87.0  | 91.3  | 61.2  | 85.2  | 83.5  | 115.7 |
| 4       | 95.6  | 103.3 | 97.5  | 95.8  | 97.8  | 95.2  | 87.8  | 89.3  | 63.1  | 83.3  | 80.6  | 117.1 |
| 15年 1期  | 96.2  | 105.0 | 101.3 | 101.4 | 101.2 | 95.4  | 91.0  | 87.1  | 61.8  | 80.1  | 83.0  | 114.8 |
| 2       | 96.2  | 104.7 | 96.8  | 98.5  | 96.7  | 95.9  | 95.3  | 90.5  | 64.0  | 88.2  | 81.3  | 116.5 |
| 3       | 96.8  | 104.6 | 96.5  | 99.8  | 96.0  | 93.5  | 98.5  | 84.2  | 69.1  | 78.7  | 86.4  | 115.3 |
| 4       | 100.2 | 105.8 | 96.8  | 101.0 | 96.3  | 97.9  | 106.7 | 87.7  | 67.4  | 81.2  | 92.6  | 118.7 |
| 16年 1期  | 100.3 | 108.0 | 95.0  | 94.6  | 94.9  | 90.0  | 109.6 | 87.7  | 66.0  | 82.9  | 92.8  | 117.0 |
| 2       | 102.2 | 108.9 | 98.2  | 98.8  | 99.5  | 99.1  | 114.4 | 89.5  | 64.2  | 83.6  | 93.4  | 122.0 |
| 3       | 102.5 | 109.1 | 98.1  | 89.9  | 99.2  | 101.1 | 113.3 | 97.4  | 63.6  | 89.5  | 89.1  | 121.1 |
| 4       | 102.3 | 110.4 | 97.0  | 88.3  | 98.5  | 101.5 | 118.7 | 88.5  | 64.5  | 78.1  | 84.6  | 121.5 |
| 17年 1期  | 103.2 | 110.0 | 99.5  | 94.6  | 100.1 | 96.1  | 117.3 | 85.5  | 65.3  | 78.5  | 86.1  | 125.6 |
| 16年 1月  | 102.7 | 108.5 | 96.6  | 98.3  | 96.6  | 93.2  | 114.2 | 95.1  | 72.6  | 89.0  | 94.1  | 118.6 |
| 2       | 98.6  | 107.4 | 92.9  | 94.6  | 92.2  | 88.2  | 107.8 | 83.3  | 62.8  | 78.8  | 91.0  | 114.7 |
| 3       | 99.5  | 108.0 | 95.6  | 90.9  | 96.0  | 88.5  | 106.8 | 84.7  | 62.5  | 80.9  | 93.3  | 117.6 |
| 4       | 102.2 | 111.4 | 100.0 | 91.8  | 101.2 | 96.8  | 112.6 | 90.0  | 67.5  | 85.1  | 93.2  | 122.9 |
| 5       | 102.2 | 107.8 | 97.8  | 90.9  | 99.1  | 99.4  | 115.7 | 88.8  | 63.2  | 83.2  | 94.4  | 120.1 |
| 6       | 102.1 | 107.4 | 96.9  | 86.6  | 98.3  | 101.0 | 115.0 | 89.6  | 61.8  | 82.6  | 92.6  | 123.0 |
| 7       | 102.5 | 110.1 | 97.6  | 89.9  | 98.7  | 100.8 | 113.5 | 93.6  | 62.6  | 87.6  | 89.8  | 121.1 |
| 8       | 102.7 | 109.3 | 98.0  | 90.7  | 99.0  | 101.6 | 113.4 | 105.7 | 62.5  | 96.8  | 91.3  | 119.3 |
| 9       | 102.2 | 107.8 | 98.6  | 89.0  | 100.0 | 100.8 | 113.0 | 93.0  | 65.7  | 84.1  | 86.1  | 123.0 |
| 10      | 102.2 | 110.1 | 97.7  | 90.1  | 98.9  | 102.8 | 116.5 | 88.9  | 62.6  | 80.6  | 85.9  | 122.4 |
| 11      | 103.0 | 110.4 | 97.5  | 86.1  | 99.3  | 100.5 | 119.7 | 90.8  | 65.4  | 81.8  | 83.7  | 124.2 |
| 12      | 101.6 | 110.7 | 95.9  | 88.6  | 97.2  | 101.1 | 120.0 | 85.9  | 65.4  | 71.8  | 84.3  | 117.9 |
| 17年 1月  | 104.8 | 110.3 | 95.3  | 92.0  | 96.2  | 97.3  | 121.1 | 90.2  | 70.3  | 81.3  | 86.6  | 125.9 |
| 2       | 103.0 | 109.3 | 99.1  | 95.0  | 99.2  | 99.8  | 114.8 | 87.8  | 65.5  | 83.0  | 86.0  | 125.4 |
| 3       | 101.8 | 110.4 | 104.2 | 96.8  | 105.0 | 91.3  | 116.1 | 78.4  | 60.1  | 71.1  | 85.6  | 125.5 |

5. 業種別及び特殊分類別指数 5. Indices by Industry and by Use of Goods

(6) 稼働率指数 (6) Indices of Operating Ratio

| 分類コード<br>時系列 | 精密機械業                 | 窯業・土石製品工業                         | 化学工業      | 化学肥料        | ソーダ工業製品                     | 無機薬品・顔料                                    | 高圧ガス                | 石油系族                                      | 環式中間物            | 有機薬品                         | プラスチック              | Industries Code |
|--------------|-----------------------|-----------------------------------|-----------|-------------|-----------------------------|--|---------------------|---|------------------|------------------------------|---------------------|-----------------|
|              | (特 掲:<br>乗用車・バス・トラック) | Ceramics, stone and clay products | Chemicals | Fertilizers | Industrial sodium chemicals | Industrial inorganic chemicals and pigment | High compressed gas | Aromatic hydrocarbons (Petroleum, origin) | Cyclic chemicals | Industrial organic chemicals | Plastic (materials) | Time series     |
|              | 13                    | 14                                | 15        | 16          | 17                          | 18   | 19                  | 20  | 21               | 22                           | 23                  | 24              |
| ウェイト         | 1469.3                | 69.4                              | 637.9     | 1238.3      | 11.9                        | 39.1                                       | 60.6                | 8.0                                       | 70.8             | 156.1                        | 172.7               | 342.1           |

| 原指数   |       |       |       |       |       |       |       |       |       |       |       |       |
|-------|-------|-------|-------|-------|-------|-------|-------|-------|-------|-------|-------|-------|
| 100.0 | 100.0 | 100.0 | 100.0 | 100.0 | 100.0 | 100.0 | 100.0 | 100.0 | 100.0 | 100.0 | 100.0 | 100.0 |
| 104.6 | 89.8  | 96.8  | 95.7  | 93.5  | 96.0  | 95.2  | 96.5  | 96.8  | 96.5  | 94.8  | 94.8  | 2001  |
| 116.1 | 83.2  | 94.8  | 96.9  | 84.5  | 95.7  | 98.8  | 98.3  | 99.8  | 97.8  | 96.4  | 96.4  | 2002  |
| 118.2 | 77.1  | 97.6  | 98.9  | 82.6  | 96.9  | 102.4 | 101.3 | 102.9 | 97.5  | 101.5 | 98.3  | 2003  |
| 123.3 | 69.4  | 100.6 | 100.6 | 89.9  | 97.1  | 105.7 | 100.8 | 105.0 | 97.8  | 102.4 | 101.2 | 2004  |
| 99.5  | 98.1  | 100.1 | 99.4  | 98.8  | 98.9  | 99.2  | 99.8  | 99.0  | 100.3 | 98.2  | 99.4  | 2000  |
| 108.1 | 86.8  | 95.3  | 94.1  | 90.4  | 94.4  | 94.3  | 94.8  | 95.2  | 94.5  | 93.2  | 92.9  | 2001  |
| 117.2 | 82.5  | 95.8  | 98.9  | 82.5  | 97.2  | 100.9 | 100.8 | 103.4 | 99.4  | 99.7  | 98.1  | 2002  |
| 119.2 | 76.4  | 98.2  | 99.4  | 85.6  | 96.3  | 103.5 | 101.0 | 102.5 | 97.2  | 101.3 | 99.9  | 2003  |
| 124.9 | 66.4  | 101.3 | 101.2 | 90.7  | 97.9  | 106.5 | 101.2 | 105.9 | 98.1  | 103.5 | 101.1 | 2004  |
| 114.3 | 66.3  | 90.6  | 102.6 | 106.6 | 100.5 | 105.4 | 103.7 | 114.6 | 107.5 | 111.3 | 107.7 | 2004  |
| 125.8 | 70.9  | 95.5  | 100.6 | 90.1  | 97.3  | 105.1 | 97.1  | 105.1 | 98.7  | 102.7 | 103.5 | 2004  |
| 140.8 | 75.0  | 105.4 | 101.3 | 71.9  | 96.7  | 111.3 | 100.7 | 109.1 | 95.4  | 100.9 | 104.3 | 2004  |
| 117.1 | 76.7  | 97.1  | 95.8  | 76.0  | 94.4  | 104.3 | 96.6  | 97.7  | 87.8  | 95.0  | 96.9  | 2004  |
| 107.4 | 71.8  | 95.7  | 96.0  | 84.8  | 87.9  | 100.6 | 100.8 | 96.1  | 101.4 | 94.6  | 98.0  | 2004  |
| 132.5 | 69.1  | 102.6 | 96.2  | 84.5  |       |       |       |       |       |       |       |       |

5. 業種別及び特殊分類別指数 5. Indices by Industry and by Use of Goods  
(6) 稼働率指数 (6) Indices of Operating Ratio

| 分類コード<br>時系列 | 合成ゴム              | 写真感光材料                              | 石けん・合成洗剤                       | 塗料・印刷インキ                | (特掲: 石油化学製品)                   | 石油・石炭製品工業                   | パルプ・紙・紙加工品工業                   | 繊維工業     | その他工業               | (特掲: ゴム製品工業)      | (参考) 製造工業 (除機械工業)                        | (参考) 機械工業          |
|--------------|-------------------|-------------------------------------|--------------------------------|-------------------------|--------------------------------|-----------------------------|--------------------------------|----------|---------------------|-------------------|--|--------------------|
|              | Synthetic rubbers | Sensitive materials for photography | Soaps and synthetic detergents | Paints and printing ink | (Petroleum chemicals products) | Petroleum and coal products | Pulp, paper and paper products | Textiles | Other manufacturing | (Rubber products) | Manufacturing (excl. Machinery industry) | Machinery industry |
|              | 25                | 26                                  | 27                             | 28                      | 29                             | 30                          | 31                             | 32       | 33                  | 34                | 400                                      | 401                |
| ウェイト         | 133.0             | 71.1                                | 79.1                           | 93.8                    | 671.7                          | 124.9                       | 466.8                          | 495.7    | 244.7               | 204.4             | 4410.8                                   | 5589.2             |

原指数

|        |       |       |       |       |       |       |       |       |       |       |       |       |
|--------|-------|-------|-------|-------|-------|-------|-------|-------|-------|-------|-------|-------|
| 12年    | 100.0 | 100.0 | 100.0 | 100.0 | 100.0 | 100.0 | 100.0 | 100.0 | 100.0 | 100.0 | 100.0 | 100.0 |
| 13     | 91.9  | 97.7  | 103.5 | 95.8  | 95.6  | 103.2 | 97.1  | 98.1  | 92.9  | 95.3  | 96.8  | 89.0  |
| 14     | 96.3  | 90.0  | 108.3 | 93.9  | 97.5  | 102.1 | 97.9  | 95.3  | 97.7  | 102.7 | 97.0  | 90.7  |
| 15     | 98.5  | 92.1  | 107.2 | 94.6  | 99.9  | 106.1 | 98.9  | 94.7  | 100.1 | 104.8 | 98.9  | 96.0  |
| 16     | 100.6 | 93.8  | 104.2 | 97.7  | 101.9 | 106.8 | 101.5 | 95.2  | 100.7 | 104.8 | 101.0 | 102.8 |
| 12年度   | 98.7  | 102.1 | 100.2 | 99.2  | 99.3  | 100.9 | 100.0 | 99.6  | 97.4  | 97.7  | 99.9  | 98.5  |
| 13     | 90.0  | 94.5  | 105.2 | 94.5  | 93.9  | 103.2 | 96.1  | 97.2  | 93.0  | 96.4  | 95.6  | 86.6  |
| 14     | 99.3  | 91.2  | 109.5 | 94.3  | 99.8  | 103.5 | 98.6  | 95.0  | 99.5  | 104.7 | 98.2  | 92.5  |
| 15     | 98.8  | 92.0  | 106.4 | 95.9  | 100.4 | 105.8 | 99.7  | 94.9  | 99.8  | 104.2 | 99.3  | 98.3  |
| 16     | 102.7 | 95.0  | 104.5 | 97.6  | 102.8 | 107.1 | 101.9 | 95.3  | 101.7 | 105.6 | 101.5 | 103.1 |
| 16年 1月 | 109.1 | 78.2  | 68.3  | 87.9  | 111.1 | 114.0 | 94.4  | 94.5  | 88.6  | 91.0  | 97.2  | 95.0  |
| 2      | 104.0 | 93.1  | 93.9  | 92.6  | 103.9 | 109.2 | 97.1  | 94.4  | 99.9  | 102.0 | 98.1  | 102.1 |
| 3      | 90.3  | 97.6  | 103.7 | 110.9 | 100.2 | 114.8 | 105.3 | 96.0  | 109.1 | 110.8 | 105.5 | 117.7 |
| 4      | 95.5  | 90.2  | 107.8 | 96.9  | 94.8  | 104.6 | 101.5 | 95.3  | 103.6 | 106.8 | 99.0  | 102.4 |
| 5      | 101.7 | 83.2  | 93.2  | 87.2  | 99.9  | 94.4  | 99.5  | 95.8  | 95.0  | 99.0  | 97.3  | 96.9  |
| 6      | 86.3  | 97.5  | 114.8 | 99.8  | 92.2  | 91.2  | 101.1 | 95.1  | 103.1 | 108.4 | 100.2 | 111.3 |
| 7      | 103.7 | 97.6  | 116.7 | 98.1  | 102.7 | 107.4 | 102.0 | 95.8  | 103.7 | 110.8 | 103.3 | 109.5 |
| 8      | 106.8 | 80.7  | 89.1  | 91.2  | 104.6 | 116.2 | 100.6 | 95.1  | 86.5  | 90.6  | 98.5  | 91.4  |
| 9      | 99.0  | 100.8 | 108.7 | 102.7 | 97.1  | 100.6 | 102.3 | 94.7  | 101.1 | 106.6 | 101.3 | 108.1 |
| 10     | 96.4  | 104.6 | 113.5 | 99.6  | 100.9 | 102.6 | 105.8 | 94.8  | 108.4 | 114.0 | 103.2 | 99.5  |
| 11     | 102.6 | 108.6 | 126.7 | 104.7 | 103.5 | 109.9 | 105.2 | 95.7  | 106.3 | 110.4 | 103.9 | 103.0 |
| 12     | 112.1 | 93.3  | 114.3 | 100.3 | 112.2 | 117.2 | 103.5 | 95.7  | 103.1 | 106.8 | 104.2 | 96.2  |
| 17年 1月 | 117.8 | 78.2  | 75.3  | 88.6  | 115.5 | 116.5 | 97.2  | 95.4  | 93.9  | 95.3  | 100.1 | 95.4  |
| 2      | 109.5 | 105.2 | 85.7  | 92.5  | 103.6 | 107.7 | 95.7  | 93.9  | 101.9 | 103.7 | 99.1  | 104.5 |
| 3      | 101.4 | 99.9  | 108.4 | 110.0 | 106.0 | 117.0 | 107.8 | 96.2  | 113.4 | 115.3 | 108.3 | 118.4 |

季節調整済指数

|        |       |       |       |       |       |       |       |       |       |       |       |       |
|--------|-------|-------|-------|-------|-------|-------|-------|-------|-------|-------|-------|-------|
| 12年 1期 | 101.6 | 93.1  | 98.5  | 98.9  | 101.2 | 97.7  | 98.2  | 99.8  | 102.7 | 102.5 | 98.7  | 99.1  |
| 2      | 100.3 | 101.6 | 100.2 | 100.2 | 98.4  | 99.7  | 99.8  | 100.1 | 102.8 | 101.7 | 99.7  | 100.5 |
| 3      | 100.8 | 103.5 | 100.5 | 99.1  | 101.9 | 100.7 | 100.7 | 99.6  | 97.8  | 98.6  | 100.5 | 100.1 |
| 4      | 97.8  | 101.0 | 100.2 | 101.1 | 98.0  | 101.3 | 100.4 | 99.6  | 95.8  | 96.5  | 100.3 | 99.8  |
| 13年 1期 | 96.4  | 103.3 | 100.3 | 97.2  | 99.3  | 102.1 | 99.6  | 99.4  | 93.5  | 94.1  | 99.4  | 94.9  |
| 2      | 92.8  | 97.0  | 105.5 | 97.0  | 97.1  | 104.3 | 98.0  | 98.4  | 92.6  | 94.3  | 97.9  | 91.6  |
| 3      | 88.1  | 96.8  | 101.5 | 95.9  | 92.7  | 105.0 | 95.4  | 98.0  | 94.0  | 97.3  | 95.6  | 86.7  |
| 4      | 90.8  | 94.6  | 106.3 | 93.1  | 93.7  | 102.2 | 95.5  | 96.7  | 91.7  | 95.5  | 94.6  | 82.7  |
| 14年 1期 | 88.6  | 90.8  | 108.5 | 92.8  | 92.7  | 102.0 | 95.7  | 95.9  | 93.9  | 98.8  | 94.8  | 85.9  |
| 2      | 93.6  | 89.9  | 109.3 | 94.2  | 96.2  | 99.4  | 97.4  | 95.7  | 97.6  | 101.7 | 96.5  | 90.7  |
| 3      | 100.8 | 89.4  | 107.4 | 93.8  | 101.2 | 101.8 | 99.3  | 95.2  | 99.3  | 104.4 | 98.2  | 93.0  |
| 4      | 102.8 | 89.6  | 107.3 | 94.5  | 100.0 | 105.0 | 99.2  | 94.6  | 100.5 | 106.5 | 98.7  | 93.3  |
| 15年 1期 | 101.4 | 95.3  | 113.6 | 94.5  | 101.5 | 107.5 | 98.7  | 94.7  | 101.4 | 107.5 | 99.8  | 93.4  |
| 2      | 100.9 | 94.4  | 104.0 | 92.4  | 100.0 | 111.1 | 98.5  | 94.9  | 102.2 | 107.7 | 99.0  | 94.2  |
| 3      | 98.2  | 90.6  | 110.3 | 94.7  | 96.8  | 102.0 | 99.2  | 94.7  | 98.3  | 103.0 | 97.9  | 96.0  |
| 4      | 93.9  | 88.8  | 103.6 | 97.1  | 101.5 | 104.9 | 99.6  | 94.7  | 98.7  | 101.8 | 99.4  | 101.0 |
| 16年 1期 | 100.7 | 92.7  | 107.2 | 97.3  | 101.9 | 104.4 | 100.4 | 94.6  | 99.2  | 103.7 | 99.7  | 100.8 |
| 2      | 96.7  | 87.6  | 101.3 | 97.5  | 99.9  | 105.5 | 100.3 | 95.4  | 99.2  | 103.6 | 100.2 | 103.6 |
| 3      | 101.9 | 95.3  | 107.0 | 97.1  | 102.1 | 109.1 | 103.0 | 95.1  | 99.3  | 103.1 | 101.4 | 103.3 |
| 4      | 101.3 | 98.8  | 102.7 | 98.0  | 102.2 | 107.8 | 101.8 | 95.1  | 104.0 | 107.4 | 101.8 | 102.8 |
| 17年 1期 | 110.5 | 98.9  | 110.8 | 98.6  | 106.4 | 106.6 | 103.0 | 95.9  | 104.4 | 108.5 | 103.2 | 103.3 |
| 16年 1月 | 100.4 | 96.7  | 112.9 | 98.4  | 103.0 | 104.1 | 101.5 | 95.2  | 99.3  | 103.7 | 100.6 | 105.2 |
| 2      | 102.0 | 94.1  | 107.6 | 96.0  | 102.5 | 104.0 | 99.7  | 93.0  | 98.2  | 102.6 | 98.9  | 98.1  |
| 3      | 99.6  | 87.4  | 101.1 | 97.5  | 100.3 | 105.1 | 100.1 | 95.5  | 100.2 | 104.8 | 99.6  | 99.1  |
| 4      | 95.4  | 89.0  | 103.6 | 97.2  | 96.5  | 105.0 | 100.4 | 95.5  | 98.6  | 103.7 | 99.7  | 104.1 |
| 5      | 98.9  | 85.6  | 101.8 | 97.0  | 101.8 | 103.7 | 100.5 | 95.7  | 99.7  | 103.6 | 100.4 | 103.6 |
| 6      | 95.8  | 88.3  | 98.5  | 98.3  | 101.4 | 107.8 | 99.9  | 95.0  | 99.3  | 103.6 | 100.5 | 103.1 |
| 7      | 99.2  | 99.8  | 102.0 | 97.2  | 102.5 | 108.3 | 101.8 | 95.4  | 99.1  | 103.3 | 101.3 | 103.0 |
| 8      | 103.5 | 92.5  | 111.9 | 98.6  | 102.2 | 113.1 | 105.4 | 95.2  | 99.2  | 102.7 | 102.0 | 103.9 |
| 9      | 102.9 | 93.5  | 107.1 | 95.6  | 101.5 | 106.0 | 101.8 | 94.6  | 99.6  | 103.4 | 100.9 | 103.0 |
| 10     | 101.5 | 101.2 | 102.7 | 95.9  | 101.1 | 108.5 | 101.4 | 94.5  | 103.1 | 106.3 | 101.7 | 102.6 |
| 11     | 98.6  | 100.3 | 103.3 | 100.2 | 101.2 | 108.0 | 101.5 | 95.4  | 103.9 | 107.1 | 101.7 | 104.1 |
| 12     | 103.7 | 94.9  | 102.1 | 97.9  | 104.3 | 107.0 | 102.5 | 95.5  | 105.0 | 108.8 | 101.9 | 101.6 |
| 17年 1月 | 110.8 | 97.8  | 126.0 | 99.7  | 108.4 | 105.6 | 104.5 | 96.2  | 105.7 | 109.1 | 103.8 | 106.4 |
| 2      | 111.1 | 109.1 | 101.2 | 97.9  | 105.8 | 106.1 | 101.2 | 95.7  | 103.5 | 108.0 | 103.1 | 102.6 |
| 3      | 109.6 | 89.7  | 105.2 | 98.1  | 105.0 | 108.0 | 103.2 | 95.8  | 104.0 | 108.5 | 102.7 | 100.8 |

5. 業種別及び特殊分類別指数 5. Indices by Industry and by Use of Goods  
(6) 稼働率指数 (6) Indices of Operating Ratio

| (参考) 電気機械工業 (旧分類)                   | (参考) パルプ・紙・紙加工品工業 (除ボールシート)   | Industries Code |
|-------------------------------------|---|-----------------|
| Electrical machinery (1995 version) | Pulp, paper and paper products (excl. Corrugated card board sheets) |                 |
| 402                                 | 403   | Time series     |
| 2523.6                              | 395.3   | Weight          |

Original Index

|       |       |           |
|-------|-------|-----------|
| 100.0 | 100.0 | C.Y. 2000 |
| 80.1  | 96.8  | 2001      |
| 79.5  | 97.6  | 2002      |
| 82.9  | 98.6  | 2003      |
| 86.0  | 101.3 | 2004      |
| 97.4  | 100.1 | F.Y. 2000 |
| 75.8  | 95.7  | 2001      |
| 81.0  | 98.3  | 2002      |
| 84.5  | 99.3  | 2003      |
| 84.6  | 101.7 | 2004      |
| 80.2  | 96.0  | Jan. 2004 |
| 83.8  | 97.7  | Feb.      |
| 98.8  | 105.0 | Mar.      |
| 90.4  | 99.9  | Apr.      |
| 87.8  | 100.2 | May.      |
| 96.1  | 100.3 | Jun.      |
| 93.9  | 101.0 | Jul.      |
| 80.3  | 101.1 | Aug.      |
| 85.4  | 102.2 | Sep.      |
| 78.1  | 105.5 | Oct.      |
| 79.5  | 104.1 | Nov.      |
| 77.2  | 102.6 | Dec.      |
| 74.1  | 99.4  | Jan. 2005 |
| 81.3  | 96.3  | Feb.      |
| 91.2  | 108.0 | Mar.      |

Seasonal Adjustment Index

|       |       |           |
|-------|-------|-----------|
| 100.8 | 98.1  | Q1 2000   |
| 99.4  | 99.8  | Q2        |
| 100.9 | 100.7 | Q3        |
| 98.8  | 100.5 | Q4        |
| 91.4  | 99.6  | Q1 2001   |
| 84.0  | 97.8  | Q2        |
| 74.1  | 94.8  | Q3        |
| 70.6  | 95.1  | Q4        |
| 74.4  | 95.3  | Q1 2002   |
| 81.1  | 96.9  | Q2        |
| 82.3  | 99.2  | Q3        |
| 80.4  | 99.0  | Q4        |
| 80.6  | 98.5  | Q1 2003   |
| 81.4  | 98.3  | Q2        |
| 83.4  | 99.0  | Q3        |
| 86.9  | 99.1  | Q4        |
| 86.3  | 99.9  | Q1 2004   |
| 86.9  | 99.9  | Q2        |
| 87.6  | 102.9 | Q3        |
| 82.6  | 101.9 | Q4        |
| 82.1  | 102.8 | Q1 2005   |
| 91.9  | 101.0 | Jan. 2004 |
| 83.1  | 99.4  | Feb.      |
| 83.8  | 99.4  | Mar.      |
| 88.2  | 99.7  | Apr.      |
| 87.7  | 100.2 | May.      |
| 84.8  | 99.7  | Jun.      |
| 87.0  | 101.5 | Jul.      |
| 91.1  | 105.3 | Aug.      |
| 84.7  | 101.9 | Sep.      |
| 83.0  | 101.4 | Oct.      |
| 82.9  | 101.6 | Nov.      |
| 81.8  | 102.6 | Dec.      |
| 86.0  | 104.4 | Jan. 2005 |
| 82.6  | 101.1 | Feb.      |
| 77.6  | 102.8 | Mar.      |



5. 業種別及び特殊分類別指数 5. Indices by Industry and by Use of Goods  
 (7) 生産能力指数(末及び平均) (7) Indices of Production Capacity (End and Average)

| 分類コード<br>時系列 | 製造工業          | 鉄鋼業            | 非鉄金属業              | 非鉄金属地                          | 非鉄金属加工               | 金属製品              | 一般機械              | 電気機械                 | 情報通信機械  | (特掲: 家庭用電気製品)                  | 電子部品・デバイス工業                  | 輸送機械                |
|--------------|---------------|----------------|--------------------|--------------------------------|----------------------|-------------------|-------------------|----------------------|---|--------------------------------|------------------------------|---------------------|
|              | Manufacturing | Iron and steel | Non-ferrous metals | Refining of non-ferrous metals | Non-ferrous products | Fabricated metals | General machinery | Electrical machinery | Information and communication electronics equipment | (Household electric machinery) | Electronic parts and devices | Transport equipment |
| ウェイト         | 1             | 2              | 3                  | 4                              | 5                    | 6                 | 7                 | 8                    | 9   | 10                             | 11                           | 12                  |

| 生産能力指数(末) |      |      |       |       |       |      |       |      |       |      |       |      |
|-----------|------|------|-------|-------|-------|------|-------|------|-------|------|-------|------|
| 12年       | 99.8 | 99.2 | 100.0 | 100.3 | 100.0 | 99.3 | 100.1 | 99.7 | 100.6 | 99.3 | 102.6 | 99.5 |
| 13        | 96.5 | 98.9 | 102.9 | 101.4 | 103.1 | 95.7 | 98.2  | 94.7 | 96.8  | 91.5 | 100.3 | 90.0 |
| 14        | 94.0 | 98.5 | 101.4 | 101.4 | 101.4 | 94.9 | 96.3  | 92.8 | 88.0  | 89.3 | 94.6  | 88.8 |
| 15        | 91.9 | 96.6 | 103.0 | 104.9 | 102.7 | 92.1 | 93.4  | 90.3 | 80.8  | 84.9 | 94.4  | 87.4 |
| 16        | 91.5 | 95.9 | 102.6 | 105.1 | 102.3 | 89.1 | 91.9  | 89.2 | 79.5  | 82.8 | 103.2 | 85.1 |
| 12年度      | 99.5 | 99.2 | 99.9  | 100.6 | 99.8  | 98.6 | 99.7  | 99.9 | 98.9  | 99.1 | 104.3 | 98.2 |
| 13        | 95.2 | 98.9 | 101.9 | 101.4 | 102.0 | 95.1 | 96.9  | 94.8 | 93.0  | 91.5 | 96.5  | 89.2 |
| 14        | 93.0 | 98.2 | 101.5 | 101.4 | 101.5 | 94.2 | 95.4  | 92.2 | 83.0  | 86.2 | 92.3  | 88.1 |
| 15        | 91.6 | 96.1 | 102.8 | 104.9 | 102.5 | 91.3 | 91.4  | 89.6 | 81.7  | 83.8 | 96.7  | 87.3 |
| 16        | 91.2 | 95.5 | 96.9  | 105.1 | 95.8  | 88.5 | 93.0  | 86.9 | 78.2  | 79.8 | 103.6 | 86.0 |
| 16年 1月    | 91.5 | 96.0 | 102.7 | 104.9 | 102.4 | 91.8 | 91.4  | 89.8 | 80.5  | 84.1 | 94.1  | 87.3 |
| 2         | 91.4 | 96.0 | 102.7 | 104.9 | 102.4 | 91.5 | 91.3  | 89.6 | 81.7  | 83.8 | 94.1  | 87.3 |
| 3         | 91.6 | 96.1 | 102.8 | 104.9 | 102.5 | 91.3 | 91.4  | 89.6 | 81.7  | 83.8 | 96.7  | 87.3 |
| 4         | 91.8 | 96.0 | 102.8 | 104.9 | 102.5 | 90.7 | 92.1  | 90.0 | 81.4  | 83.6 | 98.0  | 87.3 |
| 5         | 91.4 | 96.0 | 102.7 | 104.9 | 102.4 | 90.1 | 92.1  | 90.0 | 81.4  | 83.6 | 99.4  | 84.6 |
| 6         | 91.5 | 96.0 | 102.8 | 105.4 | 102.5 | 89.9 | 92.1  | 90.0 | 81.3  | 83.6 | 99.4  | 85.0 |
| 7         | 91.4 | 95.9 | 102.3 | 105.6 | 101.9 | 89.8 | 92.0  | 89.7 | 81.3  | 83.6 | 100.2 | 85.0 |
| 8         | 91.5 | 95.9 | 102.3 | 105.1 | 101.9 | 89.8 | 92.2  | 89.7 | 81.3  | 83.6 | 100.5 | 85.0 |
| 9         | 91.5 | 96.0 | 102.5 | 105.1 | 102.1 | 89.8 | 92.5  | 89.7 | 79.8  | 83.4 | 100.7 | 85.2 |
| 10        | 91.5 | 95.9 | 102.6 | 105.1 | 102.2 | 89.1 | 91.9  | 89.3 | 79.7  | 82.9 | 102.8 | 85.2 |
| 11        | 91.5 | 95.9 | 102.6 | 105.1 | 102.3 | 89.3 | 91.9  | 89.3 | 79.5  | 82.9 | 102.9 | 85.2 |
| 12        | 91.5 | 95.9 | 102.6 | 105.1 | 102.3 | 89.1 | 91.9  | 89.2 | 79.5  | 82.8 | 103.2 | 85.1 |
| 17年 1月    | 91.3 | 95.9 | 101.2 | 105.1 | 100.7 | 89.1 | 92.7  | 87.0 | 78.6  | 80.0 | 102.9 | 86.0 |
| 2         | 91.3 | 95.9 | 99.2  | 105.1 | 98.4  | 88.7 | 92.7  | 86.9 | 78.3  | 79.9 | 103.2 | 86.0 |
| 3         | 91.2 | 95.5 | 96.9  | 105.1 | 95.8  | 88.5 | 93.0  | 86.9 | 78.2  | 79.8 | 103.6 | 86.0 |

| 生産能力指数(平均) |       |       |       |       |       |       |       |       |       |       |       |       |
|------------|-------|-------|-------|-------|-------|-------|-------|-------|-------|-------|-------|-------|
| 12年        | 100.0 | 100.0 | 100.0 | 100.0 | 100.0 | 100.0 | 100.0 | 100.0 | 100.0 | 100.0 | 100.0 | 100.0 |
| 13         | 98.0  | 99.1  | 101.0 | 101.1 | 101.0 | 97.1  | 99.4  | 97.0  | 97.5  | 95.0  | 103.8 | 92.9  |
| 14         | 94.7  | 98.7  | 102.1 | 101.4 | 102.2 | 94.6  | 96.7  | 93.8  | 90.7  | 90.3  | 96.0  | 89.0  |
| 15         | 92.4  | 97.5  | 102.2 | 102.9 | 102.1 | 93.2  | 94.3  | 91.0  | 81.8  | 85.2  | 93.5  | 87.7  |
| 16         | 91.5  | 96.0  | 102.6 | 105.1 | 102.3 | 90.2  | 91.9  | 89.7  | 80.8  | 83.5  | 99.3  | 85.8  |
| 12年度       | 99.8  | 99.7  | 100.1 | 100.2 | 100.1 | 99.6  | 99.9  | 99.9  | 99.6  | 99.4  | 101.8 | 99.4  |
| 13         | 96.9  | 99.0  | 101.6 | 101.3 | 101.6 | 96.2  | 98.8  | 95.7  | 96.0  | 93.1  | 102.0 | 90.6  |
| 14         | 94.1  | 98.6  | 101.9 | 101.4 | 102.0 | 94.3  | 96.3  | 93.1  | 88.0  | 89.0  | 94.9  | 88.8  |
| 15         | 92.0  | 96.9  | 102.6 | 103.7 | 102.4 | 92.5  | 93.2  | 90.4  | 81.4  | 84.6  | 94.1  | 87.5  |
| 16         | 91.5  | 95.9  | 101.7 | 105.1 | 101.3 | 89.5  | 92.3  | 89.0  | 80.0  | 82.5  | 101.4 | 85.5  |
| 16年 1月     | 91.5  | 96.0  | 102.7 | 104.9 | 102.4 | 91.8  | 91.4  | 89.8  | 80.5  | 84.1  | 94.1  | 87.3  |
| 2          | 91.4  | 96.0  | 102.7 | 104.9 | 102.4 | 91.5  | 91.3  | 89.6  | 81.7  | 83.8  | 94.1  | 87.3  |
| 3          | 91.6  | 96.1  | 102.8 | 104.9 | 102.5 | 91.3  | 91.4  | 89.6  | 81.7  | 83.8  | 96.7  | 87.3  |
| 4          | 91.8  | 96.0  | 102.8 | 104.9 | 102.5 | 90.7  | 92.1  | 90.0  | 81.4  | 83.6  | 98.0  | 87.3  |
| 5          | 91.4  | 96.0  | 102.7 | 104.9 | 102.4 | 90.1  | 92.1  | 90.0  | 81.4  | 83.6  | 99.4  | 84.6  |
| 6          | 91.5  | 96.0  | 102.8 | 105.4 | 102.5 | 89.9  | 92.1  | 90.0  | 81.3  | 83.6  | 99.4  | 85.0  |
| 7          | 91.4  | 95.9  | 102.3 | 105.6 | 101.9 | 89.8  | 92.0  | 89.7  | 81.3  | 83.6  | 100.2 | 85.0  |
| 8          | 91.5  | 95.9  | 102.3 | 105.1 | 101.9 | 89.8  | 92.2  | 89.7  | 81.3  | 83.6  | 100.5 | 85.0  |
| 9          | 91.5  | 96.0  | 102.5 | 105.1 | 102.1 | 89.8  | 92.5  | 89.7  | 79.8  | 83.4  | 100.7 | 85.2  |
| 10         | 91.5  | 95.9  | 102.6 | 105.1 | 102.2 | 89.1  | 91.9  | 89.3  | 79.7  | 82.9  | 102.8 | 85.2  |
| 11         | 91.5  | 95.9  | 102.6 | 105.1 | 102.3 | 89.3  | 91.9  | 89.3  | 79.5  | 82.9  | 102.9 | 85.2  |
| 12         | 91.5  | 95.9  | 102.6 | 105.1 | 102.3 | 89.1  | 91.9  | 89.2  | 79.5  | 82.8  | 103.2 | 85.1  |
| 17年 1月     | 91.3  | 95.9  | 101.2 | 105.1 | 100.7 | 89.1  | 92.7  | 87.0  | 78.6  | 80.0  | 102.9 | 86.0  |
| 2          | 91.3  | 95.9  | 99.2  | 105.1 | 98.4  | 88.7  | 92.7  | 86.9  | 78.3  | 79.9  | 103.2 | 86.0  |
| 3          | 91.2  | 95.5  | 96.9  | 105.1 | 95.8  | 88.5  | 93.0  | 86.9  | 78.2  | 79.8  | 103.6 | 86.0  |

5. 業種別及び特殊分類別指数 5. Indices by Industry and by Use of Goods  
 (7) 生産能力指数(末及び平均) (7) Indices of Production Capacity (End and Average)

| 分類コード<br>時系列 | 精密機械              | 窯業・土石製品                           | 化学工業      | 化学肥料        | ソーダ工業                       | 無機薬品・顔料                                    | 高圧ガス                | 石油系芳香族                                    | 環式中間物            | 有機薬品                         | プラスチック              | Industries Code |
|--------------|-------------------|-----------------------------------|-----------|-------------|-----------------------------|--|---------------------|---|------------------|------------------------------|---------------------|-----------------|
|              | (特掲: 乗用車・バス・トラック) | Ceramics, stone and clay products | Chemicals | Fertilizers | Industrial sodium chemicals | Industrial inorganic chemicals and pigment | High Compressed gas | Aromatic hydrocarbons (Petroleum, origin) | Cyclic chemicals | Industrial organic chemicals | Plastic (materials) | Time series     |
| ウェイト         | 13                | 14                                | 15        | 16          | 17                          | 18   | 19                  | 20  | 21               | 22                           | 23                  | 24              |

| 生産能力指数(末) |      |      |      |      |       |       |      |       |       |       |      |      | Original Index (End) |
|-----------|------|------|------|------|-------|-------|------|-------|-------|-------|------|------|----------------------|
| 12年       | 99.4 | 97.6 | 98.7 | 99.7 | 100.0 | 100.4 | 99.7 | 99.8  | 100.0 | 99.3  | 99.8 | 99.7 | C.Y. 2000            |
| 13        | 88.5 | 89.8 | 96.5 | 99.7 | 100.0 | 98.2  | 96.8 | 103.8 | 101.9 | 100.6 | 99.6 | 99.5 | 2001                 |
| 14        | 87.2 | 83.8 | 92.6 | 99.2 | 100.0 | 98.3  | 93.2 | 103.2 | 100.7 | 100.7 | 97.0 | 98.1 | 2002                 |
| 15        | 86.2 | 82.7 | 89.4 | 99.2 | 86.9  | 98.2  | 91.5 | 105.6 | 104.6 | 102.2 | 97.6 | 96.6 | 2003                 |
| 16        | 83.5 | 82.5 | 87.0 | 98.8 | 86.9  | 97.8  | 89.8 | 106.5 | 105.0 | 104.5 | 96.9 | 97.7 | 2004                 |
| 12年度      | 97.9 | 97.6 | 97.8 | 99.9 | 100.0 | 99.3  | 99.7 | 99.9  | 100.4 | 99.3  | 99.8 | 99.8 | F.Y. 2000            |
| 13        | 87.6 | 89.2 | 95.5 | 99.4 | 100.0 | 98.2  | 94.2 | 103.0 | 102.1 | 100.6 | 98.1 | 98.0 | 2001                 |
| 14        | 86.3 | 83.8 | 91.3 | 99.4 | 100.0 | 98.3  | 93.2 | 105.3 | 100.7 | 100.7 | 97.3 | 98.3 | 2002                 |
| 15        | 86.1 | 82.5 | 87.7 | 99.5 | 86.9  | 97.9  | 90.5 | 105.0 | 104.6 | 105.8 | 97.7 | 96.6 | 2003                 |
| 16        | 84.6 | 81.8 | 86.4 | 98.4 | 86.9  | 97.9  | 90.1 | 106.5 | 105.8 | 105.9 | 97.0 | 96.5 | 2004                 |
| 16年 1月    | 86.1 | 82.5 | 88.8 | 99.5 | 86.9  | 98.2  | 90.5 | 105.0 | 104.6 | 105.8 | 97.6 | 96.6 | Jan. 2004            |
| 2         | 86.1 | 82.5 | 88.6 | 99.5 | 86.9  | 97.9  | 90.5 | 105.0 | 104.6 | 105.8 | 97.6 | 96.6 | Feb.                 |
| 3         | 86.1 | 82.5 | 87.7 | 99.5 | 86.9  | 97.9  | 90.5 | 105.0 | 104.6 | 105.8 | 97.7 | 96.6 | Mar.                 |
| 4         | 86.1 | 82.5 | 87.2 | 99.8 | 86.9  | 97.9  | 90.5 | 105.0 | 104.6 | 105.8 | 97.0 | 97.9 | Apr.                 |
| 5         | 83.0 | 82.5 | 87.0 | 99.8 | 86.9  | 97.8  | 90.5 | 105.0 | 104.6 | 105.8 | 97.0 | 97.9 | May.                 |
| 6         | 83.6 | 82.5 | 87.0 | 99.5 | 86.9  | 97.8  | 90.5 | 105.0 | 104.6 | 103.9 | 97.0 | 97.8 | Jun.                 |
| 7         | 83.6 | 82.5 | 87.0 | 99.1 | 86.9  | 97.8  | 90.5 | 105.0 | 104.6 | 104.5 | 97.0 | 97.8 | Jul.                 |
| 8         | 83.6 | 82.5 | 87.0 | 99.1 | 86.9  | 97.8  | 90.5 | 105.0 | 104.6 | 104.5 | 97.0 | 97.8 | Aug.                 |
| 9         | 83.6 | 82.5 | 87.1 | 99.2 | 86.9  | 97.8  | 89.5 | 105.0 | 104.6 | 104.5 | 97.0 | 98.1 | Sep.                 |
| 10        | 83.6 | 82.5 | 87.0 | 99.2 | 86.9  | 97.8  | 89.5 | 106.5 | 104.6 | 104.5 | 97.0 | 98.1 | Oct.                 |
| 11        | 83.6 | 82.5 | 86.9 | 98.8 | 86.9  | 97.8  | 89.8 | 106.5 | 104.6 | 104.5 | 96.2 | 97.7 | Nov.                 |
| 12        | 83.5 | 82.5 | 87.0 | 98.8 | 86.9  | 97.8  | 89.8 | 106.5 | 105.0 | 104.5 | 96.9 | 97.7 | Dec.                 |
| 17年 1月    | 84.6 | 81.8 | 86.9 | 98.4 | 86.9  | 97.8  | 90.0 | 106.5 | 105.5 | 105.0 | 96.9 | 97.3 | Jan. 2005            |
| 2         | 84.6 | 81.8 | 86.4 | 98.6 | 86.9  | 97.9  | 90.1 | 106.5 | 105.8 | 105.9 | 97.0 | 97.0 | Feb.                 |
| 3         | 84.6 | 81.8 | 86.4 | 98.4 | 86.9  | 97.9  | 90.1 | 106.5 | 105.8 | 105.9 | 97.0 | 96.5 | Mar.                 |

| 生産能力指数(平均) |       |       |       |       |       |       |       |       |       |       |       |       | Original Index (Average) |
|------------|-------|-------|-------|-------|-------|-------|-------|-------|-------|-------|-------|-------|--------------------------|
| 12年        | 100.0 | 100.0 | 100.0 | 100.0 | 100.0 | 100.0 | 100.0 | 100.0 | 100.0 | 100.0 | 100.0 | 100.0 | C.Y. 2000                |
| 13         | 91.8  | 94.7  | 97.4  | 99.8  | 100.0 | 98.9  | 98.9  | 101.1 | 100.9 | 99.5  | 99.5  | 99.5  | 2001                     |
| 14         | 87.4  | 86.6  | 94.1  | 99.3  | 100.0 | 98.2  | 93.7  | 103.0 | 101.0 | 100.6 | 97.1  | 98.3  | 2002                     |
| 15         | 86.3  | 83.0  | 90.4  | 99.2  | 91.3  | 98.2  | 92.2  | 105.1 | 103.6 | 102.0 | 97.5  | 97.1  | 2003                     |
| 16         | 84.4  | 82.5  | 87.4  | 99.3  | 86.9  | 97.9  | 90.2  | 105.4 | 104.6 | 105.0 | 97.1  | 97.6  | 2004                     |
| 12年度       | 99.3  | 98.9  | 99.1  | 99.9  | 100.0 | 100.1 | 99.7  | 99.9  | 100.2 | 99.5  | 100.0 | 99.8  | F.Y. 2000                |
| 13         | 89.2  | 92.7  | 96.8  | 99.6  | 100.0 | 98.6  | 97.6  | 101.9 | 101.3 | 99.8  | 99.1  | 99.2  | 2001                     |
| 14         | 87.2  | 85.2  | 93.2  | 99.3  | 100.0 | 98.3  | 93.5  | 103.3 | 100.6 | 100.6 | 96.9  | 98.4  | 2002                     |
| 15         | 86.2  | 82.7  | 89.6  | 99.2  | 88.0  | 98.2  | 91.6  | 105.3 | 104.6 | 103.3 | 97.6  | 96.8  | 2003                     |
| 16         | 84.0  | 82.3  | 86.9  | 99.1  | 86.9  | 97.8  | 90.1  | 105.8 | 104.9 | 104.9 | 96.9  | 97.6  | 2004                     |
| 16年 1月     | 86.1  | 82.5  | 88.8  | 99.5  | 86.9  | 98.2  | 90.5  | 105.0 | 104.6 | 105.8 | 97.6  | 96.6  | Jan. 2004                |
| 2          | 86.1  | 82.5  | 88.6  | 99.5  | 8     |       |       |       |       |       |       |       |                          |

5. 業種別及び特殊分類別指数 5. Indices by Industry and by Use of Goods  
 (7) 生産能力指数(未及び平均) (7) Indices of Production Capacity (End and Average)

| 分類コード | 合成ゴム              | 写真感光材料                              | 石けん・合成洗剤                       | 塗料・印刷インキ                | (特掲: 石油化学製品)                   | 石油・石炭製品工業                   | パルプ・紙・紙加工工業                    | 繊維工業     | その他工業               | (特掲: ゴム製品工業)      | (参考) 製造工業 (除機械工業)                        | (参考) 機械工業          |
|-------|-------------------|-------------------------------------|--------------------------------|-------------------------|--------------------------------|-----------------------------|--------------------------------|----------|---------------------|-------------------|--|--------------------|
|       | Synthetic rubbers | Sensitive materials for photography | Soaps and synthetic detergents | Paints and printing ink | (Petroleum chemicals products) | Petroleum and coal products | Pulp, paper and paper products | Textiles | Other manufacturing | (Rubber products) | Manufacturing (excl. Machinery industry) | Machinery industry |
| 時系列   | 25                | 26                                  | 27                             | 28                      | 29                             | 30                          | 31                             | 32       | 33                  | 34                | 400                                      | 401                |
| ウェイト  | 117.8             | 58.4                                | 109.3                          | 108.0                   | 576.5                          | 117.3                       | 391.7                          | 468.6    | 222.4               | 161.8             | 4348.3                                   | 5651.7             |

生産能力指数(未)

|        |       |       |       |       |       |      |      |      |       |       |      |       |
|--------|-------|-------|-------|-------|-------|------|------|------|-------|-------|------|-------|
| 12年    | 100.2 | 97.7  | 100.2 | 100.3 | 99.8  | 99.6 | 99.8 | 97.8 | 99.2  | 100.1 | 99.2 | 100.3 |
| 13     | 100.2 | 101.8 | 97.4  | 100.3 | 100.4 | 93.9 | 99.8 | 91.4 | 100.6 | 101.9 | 97.9 | 95.3  |
| 14     | 99.9  | 98.9  | 103.7 | 101.0 | 99.1  | 94.3 | 98.3 | 85.9 | 98.4  | 100.7 | 96.1 | 92.3  |
| 15     | 101.9 | 94.7  | 106.4 | 99.2  | 99.4  | 92.8 | 97.4 | 79.2 | 100.2 | 103.8 | 94.4 | 90.1  |
| 16     | 99.5  | 84.6  | 106.5 | 98.8  | 99.7  | 90.6 | 95.9 | 75.9 | 102.1 | 106.6 | 93.0 | 90.3  |
| 12年度   | 100.2 | 99.9  | 100.1 | 100.5 | 99.8  | 99.6 | 99.4 | 95.0 | 100.1 | 101.3 | 98.8 | 100.0 |
| 13     | 99.4  | 103.7 | 102.1 | 100.1 | 99.1  | 94.1 | 99.7 | 88.9 | 98.5  | 100.3 | 97.2 | 93.8  |
| 14     | 101.0 | 99.2  | 103.9 | 99.9  | 99.5  | 94.3 | 98.0 | 84.1 | 98.6  | 101.6 | 95.6 | 90.9  |
| 15     | 101.9 | 94.7  | 106.4 | 99.3  | 100.0 | 92.8 | 96.8 | 77.8 | 101.8 | 105.9 | 93.9 | 89.9  |
| 16     | 96.6  | 84.9  | 106.7 | 98.8  | 99.1  | 90.6 | 95.9 | 74.7 | 101.6 | 106.7 | 92.2 | 90.4  |
| 16年 1月 | 101.9 | 94.7  | 106.4 | 99.3  | 99.9  | 92.8 | 97.2 | 78.5 | 101.8 | 105.9 | 94.2 | 89.4  |
| 2      | 101.9 | 94.7  | 106.4 | 99.3  | 99.9  | 92.8 | 97.3 | 78.1 | 101.8 | 105.9 | 94.1 | 89.4  |
| 3      | 101.9 | 94.7  | 106.4 | 99.3  | 100.0 | 92.8 | 96.8 | 77.8 | 101.8 | 105.9 | 93.9 | 89.9  |
| 4      | 101.9 | 94.7  | 106.5 | 98.7  | 100.5 | 91.8 | 96.7 | 77.6 | 102.0 | 106.2 | 93.7 | 90.3  |
| 5      | 101.9 | 94.7  | 106.5 | 98.8  | 100.5 | 91.2 | 96.7 | 77.2 | 100.7 | 106.2 | 93.5 | 89.8  |
| 6      | 101.9 | 94.7  | 106.5 | 98.8  | 100.5 | 90.6 | 96.7 | 77.1 | 102.0 | 106.2 | 93.5 | 89.9  |
| 7      | 101.9 | 85.5  | 106.5 | 98.8  | 100.5 | 90.6 | 96.6 | 76.9 | 102.3 | 106.6 | 93.3 | 90.0  |
| 8      | 101.9 | 85.5  | 106.5 | 98.8  | 100.5 | 90.6 | 96.6 | 76.8 | 102.3 | 106.6 | 93.3 | 90.1  |
| 9      | 101.9 | 85.5  | 106.5 | 98.8  | 100.4 | 90.6 | 96.3 | 76.6 | 102.3 | 106.6 | 93.3 | 90.1  |
| 10     | 101.9 | 85.5  | 106.5 | 98.8  | 100.4 | 90.6 | 96.3 | 76.5 | 102.3 | 106.6 | 93.2 | 90.2  |
| 11     | 99.8  | 85.5  | 106.5 | 98.8  | 99.6  | 90.6 | 95.9 | 76.0 | 102.3 | 106.6 | 93.0 | 90.2  |
| 12     | 99.5  | 84.6  | 106.5 | 98.8  | 99.7  | 90.6 | 95.9 | 75.9 | 102.1 | 106.6 | 93.0 | 90.3  |
| 17年 1月 | 96.0  | 84.9  | 106.7 | 98.8  | 99.1  | 90.6 | 96.1 | 75.1 | 101.6 | 106.6 | 92.7 | 90.3  |
| 2      | 96.6  | 84.9  | 106.7 | 98.8  | 99.2  | 90.6 | 96.1 | 74.8 | 101.6 | 106.6 | 92.5 | 90.3  |
| 3      | 96.6  | 84.9  | 106.7 | 98.8  | 99.1  | 90.6 | 95.9 | 74.7 | 101.6 | 106.7 | 92.2 | 90.4  |

生産能力指数(平均)

|        |       |       |       |       |       |       |       |       |       |       |       |       |
|--------|-------|-------|-------|-------|-------|-------|-------|-------|-------|-------|-------|-------|
| 12年    | 100.0 | 100.0 | 100.1 | 100.0 | 100.0 | 100.0 | 100.0 | 100.0 | 100.0 | 100.0 | 100.0 | 100.0 |
| 13     | 100.2 | 101.0 | 99.3  | 100.4 | 100.0 | 95.8  | 99.7  | 93.6  | 100.6 | 101.9 | 98.4  | 97.6  |
| 14     | 99.9  | 100.9 | 102.3 | 100.4 | 99.1  | 94.1  | 99.1  | 87.6  | 98.4  | 100.4 | 96.7  | 93.2  |
| 15     | 101.2 | 98.0  | 104.6 | 99.8  | 99.5  | 93.4  | 97.6  | 81.5  | 99.3  | 102.5 | 94.9  | 90.4  |
| 16     | 101.5 | 90.0  | 106.5 | 98.9  | 100.2 | 91.3  | 96.6  | 77.1  | 102.0 | 106.3 | 93.5  | 90.0  |
| 12年度   | 100.1 | 99.2  | 100.2 | 100.2 | 99.9  | 99.6  | 99.7  | 98.5  | 100.2 | 100.4 | 99.5  | 100.0 |
| 13     | 100.1 | 102.0 | 99.0  | 100.3 | 99.8  | 94.4  | 99.8  | 92.1  | 100.1 | 101.6 | 98.0  | 96.1  |
| 14     | 100.0 | 99.8  | 103.5 | 100.4 | 99.1  | 94.2  | 98.6  | 86.4  | 98.5  | 100.6 | 96.3  | 92.5  |
| 15     | 101.7 | 94.9  | 105.2 | 99.6  | 99.6  | 93.0  | 97.3  | 80.0  | 100.1 | 103.6 | 94.5  | 90.1  |
| 16     | 100.2 | 87.6  | 106.6 | 98.8  | 100.0 | 90.8  | 96.3  | 76.3  | 101.9 | 106.5 | 93.1  | 90.2  |
| 16年 1月 | 101.9 | 94.7  | 106.4 | 99.3  | 99.9  | 92.8  | 97.2  | 78.5  | 101.8 | 105.9 | 94.2  | 89.4  |
| 2      | 101.9 | 94.7  | 106.4 | 99.3  | 99.9  | 92.8  | 97.3  | 78.1  | 101.8 | 105.9 | 94.1  | 89.4  |
| 3      | 101.9 | 94.7  | 106.4 | 99.3  | 100.0 | 92.8  | 96.8  | 77.8  | 101.8 | 105.9 | 93.9  | 89.9  |
| 4      | 101.9 | 94.7  | 106.5 | 98.7  | 100.5 | 91.8  | 96.7  | 77.6  | 102.0 | 106.2 | 93.7  | 90.3  |
| 5      | 101.9 | 94.7  | 106.5 | 98.8  | 100.5 | 91.2  | 96.7  | 77.2  | 100.7 | 106.2 | 93.5  | 89.8  |
| 6      | 101.9 | 94.7  | 106.5 | 98.8  | 100.5 | 90.6  | 96.7  | 77.1  | 102.0 | 106.2 | 93.5  | 89.9  |
| 7      | 101.9 | 85.5  | 106.5 | 98.8  | 100.5 | 90.6  | 96.6  | 76.9  | 102.3 | 106.6 | 93.3  | 90.0  |
| 8      | 101.9 | 85.5  | 106.5 | 98.8  | 100.5 | 90.6  | 96.6  | 76.8  | 102.3 | 106.6 | 93.3  | 90.1  |
| 9      | 101.9 | 85.5  | 106.5 | 98.8  | 100.4 | 90.6  | 96.3  | 76.6  | 102.3 | 106.6 | 93.3  | 90.1  |
| 10     | 101.9 | 85.5  | 106.5 | 98.8  | 100.4 | 90.6  | 96.3  | 76.5  | 102.3 | 106.6 | 93.2  | 90.2  |
| 11     | 99.8  | 85.5  | 106.5 | 98.8  | 99.6  | 90.6  | 95.9  | 76.0  | 102.3 | 106.6 | 93.0  | 90.2  |
| 12     | 99.5  | 84.6  | 106.5 | 98.8  | 99.7  | 90.6  | 95.9  | 75.9  | 102.1 | 106.6 | 93.0  | 90.3  |
| 17年 1月 | 96.0  | 84.9  | 106.7 | 98.8  | 99.1  | 90.6  | 96.1  | 75.1  | 101.6 | 106.6 | 92.7  | 90.3  |
| 2      | 96.6  | 84.9  | 106.7 | 98.8  | 99.2  | 90.6  | 96.1  | 74.8  | 101.6 | 106.6 | 92.5  | 90.3  |
| 3      | 96.6  | 84.9  | 106.7 | 98.8  | 99.1  | 90.6  | 95.9  | 74.7  | 101.6 | 106.7 | 92.2  | 90.4  |

5. 業種別及び特殊分類別指数 5. Indices by Industry and by Use of Goods  
 (7) 生産能力指数(未及び平均) (7) Indices of Production Capacity (End and Average)

| (参考) 電気機械工業 (旧分類)                   | (参考) パルプ・紙・紙加工工業 (保潔ボールシート)   | Industries Code |
|-------------------------------------|---|-----------------|
| Electrical machinery (1995 version) | Pulp, paper and paper products (excl. Corrugated card board sheets) | Time series     |
| 402                                 | 403   | Weight          |
| 2362.1                              | 337.1   |                 |

Original Index (End)

|       |      |           |
|-------|------|-----------|
| 101.1 | 99.8 | C.Y. 2002 |
| 97.5  | 99.7 | 2003      |
| 92.6  | 98.2 | 2004      |
| 90.1  | 97.1 |           |
| 93.1  | 95.5 |           |
| 101.6 | 99.2 | F.Y. 2002 |
| 95.2  | 99.7 | 2003      |
| 90.3  | 97.8 | 2004      |
| 91.0  | 96.6 |           |
| 92.2  | 95.6 |           |
| 89.7  | 97.1 | Jan.      |
| 89.9  | 97.1 | Feb.      |
| 91.0  | 96.6 | Mar.      |
| 91.6  | 96.4 | Apr.      |
| 92.2  | 96.4 | May.      |
| 92.2  | 96.4 | Jun.      |
| 92.4  | 96.4 | Jul.      |
| 92.5  | 96.4 | Aug.      |
| 92.3  | 96.0 | Sep.      |
| 93.0  | 96.0 | Oct.      |
| 93.0  | 95.5 | Nov.      |
| 93.1  | 95.5 | Dec.      |
| 92.0  | 95.8 | Jan.      |
| 92.0  | 95.8 | Feb.      |
| 92.2  | 95.6 | Mar.      |

Original Index (Average)

|       |       |           |
|-------|-------|-----------|
| 100.0 | 100.0 | C.Y. 2002 |
| 99.9  | 99.7  | 2003      |
| 94.1  | 99.0  | 2004      |
| 90.2  | 97.3  |           |
| 91.9  | 96.3  |           |
| 100.7 | 99.7  | F.Y. 2002 |
| 98.4  | 99.7  | 2003      |
| 92.8  | 98.5  | 2004      |
| 90.1  | 97.1  |           |
| 92.4  | 96.0  |           |
| 89.7  | 97.1  | Jan.      |
| 89.9  | 97.1  | Feb.      |
| 91.0  | 96.6  | Mar.      |
| 91.6  | 96.4  | Apr.      |
| 92.2  | 96.4  | May.      |
| 92.2  | 96.4  | Jun.      |
| 92.4  | 96.4  | Jul.      |
| 92.5  | 96.4  | Aug.      |
| 92.3  | 96.0  | Sep.      |
| 93.0  | 96.0  | Oct.      |
| 93.0  | 95.5  | Nov.      |
| 93.1  | 95.5  | Dec.      |
| 92.0  | 95.8  | Jan.      |
| 92.0  | 95.8  | Feb.      |
| 92.2  | 95.6  | Mar.      |

5. 業種別及び特殊分類別指数 5. Indices by Industry and by Use of Goods

(8)-1 製造工業生産予測指数(指数) (8)-1 Survey of Production Forecast (Indices)

Table with 13 columns: 分類 (Classification), 製造工業 (Manufacturing), 鉄鋼業 (Iron and steel), 非鉄金属工業 (Non-ferrous metals), 金属製品工業 (Fabricated metals), and 時系列 (Time series). It includes data for 16 years (2004) and 17 years (2005) for original index and year-over-year percentage change.

Table with 13 columns: 分類 (Classification), 製造工業 (Manufacturing), 鉄鋼業 (Iron and steel), 非鉄金属工業 (Non-ferrous metals), 金属製品工業 (Fabricated metals), and 時系列 (Time series). It includes data for 16 years (2004) and 17 years (2005) for seasonal adjustment index and month-over-month percentage change.

5. 業種別及び特殊分類別指数 5. Indices by Industry and by Use of Goods

(8)-1 製造工業生産予測指数(指数) (8)-1 Survey of Production Forecast (Indices)

Table with 17 columns: 一般機械工業 (General machinery), 電気機械工業 (Electrical machinery), 情報通信機械工業 (Information and communication electronics equipment), 電子部品・デバイス工業 (Electronics parts and devices), and 時系列 (Time series). It includes data for 16 years (2004) and 17 years (2005) for original index and year-over-year percentage change.

Table with 17 columns: 一般機械工業 (General machinery), 電気機械工業 (Electrical machinery), 情報通信機械工業 (Information and communication electronics equipment), 電子部品・デバイス工業 (Electronics parts and devices), and 時系列 (Time series). It includes data for 16 years (2004) and 17 years (2005) for seasonal adjustment index and month-over-month percentage change.

5. 業種別及び特殊分類別指数 5. Indices by Industry and by Use of Goods  
(8)-1 製造工業生産予測指数(指数) (8)-1 Survey of Production Forecast (Indices)

| 分類<br>時系列 | 輸送機械工業<br>Transport equipment |                     |                     | 化学工業<br>Chemicals  |                     |                     | 紙・パルプ工業<br>Pulp and paper |                     |                     | その他<br>Others      |                     |                     |
|-----------|-------------------------------|---------------------|---------------------|--------------------|---------------------|---------------------|---------------------------|---------------------|---------------------|--------------------|---------------------|---------------------|
|           | 1454.8                        |                     |                     | 987.4              |                     |                     | 538.8                     |                     |                     | 1329.3             |                     |                     |
| ウェイト      | 前月実績<br>Last Month            | 当月見込み<br>This Month | 翌月見込み<br>Next Month | 前月実績<br>Last Month | 当月見込み<br>This Month | 翌月見込み<br>Next Month | 前月実績<br>Last Month        | 当月見込み<br>This Month | 翌月見込み<br>Next Month | 前月実績<br>Last Month | 当月見込み<br>This Month | 翌月見込み<br>Next Month |

| 原指数   |      |       |       |       |       |       |       |       |       |       |       |       |       |
|-------|------|-------|-------|-------|-------|-------|-------|-------|-------|-------|-------|-------|-------|
| 16年   | 1月調査 | 101.2 | 103.0 | 112.6 | 102.5 | 102.1 | 99.7  | 96.8  | 96.7  | 96.0  | 92.7  | 83.5  | 84.0  |
|       | 2    | 102.2 | 111.7 | 125.6 | 100.8 | 98.8  | 95.9  | 93.8  | 96.9  | 101.7 | 82.0  | 85.0  | 89.8  |
|       | 3    | 111.4 | 125.1 | 104.6 | 98.6  | 96.2  | 96.2  | 95.6  | 102.0 | 98.8  | 85.6  | 91.1  | 84.3  |
|       | 4    | 124.3 | 102.9 | 92.6  | 97.7  | 96.7  | 98.6  | 103.0 | 97.7  | 98.7  | 92.4  | 85.0  | 82.0  |
|       | 5    | 104.9 | 93.3  | 114.8 | 95.3  | 97.7  | 95.0  | 97.3  | 99.1  | 97.0  | 85.4  | 83.4  | 87.1  |
|       | 6    | 92.2  | 115.9 | 117.0 | 95.9  | 95.2  | 99.7  | 98.1  | 96.7  | 98.3  | 83.4  | 86.0  | 89.1  |
|       | 7    | 114.4 | 114.2 | 89.1  | 94.5  | 100.0 | 97.8  | 97.5  | 98.4  | 96.1  | 87.3  | 89.9  | 85.4  |
|       | 8    | 113.3 | 88.1  | 117.9 | 98.3  | 97.6  | 97.1  | 98.3  | 97.8  | 97.7  | 89.5  | 83.8  | 89.7  |
|       | 9    | 86.9  | 117.9 | 111.8 | 96.7  | 97.3  | 97.5  | 97.9  | 98.0  | 105.1 | 83.8  | 90.2  | 94.3  |
|       | 10   | 118.8 | 110.7 | 116.1 | 96.0  | 98.0  | 101.4 | 99.0  | 104.5 | 102.2 | 90.4  | 95.9  | 93.7  |
|       | 11   | 110.4 | 116.4 | 100.6 | 97.6  | 101.2 | 106.4 | 101.6 | 101.5 | 98.6  | 95.5  | 94.0  | 91.5  |
|       | 12   | 113.6 | 98.8  | 106.6 | 101.7 | 107.1 | 103.4 | 99.8  | 98.8  | 97.4  | 94.5  | 90.6  | 82.0  |
| 17年   | 1月調査 | 97.3  | 105.0 | 120.7 | 107.0 | 105.1 | 98.3  | 99.1  | 96.7  | 95.5  | 91.7  | 83.7  | 84.0  |
|       | 2    | 104.0 | 119.7 | 132.4 | 103.7 | 98.0  | 100.9 | 96.3  | 94.9  | 103.2 | 83.2  | 85.5  | 91.0  |
|       | 3    | 117.1 | 129.6 | 109.8 | 97.6  | 100.8 | 100.4 | 92.9  | 103.4 | 98.3  | 85.0  | 90.6  | 85.8  |
| 前年同月比 |      |       |       |       |       |       |       |       |       |       |       |       |       |
| 16年   | 1月調査 | 2.0   | 0.5   | 4.9   | ▲ 1.3 | 4.0   | ▲ 6.5 | 1.5   | 4.7   | 5.7   | ▲ 3.3 | ▲ 0.6 | ▲ 3.9 |
|       | 2    | ▲ 0.3 | 4.1   | 12.2  | 2.6   | 5.6   | ▲ 3.9 | 1.5   | 6.7   | 3.9   | ▲ 2.4 | ▲ 2.7 | ▲ 4.0 |
|       | 3    | 3.8   | 11.8  | 11.9  | 5.3   | ▲ 3.6 | ▲ 3.1 | 5.3   | 4.2   | 3.7   | ▲ 2.1 | ▲ 2.6 | ▲ 3.4 |
|       | 4    | 11.1  | 10.1  | ▲ 1.6 | ▲ 2.1 | ▲ 2.6 | 3.9   | 5.2   | 2.5   | ▲ 0.1 | ▲ 1.2 | ▲ 2.6 | ▲ 3.2 |
|       | 5    | 12.2  | ▲ 0.9 | 9.2   | ▲ 4.0 | 3.0   | 4.6   | 2.1   | 0.3   | 1.3   | ▲ 2.2 | ▲ 1.5 | ▲ 0.1 |
|       | 6    | ▲ 2.0 | 10.3  | 5.3   | 1.1   | 4.8   | 6.3   | ▲ 0.7 | 0.9   | 1.3   | ▲ 1.5 | ▲ 1.4 | ▲ 1.4 |
|       | 7    | 8.8   | 2.8   | 6.8   | 4.1   | 6.6   | 6.7   | 1.8   | 1.4   | 3.8   | 0.1   | ▲ 0.6 | 4.3   |
|       | 8    | 2.0   | 5.6   | 3.5   | 4.8   | 6.4   | 4.6   | 1.3   | 5.6   | 1.7   | ▲ 1.0 | 2.3   | ▲ 3.0 |
|       | 9    | 4.2   | 3.5   | ▲ 3.3 | 5.5   | 4.8   | ▲ 0.9 | 5.7   | 2.0   | 3.6   | ▲ 2.3 | ▲ 2.5 | ▲ 3.7 |
|       | 10   | 4.3   | ▲ 4.2 | 8.8   | 3.4   | ▲ 0.4 | 2.2   | 3.0   | 3.1   | 3.2   | ▲ 2.3 | ▲ 2.0 | 1.0   |
|       | 11   | ▲ 4.5 | 9.1   | ▲ 0.6 | ▲ 0.8 | 2.0   | 3.8   | 0.2   | 2.5   | 1.9   | ▲ 2.5 | 1.3   | ▲ 1.3 |
|       | 12   | 6.5   | ▲ 2.4 | 4.3   | 2.5   | 4.5   | 2.6   | 0.8   | 2.1   | 3.8   | ▲ 1.8 | ▲ 2.3 | 0.0   |
| 17年   | 1月調査 | ▲ 3.9 | 2.7   | 8.3   | 4.4   | 4.3   | ▲ 0.3 | 2.4   | 3.1   | ▲ 0.1 | ▲ 1.1 | ▲ 2.1 | ▲ 1.9 |
|       | 2    | 1.8   | 7.5   | 6.5   | 2.9   | ▲ 0.6 | 3.3   | 2.7   | ▲ 0.7 | 0.2   | 1.5   | ▲ 0.1 | ▲ 1.5 |
|       | 3    | 5.1   | 4.3   | 4.7   | ▲ 1.0 | 3.2   | 5.4   | ▲ 2.8 | 0.4   | 1.0   | ▲ 0.7 | ▲ 1.9 | 0.5   |

| 季節調整済指数 |      |       |       |       |       |       |       |       |       |       |      |      |      |
|---------|------|-------|-------|-------|-------|-------|-------|-------|-------|-------|------|------|------|
| 16年     | 1月調査 | 106.3 | 108.0 | 104.6 | 96.3  | 101.5 | 99.4  | 97.0  | 100.1 | 97.4  | 88.1 | 88.8 | 83.3 |
|         | 2    | 107.6 | 104.3 | 105.7 | 100.9 | 99.3  | 97.8  | 98.7  | 97.6  | 96.9  | 88.9 | 85.5 | 86.3 |
|         | 3    | 104.3 | 106.4 | 113.0 | 98.7  | 97.1  | 97.6  | 97.5  | 97.2  | 97.7  | 86.3 | 87.9 | 87.2 |
|         | 4    | 105.8 | 110.7 | 106.7 | 97.7  | 97.6  | 99.0  | 97.2  | 97.6  | 98.1  | 88.5 | 88.1 | 88.3 |
|         | 5    | 113.8 | 110.9 | 110.7 | 96.4  | 98.4  | 97.8  | 97.1  | 98.6  | 97.4  | 88.3 | 88.8 | 88.5 |
|         | 6    | 106.8 | 111.0 | 110.6 | 97.3  | 97.9  | 99.6  | 97.6  | 95.6  | 98.9  | 89.1 | 88.2 | 88.5 |
|         | 7    | 109.0 | 107.8 | 107.7 | 97.5  | 99.2  | 97.7  | 97.5  | 99.1  | 99.6  | 89.0 | 89.2 | 89.4 |
|         | 8    | 107.3 | 106.8 | 109.7 | 98.0  | 97.9  | 99.0  | 98.7  | 101.8 | 98.6  | 88.7 | 88.2 | 86.8 |
|         | 9    | 105.7 | 109.4 | 109.9 | 98.2  | 99.4  | 97.7  | 102.0 | 98.6  | 100.0 | 88.2 | 87.0 | 88.9 |
|         | 10   | 108.8 | 108.0 | 111.0 | 97.3  | 98.2  | 98.4  | 98.8  | 100.2 | 99.8  | 87.5 | 90.0 | 88.6 |
|         | 11   | 107.2 | 110.3 | 105.5 | 96.8  | 98.3  | 100.0 | 97.7  | 99.7  | 99.2  | 88.5 | 88.0 | 87.7 |
|         | 12   | 107.6 | 104.1 | 112.1 | 98.1  | 100.0 | 102.0 | 97.5  | 99.8  | 101.6 | 88.8 | 86.4 | 87.6 |
| 17年     | 1月調査 | 102.5 | 111.2 | 114.1 | 99.9  | 105.2 | 101.5 | 99.1  | 100.1 | 100.3 | 87.4 | 89.4 | 85.9 |
|         | 2    | 110.8 | 113.8 | 113.2 | 104.7 | 101.8 | 102.4 | 101.2 | 98.9  | 98.3  | 90.7 | 88.7 | 87.9 |
|         | 3    | 111.6 | 111.8 | 121.5 | 100.8 | 101.3 | 101.9 | 97.7  | 98.6  | 97.3  | 88.3 | 87.5 | 89.3 |

| 前月比 |      |       |       |       |       |       |       |       |       |       |       |       |       |
|-----|------|-------|-------|-------|-------|-------|-------|-------|-------|-------|-------|-------|-------|
| 16年 | 1月調査 | ▲ 1.8 | ▲ 1.6 | ▲ 3.1 | ▲ 0.6 | 5.4   | ▲ 2.1 | ▲ 0.3 | 3.2   | ▲ 2.7 | ▲ 0.6 | 0.8   | ▲ 6.2 |
|     | 2    | 1.2   | ▲ 3.1 | 1.3   | 4.8   | ▲ 1.6 | ▲ 1.5 | 1.8   | ▲ 1.1 | ▲ 0.7 | 0.9   | ▲ 3.8 |       |
|     | 3    | ▲ 3.1 | 2.0   | 6.2   | ▲ 2.2 | ▲ 1.6 | ▲ 0.5 | ▲ 1.2 | ▲ 0.3 | ▲ 0.5 | ▲ 2.9 | ▲ 1.9 |       |
|     | 4    | 1.4   | 4.6   | ▲ 3.6 | ▲ 1.0 | ▲ 0.1 | 1.4   | ▲ 0.3 | 0.4   | 0.5   | 2.5   | ▲ 0.5 |       |
|     | 5    | 7.6   | ▲ 5.2 | 2.6   | ▲ 1.3 | 2.1   | ▲ 0.6 | ▲ 0.1 | 1.5   | ▲ 1.2 | ▲ 0.2 | ▲ 0.6 |       |
|     | 6    | ▲ 6.2 | 3.9   | ▲ 0.4 | 0.9   | 0.6   | 1.7   | 0.5   | ▲ 2.0 | 3.5   | 0.9   | ▲ 1.0 |       |
|     | 7    | 2.1   | ▲ 1.1 | ▲ 0.1 | 0.2   | 1.7   | ▲ 1.5 | ▲ 0.1 | 1.6   | 0.5   | ▲ 0.1 | 0.2   |       |
|     | 8    | ▲ 1.6 | ▲ 0.5 | 2.7   | 0.5   | ▲ 0.1 | 1.1   | 1.2   | 3.1   | ▲ 3.1 | ▲ 0.3 | ▲ 0.6 |       |
|     | 9    | ▲ 1.5 | 3.5   | 0.5   | 0.2   | 1.2   | ▲ 1.7 | 3.3   | ▲ 3.3 | 1.4   | ▲ 0.6 | ▲ 1.4 |       |
|     | 10   | 2.9   | ▲ 0.7 | 2.8   | ▲ 0.9 | 0.9   | 0.2   | ▲ 3.1 | 1.4   | ▲ 0.4 | ▲ 0.8 | 2.9   |       |
|     | 11   | ▲ 1.5 | 2.9   | ▲ 4.4 | ▲ 0.5 | 1.5   | 1.7   | ▲ 1.1 | 2.0   | ▲ 0.5 | 1.1   | ▲ 0.6 |       |
|     | 12   | 0.4   | ▲ 3.3 | 7.7   | 1.3   | 1.9   | 2.0   | ▲ 0.2 | 2.4   | 1.8   | 0.3   | ▲ 2.7 |       |
| 17年 | 1月調査 | ▲ 4.7 | 8.5   | 2.6   | 1.8   | 5.3   | ▲ 3.5 | 1.6   | 1.0   | 0.2   | ▲ 1.6 | ▲ 2.3 |       |
|     | 2    | 8.1   | 2.7   | ▲ 0.5 | 4.8   | ▲ 2.8 | 0.6   | 2.1   | ▲ 2.3 | ▲ 0.6 | 3.8   | ▲ 2.2 |       |
|     | 3    | 0.7   | 0.2   | 8.7   | ▲ 3.7 | 0.5   | 0.6   | ▲ 3.5 | 0.9   | ▲ 1.3 | ▲ 2.6 | ▲ 0.9 |       |

5. 業種別及び特殊分類別指数 5. Indices by Industry and by Use of Goods  
(8)-1 製造工業生産予測指数(指数) (8)-1 Survey of Production Forecast (Indices)

| 分類<br>時系列 | (特掲)<br>機械工業<br>Machinery industry |                     |                     | (特掲)<br>電気機械工業(旧分類)<br>Electrical machinery (1995 version) |                     |                     | Industries<br>Time series |
|-----------|------------------------------------|---------------------|---------------------|--|---------------------|---------------------|---------------------------|
|           | 5366.9                             |                     |                     | 2794.8   |                     |                     |                           |
| ウェイト      | 前月実績<br>Last Month                 | 当月見込み<br>This Month | 翌月見込み<br>Next Month | 前月実績<br>Last Month   | 当月見込み<br>This Month | 翌月見込み<br>Next Month | Weight                    |

| Original Index             |       |       |       |       |       |       |                  |
|----------------------------|-------|-------|-------|-------|-------|-------|------------------|
|                            | 107.5 | 105.8 | 113.5 | 119.5 | 113.4 | 120.9 | Jan. survey 2004 |
|                            | 104.0 | 112.4 | 129.4 | 111.8 | 119.3 | 137.6 | Feb.             |
|                            | 110.7 | 130.5 | 111.0 | 116.5 | 139.7 | 122.1 | Mar.             |
|                            | 133.4 | 111.9 | 112.4 | 143.3 | 124.9 | 127.5 | Apr.             |
|                            | 108.9 | 110.2 | 122.6 | 119.1 | 125.1 | 133.7 | May              |
|                            | 105.3 | 123.8 | 123.2 | 117.8 | 135.2 | 134.2 | Jun.             |
|                            | 122.2 | 122.4 | 111.6 | 134.5 | 132.3 | 128.7 | Jul.             |
|                            | 118.7 | 109.5 | 128.0 | 127.2 | 123.9 | 142.9 | Aug.             |
|                            | 106.2 | 129.6 | 118.8 | 119.9 | 143.6 | 128.1 | Sep.             |
|                            | 126.4 | 115.4 | 119.9 | 137.0 | 123.1 | 126.9 | Oct.             |
|                            | 110.8 | 119.2 | 112.3 | 118.9 | 124.5 | 120.7 | Nov.             |
|                            | 117.9 | 113.0 | 112.3 | 126.1 | 122.2 | 119.8 | Dec.             |
|                            | 111.3 | 109.8 | 118.7 | 119.9 | 115.3 | 122.7 | Jan. survey 2005 |
|                            | 106.8 | 117.7 | 134.1 | 112.7 | 120.8 | 141.7 | Feb.             |
|                            | 114.8 | 137.0 | 115.9 | 118.7 | 146.4 | 123.8 | Mar.             |
| %Change from Previous Year |       |       |       |       |       |       |                  |
|                            | 14.9  | 16.1  | 19.6  | 21.7  | 21.9  | 25.3  | Jan. survey 2004 |
|                            | 14.2  | 18.4  | 11.5  | 20.2  | 23.6  | 12.1  | Feb.             |
|                            | 16.6  | 12.4  | 23.3  | 20.7  | 13.8  | 25.4  | Mar.             |
|                            | 14.9  | 24.3  | 21.3  | 16.7  | 28.2  | 24.6  | Apr.             |
|                            | 21.0  | 18.9  | 18.0  | 22.3  | 22.3  | 18.4  | May              |
|                            | 13.6  | 19.2  | 18.0  | 15.2  | 19.8  | 20.9  | Jun.             |
|                            | 17.6  | 17.2  | 22.5  | 19.1  | 19.2  | 26.9  | Jul.             |
|                            | 13.7  | 20.2  | 9.4   | 14.6  | 22.2  | 13.1  | Aug.             |
|                            | 16.6  | 10.8  | 7.8   | 18.2  | 13.7  | 7.0   | Sep.             |
|                            | 8.0   | 4.7   | 10.7  | 8.5   | 2.8   | 8.1   | Oct.             |
|                            | 0.5   | 10.1  | 4.5   | ▲ 0.7 | 6.0   | 1.0   | Nov.             |
|                            | 8.9   | 5.1   | 8.0   | 7.4   | 2.3   | 7.2   | Dec.             |
|                            | 3.5   | 5.6   | 7.2   | 0.3   | 3.1   | 5.3   | Jan. survey 2005 |
|                            | 2.7   | 6.3   | 0.5   | 0.8   | 3.7   | ▲ 1.1 | Feb.             |
|                            | 3.7   | 2.7   | 6.4   | 1.9   | 2.2   | 3.9   | Mar.             |

| Seasonal Adjustment Index |       |       |       |       |       |       |                  |
|---------------------------|-------|-------|-------|-------|-------|-------|------------------|
|                           | 110.9 | 114.1 | 110.5 | 121.5 | 124.2 | 123.1 | Jan. survey 2004 |
|                           | 115.1 | 109.7 | 111.3 | 124.3 | 120.0 | 123.7 | Feb.             |
|                           | 110.1 | 110.3 | 117.5 | 120.9 | 121.7 | 127.0 | Mar.             |
|                           | 108   |       |       |       |       |       |                  |

5. 業種別及び特殊分類別指数 5. Indices by Industry and by Use of Goods

(8)-2 製造工業生産予測指数(実現率及び予測修正率)

(8)-2 Survey of Production Forecast (Realization Ratio, Amendment Ratio)

| 分類<br>時系列    | 製造工業          | 鉄鋼業            | 非鉄金属業              | 金属製品業             | 一般機械業             | 電気機械業                | 情報通信機械工業  | 電子部品・デバイス工業                  | 輸送機械業               | 化学工業      |
|--------------|---------------|----------------|--------------------|-------------------|-------------------|----------------------|---|------------------------------|---------------------|-----------|
|              | Manufacturing | Iron and steel | Non-ferrous metals | Fabricated metals | General machinery | Electrical machinery | Information and communication electronics equipment | Electronic parts and devices | Transport equipment | Chemicals |
| ウェイト         | 10000.0       | 980.5          | 222.0              | 575.1             | 1117.3            | 502.6                | 824.6   | 1467.6                       | 1454.8              | 987.4     |
| <b>実現率</b>   |               |                |                    |                   |                   |                      |   |                              |                     |           |
| 16年 1月調査     | ▲ 0.6         | ▲ 0.2          | 0.4                | ▲ 0.9             | ▲ 3.0             | ▲ 1.1                | ▲ 4.5   | ▲ 2.2                        | ▲ 0.2               | ▲ 1.4     |
| 2            | 0.4           | 1.2            | 1.6                | ▲ 1.6             | ▲ 0.7             | ▲ 4.0                | ▲ 4.5   | 3.0                          | ▲ 0.4               | ▲ 0.6     |
| 3            | 0.5           | ▲ 0.6          | 0.5                | ▲ 1.7             | ▲ 0.3             | ▲ 2.5                | ▲ 3.7   | 2.4                          | ▲ 0.0               | ▲ 0.6     |
| 4            | ▲ 0.7         | 1.1            | 1.1                | 2.1               | 1.8               | ▲ 3.4                | ▲ 1.9   | ▲ 1.8                        | ▲ 0.6               | 0.6       |
| 5            | ▲ 1.6         | 1.1            | 0.4                | ▲ 1.1             | ▲ 1.7             | ▲ 0.7                | ▲ 0.8   | ▲ 5.6                        | 2.8                 | ▲ 1.2     |
| 6            | ▲ 1.6         | ▲ 0.6          | 0.1                | ▲ 2.0             | ▲ 2.2             | ▲ 3.0                | ▲ 3.2   | ▲ 5.6                        | ▲ 1.0               | ▲ 1.1     |
| 7            | ▲ 1.4         | ▲ 1.3          | 0.5                | ▲ 0.7             | ▲ 5.2             | 1.5                  | 0.1   | ▲ 1.9                        | ▲ 1.8               | ▲ 0.4     |
| 8            | ▲ 1.5         | ▲ 0.4          | 0.2                | 3.9               | ▲ 3.4             | 1.6                  | ▲ 2.2   | ▲ 4.7                        | ▲ 0.5               | ▲ 1.2     |
| 9            | ▲ 1.2         | ▲ 0.8          | 0.2                | 0.5               | ▲ 2.5             | 4.0                  | ▲ 6.2   | ▲ 3.3                        | ▲ 1.0               | 0.3       |
| 10           | ▲ 2.6         | ▲ 0.8          | ▲ 0.8              | ▲ 0.6             | ▲ 1.7             | ▲ 2.9                | ▲ 3.3   | ▲ 10.2                       | ▲ 0.5               | ▲ 2.1     |
| 11           | ▲ 2.7         | 0.8            | 2.1                | ▲ 0.8             | ▲ 8.0             | 0.5                  | ▲ 0.9   | ▲ 4.8                        | ▲ 0.7               | ▲ 1.4     |
| 12           | ▲ 0.4         | 1.6            | 2.2                | 1.4               | ▲ 6.6             | 2.7                  | ▲ 0.2   | ▲ 1.8                        | ▲ 2.4               | ▲ 0.2     |
| 17年 1月調査     | ▲ 0.8         | 0.5            | ▲ 1.9              | ▲ 0.4             | ▲ 1.3             | 0.0                  | ▲ 4.1   | ▲ 0.7                        | ▲ 1.5               | ▲ 0.1     |
| 2            | ▲ 0.1         | ▲ 1.7          | 2.5                | ▲ 0.5             | ▲ 2.7             | 1.3                  | 4.2   | ▲ 1.7                        | ▲ 0.4               | ▲ 0.5     |
| 3            | ▲ 0.6         | ▲ 1.9          | 0.4                | 0.7               | ▲ 4.3             | ▲ 1.4                | ▲ 4.7   | 2.8                          | ▲ 1.9               | ▲ 1.0     |
| <b>予測修正率</b> |               |                |                    |                   |                   |                      |   |                              |                     |           |
| 16年 1月調査     | 0.4           | 0.2            | 1.9                | ▲ 0.7             | 2.9               | 2.5                  | ▲ 0.6   | ▲ 1.6                        | 0.4                 | 1.1       |
| 2            | 0.3           | 3.5            | ▲ 0.2              | ▲ 1.0             | 0.6               | ▲ 2.2                | ▲ 3.1   | 0.2                          | ▲ 0.3               | ▲ 0.1     |
| 3            | ▲ 0.5         | ▲ 0.7          | 0.3                | ▲ 3.1             | ▲ 3.3             | 0.1                  | 2.6   | ▲ 1.6                        | 0.7                 | ▲ 0.7     |
| 4            | 1.2           | 1.4            | ▲ 0.1              | 1.3               | 2.8               | ▲ 1.8                | 1.4   | 3.6                          | ▲ 2.0               | 0.0       |
| 5            | ▲ 1.0         | ▲ 0.3          | 0.3                | 1.4               | ▲ 6.0             | 0.7                  | ▲ 2.0   | 0.5                          | 1.1                 | ▲ 0.6     |
| 6            | ▲ 0.4         | ▲ 0.7          | ▲ 0.5              | 0.3               | 3.0               | ▲ 0.7                | ▲ 3.2   | ▲ 0.4                        | 0.3                 | 0.1       |
| 7            | ▲ 0.5         | ▲ 0.6          | 1.0                | ▲ 3.7             | 2.9               | 1.4                  | 1.5   | ▲ 2.7                        | ▲ 2.5               | ▲ 0.4     |
| 8            | ▲ 0.5         | ▲ 0.7          | 0.2                | 0.1               | 3.8               | 5.6                  | 0.8   | ▲ 4.9                        | ▲ 0.8               | 0.2       |
| 9            | ▲ 0.3         | ▲ 2.0          | ▲ 1.5              | 0.1               | 1.9               | 1.8                  | ▲ 0.8   | ▲ 1.2                        | ▲ 0.3               | 0.4       |
| 10           | ▲ 1.3         | ▲ 0.9          | ▲ 2.0              | 0.3               | 0.9               | ▲ 3.5                | 3.0   | ▲ 6.4                        | ▲ 1.7               | 0.5       |
| 11           | ▲ 0.9         | ▲ 1.6          | ▲ 0.9              | ▲ 1.9             | 3.9               | 0.9                  | 4.7   | ▲ 5.6                        | ▲ 0.6               | ▲ 0.1     |
| 12           | 1.0           | ▲ 0.9          | 0.4                | ▲ 0.3             | 2.1               | ▲ 1.9                | 5.6   | 3.6                          | ▲ 1.3               | 0.0       |
| 17年 1月調査     | ▲ 0.1         | 2.6            | 1.3                | ▲ 1.7             | 0.8               | 1.0                  | ▲ 7.6   | ▲ 2.2                        | ▲ 0.8               | 3.1       |
| 2            | 0.1           | 1.9            | 0.8                | ▲ 0.7             | 2.0               | ▲ 1.6                | ▲ 2.1   | ▲ 0.5                        | ▲ 0.3               | 0.3       |
| 3            | 0.5           | ▲ 0.2          | ▲ 0.1              | ▲ 1.8             | 2.4               | 1.7                  | ▲ 1.4   | 4.0                          | ▲ 1.2               | ▲ 1.1     |

5. 業種別及び特殊分類別指数 5. Indices by Industry and by Use of Goods

(8)-2 製造工業生産予測指数(実現率及び予測修正率) (8)-2 Survey of Production Forecast (Realization Ratio, Amendment Ratio)

| 分類<br>時系列                | 紙・パルプ工業        | その他    | (特掲)機械工業           | (特掲)電気機械工業(旧分類)                     | Industries  |
|--------------------------|----------------|--------|--------------------|-------------------------------------|-------------|
|                          | Pulp and paper | Others | Machinery industry | Electrical machinery (1995 version) | Time series |
| ウェイト                     | 538.8          | 1329.3 | 5366.9             | 2794.8                              | Weight      |
| <b>Realization Ratio</b> |                |        |                    |                                     |             |
| ▲ 0.7                    | 0.7            | ▲ 1.2  | ▲ 2.5              | Jan. survey 2004                    |             |
| ▲ 1.4                    | 0.1            | 0.9    | 0.1                | Feb.                                |             |
| ▲ 0.1                    | 0.9            | 0.4    | 0.8                | Mar.                                |             |
| ▲ 0.0                    | 0.7            | ▲ 1.8  | ▲ 3.1              | Apr.                                |             |
| ▲ 0.5                    | 0.2            | ▲ 2.3  | ▲ 3.8              | May.                                |             |
| ▲ 1.0                    | 0.3            | ▲ 3.5  | ▲ 4.0              | Jun.                                |             |
| ▲ 2.0                    | 0.9            | ▲ 2.1  | ▲ 1.5              | Jul.                                |             |
| ▲ 0.4                    | ▲ 0.6          | ▲ 2.5  | ▲ 3.0              | Aug.                                |             |
| 0.2                      | 0.0            | ▲ 2.2  | ▲ 1.4              | Sep.                                |             |
| 0.2                      | 0.6            | ▲ 4.3  | ▲ 6.8              | Oct.                                |             |
| ▲ 2.5                    | ▲ 1.7          | ▲ 3.5  | ▲ 4.0              | Nov.                                |             |
| ▲ 2.2                    | 0.9            | ▲ 1.2  | 2.0                | Dec.                                |             |
| ▲ 0.7                    | 1.2            | ▲ 1.5  | ▲ 1.0              | Jan. survey 2005                    |             |
| 1.1                      | 1.5            | 0.3    | ▲ 0.6              | Feb.                                |             |
| ▲ 1.2                    | ▲ 0.5          | ▲ 1.1  | 0.7                | Mar.                                |             |
| <b>Amendment Ratio</b>   |                |        |                    |                                     |             |
| ▲ 0.8                    | 0.0            | ▲ 0.1  | 0.0                | Jan. survey 2004                    |             |
| 0.2                      | 2.6            | ▲ 0.7  | ▲ 2.5              | Feb.                                |             |
| 0.3                      | 1.9            | ▲ 0.9  | ▲ 1.6              | Mar.                                |             |
| ▲ 0.1                    | 1.0            | 1.5    | ▲ 3.1              | Apr.                                |             |
| 0.5                      | 0.6            | ▲ 0.4  | ▲ 0.2              | May.                                |             |
| ▲ 1.8                    | ▲ 0.3          | ▲ 0.6  | ▲ 1.7              | Jun.                                |             |
| 0.2                      | 0.8            | ▲ 0.4  | ▲ 1.6              | Jul.                                |             |
| 2.2                      | ▲ 1.3          | ▲ 1.0  | ▲ 2.8              | Aug.                                |             |
| 0.0                      | 0.2            | ▲ 0.2  | 0.0                | Sep.                                |             |
| 0.2                      | 1.2            | ▲ 2.4  | ▲ 2.6              | Oct.                                |             |
| ▲ 0.1                    | ▲ 0.7          | ▲ 0.8  | ▲ 1.4              | Nov.                                |             |
| 0.6                      | ▲ 1.5          | 1.7    | 2.9                | Dec.                                |             |
| ▲ 1.5                    | 2.1            | ▲ 1.7  | ▲ 1.9              | Jan. survey 2005                    |             |
| ▲ 1.4                    | 3.3            | ▲ 0.5  | ▲ 2.7              | Feb.                                |             |
| 0.3                      | ▲ 0.5          | 0.9    | 0.7                | Mar.                                |             |

6. 業種別及び特殊分類別季節指数 6. Seasonal Indices by Industry and by Use of Goods

(1) 生産指数(付加価値額ウエイト) (1) Indices of Industrial Production (Value Added Weights)

| 分類コード<br>時系列 | 製造工業                            |                       |                       |  |                           |                             |                              |                                |                                     |                                 |                            |  |
|--------------|---------------------------------|-----------------------|-----------------------|--|---------------------------|-----------------------------|------------------------------|--------------------------------|-------------------------------------|---------------------------------|----------------------------|--|
|              | 鉱工業<br>Mining and manufacturing | 製造工業<br>Manufacturing | 鉄鋼業<br>Iron and steel | 鉄鋼業<br>Crude steel (incl. Semi-finished steel) | 熱間圧延鋼<br>Hot rolled steel | 鋼管<br>Steel pipes and tubes | 冷間仕上材<br>Cold finished steel | めっき鋼材<br>Metallic coated steel | 鋳鍛造品<br>Steel castings and forgings | (特掲: 普通鋼鋼材)<br>(Ordinary steel) | 非鉄金属<br>Non-ferrous metals | 非鉄金属<br>Refining of non-ferrous metals |
|              | 1                               | 2                     | 3                     | 4  | 5                         | 6                           | 7                            | 8                              | 9                                   | 10                              | 11                         | 12                                     |

季節指数

|    |        |        |        |        |        |        |        |        |        |        |        |        |
|----|--------|--------|--------|--------|--------|--------|--------|--------|--------|--------|--------|--------|
| 1月 | 91.55  | 91.50  | 98.81  | 101.68 | 99.84  | 97.30  | 98.93  | 101.60 | 95.02  | 100.41 | 96.29  | 102.43 |
| 2  | 98.14  | 98.14  | 95.73  | 91.97  | 94.82  | 100.28 | 95.15  | 94.10  | 101.27 | 94.22  | 101.34 | 99.31  |
| 3  | 112.28 | 112.31 | 104.51 | 100.56 | 103.94 | 106.94 | 104.86 | 105.40 | 106.39 | 104.35 | 108.51 | 106.15 |
| 4  | 97.02  | 97.02  | 97.17  | 98.86  | 98.13  | 92.33  | 96.21  | 95.03  | 98.61  | 95.83  | 98.43  | 97.57  |
| 5  | 94.93  | 94.92  | 100.87 | 104.16 | 101.93 | 96.02  | 101.17 | 102.41 | 95.13  | 101.36 | 93.73  | 98.89  |
| 6  | 101.84 | 101.88 | 100.78 | 101.41 | 100.72 | 98.96  | 100.04 | 99.14  | 102.67 | 100.23 | 100.61 | 97.18  |
| 7  | 102.49 | 102.50 | 101.03 | 100.82 | 100.14 | 97.43  | 101.40 | 101.65 | 103.25 | 100.76 | 102.49 | 97.55  |
| 8  | 93.29  | 93.29  | 98.78  | 100.37 | 100.33 | 101.50 | 101.47 | 100.83 | 88.37  | 100.91 | 88.67  | 95.35  |
| 9  | 104.74 | 104.76 | 101.20 | 97.19  | 100.77 | 101.27 | 101.93 | 101.64 | 102.36 | 102.25 | 101.84 | 100.76 |
| 10 | 102.36 | 102.35 | 102.41 | 102.36 | 101.00 | 101.88 | 102.51 | 102.48 | 105.59 | 101.37 | 104.70 | 101.03 |
| 11 | 101.60 | 101.59 | 100.02 | 99.89  | 99.58  | 103.70 | 98.09  | 97.96  | 103.61 | 99.68  | 104.64 | 100.57 |
| 12 | 99.75  | 99.72  | 98.61  | 100.68 | 98.69  | 102.09 | 98.24  | 97.69  | 97.75  | 98.51  | 98.71  | 103.29 |

曜日・祝祭日指数(16年)

|        |        |        |        |        |        |        |        |        |        |        |        |        |
|--------|--------|--------|--------|--------|--------|--------|--------|--------|--------|--------|--------|--------|
| 16年 1月 | 99.68  | 99.68  | 99.84  | 100.06 | 99.85  | 99.97  | 99.78  | 99.79  | 99.62  | 99.83  | 99.65  | 99.91  |
| 2      | 101.78 | 101.78 | 102.37 | 102.99 | 102.47 | 102.53 | 102.39 | 102.32 | 101.56 | 102.39 | 101.63 | 102.41 |
| 3      | 101.78 | 101.80 | 100.87 | 99.63  | 100.77 | 100.19 | 101.17 | 101.13 | 102.15 | 100.89 | 101.96 | 100.48 |
| 4      | 100.53 | 100.54 | 100.11 | 99.74  | 100.04 | 100.09 | 100.03 | 100.11 | 100.69 | 100.09 | 100.65 | 100.15 |
| 5      | 97.89  | 97.88  | 99.02  | 100.50 | 99.16  | 99.76  | 98.73  | 98.74  | 97.44  | 99.00  | 97.66  | 99.43  |
| 6      | 100.68 | 100.69 | 100.22 | 99.74  | 100.15 | 100.10 | 100.20 | 100.26 | 100.86 | 100.21 | 100.80 | 100.19 |
| 7      | 99.68  | 99.68  | 99.84  | 100.06 | 99.85  | 99.97  | 99.78  | 99.79  | 99.62  | 99.83  | 99.65  | 99.91  |
| 8      | 99.83  | 99.83  | 99.95  | 100.06 | 99.96  | 99.98  | 99.95  | 99.94  | 99.79  | 99.95  | 99.80  | 99.95  |
| 9      | 100.38 | 100.39 | 100.01 | 99.73  | 99.93  | 100.08 | 99.86  | 99.96  | 100.52 | 99.98  | 100.50 | 100.11 |
| 10     | 98.48  | 98.48  | 99.45  | 100.52 | 99.60  | 99.80  | 99.42  | 99.33  | 98.12  | 99.46  | 98.25  | 99.58  |
| 11     | 100.38 | 100.39 | 100.01 | 99.73  | 99.93  | 100.08 | 99.86  | 99.96  | 100.52 | 99.98  | 100.50 | 100.11 |
| 12     | 100.87 | 100.88 | 100.22 | 99.61  | 100.11 | 100.13 | 100.14 | 100.24 | 101.11 | 100.19 | 101.05 | 100.25 |

曜日・祝祭日調整季節指数(16年)

|        |        |        |        |        |        |        |        |        |        |        |        |        |
|--------|--------|--------|--------|--------|--------|--------|--------|--------|--------|--------|--------|--------|
| 16年 1月 | 91.26  | 91.21  | 98.65  | 101.74 | 99.69  | 97.27  | 98.71  | 101.39 | 94.66  | 100.24 | 95.95  | 102.34 |
| 2      | 99.89  | 99.89  | 98.00  | 94.72  | 97.16  | 102.82 | 97.42  | 96.28  | 102.85 | 96.47  | 102.99 | 101.70 |
| 3      | 114.28 | 114.33 | 105.42 | 100.19 | 104.74 | 107.14 | 106.09 | 106.59 | 108.68 | 105.28 | 110.64 | 106.66 |
| 4      | 97.53  | 97.54  | 97.28  | 98.60  | 98.17  | 92.41  | 96.24  | 95.13  | 99.29  | 95.92  | 99.07  | 97.72  |
| 5      | 92.93  | 92.91  | 99.88  | 104.68 | 101.07 | 95.79  | 99.89  | 101.12 | 92.69  | 100.35 | 91.54  | 98.33  |
| 6      | 102.53 | 102.58 | 101.00 | 101.15 | 100.87 | 99.06  | 100.24 | 99.40  | 103.55 | 100.44 | 101.41 | 97.36  |
| 7      | 102.16 | 102.17 | 100.87 | 100.88 | 99.99  | 97.40  | 101.18 | 101.44 | 102.86 | 100.59 | 102.13 | 97.46  |
| 8      | 93.13  | 93.13  | 98.73  | 100.43 | 100.29 | 101.48 | 101.42 | 100.77 | 88.18  | 100.86 | 88.49  | 95.30  |
| 9      | 105.14 | 105.17 | 101.21 | 96.93  | 100.70 | 101.35 | 101.79 | 101.60 | 102.89 | 102.23 | 102.35 | 100.87 |
| 10     | 100.80 | 100.79 | 101.85 | 102.89 | 100.60 | 101.68 | 101.92 | 101.79 | 103.60 | 100.82 | 102.87 | 100.61 |
| 11     | 101.99 | 101.99 | 100.03 | 99.62  | 99.51  | 103.78 | 97.95  | 97.92  | 104.15 | 99.66  | 105.16 | 100.68 |
| 12     | 100.62 | 100.60 | 98.83  | 100.29 | 98.80  | 102.22 | 98.38  | 97.92  | 98.84  | 98.70  | 99.75  | 103.55 |

曜日・祝祭日指数(17年)

|        |        |        |        |        |        |        |        |        |        |        |        |        |
|--------|--------|--------|--------|--------|--------|--------|--------|--------|--------|--------|--------|--------|
| 17年 1月 | 99.52  | 99.53  | 100.20 | 100.55 | 100.37 | 99.87  | 100.62 | 100.37 | 99.30  | 100.27 | 99.29  | 99.85  |
| 2      | 99.12  | 99.12  | 99.12  | 99.12  | 99.12  | 99.12  | 99.12  | 99.12  | 99.12  | 99.12  | 99.12  | 99.12  |
| 3      | 100.72 | 100.73 | 100.12 | 99.60  | 100.00 | 100.12 | 99.97  | 100.09 | 100.94 | 100.08 | 100.90 | 100.21 |
| 4      | 99.34  | 99.34  | 99.73  | 100.19 | 99.78  | 99.92  | 99.68  | 99.66  | 99.19  | 99.72  | 99.25  | 99.82  |
| 5      | 99.08  | 99.07  | 99.41  | 100.04 | 99.41  | 99.93  | 99.09  | 99.20  | 98.93  | 99.37  | 99.05  | 99.76  |
| 6      | 100.68 | 100.69 | 100.22 | 99.74  | 100.15 | 100.10 | 100.20 | 100.26 | 100.86 | 100.21 | 100.80 | 100.19 |
| 7      | 98.48  | 98.48  | 99.45  | 100.52 | 99.60  | 99.80  | 99.42  | 99.33  | 98.12  | 99.46  | 98.25  | 99.58  |
| 8      | 101.02 | 101.03 | 100.33 | 99.61  | 100.22 | 100.14 | 100.31 | 100.39 | 101.28 | 100.31 | 101.20 | 100.29 |
| 9      | 100.38 | 100.39 | 100.01 | 99.73  | 99.93  | 100.08 | 99.86  | 99.96  | 100.52 | 99.98  | 100.50 | 100.11 |
| 10     | 98.48  | 98.48  | 99.45  | 100.52 | 99.60  | 99.80  | 99.42  | 99.33  | 98.12  | 99.46  | 98.25  | 99.58  |
| 11     | 100.38 | 100.39 | 100.01 | 99.73  | 99.93  | 100.08 | 99.86  | 99.96  | 100.52 | 99.98  | 100.50 | 100.11 |
| 12     | 99.68  | 99.68  | 99.84  | 100.06 | 99.85  | 99.97  | 99.78  | 99.79  | 99.62  | 99.83  | 99.65  | 99.91  |

曜日・祝祭日調整季節指数(17年)

|        |        |        |        |        |        |        |        |        |        |        |        |        |
|--------|--------|--------|--------|--------|--------|--------|--------|--------|--------|--------|--------|--------|
| 17年 1月 | 91.11  | 91.07  | 99.01  | 102.24 | 100.21 | 97.17  | 99.54  | 101.98 | 94.35  | 100.68 | 95.61  | 102.28 |
| 2      | 97.28  | 97.28  | 94.89  | 91.16  | 93.99  | 99.40  | 94.31  | 93.27  | 100.38 | 93.39  | 100.45 | 98.44  |
| 3      | 113.09 | 113.13 | 104.64 | 100.16 | 103.94 | 107.07 | 104.83 | 105.49 | 107.39 | 104.43 | 109.49 | 106.37 |
| 4      | 96.38  | 96.38  | 96.91  | 99.05  | 97.91  | 92.26  | 95.90  | 94.71  | 97.81  | 95.56  | 97.69  | 97.39  |
| 5      | 94.06  | 94.04  | 100.27 | 104.20 | 101.33 | 95.95  | 100.25 | 101.59 | 94.11  | 100.72 | 92.84  | 98.65  |
| 6      | 102.53 | 102.58 | 101.00 | 101.15 | 100.87 | 99.06  | 100.24 | 99.40  | 103.55 | 100.44 | 101.41 | 97.36  |
| 7      | 100.93 | 100.94 | 100.47 | 101.34 | 99.74  | 97.24  | 100.81 | 100.97 | 101.31 | 100.22 | 100.70 | 97.14  |
| 8      | 94.24  | 94.25  | 99.11  | 99.98  | 100.55 | 101.64 | 101.78 | 101.22 | 89.50  | 101.22 | 89.73  | 95.63  |
| 9      | 105.14 | 105.17 | 101.21 | 96.93  | 100.70 | 101.35 | 101.79 | 101.60 | 102.89 | 102.23 | 102.35 | 100.87 |
| 10     | 100.80 | 100.79 | 101.85 | 102.89 | 100.60 | 101.68 | 101.92 | 101.79 | 103.60 | 100.82 | 102.87 | 100.61 |
| 11     | 101.99 | 101.99 | 100.03 | 99.62  | 99.51  | 103.78 | 97.95  | 97.92  | 104.15 | 99.66  | 105.16 | 100.68 |
| 12     | 99.43  | 99.40  | 98.45  | 100.74 | 98.54  | 102.06 | 98.02  | 97.48  | 97.38  | 98.34  | 98.36  | 103.20 |

6. 業種別及び特殊分類別季節指数 6. Seasonal Indices by Industry and by Use of Goods

(1) 生産指数(付加価値額ウエイト) (1) Indices of Industrial Production (Value Added Weights)

| 分類コード<br>時系列 | 製造工業         |         |      |      |         |         |         |         |         |         |         |         | 建設用金属製品 |         |         |         | 建設用金属製品 |         |         |         | その他の金属製品 |         |         |         | 一般機械    |         |         |         | ボイラ・原動機 |         |         |         | 土木建設    |         |         |         | 化学機械    |         |         |  | Industries Code<br>Time series |
|--------------|--------------|---------|------|------|---------|---------|---------|---------|---------|---------|---------|---------|---------|---------|---------|---------|---------|---------|---------|---------|----------|---------|---------|---------|---------|---------|---------|---------|---------|---------|---------|---------|---------|---------|---------|---------|---------|---------|---------|--|--------------------------------|
|              | 銅・アルミニウム圧延製品 | 電線・ケーブル | 非鉄金属 | 金属製品 | 建設用金属製品 | 建設用金属製品 | 建設用金属製品 | 建設用金属製品 | 建設用金属製品 | 建設用金属製品 | 建設用金属製品 | 建設用金属製品 | 建設用金属製品 | 建設用金属製品 | 建設用金属製品 | 建設用金属製品 | 建設用金属製品 | 建設用金属製品 | 建設用金属製品 | 建設用金属製品 | 建設用金属製品  | 建設用金属製品 | 建設用金属製品 | 建設用金属製品 | 建設用金属製品 | 建設用金属製品 | 建設用金属製品 | 建設用金属製品 | 建設用金属製品 | 建設用金属製品 | 建設用金属製品 | 建設用金属製品 | 建設用金属製品 | 建設用金属製品 | 建設用金属製品 | 建設用金属製品 | 建設用金属製品 | 建設用金属製品 | 建設用金属製品 |  |                                |
|              | 13           | 14      | 15   | 16   | 17      | 18      | 19      | 20      | 21      | 22      | 23      | 24      | 25      | 26      | 27      | 28      | 29      | 30      | 31      | 32      | 33       | 34      | 35      | 36      | 37      | 38      | 39      | 40      | 41      | 42      | 43      | 44      | 45      | 46      | 47      | 48      | 49      | 50      |         |  |                                |

季節指数

|    |        |        |        |        |        |        |        |        |        |        |        |        |      |
|----|--------|--------|--------|--------|--------|--------|--------|--------|--------|--------|--------|--------|------|
| 1月 | 92.13  | 96.79  | 94.85  | 89.63  | 89.74  | 89.98  | 90.10  | 90.91  | 90.34  | 84.16  | 92.97  | 72.85  | Jan. |
| 2  | 97.98  | 105.70 | 101.66 | 95.41  | 98.16  | 92.64  | 92.15  | 97.81  | 100.27 | 98.93  | 99.32  | 101.59 | Feb. |
| 3  | 105.71 | 113.75 | 108.77 | 119.75 | 179.96 | 102.50 | 95.75  | 106.70 | 134.09 | 175.99 | 111.37 | 232.94 | Mar. |
| 4  | 102.86 | 93.20  | 98.73  | 96.20  | 86.78  | 92.87  | 87.38  | 103.54 | 92.07  | 76.41  | 97.99  | 70.36  | Apr. |
| 5  | 100.55 | 85.99  | 93.63  | 92.71  | 78.93  | 95.31  | 83.12  | 98.39  | 89.72  | 82.38  | 90.14  | 76.35  | May. |
| 6  | 104.20 | 97.79  | 102.15 | 99.68  | 87.03  | 99.69  | 92.52  | 104.78 | 102.31 | 108.21 | 99.98  | 91.46  | Jun. |
| 7  | 104.14 | 99.97  | 104.13 | 102.50 | 89.51  | 105.04 | 96.70  | 106.86 | 99.04  | 98.15  | 102.56 | 84.41  | Jul. |
| 8  | 88.93  | 88.37  | 85.62  | 92.34  | 88.19  | 96.06  | 90.45  | 93.34  | 91.98  | 93.58  | 93.84  | 80.50  | Aug. |
| 9  | 99.76  | 103.63 | 103.23 | 105.16 | 116.37 | 105.55 | 109.41 | 100.13 | 113.73 | 119.49 | 112.08 | 136.75 | Sep. |
| 10 | 103.31 | 105.37 | 106.82 | 103.53 | 93.14  | 108.46 | 123.15 | 102.13 | 93.22  | 79.49  | 102.31 | 68.55  | Oct. |
| 11 | 102.84 | 108.41 | 104.58 | 103.77 | 94.12  | 108.72 | 126.38 | 99.91  | 95.63  | 84.29  | 100.64 | 91.23  | Nov. |
| 12 | 97.59  | 100.94 | 95.91  | 99.27  | 98.09  | 103.23 | 113.10 | 95.41  | 97.52  | 98.49  | 96.66  | 93.88  | Dec. |

曜日・祝祭日調整季節指数(2004)

|        |        |        |        |        |        |        |        |        |        |        |        |        |           |
|--------|--------|--------|--------|--------|--------|--------|--------|--------|--------|--------|--------|--------|-----------|
| 16年 1月 | 99.78  | 99.41  | 99.56  | 99.53  | 99.60  | 99.36  | 99.12  | 99.59  | 99.68  | 99.42  | 99.37  | 99.31  | Jan. 2004 |
| 2      | 101.94 | 101.29 | 101.19 | 101.39 | 101.99 | 100.96 | 100.53 | 101.48 | 102.20 | 102.25 | 101.34 | 102.91 | Feb.      |
| 3      | 101.26 | 103.25 | 102.47 | 102.60 | 102.12 | 103.55 | 104.87 | 102.27 | 101.70 | 102.99 |        |        |           |



6. 業種別及び特殊分類別季節指数 6. Seasonal Indices by Industry and by Use of Goods  
 (1) 生産指数(付加価値額ウェイト) (1) Indices of Industrial Production (Value Added Weights)

| 分類<br>コード | 業種別及び特殊分類別                         |   |                        |                      |                           |                            |                               |                      |                     |   |                   |                       |
|-----------|------------------------------------|---|------------------------|----------------------|---------------------------|----------------------------|-------------------------------|----------------------|---------------------|---|-------------------|-----------------------|
|           | 特殊産業<br>機械                         | 風水力機械・<br>油圧機器                                | 運搬機械                   | 産業用<br>ロボット          | 農業用機械                     | 金属工作<br>機                  | 金属加工<br>機                     | 繊維機械                 | 事務用機械               | 冷凍機・<br>同応用品                                | 金<br>型            | 機械工具                  |
| 時系列       | Special<br>industrial<br>machinery | Fans, pumps and<br>oil hydraulic<br>equipment | Conveying<br>machinery | Industrial<br>robots | Agricultural<br>machinery | Metal cutting<br>machinery | Metal<br>forming<br>machinery | Textile<br>machinery | Office<br>machinery | Refrigerating<br>machines and<br>appliances | Molds and<br>dies | Tools for<br>machines |
|           | 25                                 | 26  | 27                     | 28                   | 29                        | 30                         | 31                            | 32                   | 33                  | 34  | 35                | 36                    |

季節指数

| 月  | 25     | 26     | 27     | 28     | 29     | 30     | 31     | 32     | 33     | 34     | 35     | 36     |
|----|--------|--------|--------|--------|--------|--------|--------|--------|--------|--------|--------|--------|
| 1  | 86.34  | 92.59  | 91.96  | 85.62  | 92.52  | 87.37  | 95.19  | 88.27  | 83.39  | 90.45  | 91.73  | 95.33  |
| 2  | 97.27  | 103.69 | 95.46  | 96.78  | 107.78 | 100.50 | 103.60 | 93.20  | 109.20 | 98.15  | 100.85 | 100.43 |
| 3  | 148.21 | 120.07 | 177.61 | 119.88 | 110.73 | 137.26 | 155.34 | 98.22  | 131.37 | 111.43 | 131.38 | 104.49 |
| 4  | 87.26  | 93.19  | 75.89  | 97.94  | 102.16 | 86.58  | 91.41  | 98.41  | 105.10 | 106.21 | 95.03  | 101.96 |
| 5  | 82.77  | 91.54  | 78.20  | 93.93  | 91.43  | 85.95  | 85.44  | 103.65 | 96.81  | 103.20 | 85.77  | 97.62  |
| 6  | 100.39 | 100.67 | 81.56  | 108.04 | 104.93 | 100.60 | 90.38  | 108.66 | 102.36 | 114.64 | 98.97  | 104.19 |
| 7  | 94.23  | 100.10 | 83.68  | 106.07 | 104.51 | 105.63 | 96.68  | 106.29 | 100.09 | 108.36 | 100.10 | 99.64  |
| 8  | 94.60  | 93.54  | 90.99  | 88.40  | 92.93  | 95.79  | 88.64  | 97.91  | 86.91  | 79.31  | 87.37  | 94.75  |
| 9  | 121.85 | 111.73 | 142.89 | 107.10 | 101.04 | 125.40 | 124.40 | 108.77 | 105.34 | 97.71  | 109.46 | 99.72  |
| 10 | 93.38  | 97.71  | 91.32  | 98.62  | 89.43  | 84.48  | 87.11  | 99.31  | 98.13  | 100.78 | 100.24 | 101.44 |
| 11 | 98.58  | 98.58  | 84.62  | 97.60  | 98.42  | 96.04  | 93.82  | 103.22 | 93.85  | 98.78  | 97.59  | 100.18 |
| 12 | 94.74  | 96.54  | 106.60 | 99.88  | 103.84 | 94.32  | 87.39  | 94.53  | 87.65  | 91.12  | 102.05 | 100.28 |

曜日・祝祭日指数(16年)

| 16年 月 | 25     | 26     | 27     | 28     | 29     | 30     | 31     | 32     | 33     | 34     | 35     | 36     |
|-------|--------|--------|--------|--------|--------|--------|--------|--------|--------|--------|--------|--------|
| 1     | 100.58 | 99.56  | 99.48  | 99.74  | 99.49  | 100.05 | 100.24 | 99.33  | 99.71  | 99.39  | 99.66  | 99.47  |
| 2     | 104.41 | 101.89 | 102.49 | 102.48 | 102.13 | 102.15 | 102.87 | 100.49 | 101.53 | 100.77 | 102.62 | 101.20 |
| 3     | 96.76  | 102.33 | 102.64 | 101.35 | 102.69 | 99.84  | 98.74  | 103.79 | 101.65 | 103.43 | 101.70 | 102.98 |
| 4     | 98.87  | 100.31 | 99.64  | 99.90  | 100.00 | 100.54 | 100.04 | 101.43 | 100.81 | 101.23 | 99.69  | 100.88 |
| 5     | 103.98 | 97.40  | 97.30  | 98.58  | 97.13  | 99.96  | 101.34 | 95.44  | 97.92  | 95.90  | 98.29  | 96.51  |
| 6     | 98.63  | 100.60 | 100.13 | 100.13 | 100.41 | 100.39 | 99.84  | 101.68 | 100.88 | 101.47 | 100.02 | 101.13 |
| 7     | 100.58 | 99.56  | 99.48  | 99.74  | 99.49  | 100.05 | 100.24 | 99.33  | 99.71  | 99.39  | 99.66  | 99.47  |
| 8     | 100.34 | 99.85  | 99.97  | 99.97  | 99.90  | 99.90  | 100.04 | 99.58  | 99.78  | 99.63  | 99.99  | 99.72  |
| 9     | 99.11  | 100.03 | 99.15  | 99.67  | 99.58  | 100.69 | 100.24 | 101.18 | 100.74 | 100.98 | 99.36  | 100.61 |
| 10    | 102.99 | 98.52  | 99.25  | 99.50  | 98.77  | 99.37  | 100.53 | 96.39  | 98.18  | 96.82  | 99.62  | 97.50  |
| 11    | 99.11  | 100.03 | 99.15  | 99.67  | 99.58  | 100.69 | 100.24 | 101.18 | 100.74 | 100.98 | 99.36  | 100.61 |
| 12    | 98.19  | 100.60 | 99.70  | 99.97  | 100.20 | 100.74 | 99.95  | 102.27 | 101.24 | 101.96 | 99.71  | 101.45 |

曜日・祝祭日調整済季節指数(16年)

| 16年 月 | 25     | 26     | 27     | 28     | 29     | 30     | 31     | 32     | 33     | 34     | 35     | 36     |
|-------|--------|--------|--------|--------|--------|--------|--------|--------|--------|--------|--------|--------|
| 1     | 86.84  | 92.18  | 91.48  | 85.40  | 92.05  | 87.41  | 95.42  | 87.68  | 83.15  | 89.90  | 91.42  | 94.82  |
| 2     | 101.56 | 105.65 | 97.84  | 99.18  | 110.08 | 102.66 | 106.57 | 93.66  | 110.87 | 98.91  | 103.49 | 101.64 |
| 3     | 143.41 | 122.87 | 182.30 | 121.50 | 113.71 | 137.04 | 153.38 | 101.94 | 133.54 | 115.25 | 133.61 | 107.60 |
| 4     | 86.27  | 93.48  | 75.62  | 97.84  | 102.16 | 87.05  | 91.45  | 99.82  | 105.95 | 107.52 | 94.74  | 102.86 |
| 5     | 86.06  | 89.16  | 76.09  | 92.60  | 88.81  | 85.92  | 86.58  | 98.92  | 94.80  | 98.97  | 84.30  | 94.21  |
| 6     | 99.01  | 101.27 | 81.67  | 108.18 | 105.36 | 100.99 | 90.24  | 110.49 | 103.26 | 116.33 | 98.99  | 105.37 |
| 7     | 94.78  | 99.66  | 83.24  | 105.79 | 103.98 | 105.68 | 96.91  | 105.58 | 99.80  | 107.70 | 99.76  | 99.11  |
| 8     | 94.92  | 93.40  | 90.96  | 88.37  | 92.84  | 95.69  | 88.68  | 97.50  | 86.72  | 79.02  | 87.36  | 94.48  |
| 9     | 120.77 | 111.76 | 141.68 | 106.75 | 100.62 | 126.27 | 124.70 | 110.05 | 106.12 | 98.67  | 108.76 | 100.33 |
| 10    | 96.17  | 96.26  | 90.64  | 98.13  | 88.33  | 83.95  | 87.57  | 95.72  | 96.34  | 97.58  | 99.86  | 98.90  |
| 11    | 97.70  | 98.61  | 83.90  | 97.28  | 98.01  | 96.70  | 94.05  | 104.44 | 94.54  | 99.75  | 96.97  | 100.79 |
| 12    | 93.03  | 97.12  | 106.28 | 99.85  | 104.05 | 95.02  | 87.35  | 96.68  | 88.74  | 92.91  | 101.75 | 101.73 |

曜日・祝祭日指数(17年)

| 17年 月 | 25     | 26     | 27     | 28     | 29     | 30     | 31     | 32     | 33     | 34     | 35     | 36     |
|-------|--------|--------|--------|--------|--------|--------|--------|--------|--------|--------|--------|--------|
| 1     | 101.24 | 100.50 | 102.68 | 101.12 | 101.64 | 98.33  | 99.12  | 98.06  | 98.65  | 98.44  | 101.94 | 99.23  |
| 2     | 99.12  | 99.12  | 99.12  | 99.12  | 99.12  | 99.12  | 99.12  | 99.12  | 99.12  | 99.12  | 99.12  | 99.12  |
| 3     | 98.43  | 100.31 | 99.21  | 99.74  | 99.77  | 100.89 | 100.15 | 102.03 | 101.17 | 101.72 | 99.38  | 101.18 |
| 4     | 101.27 | 99.26  | 99.41  | 99.67  | 99.28  | 99.86  | 100.32 | 98.49  | 99.27  | 98.66  | 99.65  | 98.90  |
| 5     | 101.55 | 98.42  | 97.52  | 98.82  | 97.83  | 100.65 | 101.05 | 98.36  | 99.44  | 98.44  | 98.33  | 98.46  |
| 6     | 98.63  | 100.60 | 100.13 | 100.13 | 100.41 | 100.39 | 99.84  | 101.68 | 100.88 | 101.47 | 100.02 | 101.13 |
| 7     | 102.99 | 98.52  | 99.25  | 99.50  | 98.77  | 99.37  | 100.53 | 96.39  | 98.18  | 96.82  | 99.62  | 97.50  |
| 8     | 97.95  | 100.89 | 100.19 | 100.20 | 100.61 | 100.59 | 99.75  | 102.53 | 101.31 | 102.21 | 100.04 | 101.70 |
| 9     | 99.11  | 100.03 | 99.15  | 99.67  | 99.58  | 100.69 | 100.24 | 101.18 | 100.74 | 100.98 | 99.36  | 100.61 |
| 10    | 102.99 | 98.52  | 99.25  | 99.50  | 98.77  | 99.37  | 100.53 | 96.39  | 98.18  | 96.82  | 99.62  | 97.50  |
| 11    | 99.11  | 100.03 | 99.15  | 99.67  | 99.58  | 100.69 | 100.24 | 101.18 | 100.74 | 100.98 | 99.36  | 100.61 |
| 12    | 100.58 | 99.56  | 99.48  | 99.74  | 99.49  | 100.05 | 100.24 | 99.33  | 99.71  | 99.39  | 99.66  | 99.47  |

曜日・祝祭日調整済季節指数(17年)

| 17年 月 | 25     | 26     | 27     | 28     | 29     | 30     | 31     | 32     | 33     | 34     | 35     | 36     |
|-------|--------|--------|--------|--------|--------|--------|--------|--------|--------|--------|--------|--------|
| 1     | 87.41  | 93.05  | 94.42  | 86.58  | 94.04  | 85.91  | 94.35  | 86.56  | 82.26  | 89.04  | 93.51  | 94.60  |
| 2     | 96.41  | 102.78 | 94.62  | 95.93  | 106.83 | 99.62  | 102.69 | 92.38  | 108.24 | 97.29  | 99.96  | 99.55  |
| 3     | 145.88 | 120.44 | 176.21 | 119.57 | 110.48 | 138.48 | 155.57 | 100.21 | 132.91 | 113.35 | 130.57 | 105.72 |
| 4     | 88.37  | 92.50  | 75.44  | 97.62  | 101.42 | 86.46  | 91.70  | 96.92  | 104.33 | 104.79 | 94.70  | 100.84 |
| 5     | 84.05  | 90.09  | 76.26  | 92.82  | 89.45  | 86.51  | 86.34  | 101.95 | 96.27  | 101.59 | 84.34  | 96.12  |
| 6     | 99.01  | 101.27 | 81.67  | 108.18 | 105.36 | 100.99 | 90.24  | 110.49 | 103.26 | 116.33 | 98.99  | 105.37 |
| 7     | 97.05  | 98.62  | 83.05  | 105.54 | 103.22 | 104.96 | 97.19  | 102.45 | 98.27  | 104.91 | 99.72  | 97.15  |
| 8     | 92.66  | 94.37  | 91.16  | 88.58  | 93.50  | 96.36  | 88.42  | 100.39 | 88.05  | 81.06  | 87.40  | 96.36  |
| 9     | 120.77 | 111.76 | 141.68 | 106.75 | 100.62 | 126.27 | 124.70 | 110.05 | 106.12 | 98.67  | 108.76 | 100.33 |
| 10    | 96.17  | 96.26  | 90.64  | 98.13  | 88.33  | 83.95  | 87.57  | 95.72  | 96.34  | 97.58  | 99.86  | 98.90  |
| 11    | 97.70  | 98.61  | 83.90  | 97.28  | 98.01  | 96.70  | 94.05  | 104.44 | 94.54  | 99.75  | 96.97  | 100.79 |
| 12    | 95.29  | 96.12  | 106.05 | 99.62  | 103.31 | 94.37  | 87.60  | 93.90  | 87.40  | 90.56  | 101.70 | 99.75  |

6. 業種別及び特殊分類別季節指数 6. Seasonal Indices by Industry and by Use of Goods  
 (1) 生産指数(付加価値額ウェイト) (1) Indices of Industrial Production (Value Added Weights)

| 分類<br>コード | 業種別及び特殊分類別                       |                                     |                         |                                     |                                       |                      |                                      |                                     |                                       |  |           |   |
|-----------|----------------------------------|-------------------------------------|-------------------------|-------------------------------------|---------------------------------------|----------------------|--------------------------------------|-------------------------------------|---------------------------------------|--|-----------|---|
|           | その他の<br>一般機械                     | 一般機械<br>器具部品                        | 電気機械<br>工業              | 回転電気<br>機械                          | 静止電気<br>機械                            | 開閉制御<br>装置・機械        | 民生用<br>電気機械                          | 配線・<br>照明器具                         | 電<br>子<br>装<br>置                      | 電気計測器                                  | 電<br>池    | 情報通信<br>機械工業  |
| 時系列       | Other<br>industrial<br>machinery | Parts of<br>industrial<br>machinery | Electrical<br>machinery | Electrical<br>rotating<br>machinery | Electrical<br>stationary<br>machinery | Switching<br>devices | Household<br>electrical<br>machinery | Wiring<br>devices and<br>luminaries | Associated<br>electronic<br>equipment | Electrical<br>measuring<br>instruments | Batteries | Information<br>and<br>communication<br>electronics<br>equipment |
|           | 37                               | 38                                  | 39                      | 40                                  | 41                                    | 42                   | 43                                   | 44                                  | 45                                    | 46                                     | 47        | 48  |

季節指数

| 月  | 37     | 38     | 39     | 40     | 41     | 42     | 43     | 44     | 45     | 46     | 47     | 48     |
|----|--------|--------|--------|--------|--------|--------|--------|--------|--------|--------|--------|--------|
| 1  | 88.29  | 98.01  | 89.66  | 92.11  | 92.32  | 88.21  | 80.49  | 93.10  | 86.91  | 92.37  | 90.66  | 88.60  |
| 2  | 111.70 | 104.44 | 99.65  | 98.97  | 106.52 | 97.21  | 103.01 | 100.27 | 106.86 | 105.89 | 93.41  | 96.30  |
| 3  | 147.56 | 110.04 | 130.27 | 109.93 | 139.79 | 176.46 | 117.21 | 102.21 | 170.26 | 172.09 | 98.71  | 127.75 |
| 4  | 111.64 | 96.15  | 97.03  | 100.87 | 86.60  | 88.27  | 115.55 | 101.29 | 78.62  | 82.45  | 95.66  | 92.43  |
| 5  | 99.93  | 93.03  | 94.39  | 99.14  | 89.83  | 79.45  | 114.89 | 88.77  | 82.06  | 82.76  | 95.28  | 93.46  |
| 6  | 115.28 | 99.95  | 103.92 | 108.02 | 102.99 | 92.13  | 128.85 | 94.90  | 87.55  | 92.20  | 100.77 | 105.59 |
| 7  | 91.96  | 100.84 | 102.67 | 107.08 | 97.70  | 89.42  | 126.72 | 99.14  | 85.51  | 93.20  | 104.72 | 97.36  |
| 8  | 82.54  | 88.95  | 85.28  | 88.73  | 84.29  | 84.98  | 74.07  | 93.60  | 88.17  | 89.66  | 91.23  | 86.62  |
| 9  | 104.37 | 103.14 | 107.12 | 103.01 | 116.70 | 128.41 | 79.77  | 101.13 | 137.81 | 132.48 | 104.22 | 112.75 |
| 10 | 79.35  | 102.96 | 94.88  | 99.37  | 90.64  | 87.55  | 83.10  | 108.50 | 76.91  | 77.27  | 112.09 | 97.90  |
| 11 | 75.74  | 102.66 | 96.72  | 98.13  | 93.88  | 90.09  | 87.75  | 111.13 | 92.10  | 81.05  | 108.50 | 101.23 |
| 12 | 91.88  | 99.57  | 98.43  | 94.47  | 98.33  | 97.72  | 88.55  | 105.96 | 107.36 | 93.02  | 104.76 | 100.14 |

曜日・祝祭日指数(16年)

| 16年 月 | 37    | 38 | 39 | 40 | 41 | 42 | 43 | 44 | 45 | 46 | 47 | 48 |
|-------|-------|----|----|----|----|----|----|----|----|----|----|----|
| 1     | 99.58 |    |    |    |    |    |    |    |    |    |    |    |

6. 業種別及び特殊分類別季節指数 6. Seasonal Indices by Industry and by Use of Goods  
 (1) 生産指数(付加価値額ウェイト) (1) Indices of Industrial Production (Value Added Weights)

| 分類コード | 通信機械                    | 民生用電子機械                        | 電子計算機                | 電子部品・デバイス工業                  | 電子部品             | 半導体素子                 | 集積回路                | 半導体部品               | 輸送機械工業              | 輸送機械工業(除車・トラック)  | 乗用車            | バス    |
|-------|-------------------------|--------------------------------|----------------------|------------------------------|------------------|-----------------------|---------------------|---------------------|---------------------|--|----------------|-------|
|       | Communication equipment | Household electronic machinery | Electronic computers | Electronic parts and devices | Electronic parts | Semiconductor devices | Integrated circuits | Semiconductor parts | Transport equipment | Transport equipment (excl. Steel ships and rolling stocks) | Passenger cars | Buses |
| 時系列   | 49                      | 50                             | 51                   | 52                           | 53               | 54                    | 55                  | 56                  | 57                  | 58   | 59             | 60    |

季節指数

|    |        |        |        |        |        |        |        |        |        |        |        |        |
|----|--------|--------|--------|--------|--------|--------|--------|--------|--------|--------|--------|--------|
| 1月 | 89.64  | 72.29  | 92.31  | 93.72  | 92.56  | 91.08  | 94.15  | 97.03  | 94.98  | 95.45  | 95.52  | 95.58  |
| 2  | 95.85  | 82.66  | 107.12 | 94.62  | 93.87  | 93.08  | 95.20  | 94.25  | 104.56 | 105.09 | 106.59 | 113.16 |
| 3  | 136.08 | 100.86 | 139.86 | 103.58 | 103.84 | 101.13 | 104.28 | 102.60 | 113.46 | 113.09 | 114.38 | 121.01 |
| 4  | 95.37  | 96.48  | 81.24  | 97.55  | 99.59  | 98.16  | 95.30  | 101.27 | 91.39  | 92.70  | 91.96  | 88.63  |
| 5  | 91.33  | 102.13 | 89.70  | 99.86  | 99.17  | 102.02 | 99.99  | 100.46 | 90.28  | 90.09  | 89.24  | 90.28  |
| 6  | 103.51 | 109.14 | 103.87 | 103.85 | 102.85 | 105.49 | 103.73 | 107.09 | 102.59 | 102.64 | 103.31 | 102.75 |
| 7  | 102.07 | 105.47 | 91.17  | 104.02 | 103.08 | 108.60 | 103.73 | 107.55 | 105.84 | 105.46 | 105.28 | 99.31  |
| 8  | 90.08  | 87.89  | 85.22  | 97.65  | 95.31  | 98.57  | 99.29  | 102.79 | 84.84  | 83.51  | 81.50  | 87.68  |
| 9  | 105.38 | 109.43 | 121.48 | 103.94 | 103.60 | 101.93 | 104.82 | 99.64  | 107.14 | 106.83 | 107.13 | 105.08 |
| 10 | 86.12  | 120.52 | 93.65  | 103.46 | 104.80 | 104.61 | 103.03 | 96.72  | 105.49 | 106.37 | 106.46 | 99.61  |
| 11 | 98.43  | 119.29 | 92.01  | 100.99 | 102.34 | 99.84  | 100.64 | 94.43  | 103.76 | 104.38 | 105.16 | 102.58 |
| 12 | 106.17 | 94.05  | 102.28 | 96.62  | 98.92  | 95.18  | 95.62  | 95.70  | 95.88  | 94.60  | 93.73  | 94.90  |

曜日・祝祭日指数(16年)

|        |        |        |        |        |        |        |        |        |        |        |        |        |
|--------|--------|--------|--------|--------|--------|--------|--------|--------|--------|--------|--------|--------|
| 16年 1月 | 99.51  | 99.12  | 99.92  | 99.71  | 99.64  | 99.73  | 99.77  | 99.77  | 99.55  | 99.50  | 99.46  | 99.36  |
| 2      | 101.32 | 100.53 | 101.26 | 101.91 | 101.85 | 101.68 | 101.94 | 102.19 | 101.04 | 100.96 | 100.80 | 101.01 |
| 3      | 102.71 | 104.89 | 100.64 | 101.59 | 101.96 | 101.52 | 101.27 | 101.26 | 102.59 | 102.86 | 103.10 | 103.54 |
| 4      | 100.81 | 101.18 | 101.27 | 100.44 | 100.43 | 100.68 | 100.47 | 100.23 | 101.12 | 101.15 | 101.27 | 100.96 |
| 5      | 96.81  | 94.42  | 98.78  | 98.14  | 97.75  | 98.11  | 98.45  | 98.57  | 96.81  | 96.52  | 96.23  | 95.89  |
| 6      | 101.04 | 101.66 | 101.08 | 100.58 | 100.63 | 100.76 | 100.37 | 101.26 | 101.32 | 101.45 | 101.28 | 101.28 |
| 7      | 99.51  | 99.12  | 99.92  | 99.71  | 99.64  | 99.73  | 99.77  | 99.77  | 99.55  | 99.50  | 99.46  | 99.36  |
| 8      | 99.74  | 99.59  | 99.73  | 99.85  | 99.84  | 99.81  | 99.86  | 99.91  | 99.69  | 99.67  | 99.64  | 99.68  |
| 9      | 100.59 | 100.71 | 101.47 | 100.29 | 100.23 | 100.61 | 100.39 | 100.09 | 100.99 | 100.97 | 101.07 | 100.63 |
| 10     | 97.69  | 96.23  | 98.02  | 98.70  | 98.55  | 98.40  | 98.80  | 99.13  | 97.34  | 97.19  | 96.94  | 97.13  |
| 11     | 100.59 | 100.71 | 101.47 | 100.29 | 100.23 | 100.61 | 100.39 | 100.09 | 100.99 | 100.97 | 101.07 | 100.63 |
| 12     | 101.33 | 102.01 | 101.82 | 100.73 | 100.74 | 101.06 | 100.74 | 100.41 | 101.75 | 101.81 | 101.99 | 101.59 |

曜日・祝祭日調整済季節指数(16年)

|        |        |        |        |        |        |        |        |        |        |        |        |        |
|--------|--------|--------|--------|--------|--------|--------|--------|--------|--------|--------|--------|--------|
| 16年 1月 | 89.20  | 71.65  | 92.24  | 93.45  | 92.23  | 90.83  | 93.93  | 96.81  | 94.55  | 94.97  | 95.00  | 94.97  |
| 2      | 97.12  | 83.10  | 108.47 | 96.43  | 96.61  | 94.64  | 97.05  | 96.31  | 105.65 | 106.10 | 107.44 | 114.30 |
| 3      | 139.77 | 105.79 | 140.76 | 105.23 | 105.88 | 102.67 | 105.60 | 103.89 | 116.40 | 116.32 | 117.93 | 125.29 |
| 4      | 96.14  | 97.62  | 82.27  | 97.98  | 100.02 | 98.83  | 95.75  | 101.50 | 92.41  | 93.77  | 93.13  | 89.48  |
| 5      | 88.42  | 96.43  | 88.61  | 98.00  | 96.94  | 100.09 | 98.44  | 99.02  | 87.40  | 86.95  | 85.88  | 86.57  |
| 6      | 104.59 | 110.95 | 104.99 | 104.45 | 103.50 | 106.29 | 104.31 | 107.49 | 103.88 | 103.99 | 104.81 | 104.07 |
| 7      | 101.57 | 104.54 | 91.10  | 103.72 | 102.71 | 108.31 | 103.49 | 107.30 | 105.36 | 104.93 | 104.71 | 98.67  |
| 8      | 89.85  | 87.53  | 84.99  | 97.50  | 95.16  | 98.38  | 99.15  | 102.70 | 84.58  | 83.23  | 81.21  | 87.40  |
| 9      | 106.00 | 110.21 | 123.27 | 104.24 | 103.84 | 102.55 | 105.23 | 99.73  | 108.20 | 107.87 | 108.28 | 105.74 |
| 10     | 84.13  | 115.98 | 91.80  | 102.12 | 103.28 | 102.94 | 101.79 | 95.88  | 102.68 | 103.38 | 103.20 | 96.75  |
| 11     | 99.01  | 120.14 | 93.36  | 101.28 | 102.58 | 100.45 | 101.03 | 94.51  | 104.79 | 105.39 | 106.29 | 103.23 |
| 12     | 107.58 | 95.94  | 104.14 | 97.33  | 99.65  | 96.19  | 96.33  | 96.09  | 97.56  | 96.31  | 95.60  | 96.41  |

曜日・祝祭日指数(17年)

|        |        |        |        |        |        |        |        |        |        |        |        |        |
|--------|--------|--------|--------|--------|--------|--------|--------|--------|--------|--------|--------|--------|
| 17年 1月 | 99.25  | 99.39  | 96.69  | 99.69  | 99.94  | 98.92  | 99.40  | 100.11 | 98.28  | 98.37  | 98.18  | 99.30  |
| 2      | 99.12  | 99.12  | 99.12  | 99.12  | 99.12  | 99.12  | 99.12  | 99.12  | 99.12  | 99.12  | 99.12  | 99.12  |
| 3      | 101.10 | 101.54 | 102.03 | 100.58 | 100.54 | 100.99 | 100.66 | 100.27 | 101.61 | 101.62 | 101.79 | 101.27 |
| 4      | 98.99  | 98.30  | 99.38  | 99.42  | 99.33  | 99.35  | 99.49  | 99.59  | 99.92  | 98.84  | 98.74  | 98.72  |
| 5      | 98.61  | 97.26  | 100.70 | 99.14  | 98.83  | 99.43  | 99.42  | 99.20  | 99.00  | 98.81  | 98.73  | 98.10  |
| 6      | 101.04 | 101.66 | 101.08 | 100.58 | 100.63 | 100.76 | 100.56 | 100.37 | 101.26 | 101.32 | 101.45 | 101.28 |
| 7      | 97.69  | 96.23  | 98.02  | 98.70  | 98.55  | 98.40  | 98.80  | 99.13  | 97.34  | 97.19  | 96.94  | 97.13  |
| 8      | 101.56 | 102.49 | 101.63 | 100.87 | 100.94 | 101.14 | 100.83 | 100.55 | 101.89 | 101.98 | 102.17 | 101.92 |
| 9      | 100.59 | 100.71 | 101.47 | 100.29 | 100.23 | 100.61 | 100.39 | 100.09 | 100.99 | 100.97 | 101.07 | 100.63 |
| 10     | 97.69  | 96.23  | 98.02  | 98.70  | 98.55  | 98.40  | 98.80  | 99.13  | 97.34  | 97.19  | 96.94  | 97.13  |
| 11     | 100.59 | 100.71 | 101.47 | 100.29 | 100.23 | 100.61 | 100.39 | 100.09 | 100.99 | 100.97 | 101.07 | 100.63 |
| 12     | 99.51  | 99.12  | 99.92  | 99.71  | 99.64  | 99.73  | 99.77  | 99.77  | 99.55  | 99.50  | 99.46  | 99.36  |

曜日・祝祭日調整済季節指数(17年)

|        |        |        |        |        |        |        |        |        |        |        |        |        |
|--------|--------|--------|--------|--------|--------|--------|--------|--------|--------|--------|--------|--------|
| 17年 1月 | 88.97  | 71.85  | 89.25  | 93.43  | 92.50  | 90.10  | 93.59  | 97.14  | 93.35  | 93.89  | 93.78  | 94.91  |
| 2      | 95.01  | 81.93  | 106.18 | 93.79  | 93.04  | 92.26  | 94.36  | 93.42  | 103.64 | 104.17 | 105.65 | 112.16 |
| 3      | 137.58 | 102.41 | 142.70 | 104.18 | 104.40 | 102.13 | 104.97 | 102.88 | 115.29 | 114.92 | 116.43 | 122.55 |
| 4      | 94.41  | 94.84  | 80.74  | 96.98  | 98.92  | 97.52  | 94.81  | 100.85 | 90.40  | 91.62  | 90.80  | 87.50  |
| 5      | 90.06  | 99.33  | 90.33  | 99.00  | 98.01  | 101.44 | 99.41  | 99.66  | 89.38  | 89.02  | 88.11  | 88.56  |
| 6      | 104.59 | 110.95 | 104.99 | 104.45 | 103.50 | 106.29 | 104.31 | 107.49 | 103.88 | 103.99 | 104.81 | 104.07 |
| 7      | 99.71  | 101.49 | 89.36  | 102.67 | 101.59 | 106.86 | 102.49 | 106.61 | 103.02 | 102.50 | 102.06 | 96.46  |
| 8      | 91.49  | 90.08  | 86.61  | 98.50  | 96.21  | 99.69  | 100.11 | 103.36 | 86.44  | 85.16  | 83.27  | 89.36  |
| 9      | 106.00 | 110.21 | 123.27 | 104.24 | 103.84 | 102.55 | 105.23 | 99.73  | 108.20 | 107.87 | 108.28 | 105.74 |
| 10     | 84.13  | 115.98 | 91.80  | 102.12 | 103.28 | 102.94 | 101.79 | 95.88  | 102.68 | 103.38 | 103.20 | 96.75  |
| 11     | 99.01  | 120.14 | 93.36  | 101.28 | 102.58 | 100.45 | 101.03 | 94.51  | 104.79 | 105.39 | 106.29 | 103.23 |
| 12     | 105.65 | 93.22  | 102.20 | 96.34  | 98.56  | 94.92  | 95.40  | 95.48  | 95.45  | 94.13  | 93.22  | 94.29  |

6. 業種別及び特殊分類別季節指数 6. Seasonal Indices by Industry and by Use of Goods  
 (1) 生産指数(付加価値額ウェイト) (1) Indices of Industrial Production (Value Added Weights)

| 分類コード | トラック   | 自動車部品               | 二輪自動車       | 産業車両                | 船舶・同機関                 | (特種:乗用車・バス・トラック)                   | 精密機械工業                | 計測機器                              | 光学機械・同部品                    | 時計                 | 窯業・土石製品工業                         | ガラス・同製品                  | Industries Code |
|-------|--------|---------------------|-------------|---------------------|------------------------|------------------------------------|-----------------------|-----------------------------------|-----------------------------|--------------------|-----------------------------------|--------------------------|-----------------|
|       | Trucks | Motor vehicle parts | Motorcycles | Industrial vehicles | Ships and ship engines | (Passenger cars, buses and trucks) | Precision instruments | Measuring machine and instruments | Optical apparatus and parts | Watches and clocks | Ceramics, stone and clay products | Glass and glass products | Time series     |
| 時系列   | 61     | 62                  | 63          | 64                  | 65                     | 67                                 | 68                    | 69                                | 70                          | 71                 | 72                                | 73                       |                 |

季節指数

|    |        |        |        |        |        |        |        |        |        |        |        |        |      |
|----|--------|--------|--------|--------|--------|--------|--------|--------|--------|--------|--------|--------|------|
| 1月 | 93.91  | 94.92  | 108.11 | 90.38  | 96.36  | 95.33  | 90.27  | 90.82  | 91.40  | 88.77  | 93.21  | 98.57  | Jan. |
| 2  | 101.57 | 103.23 | 120.51 | 93.08  | 92.44  | 105.88 | 97.81  | 102.05 | 91.05  | 92.24  | 100.02 | 95.20  | Feb. |
| 3  | 110.04 | 111.21 | 124.04 | 109.54 | 94.54  | 113.85 | 113.29 | 123.50 | 103.51 | 95.99  | 104.89 | 101.42 | Mar. |
| 4  | 89.00  | 96.54  | 89.44  | 84.20  | 91.75  | 91.17  | 96.57  | 91.55  | 97.01  | 102.18 | 97.41  | 97.43  | Apr. |
| 5  | 92.20  | 91.62  | 76.82  | 82.90  | 97.49  | 89.85  | 94.40  | 92.66  | 97.46  | 99.14  | 94.61  | 99.02  | May. |
| 6  | 105.85 | 101.93 | 88.06  | 96.07  | 107.54 | 103.73 | 100.63 | 101.82 | 95.69  | 101.39 | 100.35 | 101.43 | Jun. |
| 7  | 111.67 | 105.43 | 90.42  | 96.02  | 106.21 | 106.22 | 103.53 | 104.34 | 103.73 | 102.64 | 100.68 | 102.14 | Jul. |
| 8  | 90.04  | 84.71  | 77.73  | 87.60  | 104.28 | 82.57  | 95.05  | 93.25  | 96.61  | 99.85  | 91.44  | 94.95  | Aug. |
| 9  | 112.39 | 105.08 | 99.44  | 116.23 | 101.13 | 107.93 | 112.37 | 113.69 | 109.10 | 102.72 | 99.70  | 98.72  | Sep. |
| 10 | 104.92 | 106.24 | 105.16 | 114.16 | 104.59 | 106.20 | 99.09  | 93.55  | 111.29 | 107.10 | 105.89 | 104.20 | Oct. |
| 11 | 99.64  | 103.77 | 106.82 | 119.65 | 103.78 | 104.45 | 100.09 | 96.80  | 108.80 | 105.15 | 106.36 | 102.81 | Nov. |
| 12 | 88.66  | 95.36  | 113.66 | 110.50 | 100.19 | 93.05  | 96.91  | 96.01  | 94.74  | 102.68 | 105.40 | 104.11 | Dec. |

曜日・祝祭日調整済季節指数(2004)

|        |        |        |        |        |        |        |        |        |        |        |        |        |           |
|--------|--------|--------|--------|--------|--------|--------|--------|--------|--------|--------|--------|--------|-----------|
| 16年 1月 | 99.57  | 99.57  | 99.51  | 99.64  | 100.13 | 99.48  | 99.89  | 99.82  | 99.93  | 99.80  | 99.80  | 99.80  | Jan. 2004 |
| 2      | 101.19 | 101.09 | 101.65 | 101.35 | 103.04 | 100.88 | 102.02 | 102.31 | 100.89 | 102.25 | 102.30 | 102.30 | Feb.      |
| 3      | 102.44 | 102.49 | 102.65 | 102.07 | 99.25  | 103.01 | 100.71 | 100.93 | 100.67 | 101.06 | 101.07 | 101.06 | Mar.      |
| 4      | 101.00 | 101.09 | 100.49 | 100.90 | 99.76  | 101.20 | 100.50 | 100.16 | 101.64 | 100.19 | 100.14 | 100.20 | Apr.      |
| 5      | 97.02  | 96.93  | 97.00  | 97.44  | 100.90 | 96.35  | 99.05  | 98.94  | 98.57  | 98.78  | 98.79  | 98.78  | May.      |
| 6      | 101.14 | 101.22 | 100.78 | 101.01 | 99.70  | 101.38 | 100.49 | 100.27 | 101.37 | 100.31 | 100.27 | 100.32 | Jun.      |
| 7      | 99.57  | 9      |        |        |        |        |        |        |        |        |        |        |           |

6. 業種別及び特殊分類別季節指数 6. Seasonal Indices by Industry and by Use of Goods  
 (1) 生産指数(付加価値額ウェイト) (1) Indices of Industrial Production (Value Added Weights)

| 分類コード<br>時系列 | 業種別                        |                                 |   |           |                         |             |                             |  |                     |   |                                     |                              |
|--------------|----------------------------|---------------------------------|---|-----------|-------------------------|-------------|-----------------------------|--|---------------------|---|-------------------------------------|------------------------------|
|              | セメント・同製品                   | 陶磁器・ファイナセラミックス                  | その他の窯業・土石製品                             | 化学工業      | 化学工業(除医薬品)              | 化学肥料        | ソーダ工業製品                     | 無機薬品・顔料・触媒   | 高圧ガス                | 石油系芳香族                                    | 環式中間物・合成染料                          | 有機薬品                         |
|              | Cement and cement products | Ceramic wares and fine ceramics | Other ceramics, stone and clay products | Chemicals | Chemicals (excl. Drugs) | Fertilizers | Industrial sodium chemicals | Industrial inorganic chemicals, pigment and catalyst | High compressed gas | Aromatic hydrocarbons (Petroleum, origin) | Cyclic chemicals and synthetic dyes | Industrial organic chemicals |
|              | 74                         | 75                              | 76                                      | 77        | 78                      | 79          | 80                          | 81   | 82                  | 83  | 84                                  | 85                           |

季節指数

|    |        |        |        |        |        |        |        |        |        |        |        |        |
|----|--------|--------|--------|--------|--------|--------|--------|--------|--------|--------|--------|--------|
| 1月 | 90.08  | 92.26  | 95.63  | 93.47  | 96.37  | 103.57 | 105.86 | 97.09  | 100.32 | 109.15 | 107.80 | 108.22 |
| 2  | 102.89 | 100.40 | 98.06  | 96.75  | 97.41  | 105.88 | 98.54  | 99.52  | 95.69  | 97.09  | 97.88  | 98.70  |
| 3  | 105.95 | 105.44 | 102.09 | 101.99 | 101.00 | 108.59 | 102.01 | 105.98 | 102.42 | 106.70 | 100.23 | 102.35 |
| 4  | 94.42  | 102.46 | 97.91  | 100.06 | 99.81  | 103.88 | 99.70  | 99.06  | 99.13  | 99.81  | 94.74  | 94.58  |
| 5  | 91.65  | 93.18  | 94.66  | 96.86  | 96.09  | 101.26 | 91.93  | 94.49  | 96.51  | 94.11  | 98.49  | 92.55  |
| 6  | 98.58  | 101.42 | 100.57 | 100.13 | 98.44  | 94.68  | 93.25  | 102.15 | 100.44 | 87.31  | 92.47  | 86.13  |
| 7  | 98.87  | 101.87 | 102.23 | 104.24 | 104.16 | 86.87  | 101.89 | 104.53 | 104.07 | 100.91 | 102.89 | 100.19 |
| 8  | 89.76  | 88.30  | 95.47  | 95.92  | 97.95  | 88.36  | 99.87  | 94.07  | 101.73 | 104.75 | 103.12 | 103.41 |
| 9  | 99.17  | 102.16 | 100.83 | 100.37 | 100.01 | 101.55 | 97.83  | 101.34 | 99.70  | 99.94  | 93.46  | 98.05  |
| 10 | 108.81 | 106.93 | 104.82 | 104.90 | 103.37 | 102.07 | 98.88  | 99.50  | 99.01  | 95.73  | 100.52 | 104.27 |
| 11 | 110.28 | 104.62 | 104.98 | 103.17 | 102.71 | 98.79  | 103.46 | 100.30 | 98.19  | 96.83  | 99.27  | 102.65 |
| 12 | 109.60 | 100.69 | 102.72 | 102.08 | 102.69 | 104.38 | 106.72 | 101.77 | 102.90 | 107.69 | 109.21 | 108.95 |

曜日・祝祭日指数(16年)

|        |        |        |        |        |        |        |        |        |        |        |        |        |
|--------|--------|--------|--------|--------|--------|--------|--------|--------|--------|--------|--------|--------|
| 16年 1月 | 99.89  | 99.65  | 99.72  | 99.75  | 99.83  | 99.90  | 99.99  | 99.90  | 100.03 | 100.19 | 100.15 | 99.97  |
| 2      | 102.56 | 101.90 | 101.97 | 101.89 | 101.92 | 102.06 | 102.53 | 102.04 | 102.88 | 102.54 | 102.56 | 102.51 |
| 3      | 100.57 | 101.92 | 101.58 | 101.42 | 101.03 | 100.59 | 100.08 | 100.61 | 99.76  | 99.08  | 99.27  | 100.18 |
| 4      | 99.99  | 100.39 | 100.39 | 100.50 | 100.54 | 100.48 | 100.10 | 100.50 | 99.81  | 100.30 | 100.24 | 100.11 |
| 5      | 99.39  | 97.81  | 98.18  | 98.29  | 98.68  | 99.18  | 99.87  | 99.15  | 100.33 | 100.87 | 100.70 | 99.77  |
| 6      | 100.08 | 100.59 | 100.54 | 100.60 | 100.57 | 100.46 | 100.09 | 100.48 | 99.82  | 100.09 | 100.07 | 100.11 |
| 7      | 99.89  | 99.65  | 99.72  | 99.75  | 99.83  | 99.90  | 99.99  | 99.90  | 100.03 | 100.19 | 100.15 | 99.97  |
| 8      | 99.98  | 99.85  | 99.87  | 99.85  | 99.86  | 99.88  | 99.98  | 99.88  | 100.04 | 99.98  | 99.98  | 99.97  |
| 9      | 99.90  | 100.18 | 100.24 | 100.39 | 100.50 | 100.50 | 100.11 | 100.52 | 99.81  | 100.51 | 100.41 | 100.10 |
| 10     | 99.76  | 98.62  | 98.78  | 98.70  | 98.82  | 99.10  | 99.82  | 99.06  | 100.35 | 100.02 | 100.03 | 99.78  |
| 11     | 99.90  | 100.18 | 100.24 | 100.39 | 100.50 | 100.50 | 100.11 | 100.52 | 99.81  | 100.51 | 100.41 | 100.10 |
| 12     | 100.02 | 100.69 | 100.66 | 100.80 | 100.83 | 100.71 | 100.15 | 100.74 | 99.72  | 100.35 | 100.28 | 100.17 |

曜日・祝祭日調整季節指数(16年)

|        |        |        |        |        |        |        |        |        |        |        |        |        |
|--------|--------|--------|--------|--------|--------|--------|--------|--------|--------|--------|--------|--------|
| 16年 1月 | 89.98  | 91.94  | 95.36  | 93.24  | 96.21  | 103.47 | 105.85 | 96.99  | 100.35 | 109.36 | 107.96 | 108.19 |
| 2      | 105.52 | 102.31 | 99.99  | 98.58  | 99.28  | 108.06 | 101.03 | 101.55 | 98.45  | 99.56  | 100.39 | 101.18 |
| 3      | 106.55 | 107.46 | 103.70 | 103.44 | 102.04 | 109.23 | 102.09 | 106.63 | 102.17 | 105.72 | 99.50  | 102.53 |
| 4      | 94.41  | 102.86 | 98.29  | 100.56 | 100.35 | 104.38 | 99.80  | 99.56  | 98.94  | 100.11 | 94.97  | 94.68  |
| 5      | 91.09  | 91.14  | 92.94  | 95.20  | 94.82  | 100.43 | 91.81  | 93.69  | 96.83  | 94.93  | 99.18  | 92.34  |
| 6      | 98.66  | 102.02 | 101.11 | 100.73 | 99.00  | 95.12  | 93.33  | 102.64 | 100.26 | 87.39  | 92.53  | 86.22  |
| 7      | 98.76  | 101.51 | 101.94 | 103.98 | 103.98 | 86.78  | 101.88 | 104.43 | 104.10 | 101.10 | 103.04 | 100.16 |
| 8      | 89.74  | 88.17  | 95.35  | 95.78  | 97.81  | 88.25  | 99.85  | 93.96  | 101.77 | 104.73 | 103.10 | 103.38 |
| 9      | 99.07  | 102.34 | 101.07 | 100.76 | 100.51 | 102.06 | 97.94  | 101.87 | 99.51  | 100.45 | 93.84  | 98.15  |
| 10     | 108.55 | 105.45 | 103.54 | 103.54 | 102.15 | 101.15 | 98.70  | 98.56  | 99.36  | 95.75  | 100.55 | 104.04 |
| 11     | 110.17 | 104.81 | 105.23 | 103.57 | 103.22 | 99.28  | 103.57 | 100.82 | 98.00  | 97.32  | 99.68  | 102.75 |
| 12     | 109.62 | 101.38 | 103.40 | 102.90 | 103.54 | 105.12 | 106.88 | 102.52 | 102.61 | 108.07 | 109.52 | 109.14 |

曜日・祝祭日指数(17年)

|        |        |        |        |        |        |        |        |        |        |        |        |        |
|--------|--------|--------|--------|--------|--------|--------|--------|--------|--------|--------|--------|--------|
| 17年 1月 | 100.40 | 100.03 | 99.83  | 99.41  | 99.06  | 98.96  | 99.74  | 98.91  | 100.40 | 98.54  | 98.85  | 99.80  |
| 2      | 99.12  | 99.12  | 99.12  | 99.12  | 99.12  | 99.12  | 99.12  | 99.12  | 99.12  | 99.12  | 99.12  | 99.12  |
| 3      | 99.93  | 100.48 | 100.51 | 100.69 | 100.79 | 100.73 | 100.16 | 100.76 | 99.72  | 100.56 | 100.45 | 100.16 |
| 4      | 99.85  | 99.36  | 99.45  | 99.45  | 99.54  | 99.67  | 99.94  | 99.66  | 100.12 | 100.14 | 100.12 | 99.92  |
| 5      | 99.52  | 98.83  | 99.11  | 99.33  | 99.69  | 99.98  | 100.04 | 99.99  | 100.01 | 101.04 | 100.82 | 99.96  |
| 6      | 100.08 | 100.59 | 100.54 | 100.60 | 100.57 | 100.46 | 100.09 | 100.48 | 99.82  | 100.09 | 100.07 | 100.11 |
| 7      | 99.76  | 98.62  | 98.78  | 98.70  | 98.82  | 99.10  | 99.82  | 99.06  | 100.35 | 100.02 | 100.03 | 99.78  |
| 8      | 100.11 | 100.89 | 100.81 | 100.90 | 100.86 | 100.69 | 100.14 | 100.72 | 99.73  | 100.14 | 100.11 | 100.17 |
| 9      | 99.90  | 100.18 | 100.24 | 100.39 | 100.50 | 100.50 | 100.11 | 100.52 | 99.81  | 100.51 | 100.41 | 100.10 |
| 10     | 99.76  | 98.62  | 98.78  | 98.70  | 98.82  | 99.10  | 99.82  | 99.06  | 100.35 | 100.02 | 100.03 | 99.78  |
| 11     | 99.90  | 100.18 | 100.24 | 100.39 | 100.50 | 100.50 | 100.11 | 100.52 | 99.81  | 100.51 | 100.41 | 100.10 |
| 12     | 99.89  | 99.65  | 99.72  | 99.75  | 99.83  | 99.90  | 99.99  | 99.90  | 100.03 | 100.19 | 100.15 | 99.97  |

曜日・祝祭日調整季節指数(17年)

|        |        |        |        |        |        |        |        |        |        |        |        |        |
|--------|--------|--------|--------|--------|--------|--------|--------|--------|--------|--------|--------|--------|
| 17年 1月 | 90.44  | 92.29  | 95.47  | 92.92  | 95.46  | 102.49 | 105.58 | 96.03  | 100.72 | 107.56 | 106.56 | 108.00 |
| 2      | 101.98 | 99.52  | 97.20  | 95.90  | 96.55  | 104.95 | 97.67  | 98.64  | 94.85  | 96.24  | 97.02  | 97.83  |
| 3      | 105.88 | 105.95 | 102.61 | 102.69 | 101.80 | 109.38 | 102.17 | 106.79 | 102.13 | 107.30 | 100.68 | 102.51 |
| 4      | 94.28  | 101.80 | 97.37  | 99.51  | 99.35  | 103.54 | 99.64  | 98.72  | 99.25  | 99.95  | 94.85  | 94.50  |
| 5      | 91.21  | 92.09  | 93.82  | 96.21  | 95.79  | 101.24 | 91.97  | 94.48  | 96.52  | 95.09  | 99.30  | 92.51  |
| 6      | 98.66  | 102.02 | 101.11 | 100.73 | 99.00  | 95.12  | 93.33  | 102.64 | 100.26 | 87.39  | 92.53  | 86.22  |
| 7      | 98.63  | 100.46 | 100.98 | 102.88 | 102.93 | 86.09  | 101.71 | 103.55 | 104.43 | 100.93 | 102.92 | 99.97  |
| 8      | 89.86  | 89.09  | 96.24  | 96.78  | 98.79  | 88.97  | 100.01 | 94.75  | 101.46 | 104.90 | 103.23 | 103.59 |
| 9      | 99.07  | 102.34 | 101.07 | 100.76 | 100.51 | 102.06 | 97.94  | 101.87 | 99.51  | 100.45 | 93.84  | 98.15  |
| 10     | 108.55 | 105.45 | 103.54 | 103.54 | 102.15 | 101.15 | 98.70  | 98.56  | 99.36  | 95.75  | 100.55 | 104.04 |
| 11     | 110.17 | 104.81 | 105.23 | 103.57 | 103.22 | 99.28  | 103.57 | 100.82 | 98.00  | 97.32  | 99.68  | 102.75 |
| 12     | 109.48 | 100.34 | 102.43 | 101.82 | 102.52 | 104.28 | 106.71 | 101.67 | 102.93 | 107.89 | 109.37 | 108.92 |

6. 業種別及び特殊分類別季節指数 6. Seasonal Indices by Industry and by Use of Goods  
 (1) 生産指数(付加価値額ウェイト) (1) Indices of Industrial Production (Value Added Weights)

| 分類コード<br>時系列 | 業種別                 |                   |                                     |   |           |                         |                               |                             |                    |               |                  |                                |
|--------------|---------------------|-------------------|-------------------------------------|---|-----------|-------------------------|-------------------------------|-----------------------------|--------------------|---------------|------------------|--------------------------------|
|              | プラスチック              | 合成ゴム              | 写真感光材料                              | 真珠・合成洗剤・界面活性剤                                       | 化粧品       | 塗料・印刷インキ                | (特掲:石油化学製品)                   | 石油・石炭製品工業                   | 石油製品               | 石炭製品          | プラスチック製品工業       | パルプ・紙・紙加工品工業                   |
|              | Plastic (materials) | Synthetic rubbers | Sensitive materials for photography | Soap, synthetic detergent and surface-active agents | Cosmetics | Paints and printing ink | (Petroleum chemical products) | Petroleum and coal products | Petroleum products | Coal products | Plastic products | Pulp, paper and paper products |
|              | 86                  | 87                | 88                                  | 89  | 90        | 91                      | 93                            | 94                          | 95                 | 96            | 97               | 98                             |

季節指数

|    |        |        |        |        |        |        |        |        |        |        |        |        |      |
|----|--------|--------|--------|--------|--------|--------|--------|--------|--------|--------|--------|--------|------|
| 1月 | 103.26 | 108.87 | 82.22  | 66.82  | 88.23  | 89.37  | 107.57 | 105.62 | 105.80 | 102.03 | 91.25  | 92.97  | Jan. |
| 2  | 97.22  | 98.97  | 97.96  | 90.76  | 98.44  | 94.99  | 98.64  | 99.67  | 100.05 | 92.22  | 97.06  | 95.40  | Feb. |
| 3  | 100.59 | 91.98  | 109.91 | 103.95 | 95.30  | 110.45 | 100.54 | 107.21 | 107.70 | 101.13 | 104.22 | 104.52 | Mar. |
| 4  | 97.11  | 99.44  | 98.55  | 103.65 | 106.02 | 98.56  | 97.88  | 96.59  | 96.44  | 97.94  | 101.03 | 100.90 | Apr. |
| 5  | 98.83  | 101.30 | 98.51  | 92.76  | 95.67  | 93.14  | 97.50  | 92.74  | 92.18  | 102.28 | 95.96  | 100.13 | May. |
| 6  | 97.54  | 89.77  | 109.70 | 112.75 | 103.73 | 100.61 | 90.89  | 88.40  | 87.91  | 98.65  | 102.39 | 100.50 | Jun. |
| 7  | 100.52 | 104.20 | 97.14  | 109.25 | 109.60 | 102.11 | 100.20 | 99.89  | 99.73  | 102.33 | 104.89 | 100.32 | Jul. |
| 8  | 98.02  | 103.26 | 88.40  | 83.04  | 98.35  | 93.08  | 102.53 | 106.25 | 106.41 | 102.19 | 93.24  | 95.39  | Aug. |
| 9  | 100.09 | 96.44  | 107.87 | 102.54 | 100.53 | 106.97 | 95.25  | 96.31  | 96.17  | 98.89  | 102.78 | 100.28 | Sep. |
| 10 | 101.50 | 95.82  | 102.31 | 109.61 | 109.33 | 106.36 | 100.01 | 98.40  | 98.20  | 101.98 | 104.24 | 105.51 | Oct. |
| 11 | 101.07 | 103.02 | 106.15 | 117.08 | 102.26 | 103.90 | 101.76 | 99.68  | 99.74  | 98.51  | 104.34 | 103.54 | Nov. |
| 12 | 104.24 | 106.94 | 100.96 | 107.61 | 92.65  | 100.42 | 107.25 | 109.21 | 109.65 | 101.80 | 98.53  | 100.54 | Dec. |

曜日・祝祭日指数(16年)

|        |        |        |        |        |        |        |        |        |        |        |        |        |           |
|--------|--------|--------|--------|--------|--------|--------|--------|--------|--------|--------|--------|--------|-----------|
| 16年 1月 | 99.86  | 100.27 | 99.84  | 99.79  | 99.44  | 99.48  | 100.14 | 99.90  | 99.89  | 99.96  | 99.73  | 99.82  | Jan. 2004 |
| 2      | 102.08 | 102.61 | 101.46 | 101.67 | 100.96 | 101.14 | 102.60 | 102.24 | 102.22 | 102.65 | 102.03 | 102.18 | Feb.      |
| 3      | 100.82 | 98.65  | 101.02 | 101.26 | 103.13 | 102.88 | 99.29  | 100.59 | 100.59 | 100.20 | 101.49 | 101.02 | Mar.      |
| 4      | 100.42 | 100.32 | 101.00 | 100.75 | 101.09 | 100.96 | 100.19 | 100.31 | 100.32 | 99.96  | 100.33 | 100.28 | Apr.      |
| 5      | 98.96  | 101.34 | 98.49  | 98.36  | 96.26  | 96.58  | 100.68 | 99.25  | 99.24  | 99.79  | 98.29  | 98.80  | May.      |
| 6      | 100.45 | 100.04 | 100.93 | 100.77 | 101.3  |        |        |        |        |        |        |        |           |

6. 業種別及び特殊分類別季節指数 6. Seasonal Indices by Industry and by Use of Goods  
 (1) 生産指数(付加価値額ウエイト) (1) Indices of Industrial Production (Value Added Weights)

| 分類コード | パルプ  | 紙     | 紙板         | 紙加工品                          | 繊維工業     | 化学繊維            | 紡績        | 織物            | 染色整理                           | 衣類      | その他の繊維製品               | 食料品・たばこ工業         |
|-------|------|-------|------------|-------------------------------|----------|-----------------|-----------|---------------|--------------------------------|---------|------------------------|-------------------|
|       | Pulp | Paper | Paperboard | Converted and processed paper | Textiles | Man-made fibers | Spun yarn | Woven fabrics | Dyeing and finishing processes | Clothes | Other textile products | Foods and tobacco |
| 時系列   | 99   | 100   | 101        | 102                           | 103      | 104             | 105       | 106           | 107                            | 108     | 109                    | 110               |

季節指数

|    |        |        |        |        |        |        |        |        |        |        |        |        |
|----|--------|--------|--------|--------|--------|--------|--------|--------|--------|--------|--------|--------|
| 1月 | 98.47  | 95.46  | 92.41  | 81.23  | 93.81  | 100.30 | 89.89  | 93.46  | 95.68  | 90.14  | 95.64  | 82.39  |
| 2  | 98.53  | 96.56  | 92.08  | 91.84  | 98.61  | 94.97  | 97.44  | 97.81  | 98.24  | 101.09 | 96.85  | 88.99  |
| 3  | 106.48 | 105.30 | 102.93 | 101.67 | 104.12 | 100.73 | 102.76 | 101.30 | 103.71 | 109.74 | 101.96 | 104.04 |
| 4  | 95.61  | 101.06 | 100.97 | 105.26 | 102.90 | 99.13  | 103.78 | 101.17 | 100.43 | 110.80 | 97.53  | 105.50 |
| 5  | 101.07 | 101.02 | 99.28  | 97.12  | 98.74  | 102.26 | 99.04  | 98.49  | 97.81  | 100.78 | 94.21  | 100.19 |
| 6  | 99.75  | 99.28  | 102.37 | 102.86 | 99.61  | 99.39  | 106.43 | 102.18 | 101.83 | 99.01  | 94.82  | 104.95 |
| 7  | 99.83  | 99.46  | 102.10 | 104.13 | 100.82 | 101.88 | 106.04 | 102.98 | 101.78 | 99.35  | 98.19  | 105.19 |
| 8  | 97.63  | 96.19  | 92.91  | 93.63  | 95.56  | 101.08 | 90.77  | 94.59  | 94.45  | 94.89  | 95.80  | 96.17  |
| 9  | 99.63  | 99.41  | 102.44 | 100.50 | 100.90 | 99.02  | 103.48 | 100.94 | 97.53  | 101.61 | 102.86 | 97.85  |
| 10 | 104.69 | 103.98 | 107.86 | 108.25 | 102.89 | 99.15  | 102.63 | 102.93 | 100.41 | 100.95 | 109.86 | 101.26 |
| 11 | 101.40 | 102.01 | 104.83 | 108.84 | 101.88 | 99.62  | 100.83 | 103.33 | 104.22 | 96.74  | 108.34 | 102.57 |
| 12 | 96.83  | 100.29 | 99.83  | 104.66 | 100.17 | 102.38 | 96.96  | 100.89 | 104.00 | 94.97  | 103.85 | 110.85 |

曜日・祝祭日指数(16年)

|        |        |        |        |        |        |        |        |        |        |        |        |        |
|--------|--------|--------|--------|--------|--------|--------|--------|--------|--------|--------|--------|--------|
| 16年 1月 | 99.90  | 99.81  | 99.99  | 99.60  | 99.81  | 99.96  | 99.72  | 99.83  | 99.79  | 99.77  | 99.81  | 99.80  |
| 2      | 102.47 | 102.21 | 102.54 | 101.52 | 102.20 | 102.21 | 101.88 | 102.37 | 102.22 | 102.13 | 102.21 | 101.88 |
| 3      | 100.53 | 101.02 | 100.06 | 102.23 | 101.03 | 100.26 | 101.56 | 100.90 | 101.15 | 101.28 | 101.00 | 101.16 |
| 4      | 100.08 | 100.25 | 100.10 | 100.71 | 100.25 | 100.39 | 100.48 | 100.12 | 100.21 | 100.28 | 100.24 | 100.55 |
| 5      | 99.40  | 98.81  | 99.89  | 97.36  | 98.80  | 99.57  | 98.16  | 98.99  | 98.68  | 98.52  | 98.82  | 98.53  |
| 6      | 100.14 | 100.35 | 100.09 | 100.89 | 100.35 | 100.34 | 100.61 | 100.23 | 100.34 | 100.41 | 100.34 | 100.60 |
| 7      | 99.90  | 99.81  | 99.99  | 99.60  | 99.81  | 99.96  | 99.72  | 99.83  | 99.79  | 99.77  | 99.81  | 99.80  |
| 8      | 99.96  | 99.91  | 99.98  | 99.78  | 99.91  | 99.91  | 99.85  | 99.94  | 99.92  | 99.90  | 99.91  | 99.85  |
| 9      | 100.02 | 100.15 | 100.12 | 100.53 | 100.15 | 100.44 | 100.36 | 100.01 | 100.08 | 100.15 | 100.14 | 100.50 |
| 10     | 99.65  | 99.21  | 99.83  | 98.05  | 99.20  | 99.36  | 98.66  | 99.44  | 99.19  | 99.04  | 99.21  | 98.74  |
| 11     | 100.02 | 100.15 | 100.12 | 100.53 | 100.15 | 100.44 | 100.36 | 100.01 | 100.08 | 100.15 | 100.14 | 100.50 |
| 12     | 100.16 | 100.42 | 100.14 | 101.15 | 100.43 | 100.57 | 100.78 | 100.23 | 100.38 | 100.49 | 100.41 | 100.85 |

曜日・祝祭日調整済季節指数(16年)

|        |        |        |        |        |        |        |        |        |        |        |        |        |
|--------|--------|--------|--------|--------|--------|--------|--------|--------|--------|--------|--------|--------|
| 16年 1月 | 98.37  | 95.28  | 92.40  | 80.91  | 93.63  | 100.26 | 89.64  | 93.30  | 95.48  | 89.93  | 95.46  | 82.23  |
| 2      | 100.96 | 98.69  | 94.42  | 93.24  | 100.78 | 97.07  | 99.27  | 100.13 | 100.42 | 103.24 | 98.99  | 90.66  |
| 3      | 107.04 | 106.37 | 102.99 | 103.94 | 105.19 | 100.99 | 104.36 | 102.21 | 104.90 | 111.14 | 102.98 | 105.25 |
| 4      | 95.69  | 101.31 | 101.07 | 106.01 | 103.16 | 99.52  | 104.28 | 101.29 | 100.64 | 111.11 | 97.76  | 106.08 |
| 5      | 100.46 | 99.82  | 99.17  | 94.56  | 97.56  | 101.82 | 97.22  | 97.50  | 96.52  | 99.29  | 93.10  | 98.72  |
| 6      | 99.89  | 99.63  | 102.46 | 103.78 | 99.96  | 99.73  | 107.08 | 102.42 | 102.18 | 99.42  | 95.14  | 105.58 |
| 7      | 99.73  | 99.27  | 102.09 | 103.71 | 100.63 | 101.84 | 105.74 | 102.80 | 101.57 | 99.12  | 98.00  | 104.98 |
| 8      | 97.59  | 96.10  | 92.89  | 93.42  | 95.47  | 100.99 | 90.63  | 94.53  | 94.37  | 94.80  | 95.71  | 96.03  |
| 9      | 99.65  | 99.56  | 102.56 | 101.03 | 101.05 | 99.46  | 103.85 | 100.95 | 97.61  | 101.76 | 103.00 | 98.34  |
| 10     | 104.32 | 103.16 | 107.68 | 106.14 | 102.07 | 98.52  | 101.25 | 102.35 | 99.60  | 99.98  | 108.99 | 99.98  |
| 11     | 101.42 | 102.16 | 104.96 | 109.42 | 102.03 | 100.06 | 101.19 | 103.34 | 104.30 | 96.89  | 108.49 | 103.08 |
| 12     | 96.98  | 100.71 | 99.97  | 105.86 | 100.60 | 102.96 | 97.72  | 101.12 | 104.40 | 95.44  | 104.28 | 111.79 |

曜日・祝祭日指数(17年)

|        |        |        |        |        |        |        |        |        |        |        |        |        |
|--------|--------|--------|--------|--------|--------|--------|--------|--------|--------|--------|--------|--------|
| 17年 1月 | 100.08 | 99.91  | 99.73  | 99.28  | 99.90  | 99.00  | 99.54  | 100.22 | 100.08 | 99.95  | 99.90  | 99.10  |
| 2      | 99.12  | 99.12  | 99.12  | 99.12  | 99.12  | 99.12  | 99.12  | 99.12  | 99.12  | 99.12  | 99.12  | 99.12  |
| 3      | 100.10 | 100.32 | 100.16 | 100.97 | 100.33 | 100.62 | 100.66 | 100.12 | 100.25 | 100.36 | 100.31 | 100.80 |
| 4      | 99.83  | 99.64  | 99.94  | 99.15  | 99.64  | 99.79  | 99.41  | 99.72  | 99.62  | 99.56  | 99.64  | 99.50  |
| 5      | 99.65  | 99.41  | 100.05 | 98.89  | 99.41  | 100.17 | 99.21  | 99.38  | 99.28  | 99.24  | 99.42  | 99.59  |
| 6      | 100.14 | 100.35 | 100.09 | 100.89 | 100.35 | 100.34 | 100.61 | 100.23 | 100.34 | 100.41 | 100.34 | 100.60 |
| 7      | 99.65  | 99.21  | 99.83  | 98.05  | 99.20  | 99.36  | 98.66  | 99.44  | 99.19  | 99.04  | 99.21  | 98.74  |
| 8      | 100.22 | 100.52 | 100.13 | 101.33 | 100.53 | 100.52 | 100.91 | 100.34 | 100.51 | 100.62 | 100.51 | 100.90 |
| 9      | 100.02 | 100.15 | 100.12 | 100.53 | 100.15 | 100.44 | 100.36 | 100.01 | 100.08 | 100.15 | 100.14 | 100.50 |
| 10     | 99.65  | 99.21  | 99.83  | 98.05  | 99.20  | 99.36  | 98.66  | 99.44  | 99.19  | 99.04  | 99.21  | 98.74  |
| 11     | 100.02 | 100.15 | 100.12 | 100.53 | 100.15 | 100.44 | 100.36 | 100.01 | 100.08 | 100.15 | 100.14 | 100.50 |
| 12     | 99.90  | 99.81  | 99.99  | 99.60  | 99.81  | 99.96  | 99.72  | 99.83  | 99.79  | 99.77  | 99.81  | 99.80  |

曜日・祝祭日調整済季節指数(17年)

|        |        |        |        |        |        |        |        |        |        |        |        |        |
|--------|--------|--------|--------|--------|--------|--------|--------|--------|--------|--------|--------|--------|
| 17年 1月 | 98.55  | 95.37  | 92.16  | 80.65  | 93.72  | 99.30  | 89.48  | 93.67  | 95.76  | 90.09  | 95.54  | 81.65  |
| 2      | 97.66  | 95.71  | 91.27  | 91.03  | 97.74  | 94.13  | 96.58  | 96.95  | 97.38  | 100.20 | 96.00  | 88.21  |
| 3      | 106.59 | 105.64 | 103.09 | 102.66 | 104.46 | 101.35 | 103.44 | 101.42 | 103.97 | 110.14 | 102.28 | 104.87 |
| 4      | 95.45  | 100.70 | 100.91 | 104.37 | 102.53 | 98.92  | 103.17 | 100.89 | 100.05 | 110.31 | 97.18  | 104.97 |
| 5      | 100.72 | 100.42 | 99.33  | 96.04  | 98.16  | 102.43 | 98.26  | 97.88  | 97.11  | 100.01 | 93.66  | 99.78  |
| 6      | 99.89  | 99.63  | 102.46 | 103.78 | 99.96  | 99.73  | 107.08 | 102.42 | 102.18 | 99.42  | 95.14  | 105.58 |
| 7      | 99.48  | 98.67  | 101.93 | 102.10 | 100.01 | 101.23 | 104.62 | 102.40 | 100.96 | 98.40  | 97.41  | 103.86 |
| 8      | 97.84  | 96.69  | 93.03  | 94.88  | 96.07  | 101.61 | 91.60  | 94.91  | 94.93  | 95.48  | 96.29  | 97.04  |
| 9      | 99.65  | 99.56  | 102.56 | 101.03 | 101.05 | 99.46  | 103.85 | 100.95 | 97.61  | 101.76 | 103.00 | 98.34  |
| 10     | 104.32 | 103.16 | 107.68 | 106.14 | 102.07 | 98.52  | 101.25 | 102.35 | 99.60  | 99.98  | 108.99 | 99.98  |
| 11     | 101.42 | 102.16 | 104.96 | 109.42 | 102.03 | 100.06 | 101.19 | 103.34 | 104.30 | 96.89  | 108.49 | 103.08 |
| 12     | 96.73  | 100.10 | 99.82  | 104.24 | 99.98  | 102.34 | 96.69  | 100.72 | 103.78 | 94.75  | 103.65 | 110.63 |

6. 業種別及び特殊分類別季節指数 6. Seasonal Indices by Industry and by Use of Goods  
 (1) 生産指数(付加価値額ウエイト) (1) Indices of Industrial Production (Value Added Weights)

| 分類コード | 肉製品           | 乳製品            | 水産製品                      | 野菜・果実製品                                  | 油脂・調味料                   | 製粉・同製品        | その他の食料品     | 清涼飲料      | 酒類      | その他工業               | ゴム製品            | 皮革製品             | Industries Code |
|-------|---------------|----------------|---------------------------|--|--------------------------|---------------|-------------|-----------|---------|---------------------|-----------------|------------------|-----------------|
|       | Meat products | Dairy products | Processed marine products | Processed vegetables and fruits products | Oils and fats, seasoning | Flour milling | Other foods | Beverages | Alcohol | Other manufacturing | Rubber products | Leather products |                 |
| 時系列   | 111           | 112            | 113                       | 114                                      | 115                      | 116           | 117         | 118       | 119     | 121                 | 122             | 123              | Time series     |

季節指数

|    |        |        |        |        |        |        |        |        |        |        |        |        |      |
|----|--------|--------|--------|--------|--------|--------|--------|--------|--------|--------|--------|--------|------|
| 1月 | 77.03  | 97.31  | 86.55  | 85.86  | 86.66  | 92.38  | 87.23  | 69.22  | 58.65  | 90.57  | 90.21  | 93.00  | Jan. |
| 2  | 81.81  | 92.51  | 89.30  | 98.90  | 87.25  | 94.37  | 94.47  | 79.39  | 81.45  | 98.02  | 98.55  | 102.73 | Feb. |
| 3  | 95.07  | 105.54 | 97.46  | 95.61  | 100.73 | 104.82 | 106.35 | 109.31 | 106.28 | 106.19 | 107.84 | 108.33 | Mar. |
| 4  | 106.74 | 105.15 | 98.80  | 100.18 | 110.84 | 104.54 | 104.55 | 110.29 | 104.42 | 98.25  | 101.11 | 109.44 | Apr. |
| 5  | 100.37 | 107.39 | 92.10  | 97.05  | 100.44 | 101.37 | 92.40  | 111.99 | 91.31  | 93.90  | 94.58  | 94.95  | May. |
| 6  | 104.65 | 103.57 | 92.50  | 97.65  | 103.29 | 98.32  | 93.14  | 117.61 | 113.43 | 98.45  | 103.03 | 97.60  | Jun. |
| 7  | 112.41 | 101.87 | 95.09  | 100.38 | 110.16 | 100.04 | 97.25  | 122.62 | 103.18 | 102.30 | 105.83 | 101.63 | Jul. |
| 8  | 104.87 | 100.33 | 88.57  | 102.96 | 90.29  | 96.05  | 92.56  | 109.56 | 91.88  | 90.95  | 88.14  | 94.46  | Aug. |
| 9  | 97.28  | 95.55  | 100.42 | 99.16  | 95.82  | 96.32  | 101.20 | 97.85  | 99.00  | 105.34 | 103.28 | 101.74 | Sep. |
| 10 | 98.02  | 98.33  | 115.57 | 108.42 | 103.48 | 103.02 | 107.12 | 97.44  | 96.36  | 110.36 | 106.37 | 99.96  | Oct. |
| 11 | 102.97 | 94.18  | 115.00 | 104.35 | 104.57 | 102.67 | 111.70 | 87.39  | 109.74 | 106.10 | 103.04 | 97.05  | Nov. |
| 12 | 118.43 | 98.23  | 128.70 | 109.53 | 106.28 | 106.00 | 111.98 | 87.58  | 144.24 | 99.55  | 98.01  | 99.09  | Dec. |

曜日・祝祭日調整済季節指数(2004)

|        |        |        |        |        |        |        |        |        |        |        |        |        |           |
|--------|--------|--------|--------|--------|--------|--------|--------|--------|--------|--------|--------|--------|-----------|
| 16年 1月 | 99.66  | 99.85  | 99.59  | 99.63  | 99.90  | 99.83  | 99.74  | 100.26 | 99.67  | 99.73  | 99.86  | 99.66  | Jan. 2004 |
| 2      | 101.86 | 101.87 | 101.62 | 101.89 | 102.29 | 102.12 | 102.08 | 102.12 | 101.59 | 101.67 | 102.12 | 102.21 | Feb.      |
| 3      | 101.89 | 100.92 | 102.26 | 102.01 | 100.56 | 100.98 | 101.43 | 98.80  | 101.88 | 101.57 | 100.81 | 101.76 | Mar.      |
| 4      | 100.43 | 100.61 | 100.26 | 100.37 | 100.25 | 100.35 | 100.30 | 100.78 | 100.71 | 100.69 | 100.38 | 100.10 | Apr.      |
| 5      | 97.82  | 98.77  | 97.36  | 97.71  | 99.30  | 98.81  | 98.36  | 100.96 | 97.73  | 98.05  | 98.98  | 98.09  | May.      |
| 6      | 100.62 | 100.61 | 100.81 | 100.59 | 100.28 | 100.42 | 100.45 | 100.42 | 100.83 | 100.77 | 100.42 | 100.35 | Jun.      |
| 7      | 99.66  | 9      |        |        |        |        |        |        |        |        |        |        |           |



6. 業種別及び特殊分類別季節指数 6. Seasonal Indices by Industry and by Use of Goods  
 (1) 生産指数(付加価値額ウエイト) (1) Indices of Industrial Production (Value Added Weights)

| 分類<br>コード | 業種        |                 |                  |                        |                |                     |            |      | 産業総合   |  |  | 時系列   |
|-----------|-----------|-----------------|------------------|------------------------|----------------|---------------------|------------|------|--------|--|--|---|
|           | 家具工業      | 金属製家具           | 木製家具             | 木材・木製品工業               | その他工業          | 楽器                  | 文具         | 玩具   | 鉱業     | (産業総合<br>除く電気・ガス<br>業・新聞・出版業)  | (産業総合<br>除く新聞・出版業)   |   |
|           | Furniture | Metal furniture | Wooden furniture | Wood and wood products | Other products | Musical instruments | Stationery | Toys | Mining | Industries (Mining, manufacturing, electricity, gas, newspaper and publishing) | Industries (Mining, manufacturing, newspaper and publishing) | Industries (Mining, manufacturing, electricity and gas) |
|           | 124       | 125             | 126              | 127                    | 128            | 129                 | 130        | 131  | 132    | 400  | 401  | 402   |

季節指数

|    |        |        |        |        |        |        |        |        |        |        |        |        |
|----|--------|--------|--------|--------|--------|--------|--------|--------|--------|--------|--------|--------|
| 1月 | 92.60  | 92.16  | 94.26  | 92.69  | 80.42  | 83.03  | 86.66  | 73.62  | 103.82 | 92.61  | 91.54  | 92.63  |
| 2  | 104.17 | 107.86 | 99.31  | 97.17  | 86.74  | 88.37  | 99.31  | 78.30  | 103.10 | 98.34  | 98.21  | 98.32  |
| 3  | 119.17 | 124.29 | 111.84 | 101.36 | 97.23  | 98.18  | 108.46 | 85.10  | 109.16 | 111.83 | 112.32 | 111.87 |
| 4  | 100.78 | 99.43  | 103.46 | 98.95  | 85.06  | 103.64 | 109.03 | 60.69  | 95.48  | 96.68  | 97.12  | 96.59  |
| 5  | 89.53  | 87.57  | 94.75  | 96.83  | 87.57  | 102.34 | 107.83 | 67.76  | 93.06  | 94.41  | 94.85  | 94.46  |
| 6  | 93.73  | 94.14  | 92.48  | 101.48 | 88.16  | 108.93 | 108.00 | 66.04  | 93.94  | 101.42 | 101.81 | 101.43 |
| 7  | 98.03  | 99.65  | 95.76  | 102.51 | 95.24  | 112.17 | 96.81  | 82.77  | 97.75  | 102.93 | 102.43 | 102.97 |
| 8  | 90.49  | 91.23  | 88.45  | 94.94  | 88.94  | 90.23  | 85.55  | 90.65  | 91.46  | 94.21  | 93.32  | 94.21  |
| 9  | 99.33  | 99.50  | 99.12  | 104.34 | 121.54 | 102.22 | 145.58 | 93.97  | 104.39 | 104.70 | 104.42 | 104.42 |
| 10 | 104.42 | 101.50 | 109.00 | 105.36 | 145.23 | 106.61 | 101.16 | 196.71 | 99.90  | 101.82 | 102.40 | 101.77 |
| 11 | 103.56 | 101.98 | 106.02 | 103.63 | 123.82 | 103.47 | 100.16 | 150.40 | 105.53 | 101.13 | 101.53 | 101.14 |
| 12 | 104.24 | 100.78 | 105.46 | 100.83 | 99.77  | 98.08  | 95.41  | 102.57 | 112.88 | 100.22 | 99.77  | 100.18 |

曜日・祝祭日指数(16年)

|        |        |        |        |        |        |        |        |        |        |        |        |        |
|--------|--------|--------|--------|--------|--------|--------|--------|--------|--------|--------|--------|--------|
| 16年 1月 | 99.50  | 99.40  | 99.65  | 99.69  | 99.73  | 99.45  | 99.29  | 100.26 | 99.72  | 99.69  | 99.68  | 99.68  |
| 2      | 101.46 | 101.10 | 101.94 | 102.02 | 100.36 | 100.95 | 101.34 | 99.85  | 102.30 | 101.81 | 101.78 | 101.80 |
| 3      | 102.76 | 103.35 | 101.90 | 101.68 | 101.74 | 103.13 | 103.80 | 99.10  | 101.48 | 101.73 | 101.79 | 101.76 |
| 4      | 100.66 | 100.91 | 100.35 | 100.30 | 101.97 | 101.11 | 100.58 | 103.02 | 100.07 | 100.51 | 100.53 | 100.52 |
| 5      | 96.82  | 96.11  | 97.84  | 98.09  | 97.31  | 96.26  | 95.77  | 99.49  | 98.40  | 97.96  | 97.89  | 97.93  |
| 6      | 100.93 | 101.21 | 100.56 | 100.49 | 101.79 | 101.33 | 101.03 | 102.19 | 100.28 | 100.66 | 100.68 | 100.67 |
| 7      | 99.50  | 99.40  | 99.65  | 99.69  | 99.73  | 99.45  | 99.29  | 100.26 | 99.72  | 99.69  | 99.68  | 99.68  |
| 8      | 99.77  | 99.70  | 99.86  | 99.88  | 99.55  | 99.67  | 99.74  | 99.45  | 99.93  | 99.84  | 99.83  | 99.83  |
| 9      | 100.38 | 100.59 | 100.14 | 100.12 | 102.17 | 100.87 | 100.13 | 103.85 | 99.86  | 100.37 | 100.38 | 100.37 |
| 10     | 97.88  | 97.29  | 98.67  | 98.82  | 96.59  | 97.14  | 97.51  | 96.39  | 99.24  | 98.53  | 98.49  | 98.52  |
| 11     | 100.38 | 100.59 | 100.14 | 100.12 | 102.17 | 100.87 | 100.13 | 103.85 | 99.86  | 100.37 | 100.38 | 100.37 |
| 12     | 101.13 | 101.50 | 100.63 | 100.55 | 102.86 | 101.77 | 101.08 | 104.12 | 100.21 | 100.84 | 100.87 | 100.85 |

曜日・祝祭日調整済季節指数(16年)

|        |        |        |        |        |        |        |        |        |        |        |        |        |
|--------|--------|--------|--------|--------|--------|--------|--------|--------|--------|--------|--------|--------|
| 16年 1月 | 92.14  | 91.61  | 93.93  | 92.40  | 80.20  | 82.57  | 86.04  | 73.81  | 103.53 | 92.32  | 91.25  | 92.33  |
| 2      | 105.69 | 109.05 | 101.24 | 99.13  | 87.05  | 89.21  | 100.64 | 78.18  | 105.47 | 100.12 | 99.96  | 100.09 |
| 3      | 122.46 | 128.45 | 113.96 | 103.06 | 98.92  | 101.25 | 112.58 | 84.33  | 110.78 | 113.76 | 114.33 | 113.84 |
| 4      | 101.45 | 100.33 | 103.82 | 99.25  | 86.74  | 104.79 | 109.66 | 62.52  | 95.55  | 97.17  | 97.63  | 97.09  |
| 5      | 86.68  | 84.16  | 92.70  | 94.98  | 85.21  | 98.51  | 103.27 | 67.41  | 91.57  | 92.48  | 92.85  | 92.50  |
| 6      | 94.60  | 95.28  | 93.00  | 101.98 | 89.74  | 110.38 | 109.11 | 67.49  | 94.20  | 102.09 | 102.50 | 102.11 |
| 7      | 97.54  | 99.05  | 95.42  | 102.19 | 94.98  | 111.55 | 96.12  | 82.99  | 97.48  | 102.61 | 102.10 | 102.64 |
| 8      | 90.28  | 90.96  | 88.33  | 94.83  | 88.54  | 89.93  | 85.33  | 90.15  | 91.40  | 94.06  | 93.16  | 94.05  |
| 9      | 99.71  | 100.09 | 99.26  | 104.47 | 124.18 | 105.65 | 102.35 | 151.18 | 93.84  | 104.78 | 105.10 | 104.81 |
| 10     | 102.21 | 98.75  | 107.55 | 104.12 | 140.28 | 103.56 | 98.64  | 189.61 | 99.14  | 100.32 | 100.85 | 100.26 |
| 11     | 103.95 | 102.58 | 106.17 | 103.75 | 126.51 | 104.37 | 100.29 | 156.19 | 105.38 | 101.50 | 101.92 | 101.51 |
| 12     | 105.42 | 102.29 | 106.12 | 101.38 | 102.62 | 99.82  | 96.44  | 106.80 | 113.12 | 101.06 | 100.64 | 101.03 |

曜日・祝祭日指数(17年)

|        |        |        |        |        |        |        |        |        |        |        |        |        |
|--------|--------|--------|--------|--------|--------|--------|--------|--------|--------|--------|--------|--------|
| 17年 1月 | 99.72  | 99.36  | 100.14 | 100.11 | 95.36  | 98.65  | 100.58 | 90.97  | 100.71 | 99.55  | 99.54  | 99.56  |
| 2      | 99.12  | 99.12  | 99.12  | 99.12  | 99.12  | 99.12  | 99.12  | 99.12  | 99.12  | 99.12  | 99.12  | 99.12  |
| 3      | 100.85 | 101.19 | 100.42 | 100.37 | 103.06 | 101.53 | 100.64 | 104.95 | 100.00 | 100.70 | 100.72 | 100.70 |
| 4      | 99.03  | 98.79  | 99.37  | 99.44  | 98.84  | 98.79  | 98.78  | 99.16  | 99.58  | 99.36  | 99.34  | 99.35  |
| 5      | 98.43  | 98.19  | 98.81  | 98.95  | 100.47 | 98.55  | 97.52  | 103.48 | 98.87  | 99.11  | 99.07  | 99.08  |
| 6      | 100.93 | 101.21 | 100.56 | 100.49 | 101.79 | 101.33 | 101.03 | 102.19 | 100.28 | 100.66 | 100.68 | 100.67 |
| 7      | 97.88  | 97.29  | 98.67  | 98.82  | 96.59  | 97.14  | 97.51  | 96.39  | 99.24  | 98.53  | 98.49  | 98.52  |
| 8      | 101.40 | 101.81 | 100.84 | 100.74 | 102.68 | 101.99 | 101.54 | 103.28 | 100.42 | 100.99 | 101.02 | 101.00 |
| 9      | 100.38 | 100.59 | 100.14 | 100.12 | 102.17 | 100.87 | 100.13 | 103.85 | 99.86  | 100.37 | 100.38 | 100.37 |
| 10     | 97.88  | 97.29  | 98.67  | 98.82  | 96.59  | 97.14  | 97.51  | 96.39  | 99.24  | 98.53  | 98.49  | 98.52  |
| 11     | 100.38 | 100.59 | 100.14 | 100.12 | 102.17 | 100.87 | 100.13 | 103.85 | 99.86  | 100.37 | 100.38 | 100.37 |
| 12     | 99.50  | 99.40  | 99.65  | 99.69  | 99.73  | 99.45  | 99.29  | 100.26 | 99.72  | 99.69  | 99.68  | 99.68  |

曜日・祝祭日調整済季節指数(17年)

|        |        |        |        |        |        |        |        |        |        |        |        |        |
|--------|--------|--------|--------|--------|--------|--------|--------|--------|--------|--------|--------|--------|
| 17年 1月 | 92.34  | 91.57  | 94.39  | 92.79  | 76.69  | 81.91  | 87.16  | 66.97  | 104.56 | 92.19  | 91.12  | 92.22  |
| 2      | 103.25 | 106.91 | 98.44  | 96.31  | 85.98  | 87.59  | 98.44  | 77.61  | 102.19 | 97.47  | 97.35  | 97.45  |
| 3      | 120.18 | 125.77 | 112.31 | 101.74 | 100.21 | 99.68  | 109.15 | 89.31  | 109.16 | 112.61 | 113.13 | 112.65 |
| 4      | 99.80  | 98.23  | 102.81 | 98.40  | 84.07  | 102.39 | 107.70 | 60.18  | 95.08  | 96.06  | 96.48  | 95.96  |
| 5      | 88.12  | 85.98  | 93.62  | 95.81  | 87.88  | 100.86 | 105.16 | 70.12  | 92.01  | 93.57  | 93.97  | 93.59  |
| 6      | 94.60  | 95.28  | 93.00  | 101.98 | 89.74  | 110.38 | 109.11 | 67.49  | 94.20  | 102.09 | 102.50 | 102.11 |
| 7      | 95.95  | 96.95  | 94.49  | 101.30 | 91.99  | 108.96 | 94.40  | 79.78  | 97.01  | 101.42 | 100.88 | 101.45 |
| 8      | 91.76  | 92.88  | 89.19  | 95.64  | 91.32  | 92.03  | 86.87  | 93.62  | 91.84  | 95.14  | 94.27  | 95.15  |
| 9      | 99.71  | 100.09 | 99.26  | 104.47 | 124.18 | 105.65 | 102.35 | 151.18 | 93.84  | 104.78 | 105.10 | 104.81 |
| 10     | 102.21 | 98.75  | 107.55 | 104.12 | 140.28 | 103.56 | 98.64  | 189.61 | 99.14  | 100.32 | 100.85 | 100.26 |
| 11     | 103.95 | 102.58 | 106.17 | 103.75 | 126.51 | 104.37 | 100.29 | 156.19 | 105.38 | 101.50 | 101.92 | 101.51 |
| 12     | 103.72 | 100.18 | 105.09 | 100.52 | 99.50  | 97.54  | 94.73  | 102.84 | 112.56 | 99.91  | 99.45  | 99.86  |

6. 業種別及び特殊分類別季節指数 6. Seasonal Indices by Industry and by Use of Goods  
 (1) 生産指数(付加価値額ウエイト) (1) Indices of Industrial Production (Value Added Weights)

| 分類<br>コード | 業種                 |   |                                     |                                  |                                 |                     |                          |   |  |  | 時系列             |
|-----------|--------------------|---|-------------------------------------|----------------------------------|---------------------------------|---------------------|--------------------------|---|--|--|-----------------|
|           | 機械工業               | 機械工業<br>(除く造船)  | 電気機械工業<br>(旧分類)                     | 化学工業<br>(含.化学繊維)                 | 繊維工業<br>(除.化学繊維)                | 電力・ガス事業             | 新聞・出版業                   | 情報関連<br>資本財   | 情報関連<br>消費財  | 情報関連<br>生産財  |                 |
|           | Machinery industry | Machinery industry (excl. Steel ships and rolling stocks) | Electrical machinery (1995 version) | Chemicals (incl. Chemical fiber) | Textiles (excl. Chemical fiber) | Electricity and gas | Newspaper and publishing | Information and technical electronics equipment for Capital goods | Information and technical electronics equipment for Consumer goods | Information and technical electronics equipment for Producer goods | Industries Code |
|           | 403                | 404   | 405                                 | 406                              | 407                             | 408                 | 409                      | 410   | 411  | 412  | Time series     |

季節指数

|    |        |        |        |        |        |        |        |        |        |        |      |
|----|--------|--------|--------|--------|--------|--------|--------|--------|--------|--------|------|
| 1月 | 91.89  | 91.94  | 90.38  | 93.74  | 92.78  | 109.43 | 91.22  | 92.96  | 90.63  | 93.57  | Jan. |
| 2  | 99.79  | 99.55  | 96.93  | 96.55  | 99.33  | 100.33 | 101.72 | 107.03 | 99.79  | 94.51  | Feb. |
| 3  | 119.17 | 124.29 | 111.84 | 101.36 | 97.23  | 98.18  | 108.46 | 85.10  | 109.16 | 111.83 | Mar. |
| 4  | 100.78 | 99.43  | 103.46 | 98.95  | 85.06  | 103.64 | 109.03 | 60.69  | 95.48  | 96.68  | Apr. |
| 5  | 89.53  | 87.57  | 94.75  | 96.83  | 87.57  | 102.34 | 107.83 | 67.76  | 93.06  | 94.41  | May. |
| 6  | 93.73  | 94.14  | 92.48  | 101.48 | 88.16  | 108.93 | 108.00 | 66.04  | 93.94  | 101.42 | Jun. |
| 7  | 98.03  | 99.65  | 95.76  | 102.51 | 95.24  | 112.17 | 96.81  | 82.77  | 97.75  | 102.93 | Jul. |
| 8  | 90.49  | 91.23  | 88.45  | 94.94  | 88.94  | 90.23  | 85.55  | 90.65  | 91.46  | 94.21  | Aug. |
| 9  | 99.33  | 99.50  | 99.12  | 104.34 | 121.54 | 102.22 | 145.58 | 93.97  | 104.39 | 104.70 | Sep. |
| 10 | 104.42 | 101.50 | 109.00 | 105.36 | 145.23 | 106.61 | 101.16 | 196.71 | 99.90  | 101.82 | Oct. |
| 11 | 103.56 | 101.98 | 106.02 | 103.63 | 123.82 | 103.47 | 100.16 | 150.40 | 105.53 | 101.13 | Nov. |
| 12 | 104.24 | 100.78 | 105.46 | 100.83 | 99.77  | 98.08  | 95.41  | 102.57 | 112.88 | 100.22 | Dec. |

曜日・祝祭日調整済季節指数(2004)

|          |        |        |        |        |        |        |        |        |        |        |      |
|----------|--------|--------|--------|--------|--------|--------|--------|--------|--------|--------|------|
| 2004年 1月 | 99.62  | 99.61  | 99.68  | 99.75  | 99.79  | 99.87  | 99.80  | 99.64  | 99.77  | 99.71  | Jan. |
| 2        | 101.63 | 101.61 | 101.74 | 101.90 | 102.20 | 102.32 | 102.29 | 101.39 | 101.17 | 101.93 | Feb. |
| 3        | 102.11 | 102.20 | 101.78 | 101.38 | 101.12 | 100.74 | 101.10 | 102.05 | 101.41 | 101.59 | Mar. |
| 4        | 100.62 | 100.62 | 100.58 | 100.49 | 100.23 | 100.19 | 100.16 | 100.88 | 101.22 | 100.42 | Apr. |
| 5        | 97.51  | 97.42  | 97.88  | 98.33  | 98.70  | 99.14  | 98.76  | 97.47  | 97.99  | 98.14  | May. |
| 6        | 100.80 | 100.81 | 100.72 | 100.59 | 100.35 | 100.26 | 100.29 | 100.99 | 101.16 | 100.57 | Jun. |
| 7        | 99.62  | 99.61  | 99.68  | 99.75  | 99.79  | 99.87  | 99.80  | 99.64  | 99.77  | 99.71  | Jul. |
| 8        | 99.80  | 99.80  | 99.82  | 99.85  | 99.91  | 99.94  | 99.93  | 99.75  | 99.71  | 99.86  | Aug. |
| 9        | 100.44 | 100.42 |        |        |        |        |        |        |        |        |      |

6. 業種別及び特殊分類別季節指数 6. Seasonal Indices by Industry and by Use of Goods  
(1) 生産指数(付加価値額ウエイト) (1) Indices of Industrial Production (Value Added Weights)

Table with 13 columns: 分類コード, 鉱工業, 最終需要財, 投資財, 資本財, 資本財(除輸送機械), 非鉄金属工業, 金属製品工業, 一般機械工業, 電気機械工業, 情報通信機械工業, 輸送機械工業, 精密機械工業. Includes sub-headers for Mining and manufacturing, Final demand goods, Investment goods, Capital goods, Non-ferrous metals, Fabricated metals, General machinery, Electrical machinery, Information and communication electronics equipment, Transport equipment, Precision instruments.

Table showing seasonal indices for 16 years (1999-2014) for 12 months (1月 to 12月) across 13 industry categories.

Table showing 'Trading-day and holiday' index for 16 years (1999-2014) for 12 months (1月 to 12月) across 13 industry categories.

Table showing 'Trading-day and holiday' index adjusted for seasonal effects for 16 years (1999-2014) for 12 months (1月 to 12月) across 13 industry categories.

Table showing 'Trading-day and holiday' index for 17 years (2000-2016) for 12 months (1月 to 12月) across 13 industry categories.

Table showing 'Trading-day and holiday' index adjusted for seasonal effects for 17 years (2000-2016) for 12 months (1月 to 12月) across 13 industry categories.

6. 業種別及び特殊分類別季節指数 6. Seasonal Indices by Industry and by Use of Goods  
(1) 生産指数(付加価値額ウエイト) (1) Indices of Industrial Production (Value Added Weights)

Table with 13 columns: 窯業・土石製品工業, その他工業, 家具工業, その他製品工業, 建設財, 鉄鋼業, 金属製品工業, 一般機械工業, 電気機械工業, 窯業・土石製品工業, 化学工業, 石油・石炭製品工業, Industries Code. Includes sub-headers for Ceramics, stone and clay products, Other manufacturing, Furniture, Other products, Construction goods, Iron and steel, Fabricated metals, General machinery, Electrical machinery, Ceramics, stone and clay products, Chemicals, Petroleum and coal products.

Table showing seasonal indices for 16 years (1999-2014) for 12 months (1月 to 12月) across 13 industry categories.

Table showing 'Trading-day and holiday' index for 16 years (1999-2014) for 12 months (1月 to 12月) across 13 industry categories.

Table showing 'Trading-day and holiday' index adjusted for seasonal effects for 16 years (1999-2014) for 12 months (1月 to 12月) across 13 industry categories.

Table showing 'Trading-day and holiday' index for 17 years (2000-2016) for 12 months (1月 to 12月) across 13 industry categories.

Table showing 'Trading-day and holiday' index adjusted for seasonal effects for 17 years (2000-2016) for 12 months (1月 to 12月) across 13 industry categories.



6. 業種別及び特殊分類別季節指数 6. Seasonal Indices by Industry and by Use of Goods  
 (1) 生産指数(付加価値額ウェイト) (1) Indices of Industrial Production (Value Added Weights)

| 分類コード<br>時系列 | 業種別        |      |       |      |          |     |     |       |        |        |          |        |
|--------------|------------|------|-------|------|----------|-----|-----|-------|--------|--------|----------|--------|
|              | プラスチック製品工業 | 繊維工業 | その他工業 | 家具工業 | 木材・木製品工業 | 鉱業  | 消費財 | 耐久消費財 | 金属製品工業 | 電気機械工業 | 情報通信機械工業 | 輸送機械工業 |
|              | 224        | 225  | 226   | 227  | 228      | 229 | 230 | 231   | 232    | 233    | 234      | 235    |

| 季節指数 | 1月     | 2月     | 3月     | 4月     | 5月     | 6月     | 7月     | 8月     | 9月     | 10月    | 11月    | 12月    |
|------|--------|--------|--------|--------|--------|--------|--------|--------|--------|--------|--------|--------|
| 16年  | 93.27  | 91.85  | 91.54  | 87.60  | 92.21  | 86.57  | 86.76  | 90.39  | 78.30  | 81.19  | 81.41  | 96.25  |
| 17年  | 99.35  | 100.87 | 96.88  | 97.68  | 96.47  | 98.98  | 97.05  | 102.08 | 80.55  | 104.35 | 91.16  | 107.42 |
| 18年  | 104.43 | 107.26 | 101.57 | 105.96 | 101.16 | 109.51 | 107.39 | 113.14 | 87.19  | 117.93 | 113.49 | 115.22 |
| 19年  | 91.95  | 101.43 | 96.29  | 85.98  | 99.50  | 96.73  | 99.59  | 93.97  | 82.57  | 114.65 | 95.86  | 91.90  |
| 20年  | 89.58  | 95.95  | 95.79  | 88.49  | 97.70  | 92.89  | 96.10  | 93.28  | 80.47  | 113.02 | 97.39  | 88.60  |
| 21年  | 97.00  | 96.11  | 101.04 | 97.68  | 101.85 | 97.41  | 104.54 | 105.66 | 91.47  | 127.06 | 108.56 | 102.75 |
| 22年  | 99.87  | 103.37 | 103.92 | 107.70 | 102.94 | 100.51 | 104.78 | 105.21 | 95.92  | 124.93 | 104.03 | 104.75 |
| 23年  | 89.68  | 97.49  | 95.48  | 95.29  | 94.75  | 92.66  | 90.03  | 82.94  | 92.53  | 74.28  | 89.67  | 80.89  |
| 24年  | 111.20 | 101.12 | 103.99 | 106.94 | 102.96 | 98.91  | 102.31 | 104.77 | 117.87 | 81.04  | 108.41 | 106.77 |
| 25年  | 110.19 | 107.46 | 106.40 | 110.53 | 105.35 | 107.40 | 105.97 | 105.79 | 135.36 | 84.31  | 105.86 | 106.14 |
| 26年  | 110.53 | 101.60 | 105.54 | 111.04 | 104.27 | 108.69 | 104.42 | 106.43 | 137.44 | 88.15  | 108.21 | 105.09 |
| 27年  | 102.95 | 95.42  | 101.65 | 105.20 | 100.92 | 109.79 | 101.04 | 96.56  | 120.44 | 89.07  | 96.07  | 94.47  |

| 曜日・祝祭日指数(16年) | 1月     | 2月     | 3月     | 4月     | 5月     | 6月     | 7月     | 8月     | 9月     | 10月    | 11月    | 12月    |
|---------------|--------|--------|--------|--------|--------|--------|--------|--------|--------|--------|--------|--------|
| 16年           | 99.80  | 99.64  | 99.41  | 99.69  | 99.79  | 99.58  | 99.50  | 98.95  | 99.69  | 99.44  | 99.46  | 99.46  |
| 17年           | 102.30 | 102.00 | 101.78 | 100.72 | 102.01 | 102.00 | 101.41 | 100.91 | 100.31 | 101.06 | 100.87 | 100.87 |
| 18年           | 101.68 | 101.12 | 101.97 | 103.35 | 101.71 | 101.16 | 102.36 | 102.86 | 105.78 | 101.85 | 103.16 | 103.08 |
| 19年           | 100.03 | 100.44 | 100.49 | 101.30 | 100.31 | 100.43 | 100.79 | 101.20 | 101.23 | 101.25 | 101.18 | 101.20 |
| 20年           | 98.20  | 98.62  | 97.71  | 95.95  | 98.06  | 98.59  | 97.18  | 96.50  | 93.49  | 97.53  | 96.19  | 96.28  |
| 21年           | 100.28 | 100.51 | 100.68 | 101.51 | 100.50 | 100.51 | 100.97 | 101.36 | 101.83 | 101.25 | 101.39 | 101.39 |
| 22年           | 99.68  | 99.80  | 99.64  | 99.41  | 99.69  | 99.79  | 99.58  | 99.50  | 98.95  | 99.69  | 99.44  | 99.46  |
| 23年           | 99.93  | 99.87  | 99.83  | 99.62  | 99.88  | 99.87  | 99.76  | 99.66  | 99.54  | 99.69  | 99.65  | 99.65  |
| 24年           | 99.78  | 100.37 | 100.31 | 101.07 | 100.12 | 100.35 | 100.61 | 101.04 | 100.63 | 101.26 | 100.96 | 100.99 |
| 25年           | 99.19  | 98.91  | 98.45  | 96.78  | 98.81  | 98.91  | 97.88  | 97.12  | 95.77  | 97.51  | 97.01  | 97.04  |
| 26年           | 99.78  | 100.37 | 100.31 | 101.07 | 100.12 | 100.35 | 100.61 | 101.04 | 100.63 | 101.26 | 100.96 | 100.99 |
| 27年           | 100.17 | 100.69 | 100.83 | 102.06 | 100.56 | 100.68 | 101.27 | 101.88 | 102.13 | 101.87 | 101.88 | 101.90 |

| 曜日・祝祭日調整済季節指数(16年) | 1月     | 2月     | 3月     | 4月     | 5月     | 6月     | 7月     | 8月     | 9月     | 10月    | 11月    | 12月    |
|--------------------|--------|--------|--------|--------|--------|--------|--------|--------|--------|--------|--------|--------|
| 16年                | 92.97  | 91.67  | 91.21  | 87.08  | 91.92  | 86.39  | 86.40  | 89.94  | 77.48  | 80.94  | 80.95  | 95.73  |
| 17年                | 101.64 | 102.89 | 98.60  | 98.38  | 98.41  | 100.96 | 98.42  | 103.01 | 80.80  | 105.46 | 91.95  | 108.35 |
| 18年                | 106.18 | 108.46 | 103.57 | 109.51 | 102.89 | 110.78 | 109.92 | 116.38 | 92.23  | 120.11 | 117.08 | 118.77 |
| 19年                | 91.98  | 101.88 | 96.76  | 87.10  | 99.81  | 97.15  | 100.38 | 95.10  | 83.59  | 116.08 | 96.99  | 93.00  |
| 20年                | 87.97  | 94.63  | 93.60  | 84.91  | 95.80  | 91.58  | 93.39  | 90.02  | 75.23  | 110.23 | 93.68  | 85.30  |
| 21年                | 97.27  | 96.60  | 101.73 | 99.15  | 102.36 | 97.91  | 105.55 | 107.10 | 93.14  | 128.65 | 110.07 | 104.18 |
| 22年                | 99.55  | 103.16 | 103.55 | 107.06 | 102.62 | 100.30 | 104.34 | 104.68 | 94.91  | 124.54 | 103.45 | 104.18 |
| 23年                | 89.62  | 97.36  | 95.32  | 94.93  | 94.64  | 92.54  | 89.81  | 82.66  | 92.10  | 74.05  | 89.36  | 80.61  |
| 24年                | 110.96 | 101.49 | 104.31 | 108.08 | 103.08 | 99.26  | 102.93 | 105.86 | 118.61 | 82.06  | 109.45 | 107.83 |
| 25年                | 109.30 | 106.29 | 104.75 | 106.97 | 104.10 | 106.23 | 103.72 | 102.74 | 129.63 | 82.21  | 102.69 | 103.00 |
| 26年                | 110.29 | 101.98 | 105.87 | 112.23 | 104.40 | 109.07 | 105.06 | 107.54 | 138.31 | 89.26  | 109.25 | 106.13 |
| 27年                | 103.13 | 96.08  | 102.49 | 107.37 | 101.49 | 110.54 | 102.32 | 98.38  | 123.01 | 90.74  | 97.88  | 96.26  |

| 曜日・祝祭日指数(17年) | 1月     | 2月     | 3月     | 4月     | 5月     | 6月     | 7月     | 8月     | 9月     | 10月    | 11月    | 12月    |
|---------------|--------|--------|--------|--------|--------|--------|--------|--------|--------|--------|--------|--------|
| 17年           | 100.93 | 99.41  | 99.74  | 98.22  | 100.14 | 99.47  | 99.12  | 98.21  | 99.76  | 97.48  | 98.43  | 98.36  |
| 18年           | 99.12  | 99.12  | 99.12  | 99.12  | 99.12  | 99.12  | 99.12  | 99.12  | 99.12  | 99.12  | 99.12  | 99.12  |
| 19年           | 99.92  | 100.62 | 100.65 | 101.83 | 100.37 | 100.60 | 101.08 | 101.71 | 101.53 | 101.88 | 101.66 | 101.69 |
| 20年           | 99.54  | 99.55  | 99.30  | 98.66  | 99.44  | 99.54  | 99.09  | 98.82  | 98.05  | 99.07  | 98.75  | 98.77  |
| 21年           | 98.68  | 99.51  | 98.89  | 98.56  | 98.93  | 99.47  | 98.86  | 98.86  | 96.59  | 99.71  | 98.60  | 98.68  |
| 22年           | 100.28 | 100.51 | 100.68 | 101.51 | 100.50 | 100.51 | 100.97 | 101.36 | 101.83 | 101.25 | 101.39 | 101.39 |
| 23年           | 99.19  | 98.91  | 98.45  | 96.78  | 98.81  | 98.91  | 97.88  | 97.12  | 95.77  | 97.51  | 97.01  | 97.04  |
| 24年           | 100.42 | 100.76 | 101.02 | 102.27 | 100.75 | 100.76 | 101.45 | 102.04 | 102.74 | 101.87 | 102.09 | 102.09 |
| 25年           | 99.78  | 100.37 | 100.31 | 101.07 | 100.12 | 100.35 | 100.61 | 101.04 | 100.63 | 101.26 | 100.96 | 100.99 |
| 26年           | 99.19  | 98.91  | 98.45  | 96.78  | 98.81  | 98.91  | 97.88  | 97.12  | 95.77  | 97.51  | 97.01  | 97.04  |
| 27年           | 99.78  | 100.37 | 100.31 | 101.07 | 100.12 | 100.35 | 100.61 | 101.04 | 100.63 | 101.26 | 100.96 | 100.99 |
| 28年           | 99.68  | 99.80  | 99.64  | 99.41  | 99.69  | 99.79  | 99.58  | 99.50  | 98.95  | 99.69  | 99.44  | 99.46  |

| 曜日・祝祭日調整済季節指数(17年) | 1月     | 2月     | 3月     | 4月     | 5月     | 6月     | 7月     | 8月     | 9月     | 10月    | 11月    | 12月    |
|--------------------|--------|--------|--------|--------|--------|--------|--------|--------|--------|--------|--------|--------|
| 17年                | 94.14  | 91.31  | 91.30  | 86.04  | 92.34  | 86.11  | 86.00  | 88.77  | 78.11  | 79.14  | 80.13  | 94.67  |
| 18年                | 98.48  | 99.98  | 96.03  | 96.82  | 95.62  | 98.11  | 96.20  | 101.18 | 79.84  | 103.43 | 90.36  | 106.47 |
| 19年                | 104.35 | 107.93 | 102.23 | 107.90 | 101.53 | 110.17 | 108.55 | 115.07 | 88.52  | 120.15 | 115.37 | 117.17 |
| 20年                | 91.53  | 100.97 | 95.62  | 84.83  | 98.94  | 96.29  | 98.68  | 92.86  | 80.96  | 113.58 | 94.66  | 90.77  |
| 21年                | 88.40  | 95.48  | 94.73  | 87.22  | 96.65  | 92.40  | 95.00  | 92.22  | 77.73  | 112.69 | 96.03  | 87.43  |
| 22年                | 97.27  | 96.60  | 101.73 | 99.15  | 102.36 | 97.91  | 105.55 | 107.10 | 93.14  | 128.65 | 110.07 | 104.18 |
| 23年                | 99.06  | 102.24 | 102.31 | 104.23 | 101.72 | 99.41  | 102.56 | 102.18 | 91.86  | 121.82 | 100.92 | 101.65 |
| 24年                | 90.06  | 98.23  | 96.45  | 97.45  | 95.46  | 93.36  | 91.34  | 84.63  | 95.07  | 75.67  | 91.54  | 82.58  |
| 25年                | 110.96 | 101.49 | 104.31 | 108.08 | 103.08 | 99.26  | 102.93 | 105.86 | 118.61 | 82.06  | 109.45 | 107.83 |
| 26年                | 109.30 | 106.29 | 104.75 | 106.97 | 104.10 | 106.23 | 103.72 | 102.74 | 129.63 | 82.21  | 102.69 | 103.00 |
| 27年                | 110.29 | 101.98 | 105.87 | 112.23 | 104.40 | 109.07 | 105.06 | 107.54 | 138.31 | 89.26  | 109.25 | 106.13 |
| 28年                | 102.62 | 95.23  | 101.28 | 104.58 | 100.61 | 109.56 | 100.62 | 96.08  | 119.18 | 88.79  | 95.53  | 93.96  |

6. 業種別及び特殊分類別季節指数 6. Seasonal Indices by Industry and by Use of Goods  
 (1) 生産指数(付加価値額ウェイト) (1) Indices of Industrial Production (Value Added Weights)

| 分類コード<br>時系列 | 業種別    |      |       |      |         |        |        |             |           |      |           |            |
|--------------|--------|------|-------|------|---------|--------|--------|-------------|-----------|------|-----------|------------|
|              | 精密機械工業 | 繊維工業 | その他工業 | 家具工業 | その他製品工業 | 非耐久消費財 | 電気機械工業 | 電子部品・デバイス工業 | 窯業・土石製品工業 | 化学工業 | 石油・石炭製品工業 | プラスチック製品工業 |
|              | 236    | 237  | 238   | 239  | 240     | 241    | 242    | 243         | 244       | 245  | 246       | 247        |

| 季節指数 | 1月     | 2月    | 3月     | 4月     | 5月    | 6月     | 7月     | 8月     | 9月     | 10月    | 11月    | 12月    |
|------|--------|-------|--------|--------|-------|--------|--------|--------|--------|--------|--------|--------|
| 16年  | 92.44  | 95.64 | 86.70  | 94.26  | 77.00 | 84.05  | 81.95  | 88.00  | 89.83  | 85.02  | 103.73 | 91.29  |
| 17年  | 93.12  | 94.72 | 91.36  | 99.31  | 80.87 | 93.56  | 87.18  | 95.60  | 100.08 | 96.34  | 96.10  | 95.26  |
| 18年  | 101.70 | 99.81 | 101.29 | 111.84 | 92.84 | 103.46 | 92.72  | 92.26  | 106.00 | 102.36 | 105.28 | 101.94 |
| 19年  | 97.78  | 89.70 | 92.68  | 103.46 | 82.33 | 103.42 | 95.89  | 98.06  | 105.20 | 102.22 | 96.07  | 106.56 |
| 20年  | 96.78  | 82.88 | 90.32  | 94.75  | 84.13 | 98.39  | 91.02  | 87.97  | 99.32  | 96.68  | 94.25  | 100.50 |
| 21年  | 96.00  | 82.83 | 89.68  | 92.48  | 86.82 | 103.64 | 102.87 | 110.04 | 104.17 | 104.89 | 87.05  | 100.54 |
| 22年  | 103.08 | 85.16 | 96.83  | 95.76  | 98.27 | 104.55 | 103.83 | 110.07 | 101.63 | 105.74 | 102.70 | 98.06  |
| 23年  | 95.93  | 94.93 | 89.47  | 88.45  | 90.75 | 94.65  | 88.86  | 86.44  | 88.86  | 92.79  | 110.35 |        |

6. 業種別及び特殊分類別季節指数 6. Seasonal Indices by Industry and by Use of Goods
(1) 生産指数(付加価値額ウェイト) (1) Indices of Industrial Production (Value Added Weights)

Table with 13 columns: 分類コード, 時系列, 248, 249, 250, 251, 252, 253, 254, 255, 256, 257, 258, 259. Rows include industry codes and descriptions like Pulp, paper and paper products, Textiles, etc.

Table showing seasonal indices for 16 years (1月 to 12月) across 13 industry categories.

Table showing 'Trading-day and holiday' index for 16 years (1月 to 12月) across 13 industry categories.

Table showing seasonal index without 'Trading-day and holiday' effects for 16 years (1月 to 12月) across 13 industry categories.

Table showing 'Trading-day and holiday' index for 17 years (1月 to 12月) across 13 industry categories.

Table showing seasonal index without 'Trading-day and holiday' effects for 17 years (1月 to 12月) across 13 industry categories.

6. 業種別及び特殊分類別季節指数 6. Seasonal Indices by Industry and by Use of Goods
(1) 生産指数(付加価値額ウェイト) (1) Indices of Industrial Production (Value Added Weights)

Table with 13 columns: Industries Code, 260, 261, 262, 263, 264, 265, 266, 267, 268, 269, 270, 271. Rows include industry codes and descriptions like Electrical machinery, Information and communication electronics equipment, etc.

Table showing seasonal indices for 16 years (1月 to 12月) across 13 industry categories.

Table showing 'Trading-day and holiday' index for 16 years (1月 to 12月) across 13 industry categories.

Table showing seasonal index without 'Trading-day and holiday' effects for 16 years (1月 to 12月) across 13 industry categories.

Table showing 'Trading-day and holiday' index for 17 years (1月 to 12月) across 13 industry categories.

Table showing seasonal index without 'Trading-day and holiday' effects for 17 years (1月 to 12月) across 13 industry categories.

6. 業種別及び特殊分類別季節指数 6. Seasonal Indices by Industry and by Use of Goods  
 (1) 生産指数(付加価値額ウェイト) (1) Indices of Industrial Production (Value Added Weights)

| 分類コード<br>時系列 | その他工業               | ゴム製品工業          | 皮革製品工業           | 木材・木製品工業               | 鉱業     | その他用財生産    | 金属製品工業            | 電気機械工業               | 精密機械工業                | 窯業・土石製品工業                         | 化学工業      | 石油・石炭製品工業                   |
|--------------|---------------------|-----------------|------------------|------------------------|--------|------------|-------------------|----------------------|-----------------------|-----------------------------------|-----------|-----------------------------|
|              | Other manufacturing | Rubber products | Leather products | Wood and wood products | Mining | For others | Fabricated metals | Electrical machinery | Precision instruments | Ceramics, stone and clay products | Chemicals | Petroleum and coal products |
|              | 272                 | 273             | 274              | 275                    | 276    | 277        | 278               | 279                  | 280                   | 281                               | 282       | 283                         |

季節指数

|    |        |        |        |        |        |        |        |        |        |        |        |        |
|----|--------|--------|--------|--------|--------|--------|--------|--------|--------|--------|--------|--------|
| 1月 | 93.18  | 92.35  | 90.17  | 94.54  | 98.83  | 91.67  | 95.97  | 83.55  | 95.55  | 89.13  | 72.26  | 106.25 |
| 2  | 98.95  | 99.18  | 94.18  | 99.45  | 100.76 | 99.04  | 104.45 | 84.85  | 100.96 | 97.41  | 98.53  | 105.82 |
| 3  | 106.71 | 108.55 | 100.40 | 101.99 | 109.41 | 105.22 | 110.08 | 89.30  | 98.85  | 105.90 | 101.52 | 109.62 |
| 4  | 98.84  | 100.04 | 99.51  | 94.99  | 96.42  | 102.48 | 105.25 | 98.78  | 94.60  | 104.61 | 107.59 | 98.33  |
| 5  | 93.99  | 94.09  | 93.79  | 94.43  | 92.07  | 97.62  | 98.33  | 94.75  | 92.33  | 104.41 | 102.08 | 91.19  |
| 6  | 102.08 | 102.33 | 100.87 | 100.96 | 97.28  | 102.80 | 102.04 | 104.90 | 98.66  | 107.79 | 111.93 | 90.94  |
| 7  | 104.89 | 105.25 | 110.71 | 102.01 | 98.28  | 102.18 | 98.14  | 104.57 | 102.67 | 103.08 | 95.81  | 98.36  |
| 8  | 89.80  | 87.78  | 98.43  | 95.34  | 92.57  | 89.70  | 89.03  | 87.47  | 97.44  | 93.42  | 77.79  | 102.26 |
| 9  | 104.35 | 103.75 | 100.29 | 107.39 | 95.74  | 101.07 | 99.97  | 106.06 | 102.63 | 95.14  | 105.97 | 95.55  |
| 10 | 105.48 | 105.84 | 102.58 | 105.44 | 103.39 | 104.34 | 99.35  | 120.80 | 107.95 | 99.82  | 117.84 | 96.09  |
| 11 | 103.31 | 103.16 | 103.62 | 103.12 | 104.95 | 103.77 | 99.94  | 117.80 | 107.95 | 101.29 | 109.89 | 97.43  |
| 12 | 98.44  | 97.68  | 105.63 | 100.48 | 110.36 | 100.17 | 97.36  | 107.03 | 100.86 | 98.05  | 98.69  | 107.89 |

曜日・祝祭日指数(16年)

|        |        |        |        |        |        |        |        |        |        |        |        |        |
|--------|--------|--------|--------|--------|--------|--------|--------|--------|--------|--------|--------|--------|
| 16年 1月 | 99.78  | 99.78  | 99.90  | 99.72  | 99.88  | 99.71  | 99.45  | 99.53  | 100.14 | 99.76  | 98.88  | 99.77  |
| 2      | 101.96 | 101.89 | 102.57 | 102.08 | 102.33 | 102.05 | 101.63 | 101.30 | 103.71 | 101.88 | 99.75  | 102.14 |
| 3      | 101.26 | 101.26 | 100.51 | 101.55 | 100.66 | 101.55 | 102.98 | 102.68 | 99.09  | 101.35 | 106.26 | 101.24 |
| 4      | 100.45 | 100.53 | 99.99  | 100.27 | 100.19 | 100.31 | 100.45 | 100.85 | 99.11  | 101.71 | 101.27 | 100.27 |
| 5      | 98.47  | 98.45  | 99.45  | 98.25  | 99.21  | 98.23  | 96.67  | 96.83  | 101.31 | 98.36  | 92.83  | 98.57  |
| 6      | 100.54 | 100.60 | 100.07 | 100.44 | 100.25 | 100.48 | 100.80 | 101.06 | 99.18  | 100.60 | 102.27 | 100.40 |
| 7      | 99.78  | 99.78  | 99.90  | 99.72  | 99.88  | 99.71  | 99.45  | 99.53  | 100.14 | 99.76  | 98.88  | 99.77  |
| 8      | 99.87  | 99.85  | 99.98  | 99.89  | 99.94  | 99.88  | 99.80  | 99.74  | 100.21 | 99.85  | 99.43  | 99.90  |
| 9      | 100.36 | 100.46 | 99.91  | 100.09 | 100.14 | 100.15 | 100.08 | 100.63 | 99.05  | 100.43 | 101.13 | 100.14 |
| 10     | 98.83  | 98.74  | 99.78  | 98.94  | 99.43  | 98.88  | 98.06  | 97.67  | 101.58 | 98.70  | 94.94  | 99.07  |
| 11     | 100.36 | 100.46 | 99.91  | 100.09 | 100.14 | 100.15 | 100.08 | 100.63 | 99.05  | 100.43 | 101.13 | 100.14 |
| 12     | 100.72 | 100.83 | 100.02 | 100.50 | 100.32 | 100.54 | 100.85 | 101.38 | 98.69  | 100.82 | 102.83 | 100.47 |

曜日・祝祭日調整季節指数(16年)

|        |        |        |        |        |        |        |        |        |        |        |        |        |
|--------|--------|--------|--------|--------|--------|--------|--------|--------|--------|--------|--------|--------|
| 16年 1月 | 92.98  | 92.15  | 90.08  | 94.28  | 98.71  | 91.40  | 95.44  | 83.16  | 95.68  | 88.92  | 71.45  | 106.01 |
| 2      | 100.89 | 101.05 | 96.60  | 101.52 | 103.11 | 101.07 | 106.15 | 85.95  | 104.71 | 99.24  | 98.28  | 108.08 |
| 3      | 108.05 | 109.92 | 100.91 | 103.57 | 110.13 | 106.85 | 113.36 | 91.69  | 97.95  | 107.33 | 107.88 | 110.98 |
| 4      | 99.28  | 100.57 | 99.50  | 95.25  | 96.60  | 102.80 | 105.72 | 99.62  | 93.76  | 105.14 | 109.43 | 98.60  |
| 5      | 92.55  | 92.63  | 93.27  | 92.78  | 91.34  | 95.89  | 95.06  | 91.75  | 93.54  | 102.70 | 94.76  | 89.89  |
| 6      | 102.63 | 102.94 | 100.94 | 101.40 | 97.52  | 103.29 | 102.86 | 106.01 | 97.85  | 108.44 | 114.47 | 91.30  |
| 7      | 104.66 | 105.02 | 110.60 | 101.72 | 98.16  | 101.88 | 97.60  | 104.08 | 102.81 | 102.83 | 94.74  | 98.13  |
| 8      | 89.68  | 87.65  | 98.41  | 95.24  | 92.51  | 89.59  | 88.85  | 87.24  | 97.64  | 93.28  | 77.35  | 102.16 |
| 9      | 104.73 | 104.23 | 100.20 | 107.49 | 95.87  | 101.22 | 100.05 | 106.73 | 101.66 | 95.55  | 107.17 | 95.68  |
| 10     | 104.25 | 104.51 | 102.35 | 104.32 | 102.80 | 103.17 | 97.42  | 117.99 | 109.66 | 98.52  | 111.88 | 95.20  |
| 11     | 103.68 | 103.63 | 103.53 | 103.21 | 105.10 | 103.93 | 100.02 | 118.54 | 106.92 | 101.73 | 111.13 | 97.57  |
| 12     | 99.15  | 98.49  | 105.65 | 100.98 | 110.71 | 100.71 | 98.19  | 108.51 | 99.54  | 98.85  | 101.48 | 108.40 |

曜日・祝祭日指数(17年)

|        |        |        |        |        |        |        |        |        |        |        |        |        |
|--------|--------|--------|--------|--------|--------|--------|--------|--------|--------|--------|--------|--------|
| 17年 1月 | 99.45  | 99.23  | 100.35 | 100.14 | 99.83  | 100.04 | 100.49 | 99.14  | 102.06 | 99.30  | 98.64  | 99.96  |
| 2      | 99.12  | 99.12  | 99.12  | 99.12  | 99.12  | 99.12  | 99.12  | 99.12  | 99.12  | 99.12  | 99.12  | 99.12  |
| 3      | 100.63 | 100.76 | 99.94  | 100.32 | 100.27 | 100.38 | 100.48 | 101.15 | 98.63  | 100.74 | 102.25 | 100.34 |
| 4      | 99.51  | 99.48  | 99.87  | 99.50  | 99.75  | 99.47  | 99.05  | 99.00  | 100.55 | 99.46  | 97.76  | 99.57  |
| 5      | 99.42  | 99.49  | 99.57  | 99.02  | 99.66  | 99.05  | 98.04  | 98.67  | 99.88  | 99.41  | 96.68  | 99.26  |
| 6      | 100.54 | 100.60 | 100.07 | 100.44 | 100.25 | 100.48 | 100.80 | 101.06 | 99.18  | 100.60 | 102.27 | 100.40 |
| 7      | 98.83  | 98.74  | 99.78  | 98.94  | 99.43  | 98.88  | 98.06  | 97.67  | 101.58 | 98.70  | 94.94  | 99.07  |
| 8      | 100.81 | 100.90 | 100.10 | 100.67 | 100.38 | 100.71 | 101.20 | 101.59 | 98.76  | 100.91 | 103.40 | 100.60 |
| 9      | 100.36 | 100.46 | 99.91  | 100.09 | 100.14 | 100.15 | 100.08 | 100.63 | 99.05  | 100.43 | 101.13 | 100.14 |
| 10     | 98.83  | 98.74  | 99.78  | 98.94  | 99.43  | 98.88  | 98.06  | 97.67  | 101.58 | 98.70  | 94.94  | 99.07  |
| 11     | 100.36 | 100.46 | 99.91  | 100.09 | 100.14 | 100.15 | 100.08 | 100.63 | 99.05  | 100.43 | 101.13 | 100.14 |
| 12     | 99.78  | 99.78  | 99.90  | 99.72  | 99.88  | 99.71  | 99.45  | 99.53  | 100.14 | 99.76  | 98.88  | 99.77  |

曜日・祝祭日調整季節指数(17年)

|        |        |        |        |        |        |        |        |        |        |        |        |        |
|--------|--------|--------|--------|--------|--------|--------|--------|--------|--------|--------|--------|--------|
| 17年 1月 | 92.67  | 91.64  | 90.49  | 94.67  | 98.66  | 91.71  | 96.44  | 82.83  | 97.52  | 88.51  | 71.28  | 106.21 |
| 2      | 98.08  | 98.31  | 93.35  | 98.57  | 99.87  | 98.17  | 103.53 | 84.10  | 100.07 | 96.55  | 97.66  | 104.89 |
| 3      | 107.38 | 109.37 | 100.34 | 102.32 | 109.71 | 105.62 | 110.61 | 90.33  | 97.50  | 106.68 | 103.80 | 109.99 |
| 4      | 98.36  | 99.52  | 99.38  | 94.52  | 96.18  | 101.94 | 104.25 | 97.79  | 95.12  | 104.05 | 105.18 | 97.91  |
| 5      | 93.44  | 93.61  | 93.39  | 93.50  | 91.76  | 96.69  | 96.40  | 93.49  | 92.22  | 103.79 | 98.69  | 90.52  |
| 6      | 102.63 | 102.94 | 100.94 | 101.40 | 97.52  | 103.29 | 102.86 | 106.01 | 97.85  | 108.44 | 114.47 | 91.30  |
| 7      | 103.66 | 103.92 | 110.47 | 100.93 | 97.72  | 101.04 | 96.24  | 102.13 | 104.29 | 101.74 | 90.96  | 97.45  |
| 8      | 90.53  | 88.57  | 98.53  | 95.98  | 92.92  | 90.34  | 90.10  | 88.86  | 96.23  | 94.27  | 80.43  | 102.87 |
| 9      | 104.73 | 104.23 | 100.20 | 107.49 | 95.87  | 101.22 | 100.05 | 106.73 | 101.66 | 95.55  | 107.17 | 95.68  |
| 10     | 104.25 | 104.51 | 102.35 | 104.32 | 102.80 | 103.17 | 97.42  | 117.99 | 109.66 | 98.52  | 111.88 | 95.20  |
| 11     | 103.68 | 103.63 | 103.53 | 103.21 | 105.10 | 103.93 | 100.02 | 118.54 | 106.92 | 101.73 | 111.13 | 97.57  |
| 12     | 98.22  | 97.47  | 105.52 | 100.20 | 110.23 | 99.88  | 96.82  | 106.53 | 101.00 | 97.81  | 97.58  | 107.64 |

6. 業種別及び特殊分類別季節指数 6. Seasonal Indices by Industry and by Use of Goods  
 (1) 生産指数(付加価値額ウェイト) (1) Indices of Industrial Production (Value Added Weights)

| 分類コード<br>時系列 | その他工業               | ゴム製品工業          | その他製品工業        | 鉱業     | Industries Code |
|--------------|---------------------|-----------------|----------------|--------|-----------------|
|              | Other manufacturing | Rubber products | Other products | Mining | Time series     |
|              | 284                 | 285             | 286            | 287    | 288             |

季節指数

|        |        |        |        |        |      |
|--------|--------|--------|--------|--------|------|
| 97.62  | 87.62  | 87.83  | 86.52  | 121.16 | Jan. |
| 98.18  | 97.50  | 96.91  | 99.23  | 106.89 | Feb. |
| 106.06 | 106.74 | 106.06 | 108.66 | 108.78 | Mar. |
| 99.82  | 104.17 | 102.97 | 109.20 | 93.05  | Apr. |
| 105.13 | 97.02  | 95.28  | 108.01 | 93.89  | May. |
| 106.03 | 104.82 | 104.58 | 108.15 | 89.08  | Jun. |
| 94.67  | 105.83 | 107.00 | 96.83  | 95.07  | Jul. |
| 93.24  | 87.98  | 87.84  | 85.49  | 89.30  | Aug. |
| 101.21 | 102.39 | 103.13 | 102.48 | 89.45  | Sep. |
| 99.31  | 105.56 | 107.21 | 100.82 | 91.00  | Oct. |
| 101.09 | 102.41 | 102.79 | 100.05 | 103.64 | Nov. |
| 97.55  | 98.03  | 98.34  | 95.17  | 118.82 | Dec. |

曜日・祝祭日調整季節指数(2004)

|        |        |        |        |        |           |
|--------|--------|--------|--------|--------|-----------|
| 99.81  | 99.91  | 100.07 | 99.30  | 99.64  | Jan. 2004 |
| 102.29 | 102.42 | 102.68 | 101.37 | 102.55 | Feb.      |
| 101.01 | 100.49 | 99.62  | 103.76 | 101.83 | Mar.      |
| 100.17 | 100.14 | 100.05 | 100.55 | 99.74  | Apr.      |
| 98.85  | 99.42  | 100.39 | 95.80  | 98.13  | May.      |
| 100.29 | 100.18 | 99.98  | 101.00 | 100.08 | Jun.      |
| 99.81  | 99.91  | 100.07 | 99.30  | 99.64  | Jul.      |
| 99.93  | 99.95  | 100.00 | 99.75  | 99.98  | Aug.      |
| 100.06 | 100.09 | 100.12 | 100.10 | 99.40  | Sep.      |
| 99.31  | 99.60  | 100.11 | 97.55  | 99.50  | Oct.      |
| 100.06 | 100.09 | 100.12 | 100.10 | 99.40  | Nov.      |
| 100.31 | 100.23 | 100.04 | 101.04 | 99.78  | Dec.      |

曜日・祝祭日調整季節指数(2005)

|        |        |        |        |        |           |
|--------|--------|--------|--------|--------|-----------|
| 97.43  | 87.54  | 87.89  | 85.91  | 120.72 | Jan. 2004 |
| 100.43 | 99.86  | 99.51  | 100.59 | 109.62 | Feb.      |
| 107.13 | 107.26 | 105.66 | 112.75 | 110.77 | Mar.      |
| 99.99  | 104.32 | 103.02 | 109.80 | 92.81  | Apr.      |
| 103.92 | 96.46  | 95.65  | 103.47 | 92.13  | May.      |
| 106.34 | 105.01 | 104.56 | 109.23 | 89.15  | Jun.      |
| 94.49  | 105.73 | 107.07 | 96.15  | 94.73  | Jul.      |
| 93.17  | 87.94  | 87.84  | 85.28  | 89.28  | Aug.      |
| 101.27 | 102.48 | 103.25 | 102.58 | 88.91  | Sep.      |
| 98.62  | 105.14 | 107.33 | 98.35  | 90.55  | Oct.      |
| 101.15 | 102.50 | 102.91 | 100.15 | 103.02 | Nov.      |
| 97.85  | 98.26  | 98.38  | 96.16  | 118.56 | Dec.      |

曜日・祝祭日調整季節指数(2005)

|        |        |        |        |        |           |
|--------|--------|--------|--------|--------|-----------|
| 100.12 | 99.91  | 99.62  | 100.62 | 101.89 | Jan. 2005 |
| 99.12  | 99.12  | 99.12  | 99.12  | 99.12  | Feb.      |
| 100.20 | 100.18 | 100.11 | 100.60 | 99.44  | Mar.      |
| 99.67  | 99.82  | 100.08 | 98.80  | 99.60  | Apr.      |
| 99.35  | 99.73  | 100.35 | 97.53  | 98.27  | May.      |
| 100.29 | 100.18 |        |        |        |           |

6. 業種別及び特殊分類別季節指数 6. Seasonal Indices by Industry and by Use of Goods  
 (1) 生産指数(付加価値額ウェイト) (1) Indices of Industrial Production (Value Added Weights)

| 分類コード<br>時系列 | 鉱工業                      | 最終消費財              | 投資財              | 資本財           | 資本財<br>(除輸送機)                             | 製造設備用                       | 電力用             | 通信・放送用                             | 農業用             | 建設用              | 輸送用            | 事務用         |
|--------------|--------------------------|--------------------|------------------|---------------|---|-----------------------------|-----------------|------------------------------------|-----------------|------------------|----------------|-------------|
|              | Mining and manufacturing | Final demand goods | Investment goods | Capital goods | Capital goods (excl. Transport equipment) | For manufacturing equipment | For electricity | For communication and broadcasting | For agriculture | For construction | For transports | For offices |
|              | 300                      | 301                | 302              | 303           | 304                                       | 305                         | 306             | 307                                | 308             | 309              | 310            | 311         |

季節指数

|    |        |        |        |        |        |        |        |        |        |        |        |        |
|----|--------|--------|--------|--------|--------|--------|--------|--------|--------|--------|--------|--------|
| 1月 | 91.55  | 88.82  | 91.41  | 90.66  | 90.43  | 87.01  | 89.22  | 101.62 | 92.52  | 93.41  | 92.61  | 90.94  |
| 2  | 98.14  | 98.16  | 99.90  | 100.22 | 101.48 | 97.12  | 98.46  | 108.10 | 107.78 | 98.47  | 98.01  | 107.15 |
| 3  | 112.28 | 118.45 | 131.71 | 140.46 | 143.51 | 147.80 | 171.94 | 154.73 | 110.73 | 110.07 | 114.78 | 138.86 |
| 4  | 97.02  | 95.80  | 90.74  | 90.31  | 90.56  | 89.22  | 83.29  | 102.16 | 95.53  | 86.13  | 89.94  | 90.18  |
| 5  | 94.93  | 92.24  | 88.45  | 87.21  | 87.37  | 86.72  | 80.85  | 83.84  | 91.43  | 88.98  | 88.07  | 90.18  |
| 6  | 101.84 | 102.09 | 99.33  | 100.23 | 99.78  | 100.29 | 93.63  | 94.59  | 104.93 | 98.82  | 103.95 | 100.27 |
| 7  | 102.49 | 101.93 | 98.63  | 98.16  | 95.72  | 96.35  | 92.53  | 92.08  | 104.51 | 99.88  | 110.46 | 93.25  |
| 8  | 93.29  | 91.36  | 91.13  | 90.80  | 90.55  | 93.70  | 90.54  | 82.23  | 92.93  | 92.43  | 93.36  | 86.00  |
| 9  | 104.74 | 107.40 | 113.01 | 116.95 | 118.87 | 120.15 | 126.73 | 104.71 | 101.04 | 112.99 | 111.61 | 117.79 |
| 10 | 102.36 | 101.67 | 97.56  | 92.85  | 90.05  | 89.94  | 85.27  | 86.82  | 89.43  | 105.48 | 103.68 | 92.92  |
| 11 | 101.60 | 101.53 | 98.95  | 95.44  | 93.55  | 95.55  | 88.77  | 100.14 | 98.42  | 104.91 | 102.35 | 92.42  |
| 12 | 99.75  | 100.60 | 99.18  | 96.69  | 98.12  | 96.07  | 98.13  | 101.02 | 103.84 | 98.97  | 95.09  | 100.26 |

曜日・祝祭日指数(16年)

|        |        |        |        |        |        |        |        |        |        |        |        |        |
|--------|--------|--------|--------|--------|--------|--------|--------|--------|--------|--------|--------|--------|
| 16年 1月 | 99.68  | 99.66  | 99.76  | 99.80  | 99.82  | 100.02 | 99.95  | 99.05  | 99.49  | 99.40  | 99.83  | 99.88  |
| 2      | 101.78 | 101.70 | 102.07 | 102.14 | 102.32 | 103.04 | 102.62 | 100.65 | 102.13 | 101.41 | 101.43 | 101.61 |
| 3      | 101.78 | 101.90 | 101.35 | 101.11 | 101.00 | 99.86  | 100.22 | 105.21 | 102.69 | 103.26 | 101.07 | 100.84 |
| 4      | 100.53 | 100.60 | 100.33 | 100.30 | 100.14 | 99.64  | 99.98  | 100.99 | 100.00 | 100.61 | 101.02 | 100.89 |
| 5      | 97.89  | 97.75  | 98.43  | 98.69  | 98.87  | 100.29 | 99.77  | 94.17  | 97.13  | 96.31  | 98.44  | 98.74  |
| 6      | 100.68 | 100.75 | 100.46 | 100.40 | 100.26 | 99.70  | 100.02 | 101.56 | 100.41 | 100.97 | 100.95 | 100.81 |
| 7      | 99.68  | 99.66  | 99.76  | 99.80  | 99.82  | 100.02 | 99.95  | 99.05  | 99.49  | 99.40  | 99.83  | 99.88  |
| 8      | 99.83  | 99.81  | 99.89  | 99.90  | 99.94  | 100.08 | 99.99  | 99.61  | 99.90  | 99.76  | 99.76  | 99.80  |
| 9      | 100.38 | 100.44 | 100.19 | 100.20 | 100.02 | 99.58  | 99.95  | 100.42 | 99.58  | 100.25 | 101.09 | 100.96 |
| 10     | 98.48  | 98.36  | 98.96  | 99.09  | 99.36  | 100.54 | 99.91  | 96.33  | 98.77  | 97.71  | 98.17  | 98.45  |
| 11     | 100.38 | 100.44 | 100.19 | 100.20 | 100.02 | 99.58  | 99.95  | 100.42 | 99.58  | 100.25 | 101.09 | 100.96 |
| 12     | 100.87 | 100.97 | 100.55 | 100.51 | 100.27 | 99.49  | 100.00 | 101.78 | 100.20 | 101.08 | 101.50 | 101.30 |

曜日・祝祭日調整季節指数(16年)

|        |        |        |        |        |        |        |        |        |        |        |        |        |
|--------|--------|--------|--------|--------|--------|--------|--------|--------|--------|--------|--------|--------|
| 16年 1月 | 91.26  | 88.52  | 91.19  | 90.48  | 90.27  | 87.03  | 89.18  | 100.65 | 92.05  | 92.85  | 92.45  | 90.83  |
| 2      | 99.89  | 99.83  | 101.97 | 102.36 | 103.83 | 100.07 | 101.04 | 108.80 | 110.08 | 99.86  | 99.41  | 108.88 |
| 3      | 114.28 | 120.70 | 133.49 | 142.02 | 144.95 | 147.59 | 172.32 | 162.79 | 113.71 | 113.66 | 116.01 | 140.03 |
| 4      | 97.53  | 96.37  | 91.04  | 90.58  | 90.69  | 88.90  | 83.27  | 91.28  | 102.16 | 96.11  | 87.01  | 90.74  |
| 5      | 92.93  | 90.16  | 87.06  | 86.07  | 86.38  | 86.97  | 80.66  | 78.95  | 88.81  | 85.70  | 86.70  | 89.04  |
| 6      | 102.53 | 102.86 | 99.79  | 100.63 | 100.04 | 99.99  | 93.65  | 96.07  | 105.36 | 99.78  | 104.94 | 101.08 |
| 7      | 102.16 | 101.58 | 98.39  | 97.96  | 95.55  | 96.37  | 92.48  | 91.21  | 103.98 | 99.28  | 110.27 | 93.14  |
| 8      | 93.13  | 91.19  | 91.03  | 90.71  | 90.50  | 93.77  | 90.53  | 81.91  | 92.84  | 92.21  | 93.14  | 85.83  |
| 9      | 105.14 | 107.87 | 113.22 | 117.18 | 118.89 | 119.65 | 126.67 | 105.15 | 100.62 | 113.27 | 112.83 | 118.92 |
| 10     | 100.80 | 100.00 | 96.55  | 92.01  | 89.47  | 90.43  | 85.19  | 83.63  | 88.33  | 103.06 | 101.78 | 91.48  |
| 11     | 101.99 | 101.98 | 99.14  | 95.63  | 93.57  | 95.15  | 88.73  | 100.56 | 98.01  | 105.17 | 103.47 | 93.31  |
| 12     | 100.62 | 101.58 | 99.73  | 97.18  | 98.38  | 95.58  | 98.13  | 102.82 | 104.05 | 100.04 | 96.52  | 101.56 |

曜日・祝祭日指数(17年)

|        |        |        |        |        |        |        |        |        |        |        |        |        |
|--------|--------|--------|--------|--------|--------|--------|--------|--------|--------|--------|--------|--------|
| 17年 1月 | 99.52  | 99.42  | 99.89  | 99.79  | 100.21 | 100.97 | 100.16 | 100.12 | 101.64 | 100.15 | 97.69  | 97.93  |
| 2      | 99.12  | 99.12  | 99.12  | 99.12  | 99.12  | 99.12  | 99.12  | 99.12  | 99.12  | 99.12  | 99.12  | 99.12  |
| 3      | 100.72 | 100.81 | 100.41 | 100.41 | 100.15 | 99.43  | 99.97  | 101.20 | 99.77  | 100.73 | 101.57 | 101.37 |
| 4      | 99.34  | 99.29  | 99.53  | 99.60  | 99.69  | 100.17 | 99.94  | 98.28  | 99.28  | 98.91  | 99.36  | 99.47  |
| 5      | 99.08  | 99.04  | 99.22  | 99.40  | 99.33  | 99.77  | 99.81  | 96.83  | 97.83  | 97.98  | 100.11 | 100.18 |
| 6      | 100.68 | 100.75 | 100.46 | 100.40 | 100.26 | 99.70  | 100.02 | 101.56 | 100.41 | 100.97 | 100.95 | 100.81 |
| 7      | 98.48  | 98.36  | 98.96  | 99.09  | 99.36  | 100.54 | 99.91  | 96.33  | 98.77  | 97.71  | 98.17  | 98.45  |
| 8      | 101.02 | 101.12 | 100.68 | 100.61 | 100.39 | 99.55  | 100.04 | 102.35 | 100.61 | 101.45 | 101.43 | 101.22 |
| 9      | 100.38 | 100.44 | 100.19 | 100.20 | 100.02 | 99.58  | 99.95  | 100.42 | 99.58  | 100.25 | 101.09 | 100.96 |
| 10     | 98.48  | 98.36  | 98.96  | 99.09  | 99.36  | 100.54 | 99.91  | 96.33  | 98.77  | 97.71  | 98.17  | 98.45  |
| 11     | 100.38 | 100.44 | 100.19 | 100.20 | 100.02 | 99.58  | 99.95  | 100.42 | 99.58  | 100.25 | 101.09 | 100.96 |
| 12     | 99.68  | 99.66  | 99.76  | 99.80  | 99.82  | 100.02 | 99.95  | 99.05  | 99.49  | 99.40  | 99.83  | 99.88  |

曜日・祝祭日調整季節指数(17年)

|        |        |        |        |        |        |        |        |        |        |        |        |        |
|--------|--------|--------|--------|--------|--------|--------|--------|--------|--------|--------|--------|--------|
| 17年 1月 | 91.11  | 88.30  | 91.31  | 90.47  | 90.62  | 87.85  | 89.36  | 101.74 | 94.04  | 93.55  | 90.47  | 89.06  |
| 2      | 97.28  | 97.30  | 99.02  | 99.34  | 100.59 | 96.27  | 97.59  | 107.15 | 106.83 | 97.60  | 97.15  | 106.21 |
| 3      | 113.09 | 119.41 | 132.25 | 141.04 | 143.73 | 146.96 | 171.89 | 156.59 | 110.48 | 110.87 | 116.58 | 140.76 |
| 4      | 96.38  | 95.12  | 90.31  | 89.95  | 90.28  | 89.37  | 83.24  | 88.84  | 101.42 | 94.49  | 85.58  | 89.46  |
| 5      | 94.06  | 91.35  | 87.76  | 86.69  | 86.78  | 86.52  | 80.70  | 81.18  | 89.45  | 87.18  | 88.17  | 90.34  |
| 6      | 102.53 | 102.86 | 99.79  | 100.63 | 100.04 | 99.99  | 93.65  | 96.07  | 105.36 | 99.78  | 104.94 | 101.08 |
| 7      | 100.93 | 100.26 | 97.60  | 97.27  | 95.11  | 96.87  | 92.45  | 88.70  | 103.22 | 97.59  | 108.44 | 91.80  |
| 8      | 94.24  | 92.38  | 91.75  | 91.35  | 90.90  | 93.28  | 90.58  | 84.16  | 93.50  | 93.77  | 94.70  | 87.05  |
| 9      | 105.14 | 107.87 | 113.22 | 117.18 | 118.89 | 119.65 | 126.67 | 105.15 | 100.62 | 113.27 | 112.83 | 118.92 |
| 10     | 100.80 | 100.00 | 96.55  | 92.01  | 89.47  | 90.43  | 85.19  | 83.63  | 88.33  | 103.06 | 101.78 | 91.48  |
| 11     | 101.99 | 101.98 | 99.14  | 95.63  | 93.57  | 95.15  | 88.73  | 100.56 | 98.01  | 105.17 | 103.47 | 93.31  |
| 12     | 99.43  | 100.26 | 98.94  | 96.50  | 97.94  | 96.09  | 98.08  | 100.06 | 103.31 | 98.38  | 94.93  | 100.14 |

6. 業種別及び特殊分類別季節指数 6. Seasonal Indices by Industry and by Use of Goods  
 (1) 生産指数(付加価値額ウェイト) (1) Indices of Industrial Production (Value Added Weights)

| その他の資本財 | 建設財 | 建設用 | 土木用 | 消費財 | 耐久消費財 | 家事用 | 冷暖房用 | 家具・装飾品用 | 娯楽・教育用 | 乗用車・二輪車 | 非耐久消費財 | Industries Code |
|---------|-----|-----|-----|-----|-------|-----|------|---------|--------|---------|--------|-----------------|
|         |     |     |     |     |       |     |      |         |        |         |        |                 |
| 312     | 313 | 314 | 315 | 316 | 317   | 318 | 319  | 320     | 321    | 322     | 323    | Time series     |

Seasonal Index

|        |        |        |        |        |        |        |        |        |        |        |        |      |
|--------|--------|--------|--------|--------|--------|--------|--------|--------|--------|--------|--------|------|
| 90.41  | 92.14  | 92.70  | 90.79  | 86.76  | 90.39  | 85.99  | 66.46  | 95.84  | 80.69  | 96.25  | 84.05  | Jan. |
| 106.44 | 98.38  | 98.42  | 100.61 | 97.05  | 102.08 | 97.28  | 90.77  | 99.30  | 90.68  | 107.42 | 93.56  | Feb. |
| 146.37 | 113.30 | 103.66 | 150.53 | 107.39 | 113.14 | 111.23 | 117.92 | 106.31 | 110.04 | 115.22 | 103.46 | Mar. |
| 92.52  | 93.99  | 94.24  | 89.33  | 99.59  | 93.97  | 100.78 | 125.69 | 96.87  | 94.09  | 91.90  | 103.42 | Apr. |
| 91.43  | 91.15  | 92.92  | 84.58  | 96.10  | 93.28  | 94.32  | 130.26 | 89.86  | 95.98  | 88.60  | 98.39  | May. |
| 98.98  | 97.53  | 98.89  | 92.69  | 104.54 | 105.66 | 107.59 | 151.83 | 90.26  | 106.76 | 102.75 | 103.64 | Jun. |
| 95.33  | 99.82  | 101.93 | 91.87  | 104.78 | 105.21 | 111.16 | 133.06 | 92.96  | 103.07 | 104.75 | 104.55 | Jul. |
| 87.35  | 91.90  | 93.61  | 85.44  | 90.03  | 82.94  | 87.32  | 62.31  | 90.57  | 90.34  | 80.89  | 94.65  | Aug. |
| 120.95 | 105.08 | 104.73 | 107.34 | 102.31 | 104.77 | 99.39  | 66.34  | 103.24 | 109.73 | 106.77 | 100.53 | Sep. |
| 87.42  | 105.53 | 107.25 | 99.80  | 105.97 | 105.79 | 102.65 | 81.07  | 113.83 | 110.22 | 106.14 | 105.84 | Oct. |
| 88.10  | 106.80 | 107.78 | 102.54 | 104.42 | 106.43 | 102.46 | 89.98  | 111.16 | 110.05 | 105.09 | 103.51 | Nov. |
| 94.91  | 104.39 | 103.88 | 104.44 | 101.04 | 96.56  | 99.86  | 84.30  | 109.79 | 98.46  | 94.47  | 104.31 | Dec. |

"Trading-day and holiday" Index (2004)

|        |        |        |        |        |        |        |        |        |        |        |        |           |
|--------|--------|--------|--------|--------|--------|--------|--------|--------|--------|--------|--------|-----------|
| 99.62  | 99.73  | 99.69  | 99.77  | 99.58  | 99.50  | 99.53  | 99.36  | 99.73  | 99.52  | 99.46  | 99.70  | Jan. 2004 |
| 102.01 | 102.02 | 101.93 | 102.33 | 101.41 | 100.91 | 101.14 | 100.19 | 101.96 | 100.76 | 100.87 | 101.75 | Feb.      |
| 101.99 | 101.52 | 101.69 | 101.22 | 102.36 | 102.86 | 102.64 | 103.68 | 101.49 | 102.80 | 103.08 | 101.68 | Mar.      |
| 100.25 | 100.35 | 100.40 | 100.08 | 100.79 | 101.20 | 101.01 | 101.76 | 100.41 | 101.37 | 101.20 | 100.58 | Apr.      |
| 97.78  | 98.25  | 98.04  | 98.65  | 97.18  | 96.50  | 96.80  | 98.26  | 95.41  | 98.26  | 96.49  | 96.28  | May.      |
| 100.50 | 100.50 | 100.57 | 100.25 | 100.97 | 101.36 | 101.18 | 101.92 | 100.54 | 101.48 | 101.39 | 100.70 | Jun.      |
| 99.62  | 99.73  | 99.69  | 99.77  | 99.58  | 99.50  | 99.53  | 99.36  | 99.73  | 99.52  | 99.46  | 99.70  | Jul.      |
| 99.87  | 99.88  | 99.86  | 99.94  | 99.76  | 99.66  | 99.70  | 99.52  | 99.86  | 99.63  |        |        |           |

6. 業種別及び特殊分類別季節指数 6. Seasonal Indices by Industry and by Use of Goods  
 (1) 生産指数(付加価値額ウェイト) (1) Indices of Industrial Production (Value Added Weights)

| 分類<br>コード | 業種別            |                             |                       |                   | 生産財            | 鉱工業用<br>生産財                  | その他用<br>生産財 | Industries<br>Code |
|-----------|----------------|-----------------------------|-----------------------|-------------------|----------------|------------------------------|-------------|--------------------|
|           | 家事用            | 教育・娯楽用                      | 被服・履き物                | 飲食料品              |                |                              |             |                    |
| 時系列       | For house work | For education and amusement | Clothing and footwear | Food and beverage | Producer goods | For mining and manufacturing | For others  | Time series        |
|           | 324            | 325                         | 326                   | 327               | 328            | 329                          | 330         |                    |

| 季節指数 Seasonal Index |        |        |        |        |        |        |        |      |
|---------------------|--------|--------|--------|--------|--------|--------|--------|------|
| 1月                  | 85.92  | 87.15  | 90.71  | 80.00  | 95.22  | 95.39  | 91.67  | Jan. |
| 2月                  | 96.42  | 91.32  | 102.35 | 87.73  | 97.65  | 97.60  | 99.04  | Feb. |
| 3月                  | 102.50 | 101.93 | 109.87 | 104.00 | 106.01 | 106.00 | 105.22 | Mar. |
| 4月                  | 102.28 | 97.56  | 111.08 | 104.96 | 98.75  | 98.67  | 102.48 | Apr. |
| 5月                  | 96.50  | 95.47  | 100.06 | 99.85  | 97.15  | 97.15  | 97.62  | May. |
| 6月                  | 104.15 | 99.32  | 98.19  | 105.13 | 101.65 | 101.59 | 102.80 | Jun. |
| 7月                  | 105.13 | 104.16 | 99.19  | 105.55 | 103.05 | 103.09 | 102.18 | Jul. |
| 8月                  | 92.45  | 98.51  | 94.53  | 97.34  | 94.84  | 95.05  | 89.70  | Aug. |
| 9月                  | 101.51 | 104.96 | 101.66 | 98.57  | 102.01 | 102.05 | 101.07 | Sep. |
| 10月                 | 108.92 | 110.01 | 100.66 | 101.81 | 103.09 | 102.96 | 104.34 | Oct. |
| 11月                 | 105.05 | 105.52 | 96.36  | 103.01 | 101.55 | 101.50 | 103.77 | Nov. |
| 12月                 | 99.07  | 104.07 | 95.38  | 112.04 | 99.00  | 98.92  | 100.17 | Dec. |

| 曜日・祝祭日指数(16年) "Trading-day and holiday" Index (2004) |        |        |        |        |        |        |        |           |
|--|--------|--------|--------|--------|--------|--------|--------|-----------|
| 16年 1月   | 99.56  | 99.66  | 99.73  | 99.82  | 99.69  | 99.70  | 99.71  | Jan. 2004 |
| 2月   | 101.59 | 101.22 | 102.11 | 101.96 | 101.86 | 101.86 | 102.05 | Feb.      |
| 3月   | 102.38 | 101.96 | 101.47 | 101.00 | 101.69 | 101.68 | 101.55 | Mar.      |
| 4月   | 100.60 | 101.06 | 100.26 | 100.50 | 100.47 | 100.47 | 100.31 | Apr.      |
| 5月   | 97.23  | 97.50  | 98.34  | 98.73  | 98.01  | 98.03  | 98.23  | May.      |
| 6月   | 100.83 | 101.12 | 100.42 | 100.54 | 100.62 | 100.62 | 100.48 | Jun.      |
| 7月   | 99.56  | 99.66  | 99.73  | 99.82  | 99.69  | 99.70  | 99.71  | Jul.      |
| 8月   | 99.79  | 99.72  | 99.89  | 99.86  | 99.84  | 99.85  | 99.88  | Aug.      |
| 9月   | 100.38 | 101.01 | 100.09 | 100.47 | 100.32 | 100.32 | 100.15 | Sep.      |
| 10月  | 98.11  | 97.71  | 98.99  | 98.87  | 98.60  | 98.61  | 98.88  | Oct.      |
| 11月  | 100.38 | 101.01 | 100.09 | 100.47 | 100.32 | 100.32 | 100.15 | Nov.      |
| 12月  | 101.01 | 101.62 | 100.48 | 100.78 | 100.78 | 100.78 | 100.54 | Dec.      |

| 曜日・祝祭日調整済季節指数(16年) Seasonal Index without "Trading-day and holiday" effects (2004) |        |        |        |        |        |        |        |           |
|--|--------|--------|--------|--------|--------|--------|--------|-----------|
| 16年 1月   | 85.54  | 86.85  | 90.47  | 79.86  | 94.92  | 95.10  | 91.40  | Jan. 2004 |
| 2月   | 97.95  | 92.43  | 104.51 | 89.45  | 99.47  | 99.42  | 101.07 | Feb.      |
| 3月   | 104.94 | 103.93 | 111.49 | 105.04 | 107.80 | 107.78 | 106.85 | Mar.      |
| 4月   | 102.89 | 98.59  | 111.37 | 105.48 | 99.21  | 99.13  | 102.80 | Apr.      |
| 5月   | 93.83  | 93.08  | 98.40  | 98.58  | 95.22  | 95.24  | 95.89  | May.      |
| 6月   | 105.01 | 100.43 | 98.60  | 105.70 | 102.28 | 102.22 | 103.29 | Jun.      |
| 7月   | 104.67 | 103.81 | 98.92  | 105.36 | 102.73 | 102.78 | 101.88 | Jul.      |
| 8月   | 92.26  | 98.23  | 94.43  | 97.20  | 94.69  | 94.91  | 89.59  | Aug.      |
| 9月   | 101.90 | 106.02 | 101.75 | 99.03  | 102.34 | 102.38 | 101.22 | Sep.      |
| 10月  | 106.86 | 107.49 | 99.64  | 100.66 | 101.65 | 101.53 | 103.17 | Oct.      |
| 11月  | 105.45 | 106.59 | 96.45  | 103.49 | 101.87 | 101.82 | 103.93 | Nov.      |
| 12月  | 100.07 | 105.76 | 95.84  | 112.91 | 99.77  | 99.69  | 100.71 | Dec.      |

| 曜日・祝祭日指数(17年) "Trading-day and holiday" Index (2005) |        |        |        |        |        |        |        |           |
|--|--------|--------|--------|--------|--------|--------|--------|-----------|
| 17年 1月   | 99.68  | 98.09  | 100.13 | 99.12  | 99.64  | 99.64  | 100.04 | Jan. 2005 |
| 2月   | 99.12  | 99.12  | 99.12  | 99.12  | 99.12  | 99.12  | 99.12  | Feb.      |
| 3月   | 100.78 | 101.57 | 100.31 | 100.75 | 100.63 | 100.63 | 100.38 | Mar.      |
| 4月   | 99.15  | 99.10  | 99.52  | 99.55  | 99.38  | 99.39  | 99.47  | Apr.      |
| 5月   | 98.66  | 99.44  | 99.07  | 99.68  | 99.09  | 99.11  | 99.05  | May.      |
| 6月   | 100.83 | 101.12 | 100.42 | 100.54 | 100.62 | 100.62 | 100.48 | Jun.      |
| 7月   | 98.11  | 97.71  | 98.99  | 98.87  | 98.60  | 98.61  | 98.88  | Jul.      |
| 8月   | 101.24 | 101.68 | 100.64 | 100.82 | 100.93 | 100.93 | 100.71 | Aug.      |
| 9月   | 100.38 | 101.01 | 100.09 | 100.47 | 100.32 | 100.32 | 100.15 | Sep.      |
| 10月  | 98.11  | 97.71  | 98.99  | 98.87  | 98.60  | 98.61  | 98.88  | Oct.      |
| 11月  | 100.38 | 101.01 | 100.09 | 100.47 | 100.32 | 100.32 | 100.15 | Nov.      |
| 12月  | 99.56  | 99.66  | 99.73  | 99.82  | 99.69  | 99.70  | 99.71  | Dec.      |

| 曜日・祝祭日調整済季節指数(17年) Seasonal Index without "Trading-day and holiday" effects (2005) |        |        |        |        |        |        |        |           |
|--|--------|--------|--------|--------|--------|--------|--------|-----------|
| 17年 1月   | 85.65  | 85.49  | 90.83  | 79.30  | 94.88  | 95.05  | 91.71  | Jan. 2005 |
| 2月   | 95.57  | 90.52  | 101.45 | 86.96  | 96.79  | 96.74  | 98.17  | Feb.      |
| 3月   | 103.30 | 103.53 | 110.21 | 104.78 | 106.68 | 106.67 | 105.62 | Mar.      |
| 4月   | 101.41 | 96.68  | 110.55 | 104.49 | 98.14  | 98.07  | 101.94 | Apr.      |
| 5月   | 95.21  | 94.94  | 99.13  | 99.53  | 96.27  | 96.29  | 96.69  | May.      |
| 6月   | 105.01 | 100.43 | 98.60  | 105.70 | 102.28 | 102.22 | 103.29 | Jun.      |
| 7月   | 103.14 | 101.77 | 98.19  | 104.36 | 101.61 | 101.66 | 101.04 | Jul.      |
| 8月   | 93.60  | 100.16 | 95.13  | 98.14  | 95.72  | 95.93  | 90.34  | Aug.      |
| 9月   | 101.90 | 106.02 | 101.75 | 99.03  | 102.34 | 102.38 | 101.22 | Sep.      |
| 10月  | 106.86 | 107.49 | 99.64  | 100.66 | 101.65 | 101.53 | 103.17 | Oct.      |
| 11月  | 105.45 | 106.59 | 96.45  | 103.49 | 101.87 | 101.82 | 103.93 | Nov.      |
| 12月  | 98.63  | 103.72 | 95.12  | 111.84 | 98.69  | 98.62  | 99.88  | Dec.      |



6. 業種別及び特殊分類別季節指数 6. Seasonal Indices by Industry and by Use of Goods

(2) 生産指数(生産額ウェイト) (2) Indices of Industrial Production (Production Weights)

| 分類コード<br>時系列 | 製造工業                     |               |                |   |                  |                       |                     |                       |                             |                  |                    |                                |
|--------------|--------------------------|---------------|----------------|---|------------------|-----------------------|---------------------|-----------------------|-----------------------------|------------------|--------------------|--------------------------------|
|              | 1                        | 2             | 3              | 4                                       | 5                | 6                     | 7                   | 8                     | 9                           | 10               | 11                 | 12                             |
|              | 鉱工業                      | 製造工業          | 鉄鋼業            | 鉄鋼製品(含鋼半製品)                             | 熱間圧延鋼            | 鋼管                    | 冷間仕上材               | めっき鋼材                 | 鋳鍛造品                        | (特注:普通鋼材)        | 非鉄金属               | 非鉄金属                           |
|              | Mining and manufacturing | Manufacturing | Iron and steel | Crude steel (incl. Semi-finished steel) | Hot rolled steel | Steel pipes and tubes | Cold finished steel | Metallic coated steel | Steel castings and forgings | (Ordinary steel) | Non-ferrous metals | Refining of non-ferrous metals |

季節指数

|    |        |        |        |        |        |        |        |        |        |        |        |        |
|----|--------|--------|--------|--------|--------|--------|--------|--------|--------|--------|--------|--------|
| 1月 | 92.35  | 92.35  | 100.18 | 101.39 | 100.26 | 97.33  | 98.88  | 101.68 | 94.99  | 100.71 | 96.08  | 101.76 |
| 2  | 98.10  | 98.05  | 94.42  | 92.05  | 94.96  | 100.47 | 95.24  | 94.36  | 101.25 | 94.42  | 100.02 | 99.02  |
| 3  | 111.95 | 112.03 | 103.04 | 100.31 | 103.77 | 107.10 | 104.91 | 105.42 | 106.31 | 104.27 | 107.54 | 105.71 |
| 4  | 96.73  | 96.72  | 97.62  | 98.45  | 97.94  | 92.04  | 96.26  | 95.06  | 98.72  | 95.72  | 99.31  | 97.81  |
| 5  | 94.93  | 94.85  | 101.99 | 103.67 | 101.73 | 96.23  | 101.16 | 102.24 | 95.04  | 101.32 | 94.59  | 98.72  |
| 6  | 101.62 | 101.62 | 100.83 | 101.20 | 100.61 | 98.90  | 100.07 | 99.16  | 102.72 | 100.13 | 101.26 | 97.92  |
| 7  | 102.41 | 102.45 | 101.54 | 101.54 | 100.31 | 97.17  | 101.42 | 101.64 | 103.29 | 100.88 | 102.37 | 97.76  |
| 8  | 93.58  | 93.63  | 99.83  | 100.90 | 100.69 | 102.11 | 101.25 | 100.67 | 88.19  | 101.21 | 88.73  | 94.83  |
| 9  | 104.61 | 104.64 | 99.93  | 98.14  | 100.69 | 101.34 | 101.94 | 102.13 | 102.21 | 101.81 | 101.86 | 100.96 |
| 10 | 102.28 | 102.29 | 102.02 | 102.40 | 100.68 | 101.34 | 102.58 | 102.45 | 105.73 | 101.22 | 104.67 | 101.51 |
| 11 | 101.59 | 101.57 | 99.53  | 99.57  | 99.58  | 103.23 | 98.07  | 97.68  | 103.79 | 99.50  | 104.30 | 101.15 |
| 12 | 99.85  | 99.79  | 98.98  | 100.34 | 98.65  | 102.44 | 98.20  | 97.56  | 97.77  | 98.72  | 99.28  | 102.89 |

曜日・祝祭日指数(16年)

|        |        |        |        |        |        |        |        |        |        |        |        |        |
|--------|--------|--------|--------|--------|--------|--------|--------|--------|--------|--------|--------|--------|
| 16年 1月 | 99.70  | 99.70  | 99.91  | 100.04 | 99.83  | 99.98  | 99.78  | 99.81  | 99.62  | 99.82  | 99.69  | 99.90  |
| 2      | 101.77 | 101.77 | 102.58 | 102.97 | 102.42 | 102.56 | 102.39 | 102.31 | 101.55 | 102.35 | 101.72 | 102.37 |
| 3      | 101.70 | 101.70 | 100.48 | 99.75  | 100.89 | 100.11 | 101.15 | 101.01 | 102.11 | 100.94 | 101.75 | 100.56 |
| 4      | 100.56 | 100.56 | 99.98  | 99.73  | 100.06 | 100.08 | 100.04 | 100.15 | 100.70 | 100.12 | 100.59 | 100.18 |
| 5      | 97.97  | 97.98  | 99.49  | 100.37 | 99.01  | 99.85  | 98.75  | 98.86  | 97.48  | 98.94  | 97.91  | 99.33  |
| 6      | 100.69 | 100.69 | 100.06 | 99.75  | 100.18 | 100.08 | 100.21 | 100.27 | 100.86 | 100.24 | 100.72 | 100.22 |
| 7      | 99.70  | 99.70  | 99.91  | 100.04 | 99.83  | 99.98  | 99.78  | 99.81  | 99.62  | 99.82  | 99.69  | 99.90  |
| 8      | 99.83  | 99.83  | 99.99  | 100.06 | 99.95  | 99.98  | 99.95  | 99.93  | 99.78  | 99.94  | 99.82  | 99.94  |
| 9      | 100.43 | 100.43 | 99.90  | 99.70  | 99.93  | 100.08 | 99.87  | 100.03 | 100.53 | 100.01 | 100.46 | 100.13 |
| 10     | 98.48  | 98.49  | 99.80  | 100.47 | 99.51  | 99.85  | 99.42  | 99.35  | 98.12  | 99.40  | 98.42  | 99.51  |
| 11     | 100.43 | 100.43 | 99.90  | 99.70  | 99.93  | 100.08 | 99.87  | 100.03 | 100.53 | 100.01 | 100.46 | 100.13 |
| 12     | 100.91 | 100.91 | 100.01 | 99.61  | 100.15 | 100.11 | 100.14 | 100.28 | 101.13 | 100.24 | 100.96 | 100.30 |

曜日・祝祭日調整済季節指数(16年)

|        |        |        |        |        |        |        |        |        |        |        |        |        |
|--------|--------|--------|--------|--------|--------|--------|--------|--------|--------|--------|--------|--------|
| 16年 1月 | 92.07  | 92.07  | 100.09 | 101.43 | 100.09 | 97.31  | 98.66  | 101.49 | 94.63  | 100.53 | 95.78  | 101.66 |
| 2      | 99.84  | 99.79  | 96.86  | 94.78  | 97.26  | 103.04 | 97.52  | 96.54  | 102.82 | 96.64  | 101.74 | 101.37 |
| 3      | 113.85 | 113.93 | 103.53 | 100.06 | 104.69 | 107.22 | 106.12 | 106.48 | 108.55 | 105.25 | 109.42 | 106.30 |
| 4      | 97.27  | 97.26  | 97.60  | 98.18  | 98.00  | 92.11  | 96.30  | 95.20  | 99.41  | 95.83  | 99.90  | 97.99  |
| 5      | 93.00  | 92.93  | 101.47 | 104.05 | 100.72 | 96.09  | 99.90  | 101.07 | 92.64  | 100.25 | 92.61  | 98.06  |
| 6      | 102.32 | 102.32 | 100.89 | 100.95 | 100.79 | 98.98  | 100.28 | 99.43  | 103.60 | 100.37 | 101.99 | 98.14  |
| 7      | 102.10 | 102.14 | 101.45 | 101.58 | 100.14 | 97.15  | 101.20 | 101.45 | 102.90 | 100.70 | 102.05 | 97.66  |
| 8      | 93.42  | 93.47  | 99.82  | 100.96 | 100.64 | 102.09 | 101.20 | 100.60 | 88.00  | 101.15 | 88.57  | 94.77  |
| 9      | 105.06 | 105.09 | 99.83  | 97.85  | 100.62 | 101.42 | 101.81 | 102.16 | 102.75 | 101.82 | 102.33 | 101.09 |
| 10     | 100.73 | 100.75 | 101.82 | 102.88 | 100.19 | 101.19 | 101.99 | 101.78 | 103.74 | 100.61 | 103.02 | 101.01 |
| 11     | 102.03 | 102.01 | 99.43  | 99.27  | 99.51  | 103.31 | 97.94  | 97.71  | 104.34 | 99.51  | 104.78 | 101.28 |
| 12     | 100.76 | 100.70 | 98.99  | 99.95  | 98.80  | 102.55 | 98.34  | 97.83  | 98.87  | 98.96  | 100.23 | 103.20 |

曜日・祝祭日指数(17年)

|        |        |        |        |        |        |        |        |        |        |        |        |        |
|--------|--------|--------|--------|--------|--------|--------|--------|--------|--------|--------|--------|--------|
| 17年 1月 | 99.38  | 99.39  | 100.35 | 100.64 | 100.37 | 99.85  | 100.60 | 100.20 | 99.24  | 100.22 | 99.32  | 99.82  |
| 2      | 99.12  | 99.12  | 99.12  | 99.12  | 99.12  | 99.12  | 99.12  | 99.12  | 99.12  | 99.12  | 99.12  | 99.12  |
| 3      | 100.78 | 100.78 | 99.93  | 99.58  | 100.02 | 100.11 | 99.97  | 100.16 | 100.96 | 100.13 | 100.83 | 100.25 |
| 4      | 99.35  | 99.35  | 99.88  | 100.16 | 99.74  | 99.94  | 99.68  | 99.68  | 99.19  | 99.70  | 99.33  | 99.79  |
| 5      | 99.18  | 99.18  | 99.60  | 99.94  | 99.33  | 99.98  | 99.11  | 99.32  | 98.97  | 99.36  | 99.17  | 99.72  |
| 6      | 100.69 | 100.69 | 100.06 | 99.75  | 100.18 | 100.08 | 100.21 | 100.27 | 100.86 | 100.24 | 100.72 | 100.22 |
| 7      | 98.48  | 98.49  | 99.80  | 100.47 | 99.51  | 99.85  | 99.42  | 99.35  | 98.12  | 99.40  | 98.42  | 99.51  |
| 8      | 101.04 | 101.04 | 100.09 | 99.63  | 100.27 | 100.11 | 100.31 | 100.40 | 101.29 | 100.36 | 101.09 | 100.34 |
| 9      | 100.43 | 100.43 | 99.90  | 99.70  | 99.93  | 100.08 | 99.87  | 100.03 | 100.53 | 100.01 | 100.46 | 100.13 |
| 10     | 98.48  | 98.49  | 99.80  | 100.47 | 99.51  | 99.85  | 99.42  | 99.35  | 98.12  | 99.40  | 98.42  | 99.51  |
| 11     | 100.43 | 100.43 | 99.90  | 99.70  | 99.93  | 100.08 | 99.87  | 100.03 | 100.53 | 100.01 | 100.46 | 100.13 |
| 12     | 99.70  | 99.70  | 99.91  | 100.04 | 99.83  | 99.98  | 99.78  | 99.81  | 99.62  | 99.82  | 99.69  | 99.90  |

曜日・祝祭日調整済季節指数(17年)

|        |        |        |        |        |        |        |        |        |        |        |        |        |
|--------|--------|--------|--------|--------|--------|--------|--------|--------|--------|--------|--------|--------|
| 17年 1月 | 91.78  | 91.79  | 100.53 | 102.04 | 100.63 | 97.18  | 99.47  | 101.88 | 94.27  | 100.93 | 95.43  | 101.58 |
| 2      | 97.24  | 97.19  | 93.59  | 91.24  | 94.12  | 99.59  | 94.40  | 93.53  | 100.36 | 93.59  | 99.14  | 98.15  |
| 3      | 112.82 | 112.90 | 102.97 | 99.89  | 103.79 | 107.22 | 104.88 | 105.59 | 107.33 | 104.41 | 108.43 | 105.97 |
| 4      | 96.10  | 96.09  | 97.50  | 98.61  | 97.69  | 91.98  | 95.95  | 94.76  | 97.92  | 95.43  | 98.64  | 97.60  |
| 5      | 94.15  | 94.07  | 101.58 | 103.61 | 101.05 | 96.21  | 100.26 | 101.54 | 94.06  | 100.67 | 93.80  | 98.44  |
| 6      | 102.32 | 102.32 | 100.89 | 100.95 | 100.79 | 98.98  | 100.28 | 99.43  | 103.60 | 100.37 | 101.99 | 98.14  |
| 7      | 100.85 | 100.90 | 101.34 | 102.02 | 99.82  | 97.02  | 100.83 | 100.98 | 101.35 | 100.27 | 100.75 | 97.28  |
| 8      | 94.55  | 94.60  | 99.92  | 100.53 | 100.96 | 102.22 | 101.56 | 101.07 | 89.33  | 101.57 | 89.70  | 95.15  |
| 9      | 105.06 | 105.09 | 99.83  | 97.85  | 100.62 | 101.42 | 101.81 | 102.16 | 102.75 | 101.82 | 102.33 | 101.09 |
| 10     | 100.73 | 100.75 | 101.82 | 102.88 | 100.19 | 101.19 | 101.99 | 101.78 | 103.74 | 100.61 | 103.02 | 101.01 |
| 11     | 102.03 | 102.01 | 99.43  | 99.27  | 99.51  | 103.31 | 97.94  | 97.71  | 104.34 | 99.51  | 104.78 | 101.28 |
| 12     | 99.55  | 99.49  | 98.89  | 100.38 | 98.48  | 102.42 | 97.98  | 97.37  | 97.40  | 98.54  | 98.97  | 102.79 |

6. 業種別及び特殊分類別季節指数 6. Seasonal Indices by Industry and by Use of Goods

(2) 生産指数(生産額ウェイト) (2) Indices of Industrial Production (Production Weights)

| 分類コード<br>時系列 | 製造工業   |                           |                            |                   |                                      |                            |                                   |                      |                   |                         |  |                    | Chemical machinery | Industries Code |
|--------------|--|---------------------------|----------------------------|-------------------|--------------------------------------|----------------------------|-----------------------------------|----------------------|-------------------|-------------------------|--|--------------------|--------------------|-----------------|
|              | 13   | 14                        | 15                         | 16                | 17                                   | 18                         | 19                                | 20                   | 21                | 22                      | 23                                     | 24                 |                    |                 |
|              | 銅・アルミニウム圧延製品   | 電線・ケーブル                   | 非鉄金属                       | 金属製品              | 建設用金属製品                              | 建築用金属製品                    | 暖めよう房熱機器                          | その他の金属製品             | 一般機械              | ボイラ・原動機                 | 土木建設                                   | 化学機械               |                    |                 |
|              | Copper and copper-base alloys and aluminium rolling products | Electric wires and cables | Non-ferrous metal castings | Fabricated metals | Fabricated structural metal products | Metal products of building | Equipment for heating and kitchen | Other metal products | General machinery | Boilers and power units | Engineering and construction machinery | Chemical machinery |                    |                 |

季節指数

|    |        |        |        |        |        |        |        |        |        |        |        |        |      |
|----|--------|--------|--------|--------|--------|--------|--------|--------|--------|--------|--------|--------|------|
| 1月 | 91.93  | 95.24  | 94.86  | 89.48  | 89.63  | 89.96  | 89.50  | 90.17  | 90.50  | 87.57  | 93.31  | 72.42  | Jan. |
| 2  | 97.92  | 103.71 | 101.72 | 95.18  | 98.12  | 92.55  | 91.58  | 97.42  | 100.68 | 100.44 | 99.52  | 101.40 | Feb. |
| 3  | 105.65 | 111.20 | 108.84 | 120.87 | 182.05 | 102.21 | 95.49  | 106.75 | 132.93 | 150.94 | 111.40 | 232.22 | Mar. |
| 4  | 102.73 | 96.42  | 98.62  | 95.85  | 86.22  | 92.93  | 87.19  | 103.59 | 92.91  | 86.13  | 98.01  | 70.06  | Apr. |
| 5  | 100.46 | 87.64  | 93.54  | 92.35  | 78.51  | 95.47  | 83.06  | 98.40  | 89.92  | 85.59  | 90.27  | 76.05  | May. |
| 6  | 104.20 | 99.26  | 102.18 | 99.46  | 86.86  | 99.87  | 92.59  | 104.79 | 102.13 | 107.16 | 99.91  | 94.61  | Jun. |
| 7  | 104.29 | 101.42 | 104.16 | 102.33 | 89.22  | 105.29 | 96.77  | 107.15 | 99.12  | 99.62  | 102.60 | 85.32  | Jul. |
| 8  | 88.99  | 87.66  | 85.47  | 92.38  | 87.97  | 96.12  | 90.46  | 93.21  | 91.43  | 92.01  | 93.81  | 82.01  | Aug. |
| 9  | 99.83  | 103.85 | 103.33 | 105.47 | 116.64 | 105.53 | 109.71 | 100.34 | 113.48 | 113.01 | 111.50 | 137.81 | Sep. |
| 10 | 103.49 | 105.47 | 106.90 | 103.48 | 92.85  | 108.44 | 123.53 | 102.50 | 93.45  | 86.80  | 102.23 | 67.65  | Oct. |
| 11 | 102.94 | 106.95 | 104.62 | 103.80 | 93.87  | 108.62 | 126.74 | 100.17 | 96.06  | 91.05  | 100.63 | 90.50  | Nov. |
| 12 | 97.56  | 101.16 | 95.83  | 99.29  | 98.06  | 103.05 | 113.55 | 95.43  | 97.30  | 99.40  | 96.71  | 90.71  | Dec. |

曜日・祝祭日調整済季節指数(2004)

|        |        |        |        |        |        |        |        |        |        |        |        |        |           |
|--------|--------|--------|--------|--------|--------|--------|--------|--------|--------|--------|--------|--------|-----------|
| 16年 1月 | 99.78  | 99.53  | 99.56  | 99.53  | 99.60  | 99.36  | 99.11  | 99.60  | 99.70  | 99.56  | 99.39  | 99.37  | Jan. 2004 |
| 2      | 101.93 | 101.39 | 101.18 | 101.38 | 101.98 | 100.96 | 100.50 | 101.46 | 102.15 | 102.04 | 101.35 | 102.93 | Feb.      |
| 3      | 101.24 | 102.60 | 102.49 | 102.60 | 102.16 | 103.56 | 104.93 | 102.27 | 101.59 | 102.34 | 103.35 | 103.08 | Mar.      |
| 4      | 100.48 | 100.76 | 101.00 | 100.77 | 100.25 | 101.01 | 101.20 | 100.76 | 100.19 | 100.16 | 100.65 | 99.10  | Apr.      |
| 5      | 98.47  | 96.94  | 96.97  | 96.94  | 97.60  | 95.85  | 94.37  | 97.30  | 98.24  | 97.45  | 96.21  | 97.01  | May.      |
| 6      | 100.56 | 100.98 |        |        |        |        |        |        |        |        |        |        |           |



6. 業種別及び特殊分類別季節指数 6. Seasonal Indices by Industry and by Use of Goods  
(2) 生産指数(生産額ウエイト) (2) Indices of Industrial Production (Production Weights)

| 時系列 | 分類コード  |            |      |         |       |        |        |      |       |           |    |      |
|-----|--------|------------|------|---------|-------|--------|--------|------|-------|-----------|----|------|
|     | 特殊産業機械 | 風水力機械・油圧機器 | 運搬機械 | 産業用ロボット | 農業用機械 | 金属工作機械 | 金属加工機械 | 繊維機械 | 事務用機械 | 冷凍機・同本用製品 | 金型 | 機械工具 |
|     | 25     | 26         | 27   | 28      | 29    | 30     | 31     | 32   | 33    | 34        | 35 | 36   |

季節指数

| 月  | 25     | 26     | 27     | 28     | 29     | 30     | 31     | 32     | 33     | 34     | 35     | 36     |
|----|--------|--------|--------|--------|--------|--------|--------|--------|--------|--------|--------|--------|
| 1  | 86.26  | 92.39  | 93.06  | 85.70  | 94.35  | 87.45  | 95.69  | 88.39  | 83.30  | 90.52  | 91.73  | 95.32  |
| 2  | 97.50  | 103.85 | 96.10  | 96.96  | 109.00 | 100.44 | 102.05 | 93.44  | 109.23 | 97.99  | 100.85 | 100.42 |
| 3  | 148.54 | 120.76 | 171.69 | 119.49 | 111.80 | 137.05 | 162.44 | 98.25  | 131.47 | 111.15 | 131.38 | 104.40 |
| 4  | 86.25  | 93.00  | 76.08  | 97.88  | 102.05 | 86.79  | 90.14  | 98.23  | 105.09 | 106.06 | 95.04  | 101.92 |
| 5  | 82.49  | 91.34  | 78.15  | 93.81  | 91.15  | 86.43  | 82.29  | 103.25 | 96.75  | 102.96 | 85.77  | 97.61  |
| 6  | 100.91 | 100.43 | 82.66  | 107.84 | 103.28 | 100.79 | 89.00  | 108.34 | 102.30 | 114.60 | 98.96  | 104.20 |
| 7  | 94.16  | 99.80  | 84.37  | 105.88 | 102.40 | 105.31 | 97.53  | 105.88 | 99.94  | 108.77 | 100.10 | 99.63  |
| 8  | 94.48  | 93.45  | 91.34  | 88.48  | 91.50  | 95.74  | 87.76  | 98.14  | 86.81  | 79.61  | 87.37  | 94.74  |
| 9  | 121.67 | 113.06 | 141.42 | 106.91 | 98.36  | 124.98 | 130.73 | 109.02 | 105.63 | 97.95  | 109.46 | 99.74  |
| 10 | 92.89  | 97.28  | 91.86  | 98.66  | 89.73  | 84.88  | 84.36  | 99.60  | 98.03  | 100.82 | 100.24 | 101.58 |
| 11 | 97.22  | 98.24  | 86.05  | 97.76  | 100.33 | 95.79  | 91.85  | 103.06 | 93.93  | 98.79  | 97.59  | 100.19 |
| 12 | 97.38  | 96.33  | 107.79 | 100.52 | 105.75 | 94.26  | 85.52  | 94.85  | 87.73  | 90.90  | 102.05 | 100.30 |

曜日・祝祭日指数(16年)

| 16年 月 | 25     | 26     | 27     | 28     | 29     | 30     | 31     | 32     | 33     | 34     | 35     | 36     |
|-------|--------|--------|--------|--------|--------|--------|--------|--------|--------|--------|--------|--------|
| 1     | 100.59 | 99.55  | 99.50  | 99.74  | 99.48  | 100.03 | 100.38 | 99.31  | 99.72  | 99.39  | 99.66  | 99.46  |
| 2     | 104.32 | 101.87 | 102.51 | 102.49 | 102.11 | 102.15 | 103.26 | 100.57 | 101.52 | 100.76 | 102.63 | 101.20 |
| 3     | 96.73  | 102.42 | 102.50 | 101.33 | 102.68 | 99.92  | 97.98  | 103.87 | 101.64 | 103.43 | 101.69 | 103.00 |
| 4     | 98.97  | 100.31 | 99.64  | 99.90  | 100.02 | 100.53 | 99.79  | 101.34 | 100.82 | 101.24 | 99.69  | 100.88 |
| 5     | 103.99 | 97.30  | 97.45  | 98.60  | 97.14  | 99.87  | 102.28 | 95.40  | 97.93  | 95.90  | 98.29  | 96.48  |
| 6     | 98.70  | 100.61 | 100.11 | 100.13 | 100.43 | 100.40 | 99.53  | 101.62 | 100.88 | 101.48 | 100.02 | 101.14 |
| 7     | 100.59 | 99.55  | 99.50  | 99.74  | 99.48  | 100.03 | 100.38 | 99.31  | 99.72  | 99.39  | 99.66  | 99.46  |
| 8     | 100.32 | 99.85  | 99.97  | 99.97  | 99.89  | 99.90  | 100.12 | 99.59  | 99.78  | 99.63  | 99.99  | 99.72  |
| 9     | 99.23  | 100.01 | 99.18  | 99.67  | 99.62  | 100.67 | 101.05 | 100.76 | 101.00 | 99.36  | 100.62 | 100.62 |
| 10    | 102.87 | 98.48  | 99.30  | 99.51  | 98.74  | 99.34  | 101.21 | 96.48  | 98.17  | 96.82  | 99.62  | 97.48  |
| 11    | 99.23  | 100.01 | 99.18  | 99.67  | 99.62  | 100.67 | 100.06 | 101.05 | 100.76 | 101.00 | 99.36  | 100.62 |
| 12    | 98.32  | 100.61 | 99.70  | 99.96  | 100.23 | 100.72 | 99.55  | 102.15 | 101.27 | 101.96 | 99.70  | 101.44 |

曜日・祝祭日調整季節指数(16年)

| 16年 月 | 25     | 26     | 27     | 28     | 29     | 30     | 31     | 32     | 33     | 34     | 35     | 36     |
|-------|--------|--------|--------|--------|--------|--------|--------|--------|--------|--------|--------|--------|
| 1     | 86.77  | 91.97  | 92.59  | 85.48  | 93.86  | 87.48  | 96.05  | 87.78  | 83.07  | 89.97  | 91.42  | 94.81  |
| 2     | 101.71 | 105.79 | 98.51  | 99.37  | 111.30 | 102.60 | 105.38 | 93.97  | 110.89 | 98.73  | 103.50 | 101.63 |
| 3     | 143.68 | 123.68 | 175.98 | 121.08 | 114.80 | 136.94 | 159.16 | 102.05 | 133.63 | 114.96 | 133.60 | 107.53 |
| 4     | 85.36  | 93.29  | 75.81  | 97.78  | 102.07 | 87.25  | 89.95  | 99.55  | 105.95 | 107.38 | 94.75  | 102.82 |
| 5     | 85.78  | 88.87  | 76.16  | 92.50  | 88.54  | 86.32  | 84.17  | 98.50  | 94.75  | 98.74  | 84.30  | 94.17  |
| 6     | 99.60  | 101.04 | 82.75  | 107.98 | 103.72 | 101.19 | 88.58  | 110.10 | 103.20 | 116.30 | 98.98  | 105.39 |
| 7     | 94.72  | 99.35  | 83.95  | 105.60 | 101.87 | 105.34 | 97.90  | 105.15 | 99.66  | 108.11 | 99.76  | 99.09  |
| 8     | 94.78  | 93.31  | 91.31  | 88.45  | 91.40  | 95.64  | 87.87  | 97.74  | 86.62  | 79.32  | 87.36  | 94.47  |
| 9     | 120.73 | 113.07 | 140.26 | 106.56 | 97.99  | 125.82 | 130.81 | 110.16 | 106.43 | 98.93  | 108.76 | 100.36 |
| 10    | 95.56  | 95.80  | 91.22  | 98.18  | 88.60  | 84.32  | 85.38  | 96.09  | 96.24  | 97.61  | 99.86  | 99.02  |
| 11    | 96.47  | 98.25  | 85.34  | 97.44  | 99.95  | 96.43  | 91.91  | 104.14 | 94.64  | 99.78  | 96.97  | 100.81 |
| 12    | 95.74  | 96.92  | 107.47 | 100.48 | 105.99 | 94.94  | 85.14  | 96.89  | 88.84  | 92.68  | 101.74 | 101.74 |

曜日・祝祭日指数(17年)

| 17年 月 | 25     | 26     | 27     | 28     | 29     | 30     | 31     | 32     | 33     | 34     | 35     | 36     |
|-------|--------|--------|--------|--------|--------|--------|--------|--------|--------|--------|--------|--------|
| 1     | 100.92 | 100.56 | 102.55 | 101.11 | 101.57 | 98.41  | 99.35  | 98.38  | 98.59  | 98.43  | 101.94 | 99.23  |
| 2     | 99.12  | 99.12  | 99.12  | 99.12  | 99.12  | 99.12  | 99.12  | 99.12  | 99.12  | 99.12  | 99.12  | 99.12  |
| 3     | 98.59  | 100.30 | 99.24  | 99.73  | 99.82  | 100.86 | 99.82  | 101.87 | 101.21 | 101.73 | 99.37  | 101.18 |
| 4     | 101.24 | 99.24  | 99.45  | 99.67  | 99.27  | 99.83  | 100.62 | 98.50  | 99.28  | 98.65  | 99.65  | 98.89  |
| 5     | 101.68 | 98.35  | 97.64  | 98.83  | 97.86  | 100.57 | 101.44 | 98.20  | 99.47  | 98.44  | 98.33  | 98.44  |
| 6     | 98.70  | 100.61 | 100.11 | 100.13 | 100.43 | 100.40 | 99.53  | 101.62 | 100.88 | 101.48 | 100.02 | 101.14 |
| 7     | 102.87 | 98.48  | 99.30  | 99.51  | 98.74  | 99.34  | 101.21 | 96.48  | 98.17  | 96.82  | 99.62  | 97.48  |
| 8     | 98.06  | 100.91 | 100.17 | 100.19 | 100.64 | 100.59 | 99.29  | 102.44 | 101.33 | 102.21 | 100.03 | 101.70 |
| 9     | 99.23  | 100.01 | 99.18  | 99.67  | 99.62  | 100.67 | 100.06 | 101.05 | 100.76 | 101.00 | 99.36  | 100.62 |
| 10    | 102.87 | 98.48  | 99.30  | 99.51  | 98.74  | 99.34  | 101.21 | 96.48  | 98.17  | 96.82  | 99.62  | 97.48  |
| 11    | 99.23  | 100.01 | 99.18  | 99.67  | 99.62  | 100.67 | 100.06 | 101.05 | 100.76 | 101.00 | 99.36  | 100.62 |
| 12    | 100.59 | 99.55  | 99.50  | 99.74  | 99.48  | 100.03 | 100.38 | 99.31  | 99.72  | 99.39  | 99.66  | 99.46  |

曜日・祝祭日調整季節指数(17年)

| 17年 月 | 25     | 26     | 27     | 28     | 29     | 30     | 31     | 32     | 33     | 34     | 35     | 36     |
|-------|--------|--------|--------|--------|--------|--------|--------|--------|--------|--------|--------|--------|
| 1     | 87.05  | 92.91  | 95.43  | 86.65  | 95.83  | 86.06  | 95.07  | 86.96  | 82.13  | 89.10  | 93.51  | 94.59  |
| 2     | 96.64  | 102.94 | 95.25  | 96.11  | 108.04 | 99.56  | 101.15 | 92.62  | 108.27 | 97.13  | 99.96  | 99.54  |
| 3     | 146.45 | 121.12 | 170.39 | 119.17 | 111.60 | 138.23 | 162.15 | 100.09 | 133.06 | 113.07 | 130.55 | 105.63 |
| 4     | 87.32  | 92.29  | 75.66  | 97.56  | 101.31 | 86.64  | 90.70  | 96.76  | 104.33 | 104.63 | 94.71  | 100.79 |
| 5     | 83.88  | 89.83  | 76.31  | 92.71  | 89.20  | 86.92  | 83.47  | 101.39 | 96.24  | 101.35 | 84.34  | 96.09  |
| 6     | 99.60  | 101.04 | 82.75  | 107.98 | 103.72 | 101.19 | 88.58  | 110.10 | 103.20 | 116.30 | 98.98  | 105.39 |
| 7     | 96.86  | 98.28  | 83.78  | 105.36 | 101.11 | 104.61 | 98.71  | 102.15 | 98.11  | 105.31 | 99.72  | 97.12  |
| 8     | 92.65  | 94.30  | 91.50  | 88.65  | 92.09  | 96.30  | 87.14  | 100.53 | 87.96  | 81.37  | 87.40  | 96.35  |
| 9     | 120.73 | 113.07 | 140.26 | 106.56 | 97.99  | 125.82 | 130.81 | 110.16 | 106.43 | 98.93  | 108.76 | 100.36 |
| 10    | 95.56  | 95.80  | 91.22  | 98.18  | 88.60  | 84.32  | 85.38  | 96.09  | 96.24  | 97.61  | 99.86  | 99.02  |
| 11    | 96.47  | 98.25  | 85.34  | 97.44  | 99.95  | 96.43  | 91.91  | 104.14 | 94.64  | 99.78  | 96.97  | 100.81 |
| 12    | 97.95  | 95.90  | 107.25 | 100.26 | 105.20 | 94.29  | 85.84  | 94.20  | 87.48  | 90.35  | 101.70 | 99.76  |

6. 業種別及び特殊分類別季節指数 6. Seasonal Indices by Industry and by Use of Goods  
(2) 生産指数(生産額ウエイト) (2) Indices of Industrial Production (Production Weights)

| 時系列 | 分類コード    |          |        |        |        |           |         |         |        |       |    |          |                 |  |  |  |  |  |
|-----|----------|----------|--------|--------|--------|-----------|---------|---------|--------|-------|----|----------|-----------------|--|--|--|--|--|
|     | その他の一般機械 | 一般機械器具部品 | 電気機械工業 | 回転電気機械 | 静止電気機械 | 開閉制御装置・機械 | 民生用電気機械 | 配線・照明器具 | 電子応用装置 | 電気計測器 | 電池 | 情報通信機械工業 | Industries Code |  |  |  |  |  |
|     | 37       | 38       | 39     | 40     | 41     | 42        | 43      | 44      | 45     | 46    | 47 | 48       | Time series     |  |  |  |  |  |

季節指数

| 月  | 37     | 38     | 39     | 40     | 41     | 42     | 43     | 44     | 45     | 46     | 47     | 48     | Seasonal Index |
|----|--------|--------|--------|--------|--------|--------|--------|--------|--------|--------|--------|--------|----------------|
| 1  | 88.77  | 97.96  | 89.89  | 92.01  | 91.90  | 88.79  | 80.09  | 92.90  | 86.76  | 92.44  | 91.29  | 89.09  | Jan.           |
| 2  | 112.46 | 104.08 | 99.44  | 98.79  | 106.36 | 97.29  | 102.83 | 100.02 | 107.30 | 106.02 | 93.64  | 96.74  | Feb.           |
| 3  | 147.69 | 109.84 | 127.82 | 109.82 | 140.25 | 171.70 | 117.06 | 101.88 | 172.13 | 171.75 | 99.49  | 128.72 | Mar.           |
| 4  | 112.89 | 96.27  | 97.00  | 101.00 | 86.43  | 89.13  | 115.52 | 100.81 | 78.32  | 82.44  | 94.97  | 91.39  | Apr.           |
| 5  | 101.02 | 93.31  | 94.58  | 99.31  | 89.67  | 80.51  | 114.95 | 88.59  | 81.95  | 82.79  | 94.68  | 93.29  | May.           |
| 6  | 115.33 | 100.31 | 104.07 | 108.12 | 102.61 | 92.80  | 129.12 | 95.01  | 87.17  | 97.21  | 100.86 | 105.21 | Jun.           |
| 7  | 92.26  | 101.07 | 103.11 | 107.24 | 97.52  | 90.28  | 127.42 | 99.16  | 84.99  | 93.26  | 104.44 | 96.06  | Jul.           |
| 8  | 81.86  | 88.92  | 85.69  | 88.65  | 84.29  | 85.57  | 73.54  | 93.05  | 87.99  | 89.69  | 90.30  | 86.31  | Aug.           |
| 9  | 103.48 | 103.11 | 106.52 | 103.01 | 117.72 | 126.58 | 80.40  | 101.54 | 137.86 | 132.53 | 104.14 | 114.21 | Sep.           |
| 10 | 78.71  | 102.75 | 95.96  | 99.44  | 90.69  | 88.58  | 83.27  | 109.19 | 76.89  | 77.26  | 112.02 | 98.05  | Oct.           |
| 11 | 75.09  | 102.71 | 97.42  | 98.00  | 93.87  | 90.85  | 87.58  | 111.33 | 92.04  | 81.06  | 108.97 | 100.92 | Nov.           |
| 12 | 90.64  | 99.42  | 98.55  | 94.44  | 98.26  | 97.82  | 88.18  | 106.50 | 106.71 | 93.00  | 105.30 | 100.10 | Dec.           |

曜日・祝祭日指数(16年)

| 16年 月 | 37     | 38     | 39     | 40     | 41     | 42     | 43     | 44     | 45     | 46     | 47     | 48     | Trading-day and holiday Index (2004) |
|-------|--------|--------|--------|--------|--------|--------|--------|--------|--------|--------|--------|--------|--------------------------------------|
| 1     | 99.56  | 99.56  | 99.69  | 99.58  | 99.24  | 100.15 | 99.71  | 99.79  | 99.87  | 99.90  | 99.44  | 99.61  | Jan. 2004                            |
| 2     | 101.56 | 101.33 | 101.85 | 101.62 | 102.08 | 102.83 | 101.06 | 101.77 | 102.11 | 103.55 | 101.45 | 101.17 | Feb.                                 |
| 3     | 102.45 | 102.47 | 101.68 | 1      |        |        |        |        |        |        |        |        |                                      |

6. 業種別及び特殊分類別季節指数 6. Seasonal Indices by Industry and by Use of Goods (2) 生産指数(生産額ウェイト) (2) Indices of Industrial Production (Production Weights)

Table with 13 columns: 分類コード (Communication equipment, Household electronic machinery, Electronic computers, Electronic parts and devices, Electronic parts, Semiconductor devices, Integrated circuits, Semiconductor parts, Transport equipment, Transport equipment (excl. Steel ships and rolling stocks), Passenger cars, Buses) and 時系列 (Time series).

Table showing seasonal indices for 16 years (1月 to 12月) across 13 industry categories.

曜日・祝祭日指数(16年)

Table showing daily/holiday indices for 16 years (1月 to 12月) across 13 industry categories.

曜日・祝祭日調整済季節指数(16年)

Table showing adjusted seasonal indices for 16 years (1月 to 12月) across 13 industry categories.

曜日・祝祭日指数(17年)

Table showing daily/holiday indices for 17 years (1月 to 12月) across 13 industry categories.

曜日・祝祭日調整済季節指数(17年)

Table showing adjusted seasonal indices for 17 years (1月 to 12月) across 13 industry categories.

6. 業種別及び特殊分類別季節指数 6. Seasonal Indices by Industry and by Use of Goods (2) 生産指数(生産額ウェイト) (2) Indices of Industrial Production (Production Weights)

Table with 13 columns: Trucks, Motor vehicle parts, Motorcycles, Industrial vehicles, Ships and ship engines, (Passenger cars, buses and trucks), Precision instruments, Measuring machine and instruments, Optical apparatus and parts, Watches and clocks, Ceramics, stone and clay products, Glass and glass products, Industries Code.

Table showing seasonal indices for 16 years (1月 to 12月) across 13 industry categories.

曜日・祝祭日指数(16年)

Table showing daily/holiday indices for 16 years (1月 to 12月) across 13 industry categories.

曜日・祝祭日調整済季節指数(16年)

Table showing adjusted seasonal indices for 16 years (1月 to 12月) across 13 industry categories.

曜日・祝祭日指数(17年)

Table showing daily/holiday indices for 17 years (1月 to 12月) across 13 industry categories.

曜日・祝祭日調整済季節指数(17年)

Table showing adjusted seasonal indices for 17 years (1月 to 12月) across 13 industry categories.

6. 業種別及び特殊分類別季節指数 6. Seasonal Indices by Industry and by Use of Goods (2) 生産指数(生産額ウェイト) (2) Indices of Industrial Production (Production Weights)

Table with 12 columns representing different industrial categories: Cement and cement products, Ceramic wares and fine ceramics, Other ceramics, stone and clay products, Chemicals, Chemicals (excl. Drugs), Fertilizers, Industrial sodium chemicals, Industrial inorganic chemicals, pigment and catalyst, High compressed gas, Aromatic hydrocarbons (Petroleum, origin), Cyclic chemicals and synthetic dyes, Industrial organic chemicals.

Table showing seasonal indices for 16 years (1999-2014) for 12 industrial categories. Columns include year, month (1-12), and index values.

Table showing 'Trading-day and holiday' index for 16 years (1999-2014) for 12 industrial categories. Columns include year, month (1-12), and index values.

Table showing seasonal index without 'Trading-day and holiday' effects for 16 years (1999-2014) for 12 industrial categories. Columns include year, month (1-12), and index values.

Table showing 'Trading-day and holiday' index for 17 years (2000-2016) for 12 industrial categories. Columns include year, month (1-12), and index values.

Table showing seasonal index without 'Trading-day and holiday' effects for 17 years (2000-2016) for 12 industrial categories. Columns include year, month (1-12), and index values.

6. 業種別及び特殊分類別季節指数 6. Seasonal Indices by Industry and by Use of Goods (2) 生産指数(生産額ウェイト) (2) Indices of Industrial Production (Production Weights)

Table with 12 columns representing different industrial categories: Plastic (materials), Synthetic rubbers, Sensitive materials for photography, Soap, synthetic detergent and surface-active agents, Cosmetics, Paints and printing ink, (Petroleum chemical products), Petroleum and coal products, Petroleum products, Coal products, Plastic products, Pulp, paper and paper products.

Table showing seasonal indices for 16 years (1999-2014) for 12 industrial categories. Columns include year, month (1-12), and index values.

Table showing 'Trading-day and holiday' index for 16 years (1999-2014) for 12 industrial categories. Columns include year, month (1-12), and index values.

Table showing seasonal index without 'Trading-day and holiday' effects for 16 years (1999-2014) for 12 industrial categories. Columns include year, month (1-12), and index values.

Table showing 'Trading-day and holiday' index for 17 years (2000-2016) for 12 industrial categories. Columns include year, month (1-12), and index values.

Table showing seasonal index without 'Trading-day and holiday' effects for 17 years (2000-2016) for 12 industrial categories. Columns include year, month (1-12), and index values.

6. 業種別及び特殊分類別季節指数 6. Seasonal Indices by Industry and by Use of Goods  
 (2) 生産指数(生産額ウエイト) (2) Indices of Industrial Production (Production Weights)

| 分類コード<br>時系列 | パルプ  | 紙     | 板紙         | 紙加工品                          | 繊維工業     | 化学繊維            | 紡績        | 織物            | 染色整理                           | 衣類      | その他の繊維製品               | 食品・たばこ工業          |
|--------------|------|-------|------------|-------------------------------|----------|-----------------|-----------|---------------|--------------------------------|---------|------------------------|-------------------|
|              | Pulp | Paper | Paperboard | Converted and processed paper | Textiles | Man-made fibers | Spun yarn | Woven fabrics | Dyeing and finishing processes | Clothes | Other textile products | Foods and tobacco |
|              | 99   | 100   | 101        | 102                           | 103      | 104             | 105       | 106           | 107                            | 108     | 109                    | 110               |

季節指数

|    |        |        |        |        |        |        |        |        |        |        |        |        |
|----|--------|--------|--------|--------|--------|--------|--------|--------|--------|--------|--------|--------|
| 1月 | 98.47  | 95.49  | 92.40  | 81.23  | 94.12  | 100.37 | 90.14  | 93.55  | 95.64  | 90.10  | 95.45  | 82.28  |
| 2  | 98.53  | 96.60  | 92.07  | 91.84  | 98.52  | 94.99  | 97.81  | 97.99  | 98.78  | 100.89 | 96.81  | 88.45  |
| 3  | 106.48 | 105.38 | 102.91 | 101.67 | 103.88 | 100.73 | 102.95 | 101.40 | 104.08 | 109.41 | 101.87 | 103.52 |
| 4  | 95.61  | 101.13 | 100.96 | 105.26 | 102.53 | 99.22  | 103.81 | 101.05 | 100.52 | 111.23 | 97.26  | 106.07 |
| 5  | 101.07 | 100.97 | 99.26  | 97.12  | 98.58  | 102.40 | 98.85  | 98.47  | 97.63  | 100.57 | 93.57  | 99.98  |
| 6  | 99.75  | 99.36  | 102.51 | 102.86 | 99.72  | 99.36  | 106.50 | 102.11 | 101.49 | 99.33  | 94.29  | 106.41 |
| 7  | 99.83  | 99.33  | 102.08 | 104.13 | 100.72 | 101.81 | 105.85 | 102.63 | 101.27 | 99.65  | 97.82  | 105.46 |
| 8  | 97.63  | 96.10  | 92.90  | 93.63  | 95.53  | 100.85 | 90.15  | 94.45  | 93.74  | 94.86  | 95.88  | 96.60  |
| 9  | 99.63  | 99.24  | 102.43 | 100.50 | 100.80 | 98.88  | 103.43 | 100.88 | 97.38  | 101.28 | 103.37 | 98.00  |
| 10 | 104.69 | 103.94 | 107.85 | 108.25 | 102.92 | 99.50  | 102.36 | 102.97 | 100.67 | 100.84 | 110.49 | 100.97 |
| 11 | 101.40 | 102.04 | 104.82 | 108.84 | 102.16 | 99.55  | 101.00 | 103.46 | 104.42 | 96.96  | 108.84 | 102.17 |
| 12 | 96.83  | 100.43 | 99.81  | 104.66 | 100.53 | 102.23 | 97.20  | 101.13 | 104.48 | 94.96  | 104.25 | 110.09 |

曜日・祝祭日指数(16年)

|        |        |        |        |        |        |        |        |        |        |        |        |        |
|--------|--------|--------|--------|--------|--------|--------|--------|--------|--------|--------|--------|--------|
| 16年 1月 | 99.90  | 99.81  | 99.99  | 99.60  | 99.82  | 99.97  | 99.73  | 99.83  | 99.78  | 99.76  | 99.80  | 99.76  |
| 2      | 102.47 | 102.21 | 102.54 | 101.52 | 102.19 | 102.23 | 101.87 | 102.37 | 102.19 | 102.15 | 102.19 | 101.83 |
| 3      | 100.53 | 101.01 | 100.06 | 102.23 | 101.01 | 100.26 | 101.54 | 100.88 | 101.18 | 101.29 | 101.08 | 101.35 |
| 4      | 100.08 | 100.24 | 100.10 | 100.71 | 100.27 | 100.38 | 100.49 | 100.12 | 100.23 | 100.26 | 100.25 | 100.57 |
| 5      | 99.40  | 98.82  | 99.89  | 97.36  | 98.81  | 99.57  | 98.17  | 99.01  | 98.64  | 98.52  | 98.74  | 98.33  |
| 6      | 100.14 | 100.34 | 100.09 | 100.89 | 100.36 | 100.33 | 100.61 | 100.23 | 100.36 | 100.40 | 100.36 | 100.65 |
| 7      | 99.90  | 99.81  | 99.99  | 99.60  | 99.82  | 99.97  | 99.73  | 99.83  | 99.78  | 99.76  | 99.80  | 99.76  |
| 8      | 99.96  | 99.91  | 99.98  | 99.78  | 99.91  | 99.92  | 99.85  | 99.94  | 99.91  | 99.90  | 99.91  | 99.84  |
| 9      | 100.02 | 100.14 | 100.12 | 100.53 | 100.17 | 100.43 | 100.36 | 100.01 | 100.11 | 100.12 | 100.15 | 100.50 |
| 10     | 99.65  | 99.21  | 99.83  | 98.05  | 99.19  | 99.38  | 98.66  | 99.44  | 99.14  | 99.07  | 99.16  | 98.63  |
| 11     | 100.02 | 100.14 | 100.12 | 100.53 | 100.17 | 100.43 | 100.36 | 100.01 | 100.11 | 100.12 | 100.15 | 100.50 |
| 12     | 100.16 | 100.42 | 100.14 | 101.15 | 100.45 | 100.55 | 100.79 | 100.23 | 100.42 | 100.45 | 100.44 | 100.89 |

曜日・祝祭日調整済季節指数(16年)

|        |        |        |        |        |        |        |        |        |        |        |        |        |
|--------|--------|--------|--------|--------|--------|--------|--------|--------|--------|--------|--------|--------|
| 16年 1月 | 98.37  | 95.31  | 92.39  | 80.91  | 93.95  | 100.34 | 89.90  | 93.39  | 95.43  | 89.88  | 95.26  | 82.08  |
| 2      | 100.96 | 98.73  | 94.41  | 93.24  | 100.68 | 97.11  | 99.64  | 100.31 | 100.94 | 103.06 | 98.93  | 90.07  |
| 3      | 107.04 | 106.44 | 102.97 | 103.94 | 104.93 | 100.99 | 104.54 | 102.29 | 105.31 | 110.82 | 102.97 | 104.92 |
| 4      | 95.69  | 101.37 | 101.06 | 106.01 | 102.81 | 99.60  | 104.32 | 101.17 | 100.75 | 111.52 | 97.50  | 106.67 |
| 5      | 100.46 | 99.78  | 99.15  | 94.56  | 97.41  | 101.96 | 97.04  | 97.50  | 96.30  | 99.08  | 92.39  | 98.31  |
| 6      | 99.89  | 99.70  | 102.60 | 103.78 | 100.08 | 99.69  | 107.15 | 102.34 | 101.86 | 99.73  | 94.63  | 107.10 |
| 7      | 99.73  | 99.14  | 102.07 | 103.71 | 100.54 | 101.78 | 105.56 | 102.46 | 101.05 | 99.41  | 97.62  | 105.21 |
| 8      | 97.59  | 96.01  | 92.88  | 93.42  | 95.44  | 100.77 | 90.01  | 94.39  | 93.66  | 94.77  | 95.79  | 96.45  |
| 9      | 99.65  | 99.38  | 102.55 | 101.03 | 100.97 | 99.31  | 103.80 | 100.89 | 97.49  | 101.40 | 103.53 | 98.49  |
| 10     | 104.32 | 103.12 | 107.67 | 106.14 | 102.09 | 98.88  | 100.99 | 102.39 | 99.80  | 99.90  | 109.56 | 99.59  |
| 11     | 101.42 | 102.18 | 104.95 | 109.42 | 102.33 | 99.98  | 101.36 | 103.47 | 104.53 | 97.08  | 109.00 | 102.68 |
| 12     | 96.98  | 100.85 | 99.95  | 105.86 | 100.98 | 102.79 | 97.97  | 101.36 | 104.92 | 95.39  | 104.71 | 111.07 |

曜日・祝祭日指数(17年)

|        |        |        |        |        |        |        |        |        |        |        |        |        |
|--------|--------|--------|--------|--------|--------|--------|--------|--------|--------|--------|--------|--------|
| 17年 1月 | 100.08 | 99.90  | 99.74  | 99.28  | 99.85  | 99.04  | 99.52  | 100.20 | 100.02 | 100.04 | 99.91  | 99.16  |
| 2      | 99.12  | 99.12  | 99.12  | 99.12  | 99.12  | 99.12  | 99.12  | 99.12  | 99.12  | 99.12  | 99.12  | 99.12  |
| 3      | 100.10 | 100.32 | 100.16 | 100.97 | 100.35 | 100.60 | 100.66 | 100.12 | 100.30 | 100.31 | 100.34 | 100.82 |
| 4      | 99.83  | 99.64  | 99.94  | 99.15  | 99.64  | 99.80  | 99.42  | 99.72  | 99.60  | 99.56  | 99.62  | 99.44  |
| 5      | 99.65  | 99.42  | 100.05 | 98.89  | 99.44  | 100.16 | 99.23  | 99.40  | 99.28  | 99.20  | 99.38  | 99.46  |
| 6      | 100.14 | 100.34 | 100.09 | 100.89 | 100.36 | 100.33 | 100.61 | 100.23 | 100.36 | 100.40 | 100.36 | 100.65 |
| 7      | 99.65  | 99.21  | 99.83  | 98.05  | 99.19  | 99.38  | 98.66  | 99.44  | 99.14  | 99.07  | 99.16  | 98.63  |
| 8      | 100.22 | 100.52 | 100.13 | 101.33 | 100.54 | 100.50 | 100.91 | 100.34 | 100.55 | 100.59 | 100.55 | 100.97 |
| 9      | 100.02 | 100.14 | 100.12 | 100.53 | 100.17 | 100.43 | 100.36 | 100.01 | 100.11 | 100.12 | 100.15 | 100.50 |
| 10     | 99.65  | 99.21  | 99.83  | 98.05  | 99.19  | 99.38  | 98.66  | 99.44  | 99.14  | 99.07  | 99.16  | 98.63  |
| 11     | 100.02 | 100.14 | 100.12 | 100.53 | 100.17 | 100.43 | 100.36 | 100.01 | 100.11 | 100.12 | 100.15 | 100.50 |
| 12     | 99.90  | 99.81  | 99.99  | 99.60  | 99.82  | 99.97  | 99.73  | 99.83  | 99.78  | 99.76  | 99.80  | 99.76  |

曜日・祝祭日調整済季節指数(17年)

|        |        |        |        |        |        |        |        |        |        |        |        |        |
|--------|--------|--------|--------|--------|--------|--------|--------|--------|--------|--------|--------|--------|
| 17年 1月 | 98.55  | 95.39  | 92.16  | 80.65  | 93.98  | 99.41  | 89.71  | 93.74  | 95.66  | 90.14  | 95.36  | 81.59  |
| 2      | 97.66  | 95.75  | 91.26  | 91.03  | 97.65  | 94.15  | 96.95  | 97.13  | 97.91  | 100.00 | 95.96  | 87.67  |
| 3      | 106.59 | 105.72 | 103.07 | 102.66 | 104.24 | 101.33 | 103.63 | 101.52 | 104.39 | 109.75 | 102.22 | 104.37 |
| 4      | 95.45  | 100.77 | 100.90 | 104.37 | 102.16 | 99.02  | 103.21 | 100.77 | 100.12 | 110.74 | 96.89  | 105.48 |
| 5      | 100.72 | 100.38 | 99.31  | 96.04  | 98.03  | 102.56 | 98.09  | 97.88  | 96.93  | 99.77  | 92.99  | 99.44  |
| 6      | 99.89  | 99.70  | 102.60 | 103.78 | 100.08 | 99.69  | 107.15 | 102.34 | 101.86 | 99.73  | 94.63  | 107.10 |
| 7      | 99.48  | 98.55  | 101.91 | 102.10 | 99.90  | 101.18 | 104.43 | 102.06 | 100.40 | 98.72  | 97.00  | 104.02 |
| 8      | 97.84  | 96.60  | 93.02  | 94.88  | 96.05  | 101.35 | 90.97  | 94.77  | 94.26  | 95.42  | 96.41  | 97.54  |
| 9      | 99.65  | 99.38  | 102.55 | 101.03 | 100.97 | 99.31  | 103.80 | 100.89 | 97.49  | 101.40 | 103.53 | 98.49  |
| 10     | 104.32 | 103.12 | 107.67 | 106.14 | 102.09 | 98.88  | 100.99 | 102.39 | 99.80  | 99.90  | 109.56 | 99.59  |
| 11     | 101.42 | 102.18 | 104.95 | 109.42 | 102.33 | 99.98  | 101.36 | 103.47 | 104.53 | 97.08  | 109.00 | 102.68 |
| 12     | 96.73  | 100.24 | 99.80  | 104.24 | 100.35 | 102.20 | 96.94  | 100.96 | 104.25 | 94.73  | 104.04 | 109.83 |

6. 業種別及び特殊分類別季節指数 6. Seasonal Indices by Industry and by Use of Goods  
 (2) 生産指数(生産額ウエイト) (2) Indices of Industrial Production (Production Weights)

| 分類コード<br>時系列 | 肉製品           | 乳製品            | 水産製品                      | 野菜・果実製品                                  | 油脂・調味料                   | 製粉・同製品        | その他の食品      | 清涼飲料      | 酒類      | その他工業               | ゴム製品工業          | 皮革製品工業           | Industries Code |
|--------------|---------------|----------------|---------------------------|--|--------------------------|---------------|-------------|-----------|---------|---------------------|-----------------|------------------|-----------------|
|              | Meat products | Dairy products | Processed marine products | Processed vegetables and fruits products | Oils and fats, seasoning | Flour milling | Other foods | Beverages | Alcohol | Other manufacturing | Rubber products | Leather products |                 |
|              | 111           | 112            | 113                       | 114                                      | 115                      | 116           | 117         | 118       | 119     | 121                 | 122             | 123              | Time series     |

季節指数

|    |        |        |        |        |        |        |        |        |        |        |        |        |      |
|----|--------|--------|--------|--------|--------|--------|--------|--------|--------|--------|--------|--------|------|
| 1月 | 77.01  | 97.14  | 85.60  | 85.78  | 87.85  | 92.04  | 87.34  | 69.90  | 58.97  | 90.61  | 91.56  | 92.99  | Jan. |
| 2  | 81.82  | 92.34  | 89.08  | 99.79  | 86.86  | 94.27  | 94.58  | 80.54  | 79.30  | 97.57  | 98.82  | 102.74 | Feb. |
| 3  | 95.07  | 105.40 | 98.17  | 95.31  | 98.89  | 104.85 | 105.93 | 109.38 | 103.25 | 105.39 | 108.01 | 108.35 | Mar. |
| 4  | 106.72 | 105.15 | 100.12 | 99.80  | 111.39 | 104.36 | 105.34 | 109.57 | 106.06 | 97.08  | 100.69 | 109.43 | Apr. |
| 5  | 100.37 | 107.25 | 92.83  | 96.74  | 99.51  | 100.68 | 92.61  | 111.14 | 91.67  | 93.47  | 94.44  | 95.02  | May. |
| 6  | 104.65 | 103.55 | 93.39  | 97.49  | 103.76 | 97.73  | 93.73  | 115.77 | 117.90 | 97.61  | 102.74 | 97.59  | Jun. |
| 7  | 112.40 | 101.85 | 96.42  | 100.04 | 111.97 | 99.58  | 97.58  | 120.45 | 109.52 | 101.76 | 105.65 | 101.69 | Jul. |
| 8  | 104.89 | 100.19 | 89.23  | 102.72 | 88.61  | 95.61  | 93.38  | 109.40 | 96.12  | 91.29  | 87.84  | 94.33  | Aug. |
| 9  | 97.32  | 95.62  | 100.44 | 98.77  | 95.43  | 97.11  | 101.39 | 98.93  | 97.70  | 106.17 | 103.47 | 101.75 | Sep. |
| 10 | 98.02  | 98.63  | 113.65 | 108.43 | 105.25 | 102.98 | 106.96 | 99.05  | 96.02  | 112.12 | 106.05 | 99.95  | Oct. |
| 11 | 102.97 | 94.49  | 114.21 | 105.11 | 104.84 | 103.65 | 110.43 | 89.27  | 105.57 | 107.16 | 103.04 | 97.07  | Nov. |
| 12 | 118.39 | 98.38  | 126.93 | 110.25 | 105.45 | 107.05 | 110.62 | 86.93  | 138.16 | 99.73  | 97.71  | 99.08  | Dec. |

曜日・祝祭日調整済季節指数(2004)

|        |        |        |        |        |        |        |        |        |        |        |        |        |           |
|--------|--------|--------|--------|--------|--------|--------|--------|--------|--------|--------|--------|--------|-----------|
| 16年 1月 | 99.65  | 99.84  | 99.57  | 99.62  | 99.93  | 99.83  | 99.71  | 100.30 | 99.73  | 99.72  | 99.83  | 99.67  | Jan. 2004 |
| 2      | 101.85 | 101.86 | 101.59 | 101.90 | 102.30 | 102.08 | 102.04 | 102.20 | 101.75 | 101.60 | 102.03 | 102.24 | Feb.      |
| 3      | 101.89 | 100.94 | 102.35 | 102.02 | 100.40 | 100.98 | 101.57 | 98.59  | 101.50 | 101.60 | 100.98 | 101.74 | Mar.      |
| 4      | 100.44 | 100.62 | 100.61 | 100.36 | 100.28 | 100.39 | 100.31 | 100.74 | 100.62 | 100.75 | 100.44 | 100.10 | Apr.      |
| 5      | 97.82  | 98.74  | 97.26  | 97.71  | 99.46  | 98.80  | 98.21  | 101.21 | 98.16  | 98.00  | 98.77  | 98.11  | May.      |
| 6      | 100.63 | 100.62 | 100.83 | 100.59 | 100.28 | 100.45 | 100.48 | 100.35 | 100.71 | 100.82 | 100.49 | 100.34 | Jun.      |
| 7      | 99.65  | 99.84  | 9      |        |        |        |        |        |        |        |        |        |           |



6. 業種別及び特殊分類別季節指数 6. Seasonal Indices by Industry and by Use of Goods (2) 生産指数(生産額ウェイト) (2) Indices of Industrial Production (Production Weights)

Table with 13 columns: 分類コード, 家具工業, 金属製家具, 木製家具, 木材・木製品工業, その他製品工業, 楽器, 文具, 玩具, 鉱業, (参考)産業総合(鉱工業・新聞・出版業), (参考)産業総合(鉱工業・新聞・出版業), (参考)産業総合(鉱工業・電力・ガス事業)

Table with 13 columns: 時系列, 1月, 2月, 3月, 4月, 5月, 6月, 7月, 8月, 9月, 10月, 11月, 12月

Table with 13 columns: 曜日・祝祭日指数(16年), 16年, 1月, 2月, 3月, 4月, 5月, 6月, 7月, 8月, 9月, 10月, 11月, 12月

Table with 13 columns: 曜日・祝祭日調整済季節指数(16年), 16年, 1月, 2月, 3月, 4月, 5月, 6月, 7月, 8月, 9月, 10月, 11月, 12月

Table with 13 columns: 曜日・祝祭日指数(17年), 17年, 1月, 2月, 3月, 4月, 5月, 6月, 7月, 8月, 9月, 10月, 11月, 12月

Table with 13 columns: 曜日・祝祭日調整済季節指数(17年), 17年, 1月, 2月, 3月, 4月, 5月, 6月, 7月, 8月, 9月, 10月, 11月, 12月

6. 業種別及び特殊分類別季節指数 6. Seasonal Indices by Industry and by Use of Goods (2) 生産指数(生産額ウェイト) (2) Indices of Industrial Production (Production Weights)

Table with 13 columns: (参考)機械工業, (参考)機械工業(除く造船), (参考)電気機械工業(旧分類), (参考)化学工業(含.化学繊維), (参考)繊維工業(除.化学繊維), (参考)電力・ガス事業, (参考)新聞・出版業, (参考)情報関連消費財, (参考)情報関連消費財, (参考)情報関連生産財, Industries Code, Time series

Table with 13 columns: 403, 404, 405, 406, 407, 408, 409, 410, 411, 412, 92.01, 91.21, 89.22, 95.48, 92.85, 108.62, 90.41, 91.58, 90.58, 93.49, Jan., 100.43, 100.66, 97.23, 96.57, 99.23, 99.60, 101.77, 106.14, 102.03, 94.68, Feb., 119.25, 119.39, 116.80, 102.90, 104.44, 102.40, 110.71, 140.44, 125.21, 103.76, Mar., 93.35, 93.94, 95.26, 99.32, 103.46, 89.47, 102.29, 87.50, 92.89, 97.37, Apr., 93.03, 92.80, 97.06, 96.71, 97.95, 90.39, 94.33, 88.31, 93.50, 100.20, May., 103.09, 103.21, 104.28, 98.91, 99.52, 95.37, 99.90, 100.57, 108.59, 103.86, Jun., 102.40, 102.33, 101.78, 103.36, 100.53, 112.97, 99.17, 92.19, 104.47, 103.91, Jul., 90.15, 89.97, 92.26, 96.69, 94.48, 109.20, 95.33, 84.86, 90.88, 97.54, Aug., 108.62, 108.61, 107.41, 100.16, 101.22, 99.48, 103.29, 119.95, 101.35, 103.92, Sep., 100.66, 100.80, 101.02, 103.80, 103.66, 92.98, 103.88, 92.94, 91.72, 103.70, Oct., 100.35, 100.55, 99.99, 102.86, 102.57, 94.05, 97.02, 93.53, 97.74, 100.82, Nov., 96.68, 96.57, 97.66, 103.20, 100.12, 105.45, 101.91, 91.96, 101.12, 96.62, Dec.

Table with 13 columns: "Tracing-day and holiday" Index (2004), 99.62, 99.60, 99.68, 99.81, 99.80, 99.87, 99.77, 99.73, 99.75, 99.73, Jan., 2004, 101.52, 101.51, 101.68, 101.98, 102.20, 102.34, 102.27, 101.48, 100.91, 101.93, Feb., 102.15, 102.24, 101.78, 101.11, 101.10, 100.70, 101.19, 101.58, 101.57, 101.52, Mar., 100.72, 100.71, 100.63, 100.47, 100.25, 100.18, 100.15, 100.87, 101.45, 100.44, Apr., 97.43, 97.34, 97.86, 98.63, 98.72, 99.17, 98.66, 97.96, 97.74, 98.22, May., 100.88, 100.89, 100.76, 100.53, 100.36, 100.25, 100.30, 100.91, 101.36, 100.57, Jun., 99.62, 99.60, 99.68, 99.81, 99.80, 99.87, 99.77, 99.73, 99.75, 99.73, Jul., 99.78, 99.78, 99.81, 99.87, 99.91, 99.94, 99.92, 99.77, 99.66, 99.86, Aug., 100.56, 100.53, 100.51, 100.40, 100.13, 100.12, 100.01, 100.83, 101.54, 100.31, Sep., 98.07, 98.03, 98.35, 98.89, 99.18, 99.43, 99.24, 98.13, 97.38, 98.74, Oct., 100.56, 100.53, 100.51, 100.40, 100.13, 100.12, 100.01, 100.83, 101.54, 100.31, Nov., 101.17, 101.16, 101.01, 100.73, 100.42, 100.30, 100.31, 101.33, 102.13, 100.72, Dec.

Table with 13 columns: Seasonal Index without "Tracing-day and holiday" effects (2004), 91.66, 90.85, 88.93, 95.30, 92.66, 108.48, 90.20, 91.33, 90.35, 93.24, Jan., 2004, 101.96, 102.18, 98.86, 98.48, 101.41, 101.93, 104.08, 107.71, 102.96, 96.51, Feb., 121.81, 122.06, 118.88, 104.04, 105.59, 103.12, 112.03, 142.66, 127.18, 105.34, Mar., 94.02, 94.61, 95.86, 99.79, 103.72, 89.63, 102.44, 88.26, 94.24, 97.80, Apr., 90.64, 90.33, 94.98, 95.39, 96.70, 89.64, 93.07, 86.51, 91.39, 98.42, May., 104.00, 104.13, 105.07, 99.43, 99.88, 95.61, 100.20, 101.49, 110.07, 104.45, Jun., 102.01, 101.92, 101.45, 103.16, 100.33, 112.82, 98.94, 91.94, 104.21, 103.63, Jul., 89.95, 89.77, 92.08, 96.56, 94.39, 109.13, 95.25, 84.66, 90.57, 97.40, Aug., 109.23, 109.19, 107.96, 100.56, 101.35, 99.60, 103.30, 120.95, 102.91, 104.24, Sep., 98.72, 98.81, 99.35, 102.65, 102.81, 92.45, 103.09, 91.20, 89.32, 102.39, Oct., 100.91, 101.08, 100.50, 103.27, 102.70, 94.16, 97.03, 94.31, 99.25, 101.13, Nov., 97.81, 97.69, 98.65, 103.95, 100.54, 105.77, 102.23, 103.32, 103.27, 97.32, Dec.

Table with 13 columns: "Tracing-day and holiday" Index (2005), 99.18, 99.26, 99.22, 99.34, 99.98, 99.90, 100.25, 98.42, 96.75, 99.65, Jan., 2005, 99.12, 99.12, 99.12, 99.12, 99.12, 99.12, 99.12, 99.12, 99.12, 99.12, Feb., 101.01, 100.98, 100.89, 100.66, 100.30, 100.24, 100.17, 101.29, 102.22, 100.59, Mar., 99.18, 99.15, 99.30, 99.55, 99.62, 99.74, 99.62, 99.27, 99.07, 99.45, Apr., 98.97, 98.89, 99.18, 99.55, 99.34, 99.61, 99.19, 99.56, 100.12, 99.20, May., 100.88, 100.89, 100.76, 100.53, 100.36, 100.25, 100.30, 100.91, 101.36, 100.57, Jun., 98.07, 98.03, 98.35, 98.89, 99.18, 99.43, 99.24, 98.13, 97.38, 98.74, Jul., 101.33, 101.34, 101.14, 100.79, 100.53, 100.37, 100.46, 101.37, 102.04, 100.85, Aug., 100.56, 100.53, 100.51, 100.40, 100.13, 100.12, 100.01, 100.83, 101.54, 100.31, Sep., 98.07, 98.03, 98.35, 98.89, 99.18, 99.43, 99.24, 98.13, 97.38, 98.74, Oct., 100.56, 100.53, 100.51, 100.40, 100.13, 100.12, 100.01, 100.83, 101.54, 100.31, Nov., 99.62, 99.60, 99.68, 99.81, 99.80, 99.87, 99.77, 99.73, 99.75, 99.73, Dec.

Table with 13 columns: Seasonal Index without "Tracing-day and holiday" effects (2005), 91.26, 90.54, 88.52, 94.85, 92.83, 108.51, 90.64, 90.13, 87.64, 93.16, Jan., 2005, 99.55, 99.77, 96.37, 95.72, 98.36, 98.72, 100.87, 105.21, 101.13, 93.85, Feb., 120.45, 120.56, 117.84, 103.58, 104.75, 102.65, 110.90, 142.25, 127.99, 104.37, Mar., 92.58, 93.14, 94.59, 98.87, 103.07, 89.24, 101.90, 86.86, 92.03, 96.83, Apr., 92.07, 91.77, 96.26, 96.27, 97.30, 90.04, 93.57, 87.92, 93.61, 99.40, May., 104.00, 104.13, 105.07, 99.43, 99.88, 95.61, 100.20, 101.49, 110.07, 104.45, Jun., 100.42, 100.31, 100.10, 102.21, 99.71, 112.33, 98.42, 90.47, 101.73, 102.60, Jul., 91.35, 91.18, 93.31, 97.45, 94.98, 109.60, 95.77, 86.02, 92.73, 98.37, Aug., 109.23, 109.19, 107.96, 100.56, 101.35, 99.60, 103.30, 120.95, 102.91, 104.24, Sep., 98.72, 98.81, 99.35, 102.65, 102.81, 92.45, 103.09, 91.20, 89.32, 102.39, Oct., 100.91, 101.08, 100.50, 103.27, 102.70, 94.16, 97.03, 94.31, 99.25, 101.13, Nov., 96.31, 96.18, 97.35, 103.00, 99.92, 105.31, 101.68, 101.68, 100.87, 96.36, Dec.

6. 業種別及び特殊分類別季節指数 6. Seasonal Indices by Industry and by Use of Goods  
(2) 生産指数(生産額ウエイト) (2) Indices of Industrial Production (Production Weights)

| 分類<br>コード | 鉱工業                         |                       |                     |                  |   |                       |                      |                      |                         |  |                        |                          |
|-----------|-----------------------------|-----------------------|---------------------|------------------|---|-----------------------|----------------------|----------------------|-------------------------|--|------------------------|--------------------------|
|           | 最終需要財                       | 投資財                   | 資本財                 | 資本財<br>(除輸送機械)   | 非鉄金属  | 金属製品                  | 一般機械                 | 電気機械                 | 情報通信<br>機械工業            | 輸送機械   | 精密機械                   |                          |
| 時系列       | Mining and<br>manufacturing | Final demand<br>goods | Investment<br>goods | Capital<br>goods | Capital goods<br>(excl. Transport<br>equipment) | Non-ferrous<br>metals | Fabricated<br>metals | General<br>machinery | Electrical<br>machinery | Information and<br>communication<br>electronics<br>equipment | Transport<br>equipment | Precision<br>instruments |
|           | 200                         | 201                   | 202                 | 203              | 204   | 205                   | 206                  | 207                  | 208                     | 209  | 210                    | 211                      |

季節指数

|    |        |        |        |        |        |        |        |        |        |        |        |        |
|----|--------|--------|--------|--------|--------|--------|--------|--------|--------|--------|--------|--------|
| 1月 | 92.35  | 89.65  | 91.60  | 91.15  | 90.75  | 102.26 | 97.86  | 88.41  | 89.05  | 92.89  | 93.20  | 90.04  |
| 2  | 98.10  | 98.41  | 100.08 | 100.65 | 101.90 | 111.04 | 103.03 | 99.51  | 102.52 | 104.68 | 98.88  | 101.85 |
| 3  | 111.95 | 118.67 | 131.00 | 138.58 | 143.51 | 113.24 | 107.44 | 140.55 | 178.76 | 142.48 | 114.17 | 124.76 |
| 4  | 96.73  | 94.65  | 91.61  | 89.87  | 90.35  | 88.06  | 89.50  | 92.33  | 82.44  | 86.39  | 86.55  | 91.76  |
| 5  | 94.93  | 92.19  | 88.62  | 87.69  | 87.73  | 82.91  | 86.86  | 88.53  | 79.90  | 86.05  | 88.95  | 92.81  |
| 6  | 101.62 | 102.01 | 99.60  | 100.67 | 100.01 | 93.84  | 100.78 | 101.44 | 91.52  | 101.69 | 103.52 | 102.16 |
| 7  | 102.41 | 102.03 | 98.65  | 98.49  | 95.22  | 99.50  | 97.07  | 97.92  | 87.95  | 91.32  | 109.11 | 104.59 |
| 8  | 93.58  | 91.12  | 90.50  | 90.15  | 89.68  | 89.84  | 93.57  | 92.79  | 84.75  | 84.75  | 91.58  | 93.02  |
| 9  | 104.61 | 107.64 | 113.10 | 116.71 | 118.60 | 102.79 | 110.57 | 118.07 | 135.20 | 121.97 | 111.56 | 114.50 |
| 10 | 102.28 | 101.60 | 97.82  | 93.75  | 90.23  | 103.43 | 108.24 | 90.69  | 80.98  | 90.93  | 104.87 | 93.41  |
| 11 | 101.59 | 101.61 | 98.68  | 95.68  | 93.50  | 111.59 | 105.71 | 94.35  | 87.64  | 92.42  | 102.85 | 95.67  |
| 12 | 99.85  | 100.48 | 98.73  | 96.60  | 98.53  | 101.36 | 99.05  | 95.36  | 99.09  | 104.33 | 94.86  | 95.49  |

曜日・祝祭日指数(16年)

|     |        |        |        |        |        |        |        |        |        |        |        |        |       |
|-----|--------|--------|--------|--------|--------|--------|--------|--------|--------|--------|--------|--------|-------|
| 16年 | 1月     | 99.70  | 99.67  | 99.76  | 99.78  | 99.82  | 99.30  | 100.07 | 99.87  | 99.98  | 99.79  | 99.75  | 99.82 |
| 2   | 101.77 | 101.61 | 101.96 | 101.94 | 102.20 | 100.91 | 102.43 | 102.49 | 103.03 | 101.48 | 101.34 | 102.28 |       |
| 3   | 101.70 | 101.89 | 101.37 | 101.24 | 101.01 | 103.89 | 99.73  | 100.70 | 100.00 | 101.29 | 101.48 | 100.99 |       |
| 4   | 100.56 | 100.68 | 100.43 | 100.48 | 100.27 | 101.00 | 100.28 | 100.02 | 99.61  | 100.93 | 101.04 | 100.18 |       |
| 5   | 97.97  | 97.72  | 98.37  | 98.49  | 98.81  | 95.52  | 100.19 | 99.24  | 100.15 | 98.26  | 98.01  | 98.87  |       |
| 6   | 100.69 | 100.81 | 100.54 | 100.56 | 100.36 | 101.36 | 100.17 | 100.12 | 99.70  | 100.91 | 101.03 | 100.29 |       |
| 7   | 99.70  | 99.67  | 99.76  | 99.78  | 99.82  | 99.30  | 100.07 | 99.87  | 99.98  | 99.79  | 99.75  | 99.82  |       |
| 8   | 99.83  | 99.80  | 99.87  | 99.86  | 99.91  | 99.66  | 99.96  | 99.97  | 100.07 | 99.77  | 99.74  | 99.93  |       |
| 9   | 100.43 | 100.55 | 100.31 | 100.40 | 100.17 | 100.62 | 100.38 | 99.92  | 99.53  | 100.94 | 101.05 | 100.07 |       |
| 10  | 98.48  | 98.24  | 98.81  | 98.81  | 99.19  | 96.93  | 99.77  | 99.65  | 100.50 | 98.20  | 97.96  | 99.31  |       |
| 11  | 100.43 | 100.55 | 100.31 | 100.40 | 100.17 | 100.62 | 100.38 | 99.92  | 99.53  | 100.94 | 101.05 | 100.07 |       |
| 12  | 100.91 | 101.09 | 100.70 | 100.76 | 100.45 | 101.67 | 100.37 | 100.09 | 99.47  | 101.39 | 101.55 | 100.33 |       |

曜日・祝祭日調整済季節指数(16年)

|     |        |        |        |        |        |        |        |        |        |        |        |        |       |
|-----|--------|--------|--------|--------|--------|--------|--------|--------|--------|--------|--------|--------|-------|
| 16年 | 1月     | 92.07  | 89.35  | 91.38  | 90.95  | 90.59  | 101.54 | 97.93  | 88.30  | 89.03  | 92.69  | 92.97  | 89.88 |
| 2   | 99.84  | 99.99  | 102.04 | 102.60 | 104.14 | 112.05 | 105.53 | 101.99 | 105.63 | 106.23 | 100.20 | 104.17 |       |
| 3   | 113.85 | 120.91 | 132.79 | 140.30 | 144.96 | 117.65 | 107.15 | 141.53 | 178.76 | 144.32 | 115.86 | 126.00 |       |
| 4   | 97.27  | 95.29  | 92.00  | 90.30  | 90.59  | 88.94  | 89.75  | 92.35  | 82.12  | 87.19  | 87.45  | 91.93  |       |
| 5   | 93.00  | 90.09  | 87.18  | 86.37  | 86.69  | 79.20  | 87.03  | 87.86  | 80.02  | 84.55  | 87.18  | 91.76  |       |
| 6   | 102.32 | 102.84 | 100.14 | 101.23 | 100.37 | 95.12  | 100.95 | 101.56 | 91.25  | 102.62 | 104.59 | 102.46 |       |
| 7   | 102.10 | 101.69 | 98.41  | 98.27  | 95.05  | 98.80  | 97.14  | 97.79  | 87.93  | 91.13  | 108.84 | 104.40 |       |
| 8   | 93.42  | 90.94  | 90.38  | 90.02  | 89.60  | 89.53  | 93.53  | 92.76  | 84.81  | 84.56  | 91.34  | 92.95  |       |
| 9   | 105.06 | 108.23 | 113.45 | 117.18 | 118.80 | 103.43 | 110.99 | 117.98 | 134.56 | 123.12 | 112.73 | 114.58 |       |
| 10  | 100.73 | 99.81  | 96.66  | 92.63  | 89.50  | 100.25 | 107.99 | 90.37  | 81.38  | 89.29  | 102.73 | 92.77  |       |
| 11  | 102.03 | 102.17 | 98.99  | 96.06  | 93.66  | 112.28 | 106.11 | 94.27  | 87.23  | 93.29  | 103.93 | 95.74  |       |
| 12  | 100.76 | 101.58 | 99.42  | 97.33  | 98.97  | 103.05 | 99.42  | 95.45  | 98.56  | 105.78 | 96.33  | 95.81  |       |

曜日・祝祭日指数(17年)

|     |        |        |        |        |        |        |        |        |        |        |        |        |        |
|-----|--------|--------|--------|--------|--------|--------|--------|--------|--------|--------|--------|--------|--------|
| 17年 | 1月     | 99.38  | 99.15  | 99.59  | 99.36  | 99.84  | 99.40  | 99.03  | 100.36 | 101.11 | 98.08  | 97.88  | 100.09 |
| 2   | 99.12  | 99.12  | 99.12  | 99.12  | 99.12  | 99.12  | 99.12  | 99.12  | 99.12  | 99.12  | 99.12  | 99.12  | 99.12  |
| 3   | 100.78 | 100.96 | 100.58 | 100.68 | 100.35 | 101.30 | 100.47 | 99.99  | 99.39  | 101.40 | 101.56 | 100.22 |        |
| 4   | 99.35  | 99.26  | 99.49  | 99.50  | 99.64  | 98.62  | 99.98  | 99.81  | 100.13 | 99.34  | 99.24  | 99.67  |        |
| 5   | 99.18  | 99.14  | 99.31  | 99.46  | 99.44  | 97.86  | 100.49 | 99.46  | 99.63  | 99.85  | 99.80  | 99.38  |        |
| 6   | 100.69 | 100.81 | 100.54 | 100.56 | 100.36 | 101.36 | 100.17 | 100.12 | 99.70  | 100.91 | 101.03 | 100.29 |        |
| 7   | 98.48  | 98.24  | 98.81  | 98.81  | 99.19  | 96.93  | 99.77  | 99.65  | 100.50 | 98.20  | 97.96  | 99.31  |        |
| 8   | 101.04 | 101.22 | 100.81 | 100.84 | 100.54 | 102.04 | 100.26 | 100.19 | 99.56  | 101.37 | 101.54 | 100.44 |        |
| 9   | 100.43 | 100.55 | 100.31 | 100.40 | 100.17 | 100.62 | 100.38 | 99.92  | 99.53  | 100.94 | 101.05 | 100.07 |        |
| 10  | 98.48  | 98.24  | 98.81  | 98.81  | 99.19  | 96.93  | 99.77  | 99.65  | 100.50 | 98.20  | 97.96  | 99.31  |        |
| 11  | 100.43 | 100.55 | 100.31 | 100.40 | 100.17 | 100.62 | 100.38 | 99.92  | 99.53  | 100.94 | 101.05 | 100.07 |        |
| 12  | 99.70  | 99.67  | 99.76  | 99.78  | 99.82  | 99.30  | 100.07 | 99.87  | 99.98  | 99.79  | 99.75  | 99.82  |        |

曜日・祝祭日調整済季節指数(17年)

|     |        |        |        |        |        |        |        |        |        |        |        |        |       |
|-----|--------|--------|--------|--------|--------|--------|--------|--------|--------|--------|--------|--------|-------|
| 17年 | 1月     | 91.78  | 88.89  | 91.22  | 90.57  | 90.60  | 101.65 | 96.91  | 88.73  | 90.04  | 91.11  | 91.22  | 90.12 |
| 2   | 97.24  | 97.54  | 99.20  | 99.76  | 101.00 | 110.06 | 102.12 | 98.63  | 101.62 | 103.76 | 98.01  | 100.95 |       |
| 3   | 112.82 | 119.81 | 131.76 | 139.52 | 144.01 | 114.71 | 107.94 | 140.54 | 177.67 | 144.47 | 115.95 | 125.03 |       |
| 4   | 96.10  | 93.95  | 91.14  | 89.42  | 90.02  | 86.84  | 89.48  | 92.15  | 82.55  | 85.82  | 85.89  | 91.46  |       |
| 5   | 94.15  | 91.40  | 88.01  | 87.22  | 87.24  | 81.14  | 87.29  | 88.05  | 79.60  | 85.92  | 88.77  | 92.23  |       |
| 6   | 102.32 | 102.84 | 100.14 | 101.23 | 100.37 | 95.12  | 100.95 | 101.56 | 91.25  | 102.62 | 104.59 | 102.46 |       |
| 7   | 100.85 | 100.23 | 97.48  | 97.32  | 94.45  | 96.45  | 96.85  | 97.58  | 88.39  | 89.68  | 106.88 | 103.87 |       |
| 8   | 94.55  | 92.23  | 91.23  | 90.91  | 90.16  | 91.67  | 93.81  | 92.97  | 84.38  | 85.91  | 92.99  | 93.43  |       |
| 9   | 105.06 | 108.23 | 113.45 | 117.18 | 118.80 | 103.43 | 110.99 | 117.98 | 134.56 | 123.12 | 112.73 | 114.58 |       |
| 10  | 100.73 | 99.81  | 96.66  | 92.63  | 89.50  | 100.25 | 107.99 | 90.37  | 81.38  | 89.29  | 102.73 | 92.77  |       |
| 11  | 102.03 | 102.17 | 98.99  | 96.06  | 93.66  | 112.28 | 106.11 | 94.27  | 87.23  | 93.29  | 103.93 | 95.74  |       |
| 12  | 99.55  | 100.15 | 98.49  | 96.39  | 98.35  | 100.65 | 99.12  | 95.24  | 99.07  | 104.11 | 94.62  | 95.32  |       |

6. 業種別及び特殊分類別季節指数 6. Seasonal Indices by Industry and by Use of Goods  
(2) 生産指数(生産額ウエイト) (2) Indices of Industrial Production (Production Weights)

| 分類<br>コード | 産業                                      |                        |           |                   |                   |                      |                      |                         |   |           |                                | 建設財                   | 産業                |                      |                      |                         | 石油・石炭<br>製品工業                           | Chemicals | 石油・石炭<br>製品工業                  | Industries<br>Code |
|-----------|---|------------------------|-----------|-------------------|-------------------|----------------------|----------------------|-------------------------|---|-----------|--------------------------------|-----------------------|-------------------|----------------------|----------------------|-------------------------|---|-----------|--------------------------------|--------------------|
|           | 窯業・土石<br>製品工業                           | その他工業                  | 家具工業      | その他<br>製品工業       | 鉄鋼業               | 金属製品<br>工業           | 一般機械<br>工業           | 電気機械<br>工業              | 窯業・土石<br>製品工業                           | 化学工業      | 石油・石炭<br>製品工業                  |                       | Time series       |                      |                      |                         |   |           |                                |                    |
| 時系列       | Ceramics, stone and<br>clay<br>products | Other<br>manufacturing | Furniture | Other<br>products | Iron and<br>steel | Fabricated<br>metals | General<br>machinery | Electrical<br>machinery | Ceramics,<br>stone and<br>clay products | Chemicals | Petroleum and<br>coal products | Construction<br>goods | Iron and<br>steel | Fabricated<br>metals | General<br>machinery | Electrical<br>machinery | Ceramics,<br>stone and<br>clay products | Chemicals | Petroleum and<br>coal products |                    |
|           | 212                                     | 213                    | 214       | 215               | 216               | 217                  | 218                  | 219                     | 220                                     | 221       | 222                            | 223                   | 217               | 218                  | 219                  | 220                     | 221                                     | 222       | 223                            |                    |

季節指数

|    |        |        |        |        |        |        |        |        |        |        |        |        |        |        |        |        |        |        |        |        |        |        |        |        |      |
|----|--------|--------|--------|--------|--------|--------|--------|--------|--------|--------|--------|--------|--------|--------|--------|--------|--------|--------|--------|--------|--------|--------|--------|--------|------|
| 1月 | 94.76  | 93.57  | 93.72  | 86.93  | 92.10  | 94.97  | 90.93  | 106.70 | 97.40  | 91.73  | 90.05  | 88.20  | 94.30  | 95.63  | 105.97 | 99.99  | 102.14 | 97.13  | 108.44 | 98.20  | Jan.   |        |        |        |      |
| 2  | 103.03 | 116.36 | 118.48 | 90.20  | 98.24  | 94.30  | 95.63  | 105.97 | 99.99  | 102.14 | 97.13  | 108.44 | 107.62 | 141.82 | 145.23 | 99.96  | 113.81 | 104.03 | 137.50 | 103.79 | 101.89 | 105.13 | 113.30 | 143.11 | Mar. |
| 3  | 102.00 | 112.66 | 113.35 | 106.18 | 93.86  | 99.24  | 90.94  | 74.44  | 95.34  | 94.08  | 96.59  | 92.99  | 102.00 | 112.66 | 113.35 | 106.18 | 93.86  | 99.24  | 90.94  | 74.44  | 95.34  | 94.08  | 96.59  | 92.99  | Apr. |
| 4  | 96.47  | 87.87  | 86.85  | 100.31 | 91.16  | 100.35 | 87.52  | 82.33  | 88.21  | 91.25  | 92.74  | 72.50  | 99.39  | 92.57  | 91.27  | 108.78 | 97.49  | 100.81 | 94.74  | 90.01  | 94.59  | 99.43  | 100.88 | 80.25  | Jun. |
| 5  | 101.84 | 93.16  | 91.72  | 110.10 | 99.76  | 98.16  | 97.95  | 96.19  | 99.33  | 100.12 | 101.07 | 94.29  | 88.09  | 85.93  | 85.96  | 86.11  | 92.05  | 96.30  | 90.92  | 94.81  | 92.36  | 89.97  | 92.72  | 93.90  | Aug. |
| 6  | 99.18  | 90.92  | 89.89  | 101.71 | 105.32 | 101.78 | 108.77 | 119.22 | 101.33 | 100.84 | 108.19 | 94.31  | 99.18  | 90.92  | 89.89  | 101.71 | 105.32 | 101.78 | 108.77 | 119.22 | 101.33 | 100.84 | 108.19 | 94.31  | Sep. |
| 7  | 103.30 | 94.36  | 93.20  | 108.09 | 105.40 | 105.03 | 101.33 | 104.75 | 108.61 | 108.06 | 105.38 | 103.82 | 102.36 | 93.91  | 93.17  | 102.74 | 106.57 | 104.78 | 103.02 | 105.09 | 111.13 | 109.45 | 103.21 | 108.99 | Nov. |
| 8  | 101.74 | 96.88  | 97.15  | 98.70  | 104.23 | 100.18 | 100.67 | 116.06 | 109.84 | 107.80 | 98.72  | 119.20 | 101.74 | 96.88  | 97.15  | 98.70  | 104.23 | 100.18 | 100.67 | 116.06 | 109.84 | 107.80 | 98.72  | 119.20 | Dec. |

曜日・祝祭日調整済季節指数(2004)

|     |    |       |       |       |       |       |        |       |       |       |       |       |       |       |       |       |       |        |       |       |
|-----|----|-------|-------|-------|-------|-------|--------|-------|-------|-------|-------|-------|-------|-------|-------|-------|-------|--------|-------|-------|
| 16年 | 1月 | 99.51 | 99.39 | 99.43 | 98.88 | 99.73 | 100.09 | 99.49 | 99.91 | 99.84 | 99.90 | 99.51 | 99.51 | 99.39 | 99.43 | 98.88 | 99.73 | 100.09 | 99.49 | 99.91 |
|-----|----|-------|-------|-------|-------|-------|--------|-------|-------|-------|-------|-------|-------|-------|-------|-------|-------|--------|-------|-------|



6. 業種別及び特殊分類別季節指数 6. Seasonal Indices by Industry and by Use of Goods (2) 生産指数(生産額ウェイト) (2) Indices of Industrial Production (Production Weights)

Table with 13 columns for industry categories: プラスチック製品工業, 繊維工業, その他工業, 家具工業, 木材・木製品工業, 鉱業, 消費財, 耐久消費財, 金属製品工業, 電気機械工業, 情報通信機械工業, 輸送機械工業. Includes a '分類コード' column and a '時系列' column.

Table showing seasonal indices (季節指数) for 16 years (1999-2014) across 13 industry categories. Rows represent months from 1 to 12.

Table showing 'Trading-day and holiday' indices (曜日・祝祭日指数) for 16 years (1999-2014) across 13 industry categories. Rows represent months from 1 to 12.

Table showing seasonal indices without trading-day and holiday effects (曜日・祝祭日調整済季節指数) for 16 years (1999-2014) across 13 industry categories. Rows represent months from 1 to 12.

Table showing 'Trading-day and holiday' indices for 17 years (2000-2016) across 13 industry categories. Rows represent months from 1 to 12.

Table showing seasonal indices without trading-day and holiday effects for 17 years (2000-2016) across 13 industry categories. Rows represent months from 1 to 12.

6. 業種別及び特殊分類別季節指数 6. Seasonal Indices by Industry and by Use of Goods (2) 生産指数(生産額ウェイト) (2) Indices of Industrial Production (Production Weights)

Table with 13 columns for industry categories: 精密機械工業, 繊維工業, その他工業, 家具工業, その他工業, 非耐久消費財, 電気機械工業, 電子部品・デバイス工業, 窯業・土石製品工業, 化学工業, 石油・石炭製品工業, プラスチック製品工業. Includes an 'Industries Code' column and a 'Time series' column.

Table showing seasonal indices (Seasonal Index) for 16 years (1999-2014) across 13 industry categories. Rows represent months from 1 to 12.

Table showing 'Trading-day and holiday' indices (曜日・祝祭日指数) for 16 years (1999-2014) across 13 industry categories. Rows represent months from 1 to 12.

Table showing seasonal indices without trading-day and holiday effects (Seasonal Index without "Trading-day and holiday" effects) for 16 years (1999-2014) across 13 industry categories. Rows represent months from 1 to 12.

Table showing 'Trading-day and holiday' indices for 17 years (2000-2016) across 13 industry categories. Rows represent months from 1 to 12.

Table showing seasonal indices without trading-day and holiday effects for 17 years (2000-2016) across 13 industry categories. Rows represent months from 1 to 12.

6. 業種別及び特殊分類別季節指数 6. Seasonal Indices by Industry and by Use of Goods  
 (2) 生産指数(生産額ウエイト) (2) Indices of Industrial Production (Production Weights)

| 分類コード | 生産財          |      |           |       |        |         | 時系列 |     |     |     |     |
|-------|--------------|------|-----------|-------|--------|---------|-----|-----|-----|-----|-----|
|       | パルプ・紙・紙加工品工業 | 繊維工業 | 食料品・たばこ工業 | その他工業 | 皮革製品工業 | その他製品工業 |     |     |     |     |     |
| 248   | 249          | 250  | 251       | 252   | 253    | 254     | 255 | 256 | 257 | 258 | 259 |

| 季節指数 | 1月     | 2月     | 3月     | 4月     | 5月     | 6月     | 7月     | 8月     | 9月     | 10月    | 11月    | 12月    |
|------|--------|--------|--------|--------|--------|--------|--------|--------|--------|--------|--------|--------|
| 1月   | 93.20  | 90.10  | 79.93  | 85.55  | 93.19  | 77.31  | 95.73  | 95.78  | 100.48 | 93.70  | 88.38  | 93.59  |
| 2月   | 95.82  | 100.89 | 87.66  | 94.36  | 105.70 | 83.68  | 97.30  | 97.29  | 94.35  | 99.18  | 96.62  | 102.57 |
| 3月   | 107.30 | 109.41 | 103.51 | 101.08 | 110.84 | 92.14  | 105.51 | 105.54 | 102.87 | 106.52 | 106.85 | 119.41 |
| 4月   | 101.41 | 111.23 | 105.54 | 90.81  | 112.59 | 71.39  | 98.75  | 98.70  | 97.98  | 100.54 | 104.19 | 96.52  |
| 5月   | 97.66  | 100.57 | 99.75  | 86.80  | 95.94  | 77.59  | 97.58  | 97.56  | 101.91 | 96.55  | 98.89  | 93.43  |
| 6月   | 100.40 | 99.33  | 108.37 | 85.73  | 96.03  | 76.10  | 101.31 | 101.35 | 100.91 | 102.56 | 105.47 | 104.18 |
| 7月   | 99.06  | 99.65  | 106.10 | 92.45  | 98.64  | 85.62  | 102.77 | 102.78 | 101.58 | 102.67 | 108.37 | 101.91 |
| 8月   | 90.56  | 94.86  | 96.94  | 91.39  | 93.30  | 89.28  | 95.50  | 95.50  | 100.00 | 88.78  | 93.55  | 87.87  |
| 9月   | 100.98 | 101.28 | 98.63  | 118.25 | 102.16 | 134.24 | 101.73 | 101.80 | 99.77  | 102.12 | 100.33 | 103.90 |
| 10月  | 105.66 | 100.84 | 100.75 | 136.59 | 99.61  | 172.85 | 102.89 | 102.90 | 101.71 | 104.77 | 102.51 | 98.51  |
| 11月  | 103.91 | 96.96  | 102.02 | 117.98 | 95.03  | 138.67 | 101.55 | 101.49 | 99.21  | 103.48 | 99.78  | 99.61  |
| 12月  | 103.91 | 94.96  | 110.81 | 98.89  | 96.92  | 101.28 | 99.35  | 99.26  | 99.15  | 99.16  | 95.01  | 98.40  |

曜日・祝祭日指数(16年)

| 16年 | 1月     | 2月     | 3月     | 4月     | 5月     | 6月     | 7月     | 8月     | 9月     | 10月    | 11月    | 12月    |
|-----|--------|--------|--------|--------|--------|--------|--------|--------|--------|--------|--------|--------|
| 1月  | 99.81  | 99.76  | 99.74  | 99.77  | 99.58  | 99.97  | 99.73  | 99.73  | 99.89  | 99.73  | 99.60  | 99.47  |
| 2月  | 102.27 | 102.15 | 101.76 | 100.86 | 102.10 | 100.06 | 101.93 | 101.93 | 102.56 | 101.81 | 101.44 | 101.46 |
| 3月  | 101.03 | 101.29 | 101.52 | 101.47 | 102.23 | 100.56 | 101.52 | 101.51 | 100.56 | 101.48 | 102.23 | 102.92 |
| 4月  | 100.19 | 100.26 | 100.61 | 101.52 | 100.13 | 102.51 | 100.43 | 100.44 | 99.99  | 100.56 | 100.79 | 100.63 |
| 5月  | 98.82  | 98.52  | 98.15  | 97.80  | 97.57  | 98.25  | 98.22  | 98.23  | 99.40  | 98.20  | 97.32  | 96.67  |
| 6月  | 100.30 | 100.40 | 100.70 | 101.40 | 100.44 | 102.02 | 100.56 | 100.57 | 100.08 | 100.66 | 100.95 | 100.93 |
| 7月  | 99.81  | 99.76  | 99.74  | 99.77  | 99.58  | 99.97  | 99.73  | 99.73  | 99.89  | 99.73  | 99.60  | 99.47  |
| 8月  | 99.92  | 99.90  | 99.83  | 99.65  | 99.89  | 99.49  | 99.86  | 99.86  | 99.98  | 99.83  | 99.76  | 99.77  |
| 9月  | 100.07 | 100.12 | 100.51 | 101.65 | 99.81  | 103.00 | 100.30 | 100.31 | 99.90  | 100.46 | 100.63 | 100.32 |
| 10月 | 99.28  | 99.07  | 98.52  | 97.32  | 98.82  | 96.41  | 98.74  | 98.74  | 99.76  | 98.58  | 97.94  | 97.85  |
| 11月 | 100.07 | 100.12 | 100.51 | 101.65 | 99.81  | 103.00 | 100.30 | 100.31 | 99.90  | 100.46 | 100.63 | 100.32 |
| 12月 | 100.35 | 100.45 | 100.96 | 102.22 | 100.34 | 103.52 | 100.72 | 100.72 | 100.02 | 100.89 | 101.26 | 101.10 |

曜日・祝祭日調整済季節指数(16年)

| 16年 | 1月     | 2月     | 3月     | 4月     | 5月     | 6月     | 7月     | 8月     | 9月     | 10月    | 11月    | 12月    |
|-----|--------|--------|--------|--------|--------|--------|--------|--------|--------|--------|--------|--------|
| 1月  | 93.02  | 89.88  | 79.72  | 85.35  | 92.80  | 77.29  | 95.47  | 95.52  | 100.37 | 93.45  | 88.03  | 93.09  |
| 2月  | 98.00  | 103.06 | 89.20  | 95.17  | 107.92 | 83.73  | 99.18  | 99.17  | 96.77  | 100.98 | 98.01  | 104.07 |
| 3月  | 108.41 | 110.82 | 105.08 | 102.57 | 113.31 | 92.66  | 107.11 | 107.13 | 103.45 | 108.10 | 109.23 | 122.90 |
| 4月  | 101.60 | 111.52 | 106.18 | 92.19  | 112.74 | 73.18  | 99.17  | 99.13  | 97.97  | 101.10 | 105.01 | 97.13  |
| 5月  | 96.51  | 99.08  | 97.90  | 84.89  | 93.61  | 76.23  | 95.84  | 95.83  | 101.30 | 94.81  | 96.24  | 90.32  |
| 6月  | 100.70 | 99.73  | 109.13 | 86.93  | 96.45  | 77.64  | 101.88 | 101.93 | 100.99 | 103.24 | 106.47 | 105.15 |
| 7月  | 98.87  | 99.41  | 105.82 | 92.24  | 98.23  | 85.59  | 102.49 | 102.50 | 101.47 | 102.39 | 107.94 | 101.37 |
| 8月  | 90.49  | 94.77  | 96.78  | 91.07  | 93.20  | 88.82  | 95.37  | 95.37  | 99.98  | 88.63  | 93.33  | 87.67  |
| 9月  | 101.05 | 101.40 | 99.13  | 120.20 | 101.97 | 138.27 | 102.04 | 102.12 | 99.67  | 102.59 | 100.96 | 104.23 |
| 10月 | 104.90 | 99.90  | 99.26  | 132.93 | 98.43  | 166.64 | 101.59 | 101.60 | 101.47 | 103.28 | 100.40 | 96.39  |
| 11月 | 103.98 | 97.08  | 102.54 | 119.93 | 94.85  | 142.83 | 101.85 | 101.80 | 99.11  | 103.96 | 100.41 | 99.93  |
| 12月 | 104.27 | 95.39  | 111.87 | 101.09 | 97.25  | 104.85 | 100.07 | 99.97  | 99.17  | 100.04 | 96.21  | 99.48  |

曜日・祝祭日指数(17年)

| 17年 | 1月     | 2月     | 3月     | 4月     | 5月     | 6月     | 7月     | 8月     | 9月     | 10月    | 11月    | 12月    |
|-----|--------|--------|--------|--------|--------|--------|--------|--------|--------|--------|--------|--------|
| 1月  | 100.07 | 100.04 | 99.17  | 96.47  | 101.00 | 93.19  | 99.65  | 99.64  | 100.39 | 99.26  | 99.04  | 99.91  |
| 2月  | 99.12  | 99.12  | 99.12  | 99.12  | 99.12  | 99.12  | 99.12  | 99.12  | 99.12  | 99.12  | 99.12  | 99.12  |
| 3月  | 100.23 | 100.31 | 100.86 | 102.36 | 100.02 | 104.02 | 100.59 | 100.59 | 99.93  | 100.79 | 101.10 | 100.79 |
| 4月  | 99.66  | 99.56  | 99.39  | 99.07  | 99.36  | 98.95  | 99.45  | 99.45  | 99.85  | 99.40  | 99.13  | 99.00  |
| 5月  | 99.35  | 99.20  | 99.36  | 100.27 | 98.32  | 101.88 | 99.20  | 99.21  | 99.53  | 99.34  | 98.96  | 98.27  |
| 6月  | 100.30 | 100.40 | 100.70 | 101.40 | 100.44 | 102.02 | 100.56 | 100.57 | 100.08 | 100.66 | 100.95 | 100.93 |
| 7月  | 99.28  | 99.07  | 98.52  | 97.32  | 98.82  | 96.41  | 98.74  | 98.74  | 99.76  | 98.58  | 97.94  | 97.85  |
| 8月  | 100.46 | 100.59 | 101.05 | 102.10 | 100.65 | 103.03 | 100.85 | 100.85 | 100.11 | 100.99 | 101.42 | 101.40 |
| 9月  | 100.07 | 100.12 | 100.51 | 101.65 | 99.81  | 103.00 | 100.30 | 100.31 | 99.90  | 100.46 | 100.63 | 100.32 |
| 10月 | 99.28  | 99.07  | 98.52  | 97.32  | 98.82  | 96.41  | 98.74  | 98.74  | 99.76  | 98.58  | 97.94  | 97.85  |
| 11月 | 100.07 | 100.12 | 100.51 | 101.65 | 99.81  | 103.00 | 100.30 | 100.31 | 99.90  | 100.46 | 100.63 | 100.32 |
| 12月 | 99.81  | 99.76  | 99.74  | 99.77  | 99.58  | 99.97  | 99.73  | 99.73  | 99.89  | 99.73  | 99.60  | 99.47  |

曜日・祝祭日調整済季節指数(17年)

| 17年 | 1月     | 2月     | 3月     | 4月     | 5月     | 6月     | 7月     | 8月     | 9月     | 10月    | 11月    | 12月    |
|-----|--------|--------|--------|--------|--------|--------|--------|--------|--------|--------|--------|--------|
| 1月  | 93.27  | 90.14  | 79.27  | 82.53  | 94.12  | 72.05  | 95.39  | 95.44  | 100.87 | 93.01  | 87.53  | 93.51  |
| 2月  | 94.98  | 100.00 | 86.89  | 93.53  | 104.77 | 82.94  | 96.44  | 96.43  | 93.52  | 98.31  | 95.77  | 101.67 |
| 3月  | 107.55 | 109.75 | 104.40 | 103.47 | 110.86 | 95.84  | 106.13 | 106.16 | 102.80 | 107.36 | 108.03 | 120.35 |
| 4月  | 101.07 | 110.74 | 104.90 | 89.97  | 111.87 | 70.64  | 98.21  | 98.16  | 97.83  | 99.94  | 103.28 | 95.55  |
| 5月  | 97.03  | 99.77  | 99.11  | 87.03  | 94.33  | 79.05  | 96.80  | 96.79  | 101.43 | 95.91  | 97.86  | 91.81  |
| 6月  | 100.70 | 99.73  | 109.13 | 86.93  | 96.45  | 77.64  | 101.88 | 101.93 | 100.99 | 103.24 | 106.47 | 105.15 |
| 7月  | 98.35  | 98.72  | 104.53 | 89.97  | 97.48  | 82.55  | 101.48 | 101.48 | 101.34 | 101.21 | 106.14 | 99.72  |
| 8月  | 90.98  | 95.42  | 97.96  | 93.31  | 93.91  | 91.99  | 96.31  | 96.31  | 100.11 | 99.66  | 94.88  | 89.10  |
| 9月  | 101.05 | 101.40 | 99.13  | 120.20 | 101.97 | 138.27 | 102.04 | 102.12 | 99.67  | 102.59 | 100.96 | 104.23 |
| 10月 | 104.90 | 99.90  | 99.26  | 132.93 | 98.43  | 166.64 | 101.59 | 101.60 | 101.47 | 103.28 | 100.40 | 96.39  |
| 11月 | 103.98 | 97.08  | 102.54 | 119.93 | 94.85  | 142.83 | 101.85 | 101.80 | 99.11  | 103.96 | 100.41 | 99.93  |
| 12月 | 103.71 | 94.73  | 110.52 | 98.66  | 96.51  | 101.25 | 99.08  | 98.99  | 99.04  | 98.89  | 94.63  | 97.88  |

6. 業種別及び特殊分類別季節指数 6. Seasonal Indices by Industry and by Use of Goods  
 (2) 生産指数(生産額ウエイト) (2) Indices of Industrial Production (Production Weights)

| 分類コード | 生産財    |          |             |        |        |           |      |           |            |              |      | 時系列 |
|-------|--------|----------|-------------|--------|--------|-----------|------|-----------|------------|--------------|------|-----|
|       | 電気機械工業 | 情報通信機械工業 | 電子部品・デバイス工業 | 輸送機械工業 | 精密機械工業 | 窯業・土石製品工業 | 化学工業 | 石油・石炭製品工業 | プラスチック製品工業 | パルプ・紙・紙加工品工業 | 繊維工業 |     |
| 260   | 261    | 262      | 263         | 264    | 265    | 266       | 267  | 268       | 269        | 270          | 271  |     |

| 季節指数 | 1月     | 2月     | 3月     | 4月     | 5月     | 6月     | 7月     | 8月     | 9月     | 10月    | 11月    | 12月    |
|------|--------|--------|--------|--------|--------|--------|--------|--------|--------|--------|--------|--------|
| 1月   | 92.54  | 91.15  | 93.58  | 94.44  | 87.11  | 97.70  | 102.05 | 109.90 | 91.48  | 92.97  | 95.55  | 93.49  |
| 2月   | 97.64  | 97.96  | 94.71  | 103.84 | 89.18  | 95.13  | 97.85  | 105.27 | 96.84  | 95.25  | 97.47  | 91.95  |
| 3月   | 105.08 | 105.46 | 103.70 | 111.11 | 96.06  | 101.47 | 102.78 | 110.03 | 104.28 | 104.26 | 102.00 | 103.27 |
| 4月   | 100.27 | 97.06  | 97.57  | 96.65  | 101.87 | 100.66 | 98.27  | 97.59  | 101.43 | 100.63 | 100.50 | 108.43 |
| 5月   | 96.51  | 100.09 | 100.13 | 91.82  | 101.15 | 99.94  | 96.78  | 90.03  | 96.24  | 100.14 | 99.21  | 100.86 |
| 6月   | 102.39 | 108.66 | 104.04 | 101.96 | 102.60 | 100.84 | 95.03  | 87.24  | 102.90 | 100.47 | 101.49 | 100.96 |
| 7月   | 104.57 | 109.22 | 103.86 | 105.47 | 103.73 | 101.55 | 100.92 | 95.14  | 105.63 | 100.77 | 102.40 | 105.10 |
| 8月   | 91.14  | 91.13  | 97.72  | 85.08  |        |        |        |        |        |        |        |        |

6. 業種別及び特殊分類別季節指数 6. Seasonal Indices by Industry and by Use of Goods  
(2) 生産指数(生産額ウェイト) (2) Indices of Industrial Production (Production Weights)

Table with 13 columns: 分類コード, その他工業, ゴム製品工業, 皮革製品工業, 木材・材工業, 鉱業, その他用生産財, 金属製品工業, 電気機械工業, 精密機械工業, 窯業・土石製品工業, 化学工業, 石油・石炭製品工業. Includes sub-labels like Other manufacturing, Rubber products, etc.

Table showing seasonal indices for 16 years (16年) from 1月 to 12月 across 13 industry categories.

Table showing trading-day and holiday index for 16 years (16年) from 1月 to 12月 across 13 industry categories.

Table showing seasonal index without trading-day and holiday effects for 16 years (16年) from 1月 to 12月 across 13 industry categories.

Table showing trading-day and holiday index for 17 years (17年) from 1月 to 12月 across 13 industry categories.

Table showing seasonal index without trading-day and holiday effects for 17 years (17年) from 1月 to 12月 across 13 industry categories.

6. 業種別及び特殊分類別季節指数 6. Seasonal Indices by Industry and by Use of Goods  
(2) 生産指数(生産額ウェイト) (2) Indices of Industrial Production (Production Weights)

Table with 6 columns: 分類コード, その他工業, ゴム製品工業, その他製品工業, 鉱業, 業種別. Includes sub-labels like Other manufacturing, Rubber products, etc.

Table showing seasonal indices for 2004 from 1月 to 12月 across 6 industry categories.

Table showing trading-day and holiday index for 2004 from 1月 to 12月 across 6 industry categories.

Table showing seasonal index without trading-day and holiday effects for 2004 from 1月 to 12月 across 6 industry categories.

Table showing trading-day and holiday index for 2005 from 1月 to 12月 across 6 industry categories.

Table showing seasonal index without trading-day and holiday effects for 2005 from 1月 to 12月 across 6 industry categories.

6. 業種別及び特殊分類別季節指数 6. Seasonal Indices by Industry and by Use of Goods  
(2) 生産指数(生産額ウェイト) (2) Indices of Industrial Production (Production Weights)

| 分類コード<br>時系列 | 業種別及び特殊分類別                      |                             |                         |                      |   |                                      |                        |  |                        |                         |                       |                    |
|--------------|---------------------------------|-----------------------------|-------------------------|----------------------|---|--------------------------------------|------------------------|--|------------------------|-------------------------|-----------------------|--------------------|
|              | 鉱工業<br>Mining and manufacturing | 最終需要財<br>Final demand goods | 投資財<br>Investment goods | 資本財<br>Capital goods | 資本財<br>(除輸送機械)<br>Capital goods (excl. transport equipment) | 製造設備用<br>For manufacturing equipment | 電力用<br>For electricity | 通信・放送用<br>For communication and broadcasting | 農業用<br>For agriculture | 建設用<br>For construction | 輸送用<br>For transports | 事務用<br>For offices |
|              | 300                             | 301                         | 302                     | 303                  | 304   | 305                                  | 306                    | 307  | 308                    | 309                     | 310                   | 311                |

## 季節指数

|    |        |        |        |        |        |        |        |        |        |        |        |        |
|----|--------|--------|--------|--------|--------|--------|--------|--------|--------|--------|--------|--------|
| 1月 | 92.35  | 89.65  | 91.57  | 91.14  | 90.71  | 86.95  | 89.79  | 100.36 | 94.35  | 93.42  | 93.16  | 90.70  |
| 2  | 98.10  | 98.41  | 100.08 | 100.64 | 101.89 | 97.37  | 98.27  | 110.36 | 109.00 | 98.47  | 99.05  | 106.63 |
| 3  | 111.95 | 118.67 | 130.97 | 138.56 | 143.49 | 147.88 | 168.78 | 157.62 | 111.80 | 110.09 | 114.46 | 138.89 |
| 4  | 96.73  | 94.65  | 91.65  | 89.87  | 90.30  | 88.61  | 83.62  | 91.34  | 102.05 | 95.68  | 86.80  | 88.25  |
| 5  | 94.93  | 92.19  | 88.61  | 87.68  | 87.73  | 86.46  | 81.43  | 85.13  | 91.15  | 88.95  | 89.34  | 90.15  |
| 6  | 101.62 | 102.01 | 99.59  | 100.66 | 99.99  | 100.60 | 93.20  | 94.59  | 103.28 | 98.77  | 103.97 | 101.03 |
| 7  | 102.41 | 102.03 | 98.63  | 98.48  | 95.20  | 96.35  | 93.27  | 90.32  | 102.40 | 100.00 | 109.61 | 92.93  |
| 8  | 93.58  | 91.12  | 90.49  | 90.14  | 89.67  | 93.98  | 90.03  | 80.71  | 91.50  | 92.48  | 91.86  | 85.81  |
| 9  | 104.61 | 107.64 | 113.07 | 116.69 | 118.66 | 121.29 | 126.24 | 104.80 | 98.36  | 113.12 | 111.51 | 119.49 |
| 10 | 102.28 | 101.60 | 97.88  | 93.74  | 90.21  | 89.25  | 86.01  | 85.34  | 89.73  | 105.39 | 104.07 | 92.37  |
| 11 | 101.59 | 101.61 | 98.65  | 95.67  | 93.50  | 95.41  | 89.67  | 98.56  | 100.33 | 104.63 | 101.96 | 92.22  |
| 12 | 99.85  | 100.48 | 98.78  | 96.72  | 98.65  | 95.72  | 99.12  | 101.15 | 105.75 | 98.94  | 94.31  | 101.52 |

## 曜日・祝祭日指数(16年)

|        |        |        |        |        |        |        |        |        |        |        |        |        |
|--------|--------|--------|--------|--------|--------|--------|--------|--------|--------|--------|--------|--------|
| 16年 1月 | 99.70  | 99.67  | 99.76  | 99.78  | 99.82  | 100.06 | 99.90  | 99.10  | 99.48  | 99.41  | 99.75  | 99.92  |
| 2      | 101.77 | 101.61 | 101.97 | 101.94 | 102.20 | 103.08 | 102.47 | 100.68 | 102.11 | 101.41 | 101.33 | 101.61 |
| 3      | 101.70 | 101.89 | 101.36 | 101.22 | 100.99 | 99.61  | 100.54 | 104.96 | 102.68 | 101.48 | 100.63 | 100.63 |
| 4      | 100.56 | 100.68 | 100.43 | 100.47 | 100.27 | 99.65  | 100.09 | 101.01 | 100.02 | 100.62 | 101.04 | 100.94 |
| 5      | 97.97  | 97.72  | 98.38  | 98.50  | 98.83  | 100.56 | 99.38  | 94.41  | 97.14  | 96.36  | 98.00  | 98.94  |
| 6      | 100.69 | 100.81 | 100.54 | 100.55 | 100.36 | 99.67  | 100.15 | 101.54 | 100.43 | 100.97 | 101.03 | 100.82 |
| 7      | 99.70  | 99.67  | 99.76  | 99.78  | 99.82  | 100.06 | 99.90  | 99.10  | 99.48  | 99.41  | 99.75  | 99.92  |
| 8      | 99.83  | 99.80  | 99.87  | 99.86  | 99.91  | 100.08 | 99.96  | 99.62  | 99.89  | 99.76  | 99.74  | 99.80  |
| 9      | 100.43 | 100.55 | 100.32 | 100.39 | 100.17 | 99.63  | 100.02 | 100.48 | 99.62  | 100.27 | 101.06 | 101.05 |
| 10     | 98.48  | 98.24  | 98.82  | 98.81  | 99.20  | 100.65 | 99.64  | 96.42  | 98.74  | 97.72  | 97.94  | 98.49  |
| 11     | 100.43 | 100.55 | 100.32 | 100.39 | 100.17 | 99.63  | 100.02 | 100.48 | 99.62  | 100.27 | 101.06 | 101.05 |
| 12     | 100.91 | 101.09 | 100.69 | 100.75 | 100.44 | 99.48  | 100.16 | 101.78 | 100.23 | 101.10 | 101.56 | 101.34 |

## 曜日・祝祭日調整済季節指数(16年)

|        |        |        |        |        |        |        |        |        |        |        |        |        |
|--------|--------|--------|--------|--------|--------|--------|--------|--------|--------|--------|--------|--------|
| 16年 1月 | 92.07  | 89.35  | 91.35  | 90.94  | 90.55  | 87.00  | 89.70  | 99.46  | 93.86  | 92.87  | 92.93  | 90.63  |
| 2      | 99.84  | 99.99  | 102.05 | 102.59 | 104.13 | 100.37 | 100.70 | 111.11 | 111.30 | 99.86  | 100.37 | 108.35 |
| 3      | 113.85 | 120.91 | 132.75 | 140.25 | 144.91 | 147.30 | 169.69 | 165.44 | 114.80 | 113.63 | 116.15 | 139.77 |
| 4      | 97.27  | 95.29  | 92.04  | 90.29  | 90.54  | 88.30  | 83.70  | 92.26  | 102.07 | 96.27  | 87.70  | 89.08  |
| 5      | 93.00  | 90.09  | 87.17  | 86.36  | 86.70  | 86.94  | 80.93  | 80.37  | 88.54  | 85.71  | 87.55  | 89.19  |
| 6      | 102.32 | 102.84 | 100.13 | 101.21 | 100.35 | 100.27 | 93.34  | 96.05  | 103.72 | 99.73  | 105.04 | 101.86 |
| 7      | 102.10 | 101.69 | 98.39  | 98.26  | 95.03  | 96.41  | 93.18  | 89.51  | 101.87 | 99.41  | 109.34 | 92.86  |
| 8      | 93.42  | 90.94  | 90.37  | 90.01  | 89.59  | 94.06  | 89.99  | 80.40  | 91.40  | 92.26  | 91.62  | 85.64  |
| 9      | 105.06 | 108.23 | 113.43 | 117.15 | 118.86 | 120.84 | 126.27 | 105.30 | 97.99  | 113.43 | 112.69 | 120.74 |
| 10     | 100.73 | 99.81  | 96.73  | 92.62  | 89.49  | 89.83  | 85.70  | 82.28  | 88.60  | 102.99 | 101.93 | 90.98  |
| 11     | 102.03 | 102.17 | 98.97  | 96.04  | 93.66  | 95.06  | 89.69  | 99.03  | 99.95  | 104.91 | 103.04 | 93.19  |
| 12     | 100.76 | 101.58 | 99.46  | 97.45  | 99.08  | 95.22  | 99.28  | 102.95 | 105.99 | 100.03 | 95.78  | 102.88 |

## 曜日・祝祭日指数(17年)

|        |        |        |        |        |        |        |        |        |        |        |        |        |
|--------|--------|--------|--------|--------|--------|--------|--------|--------|--------|--------|--------|--------|
| 17年 1月 | 99.38  | 99.15  | 99.59  | 99.35  | 99.85  | 100.80 | 100.09 | 99.93  | 101.57 | 100.10 | 97.85  | 97.68  |
| 2      | 99.12  | 99.12  | 99.12  | 99.12  | 99.12  | 99.12  | 99.12  | 99.12  | 99.12  | 99.12  | 99.12  | 99.12  |
| 3      | 100.78 | 100.96 | 100.58 | 100.67 | 100.34 | 99.46  | 100.09 | 101.25 | 99.82  | 100.76 | 101.58 | 101.45 |
| 4      | 99.35  | 99.26  | 99.49  | 99.50  | 99.64  | 100.23 | 99.83  | 98.34  | 99.27  | 98.92  | 99.23  | 99.51  |
| 5      | 99.18  | 99.14  | 99.31  | 99.47  | 99.45  | 99.97  | 99.64  | 97.04  | 97.86  | 98.03  | 99.81  | 100.38 |
| 6      | 100.69 | 100.81 | 100.54 | 100.55 | 100.36 | 99.67  | 100.15 | 101.54 | 100.43 | 100.97 | 101.03 | 100.82 |
| 7      | 98.48  | 98.24  | 98.82  | 98.81  | 99.20  | 100.65 | 99.64  | 96.42  | 98.74  | 97.72  | 97.94  | 98.49  |
| 8      | 101.04 | 101.22 | 100.80 | 100.83 | 100.53 | 99.50  | 100.22 | 102.31 | 100.64 | 101.46 | 101.55 | 101.22 |
| 9      | 100.43 | 100.55 | 100.32 | 100.39 | 100.17 | 99.63  | 100.02 | 100.48 | 99.62  | 100.27 | 101.06 | 101.05 |
| 10     | 98.48  | 98.24  | 98.82  | 98.81  | 99.20  | 100.65 | 99.64  | 96.42  | 98.74  | 97.72  | 97.94  | 98.49  |
| 11     | 100.43 | 100.55 | 100.32 | 100.39 | 100.17 | 99.63  | 100.02 | 100.48 | 99.62  | 100.27 | 101.06 | 101.05 |
| 12     | 99.70  | 99.67  | 99.76  | 99.78  | 99.82  | 100.06 | 99.90  | 99.10  | 99.48  | 99.41  | 99.75  | 99.92  |

## 曜日・祝祭日調整済季節指数(17年)

|        |        |        |        |        |        |        |        |        |        |        |        |        |
|--------|--------|--------|--------|--------|--------|--------|--------|--------|--------|--------|--------|--------|
| 17年 1月 | 91.78  | 88.89  | 91.19  | 90.55  | 90.57  | 87.65  | 89.87  | 100.29 | 95.83  | 93.51  | 91.16  | 88.60  |
| 2      | 97.24  | 97.54  | 99.20  | 99.75  | 100.99 | 96.51  | 97.41  | 109.39 | 108.04 | 97.60  | 98.18  | 105.69 |
| 3      | 112.82 | 119.81 | 131.73 | 139.49 | 143.98 | 147.08 | 168.93 | 159.59 | 111.60 | 110.93 | 116.27 | 140.90 |
| 4      | 96.10  | 93.95  | 91.18  | 89.42  | 89.97  | 88.81  | 83.48  | 89.82  | 101.31 | 94.65  | 86.13  | 87.82  |
| 5      | 94.15  | 91.40  | 88.00  | 87.22  | 87.25  | 86.43  | 81.14  | 82.61  | 89.20  | 87.20  | 89.17  | 90.49  |
| 6      | 102.32 | 102.84 | 100.13 | 101.21 | 100.35 | 100.27 | 93.34  | 96.05  | 103.72 | 99.73  | 105.04 | 101.86 |
| 7      | 100.85 | 100.23 | 97.47  | 97.31  | 94.44  | 96.98  | 92.93  | 87.09  | 101.11 | 97.72  | 103.35 | 91.53  |
| 8      | 94.55  | 92.23  | 91.21  | 90.89  | 90.15  | 93.51  | 90.23  | 82.57  | 92.09  | 93.83  | 93.28  | 86.86  |
| 9      | 105.06 | 108.23 | 113.43 | 117.15 | 118.86 | 120.84 | 126.27 | 105.30 | 97.99  | 113.43 | 112.69 | 120.74 |
| 10     | 100.73 | 99.81  | 96.73  | 92.62  | 89.49  | 89.83  | 85.70  | 82.28  | 88.60  | 102.99 | 101.93 | 90.98  |
| 11     | 102.03 | 102.17 | 98.97  | 96.04  | 93.66  | 95.06  | 89.69  | 99.03  | 99.95  | 104.91 | 103.04 | 93.19  |
| 12     | 99.55  | 100.15 | 98.54  | 96.51  | 98.47  | 95.78  | 99.02  | 100.24 | 105.20 | 98.36  | 94.07  | 101.44 |

6. 業種別及び特殊分類別季節指数 6. Seasonal Indices by Industry and by Use of Goods  
(2) 生産指数(生産額ウェイト) (2) Indices of Industrial Production (Production Weights)

| 分類コード<br>時系列 | 業種別及び特殊分類別                     |                           |                         |                        |                       |                                 |                       |   |   |                                       |   |                                      |               |
|--------------|--------------------------------|---------------------------|-------------------------|------------------------|-----------------------|---------------------------------|-----------------------|---|---|---------------------------------------|---|--------------------------------------|---------------|
|              | その他の資本財<br>Other capital goods | 建設財<br>Construction goods | 建築用<br>For construction | 土木用<br>For engineering | 消費財<br>Consumer goods | 耐久消費財<br>Durable consumer goods | 家事用<br>For house work | 冷暖房用<br>For heating and cooling equipment | 家具・装備品用<br>For furniture and furnishing | 娯楽・教育用<br>For education and amusement | 乗用車・二輪車<br>Passenger cars and motorcycles | 非耐久消費財<br>Non-durable consumer goods | Industry Code |
|              | 312                            | 313                       | 314                     | 315                    | 316                   | 317                             | 318                   | 319                                       | 320                                     | 321                                   | 322                                       | 323                                  | Time series   |

|        |        |        |        |        |        |        |        |        |        |        |        |           |
|--------|--------|--------|--------|--------|--------|--------|--------|--------|--------|--------|--------|-----------|
| 90.07  | 92.10  | 92.82  | 90.54  | 88.31  | 91.00  | 85.49  | 66.19  | 95.42  | 80.43  | 96.31  | 85.47  | Jan. 2004 |
| 106.03 | 98.24  | 98.36  | 100.28 | 97.40  | 102.89 | 96.77  | 89.98  | 99.10  | 90.66  | 107.45 | 91.90  | Feb.      |
| 146.20 | 113.81 | 103.68 | 152.31 | 108.23 | 113.49 | 111.19 | 116.98 | 106.06 | 110.87 | 115.26 | 103.58 | Mar.      |
| 92.70  | 93.86  | 94.32  | 89.11  | 98.07  | 92.84  | 100.74 | 124.59 | 96.64  | 93.78  | 91.93  | 102.94 | Apr.      |
| 91.83  | 91.16  | 93.03  | 84.01  | 94.96  | 92.61  | 94.89  | 129.15 | 89.49  | 96.61  | 88.58  | 98.25  | May.      |
| 99.36  | 97.49  | 98.90  | 92.39  | 103.91 | 105.01 | 108.52 | 150.90 | 90.57  | 107.08 | 102.71 | 102.92 | Jun.      |
| 95.48  | 99.76  | 101.82 | 91.86  | 104.71 | 104.52 | 112.11 | 132.35 | 93.37  | 101.55 | 104.83 | 104.38 | Jul.      |
| 87.45  | 92.05  | 93.72  | 85.72  | 90.22  | 82.91  | 87.62  | 63.45  | 90.67  | 89.75  | 81.05  | 97.71  | Aug.      |
| 121.72 | 105.32 | 104.86 | 107.84 | 103.00 | 105.85 | 99.24  | 67.56  | 103.30 | 110.72 | 106.75 | 100.15 | Sep.      |
| 87.16  | 105.40 | 107.17 | 99.40  | 105.45 | 106.55 | 102.42 | 82.39  | 113.99 | 111.72 | 106.01 | 104.15 | Oct.      |
| 87.79  | 106.57 | 107.60 | 102.14 | 104.64 | 106.95 | 101.90 | 91.34  | 111.42 | 110.99 | 105.02 | 102.50 | Nov.      |
| 94.42  | 104.23 | 103.74 | 104.35 | 101.15 | 95.58  | 99.13  | 85.12  | 109.95 | 95.85  | 94.35  | 106.01 | Dec.      |

## "Trading-day and holiday" Index (2004)

|        |        |        |        |        |        |        |        |        |         |        |           |      |
|--------|--------|--------|--------|--------|--------|--------|--------|--------|---------|--------|-----------|------|
| 99.62  | 99.73  | 99.70  | 99.78  | 99.58  | 99.48  | 99.53  | 99.36  | 99.75  | 99.47   | 99.76  | Jan. 2004 |      |
| 102.00 | 102.04 | 101.95 | 102.36 | 101.37 | 100.86 | 101.11 | 100.20 | 101.93 | 100.66  | 100.87 | 101.81    | Feb. |
| 102.05 | 101.46 | 101.64 | 101.14 | 102.38 | 102.95 | 102.68 | 103.69 | 101.42 | 103.07  | 103.03 | 101.37    | Mar. |
| 100.26 | 100.33 | 100.39 | 100.07 | 100.83 | 101.23 | 101.04 | 101.76 | 100.46 | 101.41  | 101.21 | 100.58    | Apr. |
| 97.72  | 98.32  | 98.11  | 98.75  | 97.15  | 96.39  | 96.76  | 95.40  | 98.31  | 96.19   | 96.32  | 98.31     | May. |
| 100.51 | 100.48 | 100.55 | 100.23 | 101.00 | 101.40 | 101.21 | 101.92 | 100.57 | 101.55  | 101.39 | 100.66    | Jun. |
| 99.62  | 99.73  | 99.70  | 99.78  | 99.58  | 99.48  | 99.53  | 99.36  | 99.75  | 99.47</ |        |           |      |

6. 業種別及び特殊分類別季節指数 6. Seasonal Indices by Industry and by Use of Goods  
 (2) 生産指数(生産額ウェイト) (2) Indices of Industrial Production (Production Weights)

| 分類<br>コード | 業種別               |                                   |                          |                      | 生産財               | 特殊分類別                              |             | Industries<br>Code |
|-----------|-------------------|-----------------------------------|--------------------------|----------------------|-------------------|------------------------------------|-------------|--------------------|
|           | 家事用               | 教育・<br>娯楽用                        | 被服・<br>履き物               | 飲食料品                 |                   | 鉱工業用<br>生産財                        | その他用<br>生産財 |                    |
| 時系列       | For house<br>work | For education<br>and<br>amusement | Clothing and<br>footwear | Food and<br>beverage | Producer<br>goods | For mining<br>and<br>manufacturing | For others  | Time series        |
|           | 324               | 325                               | 326                      | 327                  | 328               | 329                                | 330         |                    |

| 季節指数 |        | Seasonal Index |        |        |        |        |        |      |
|------|--------|----------------|--------|--------|--------|--------|--------|------|
| 1月   | 87.98  | 91.60          | 90.91  | 78.83  | 95.73  | 95.80  | 95.47  | Jan. |
| 2月   | 97.41  | 91.78          | 102.03 | 87.46  | 97.30  | 97.30  | 100.11 | Feb. |
| 3月   | 103.36 | 102.95         | 109.72 | 103.19 | 105.51 | 105.54 | 105.73 | Mar. |
| 4月   | 101.47 | 98.19          | 111.19 | 105.31 | 98.75  | 98.70  | 100.98 | Apr. |
| 5月   | 95.24  | 95.71          | 99.84  | 99.48  | 97.58  | 97.56  | 95.82  | May. |
| 6月   | 102.35 | 97.29          | 98.22  | 107.08 | 101.31 | 101.35 | 99.37  | Jun. |
| 7月   | 103.84 | 105.53         | 99.45  | 107.07 | 102.77 | 102.78 | 101.08 | Jul. |
| 8月   | 91.76  | 103.08         | 94.48  | 97.78  | 95.50  | 95.50  | 93.67  | Aug. |
| 9月   | 101.05 | 101.77         | 101.54 | 98.42  | 101.73 | 101.81 | 99.68  | Sep. |
| 10月  | 108.46 | 104.78         | 100.63 | 101.06 | 102.89 | 102.90 | 102.66 | Oct. |
| 11月  | 105.81 | 102.36         | 96.48  | 102.24 | 101.55 | 101.49 | 102.16 | Nov. |
| 12月  | 101.13 | 104.94         | 95.56  | 112.07 | 99.35  | 99.23  | 103.30 | Dec. |

| 曜日・祝祭日指数(16年) |        | "Trading-day and holiday" Index (2004) |        |        |        |        |        |           |
|---------------|--------|--|--------|--------|--------|--------|--------|-----------|
| 16年 1月        | 99.61  | 99.72                                  | 99.72  | 99.84  | 99.73  | 99.73  | 99.74  | Jan. 2004 |
| 2月            | 101.67 | 101.55                                 | 102.14 | 101.93 | 101.93 | 101.93 | 102.07 | Feb.      |
| 3月            | 102.17 | 101.57                                 | 101.49 | 100.95 | 101.52 | 101.52 | 101.43 | Mar.      |
| 4月            | 100.56 | 100.80                                 | 100.22 | 100.54 | 100.43 | 100.44 | 100.31 | Apr.      |
| 5月            | 97.48  | 98.00                                  | 98.33  | 98.76  | 98.22  | 98.22  | 98.36  | May.      |
| 6月            | 100.76 | 100.86                                 | 100.40 | 100.56 | 100.56 | 100.57 | 100.46 | Jun.      |
| 7月            | 99.61  | 99.72                                  | 99.72  | 99.84  | 99.73  | 99.73  | 99.74  | Jul.      |
| 8月            | 99.81  | 99.78                                  | 99.90  | 99.86  | 99.86  | 99.86  | 99.89  | Aug.      |
| 9月            | 100.35 | 100.75                                 | 100.05 | 100.52 | 100.30 | 100.31 | 100.16 | Sep.      |
| 10月           | 98.27  | 98.22                                  | 99.02  | 98.85  | 98.74  | 98.74  | 98.94  | Oct.      |
| 11月           | 100.35 | 100.75                                 | 100.05 | 100.52 | 100.30 | 100.31 | 100.16 | Nov.      |
| 12月           | 100.95 | 101.23                                 | 100.42 | 100.82 | 100.72 | 100.72 | 100.53 | Dec.      |

| 曜日・祝祭日調整済季節指数(16年) |        | Seasonal Index without "Trading-day and holiday" effects (2004) |        |        |        |        |        |           |
|--------------------|--------|---|--------|--------|--------|--------|--------|-----------|
| 16年 1月             | 87.64  | 91.34   | 90.66  | 78.70  | 95.47  | 95.54  | 95.22  | Jan. 2004 |
| 2月                 | 99.04  | 93.20   | 104.21 | 89.15  | 99.18  | 99.18  | 102.18 | Feb.      |
| 3月                 | 105.60 | 104.57  | 111.35 | 104.17 | 107.11 | 107.14 | 107.24 | Mar.      |
| 4月                 | 102.04 | 98.98   | 111.43 | 105.88 | 99.17  | 99.13  | 101.29 | Apr.      |
| 5月                 | 92.84  | 93.80   | 98.17  | 98.25  | 95.84  | 95.82  | 94.25  | May.      |
| 6月                 | 103.13 | 98.13   | 98.61  | 107.68 | 101.88 | 101.93 | 99.83  | Jun.      |
| 7月                 | 103.44 | 105.23  | 99.17  | 106.90 | 102.49 | 102.50 | 100.82 | Jul.      |
| 8月                 | 91.59  | 102.85  | 94.39  | 97.64  | 95.37  | 95.37  | 93.57  | Aug.      |
| 9月                 | 101.40 | 102.53  | 101.59 | 98.93  | 102.04 | 102.13 | 99.84  | Sep.      |
| 10月                | 106.58 | 102.91  | 99.64  | 99.90  | 101.59 | 101.60 | 101.57 | Oct.      |
| 11月                | 106.18 | 103.13  | 96.53  | 102.77 | 101.85 | 101.80 | 102.32 | Nov.      |
| 12月                | 102.09 | 106.23  | 95.96  | 112.99 | 100.07 | 99.94  | 103.85 | Dec.      |

| 曜日・祝祭日指数(17年) |        | "Trading-day and holiday" Index (2005) |        |        |        |        |        |           |
|---------------|--------|--|--------|--------|--------|--------|--------|-----------|
| 17年 1月        | 99.67  | 98.61                                  | 100.25 | 99.00  | 99.65  | 99.65  | 99.97  | Jan. 2005 |
| 2月            | 99.12  | 99.12                                  | 99.12  | 99.12  | 99.12  | 99.12  | 99.12  | Feb.      |
| 3月            | 100.74 | 101.18                                 | 100.25 | 100.80 | 100.59 | 100.59 | 100.38 | Mar.      |
| 4月            | 99.23  | 99.29                                  | 99.52  | 99.56  | 99.45  | 99.45  | 99.51  | Apr.      |
| 5月            | 98.80  | 99.50                                  | 99.02  | 99.75  | 99.20  | 99.20  | 99.15  | May.      |
| 6月            | 100.76 | 100.86                                 | 100.40 | 100.56 | 100.56 | 100.57 | 100.46 | Jun.      |
| 7月            | 98.27  | 98.22                                  | 99.02  | 98.85  | 98.74  | 98.74  | 98.94  | Jul.      |
| 8月            | 101.15 | 101.29                                 | 100.60 | 100.84 | 100.85 | 100.85 | 100.68 | Aug.      |
| 9月            | 100.35 | 100.75                                 | 100.05 | 100.52 | 100.30 | 100.31 | 100.16 | Sep.      |
| 10月           | 98.27  | 98.22                                  | 99.02  | 98.85  | 98.74  | 98.74  | 98.94  | Oct.      |
| 11月           | 100.35 | 100.75                                 | 100.05 | 100.52 | 100.30 | 100.31 | 100.16 | Nov.      |
| 12月           | 99.61  | 99.72                                  | 99.72  | 99.84  | 99.73  | 99.73  | 99.74  | Dec.      |

| 曜日・祝祭日調整済季節指数(17年) |        | Seasonal Index without "Trading-day and holiday" effects (2005) |        |        |        |        |        |           |
|--------------------|--------|---|--------|--------|--------|--------|--------|-----------|
| 17年 1月             | 87.69  | 90.33   | 91.14  | 78.04  | 95.39  | 95.46  | 95.44  | Jan. 2005 |
| 2月                 | 96.55  | 90.97   | 101.13 | 86.69  | 96.44  | 96.44  | 99.23  | Feb.      |
| 3月                 | 104.12 | 104.16  | 109.99 | 104.02 | 106.13 | 106.16 | 106.13 | Mar.      |
| 4月                 | 100.69 | 97.49   | 110.66 | 104.85 | 98.21  | 98.16  | 100.49 | Apr.      |
| 5月                 | 94.10  | 95.23   | 98.86  | 99.23  | 96.80  | 96.78  | 95.01  | May.      |
| 6月                 | 103.13 | 98.13   | 98.61  | 107.68 | 101.88 | 101.93 | 99.83  | Jun.      |
| 7月                 | 102.04 | 103.65  | 98.48  | 105.84 | 101.48 | 101.48 | 100.01 | Jul.      |
| 8月                 | 92.82  | 104.41  | 95.05  | 98.60  | 96.31  | 96.31  | 94.31  | Aug.      |
| 9月                 | 101.40 | 102.53  | 101.59 | 98.93  | 102.04 | 102.13 | 99.84  | Sep.      |
| 10月                | 106.58 | 102.91  | 99.64  | 99.90  | 101.59 | 101.60 | 101.57 | Oct.      |
| 11月                | 106.18 | 103.13  | 96.53  | 102.77 | 101.85 | 101.80 | 102.32 | Nov.      |
| 12月                | 100.74 | 104.65  | 95.29  | 111.89 | 99.08  | 98.96  | 103.03 | Dec.      |



## 6. 業種別及び特殊分類別季節指数 6. Seasonal Indices by Industry and by Use of Goods

## (3) 生産者出荷指数 (3) Indices of Producer's Shipments

| 分類<br>コード | 業種別                         |               |                   |   |                     |                             |                        |                          |                                |                     |                       |                                      |
|-----------|-----------------------------|---------------|-------------------|---|---------------------|-----------------------------|------------------------|--------------------------|--------------------------------|---------------------|-----------------------|--------------------------------------|
|           | 鉱工業                         | 製造工業          | 鉄鋼業               | 鉄鋼製品(含<br>鋼半製品)                                   | 熱間圧延材               | 鋼管                          | 冷間仕上材                  | めっき鋼材                    | 鋳造品                            | (特注:<br>普通鋼材)       | 非鉄金属<br>工業            | 非鉄金属<br>業                            |
| 時系列       | Mining and<br>manufacturing | Manufacturing | Iron and<br>steel | Crude steel<br>(incl. Semi-<br>finished<br>steel) | Hot rolled<br>steel | Steel<br>pipes and<br>tubes | Cold finished<br>steel | Metallic<br>coated steel | Steel castings<br>and forgings | (Ordinary<br>steel) | Non-ferrous<br>metals | Refining of<br>non-ferrous<br>metals |
|           | 1                           | 2             | 3                 | 4   | 5                   | 6                           | 7                      | 8                        | 9                              | 10                  | 11                    | 12                                   |

## 季節指数

|    |        |        |        |        |        |        |        |        |        |        |        |        |
|----|--------|--------|--------|--------|--------|--------|--------|--------|--------|--------|--------|--------|
| 1月 | 90.31  | 90.33  | 94.38  | 97.75  | 96.88  | 89.91  | 93.55  | 93.63  | 94.84  | 95.49  | 96.88  | 98.77  |
| 2  | 98.60  | 98.58  | 99.60  | 95.19  | 97.40  | 102.17 | 99.64  | 101.55 | 101.18 | 98.16  | 100.40 | 97.82  |
| 3  | 116.99 | 116.99 | 109.99 | 109.11 | 108.62 | 121.82 | 108.24 | 109.73 | 109.24 | 108.94 | 108.37 | 104.44 |
| 4  | 95.55  | 95.55  | 92.76  | 95.07  | 93.15  | 80.94  | 93.69  | 93.34  | 98.44  | 91.90  | 99.00  | 100.00 |
| 5  | 92.80  | 92.81  | 98.44  | 97.88  | 100.75 | 94.83  | 98.92  | 98.22  | 94.28  | 98.49  | 94.75  | 97.20  |
| 6  | 101.17 | 101.20 | 101.12 | 101.47 | 101.64 | 100.42 | 100.95 | 99.72  | 101.93 | 100.71 | 100.99 | 100.87 |
| 7  | 101.43 | 101.45 | 102.58 | 99.79  | 102.38 | 98.97  | 103.35 | 104.57 | 103.06 | 102.52 | 102.45 | 100.65 |
| 8  | 92.55  | 92.55  | 95.91  | 98.56  | 96.17  | 93.27  | 98.08  | 97.75  | 88.40  | 98.17  | 89.94  | 93.03  |
| 9  | 107.57 | 107.56 | 104.87 | 97.87  | 104.67 | 118.90 | 104.83 | 104.48 | 101.56 | 104.87 | 101.66 | 102.19 |
| 10 | 100.60 | 100.60 | 99.60  | 100.47 | 99.32  | 89.93  | 99.77  | 99.88  | 105.60 | 100.01 | 104.77 | 103.74 |
| 11 | 101.22 | 101.20 | 100.39 | 100.98 | 99.04  | 101.66 | 98.53  | 100.51 | 103.39 | 100.97 | 103.65 | 102.17 |
| 12 | 101.20 | 101.18 | 100.21 | 105.78 | 99.84  | 107.06 | 100.32 | 96.65  | 98.06  | 99.67  | 97.18  | 99.11  |

## 曜日・祝祭日指数(16年)

|        |        |        |        |        |        |        |        |        |        |        |        |        |
|--------|--------|--------|--------|--------|--------|--------|--------|--------|--------|--------|--------|--------|
| 16年 1月 | 99.69  | 99.69  | 99.69  | 99.69  | 99.74  | 99.73  | 99.64  | 99.63  | 99.66  | 99.72  | 99.61  | 99.81  |
| 2      | 101.83 | 101.83 | 102.14 | 102.86 | 102.20 | 102.99 | 102.12 | 101.75 | 101.63 | 101.98 | 101.44 | 101.85 |
| 3      | 101.73 | 101.73 | 101.64 | 101.50 | 101.39 | 101.27 | 101.93 | 101.99 | 101.89 | 101.55 | 102.16 | 101.11 |
| 4      | 100.49 | 100.49 | 100.19 | 99.49  | 100.19 | 99.41  | 100.16 | 100.51 | 100.66 | 100.38 | 100.80 | 100.60 |
| 5      | 97.97  | 97.97  | 98.18  | 98.57  | 98.45  | 98.84  | 97.89  | 97.68  | 97.73  | 98.20  | 97.38  | 98.58  |
| 6      | 100.64 | 100.64 | 100.40 | 99.84  | 100.36 | 99.74  | 100.42 | 100.70 | 100.80 | 100.53 | 100.95 | 100.63 |
| 7      | 99.69  | 99.69  | 99.69  | 99.69  | 99.74  | 99.73  | 99.64  | 99.63  | 99.66  | 99.72  | 99.61  | 99.81  |
| 8      | 99.84  | 99.84  | 99.90  | 100.04 | 99.91  | 100.06 | 99.90  | 99.82  | 99.80  | 99.87  | 99.76  | 99.84  |
| 9      | 100.34 | 100.34 | 99.99  | 99.14  | 100.02 | 99.07  | 99.90  | 100.33 | 100.53 | 100.23 | 100.66 | 100.57 |
| 10     | 98.57  | 98.57  | 98.99  | 99.97  | 99.12  | 100.19 | 98.91  | 98.41  | 98.26  | 98.79  | 97.95  | 98.71  |
| 11     | 100.34 | 100.34 | 99.99  | 99.14  | 100.02 | 99.07  | 99.90  | 100.33 | 100.53 | 100.23 | 100.66 | 100.57 |
| 12     | 100.81 | 100.81 | 100.39 | 99.41  | 100.37 | 99.28  | 100.37 | 100.86 | 101.06 | 100.64 | 101.27 | 100.92 |

## 曜日・祝祭日調整済季節指数(16年)

|        |        |        |        |        |        |        |        |        |        |        |        |        |
|--------|--------|--------|--------|--------|--------|--------|--------|--------|--------|--------|--------|--------|
| 16年 1月 | 90.03  | 90.05  | 94.09  | 97.45  | 96.63  | 89.67  | 93.21  | 93.28  | 94.52  | 95.22  | 96.50  | 98.58  |
| 2      | 100.40 | 100.38 | 101.73 | 97.91  | 99.54  | 105.22 | 101.75 | 103.33 | 102.83 | 100.10 | 101.85 | 99.63  |
| 3      | 119.01 | 119.01 | 111.79 | 110.75 | 110.13 | 123.37 | 110.33 | 111.91 | 111.30 | 110.63 | 110.71 | 105.60 |
| 4      | 96.02  | 96.02  | 92.94  | 94.59  | 93.33  | 80.46  | 93.84  | 93.82  | 99.09  | 92.25  | 99.79  | 100.60 |
| 5      | 90.92  | 90.93  | 96.65  | 96.48  | 99.19  | 93.73  | 96.83  | 95.94  | 92.14  | 96.72  | 92.27  | 95.82  |
| 6      | 101.82 | 101.85 | 101.52 | 101.31 | 102.01 | 100.16 | 101.37 | 100.42 | 102.75 | 101.24 | 101.95 | 101.51 |
| 7      | 101.12 | 101.14 | 102.26 | 99.48  | 102.11 | 98.70  | 102.98 | 104.18 | 102.71 | 102.23 | 102.05 | 100.46 |
| 8      | 92.40  | 92.40  | 95.81  | 98.60  | 96.08  | 93.33  | 97.98  | 97.57  | 88.22  | 98.04  | 89.72  | 92.88  |
| 9      | 107.94 | 107.93 | 104.86 | 97.03  | 104.69 | 117.79 | 104.73 | 104.82 | 102.10 | 105.11 | 102.33 | 102.77 |
| 10     | 99.16  | 99.16  | 98.59  | 100.44 | 98.45  | 90.10  | 98.68  | 98.29  | 103.76 | 98.80  | 102.62 | 102.40 |
| 11     | 101.56 | 101.54 | 100.38 | 100.11 | 99.06  | 100.71 | 98.43  | 100.84 | 103.94 | 101.20 | 104.33 | 102.75 |
| 12     | 102.02 | 102.00 | 100.60 | 105.16 | 100.21 | 106.29 | 100.69 | 97.48  | 99.10  | 100.31 | 98.41  | 100.02 |

## 曜日・祝祭日指数(17年)

|        |        |        |        |        |        |        |        |        |        |        |        |        |
|--------|--------|--------|--------|--------|--------|--------|--------|--------|--------|--------|--------|--------|
| 17年 1月 | 99.62  | 99.62  | 100.42 | 102.42 | 100.30 | 102.53 | 100.71 | 99.70  | 99.21  | 99.83  | 98.96  | 98.93  |
| 2      | 99.12  | 99.12  | 99.12  | 99.12  | 99.12  | 99.12  | 99.12  | 99.12  | 99.12  | 99.12  | 99.12  | 99.12  |
| 3      | 100.66 | 100.66 | 100.19 | 99.06  | 100.20 | 98.94  | 100.11 | 100.68 | 100.93 | 100.49 | 101.13 | 100.89 |
| 4      | 99.37  | 99.37  | 99.49  | 99.77  | 99.56  | 99.86  | 99.43  | 99.28  | 99.26  | 99.45  | 99.14  | 99.50  |
| 5      | 99.08  | 99.08  | 98.87  | 98.30  | 99.06  | 98.39  | 98.61  | 98.89  | 99.12  | 99.12  | 99.03  | 99.68  |
| 6      | 100.64 | 100.64 | 100.40 | 99.84  | 100.36 | 99.74  | 100.42 | 100.70 | 100.80 | 100.53 | 100.95 | 100.63 |
| 7      | 98.57  | 98.57  | 98.99  | 99.97  | 99.12  | 100.19 | 98.91  | 98.41  | 98.26  | 98.79  | 97.95  | 98.71  |
| 8      | 100.96 | 100.96 | 100.60 | 99.76  | 100.54 | 99.61  | 100.63 | 101.05 | 101.20 | 100.79 | 101.42 | 100.95 |
| 9      | 100.34 | 100.34 | 99.99  | 99.14  | 100.02 | 99.07  | 99.90  | 100.33 | 100.53 | 100.23 | 100.66 | 100.57 |
| 10     | 98.57  | 98.57  | 98.99  | 99.97  | 99.12  | 100.19 | 98.91  | 98.41  | 98.26  | 98.79  | 97.95  | 98.71  |
| 11     | 100.34 | 100.34 | 99.99  | 99.14  | 100.02 | 99.07  | 99.90  | 100.33 | 100.53 | 100.23 | 100.66 | 100.57 |
| 12     | 99.69  | 99.69  | 99.69  | 99.69  | 99.74  | 99.73  | 99.64  | 99.63  | 99.66  | 99.72  | 99.61  | 99.81  |

## 曜日・祝祭日調整済季節指数(17年)

|        |        |        |        |        |        |        |        |        |        |        |        |        |
|--------|--------|--------|--------|--------|--------|--------|--------|--------|--------|--------|--------|--------|
| 17年 1月 | 89.97  | 89.99  | 94.78  | 100.12 | 97.17  | 92.18  | 94.21  | 93.35  | 94.09  | 95.33  | 95.87  | 97.71  |
| 2      | 97.73  | 97.71  | 98.72  | 94.35  | 96.54  | 101.27 | 98.76  | 100.66 | 100.29 | 97.30  | 99.52  | 96.96  |
| 3      | 117.76 | 117.76 | 110.20 | 108.08 | 108.84 | 120.53 | 108.36 | 110.48 | 110.26 | 109.47 | 109.59 | 105.37 |
| 4      | 94.95  | 94.95  | 92.29  | 94.85  | 92.74  | 80.83  | 93.16  | 92.67  | 97.71  | 91.39  | 98.15  | 99.50  |
| 5      | 91.95  | 91.96  | 97.33  | 96.22  | 99.80  | 93.30  | 97.55  | 97.13  | 93.45  | 97.62  | 93.83  | 96.89  |
| 6      | 101.82 | 101.85 | 101.52 | 101.31 | 102.01 | 100.16 | 101.37 | 100.42 | 102.75 | 101.24 | 101.95 | 101.51 |
| 7      | 99.98  | 100.00 | 101.54 | 99.76  | 101.48 | 99.16  | 102.22 | 102.91 | 101.27 | 101.28 | 100.35 | 99.35  |
| 8      | 93.44  | 93.44  | 96.49  | 98.32  | 96.69  | 92.91  | 98.70  | 98.78  | 98.46  | 98.95  | 91.22  | 93.91  |
| 9      | 107.94 | 107.93 | 104.86 | 97.03  | 104.69 | 117.79 | 104.73 | 104.82 | 102.10 | 105.11 | 102.33 | 102.77 |
| 10     | 99.16  | 99.16  | 98.59  | 100.44 | 98.45  | 90.10  | 98.68  | 98.29  | 103.76 | 98.80  | 102.62 | 102.40 |
| 11     | 101.56 | 101.54 | 100.38 | 100.11 | 99.06  | 100.71 | 98.43  | 100.84 | 103.94 | 101.20 | 104.33 | 102.75 |
| 12     | 100.89 | 100.87 | 99.90  | 105.45 | 99.58  | 106.77 | 99.96  | 96.29  | 97.73  | 99.39  | 96.80  | 98.92  |

## 6. 業種別及び特殊分類別季節指数 6. Seasonal Indices by Industry and by Use of Goods

## (3) 生産者出荷指数 (3) Indices of Producer's Shipments

| 分類<br>コード | 業種別  |                                 |                               |                      |  |                               |   |                         |                      |                            |  |                       | 産業<br>コード |
|-----------|--|---------------------------------|-------------------------------|----------------------|--|-------------------------------|---|-------------------------|----------------------|----------------------------|--|-----------------------|-----------|
|           | 銅・アルミニウム圧延製品   | 電線・ケーブル                         | 非鉄金属<br>工業                    | 金属製品<br>工業           | 建設用<br>金属製品                                | 建築用<br>金属製品                   | 暖めよう<br>器具                              | その他の<br>金属製品            | 一般機械<br>工業           | ボイラ<br>原動機                 | 土木建設<br>機械                                   | 化学機械                  |           |
| 時系列       | Copper and copper<br>-base alloys and<br>aluminium rolling<br>products | Electric<br>wires and<br>cables | Non-ferrous<br>metal castings | Fabricated<br>metals | Fabricated<br>structural<br>metal products | Metal products<br>of building | Equipment<br>for heating<br>and kitchen | Other metal<br>products | General<br>machinery | Boilers and<br>power units | Engineering and<br>construction<br>machinery | Chemical<br>machinery |           |
|           | 13   | 14                              | 15                            | 16                   | 17   | 18                            | 19                                      | 20                      | 21                   | 22                         | 23   | 24                    |           |

|    |        |        |        |        |        |        |        |        |        |        |        |        |
|----|--------|--------|--------|--------|--------|--------|--------|--------|--------|--------|--------|--------|
| 1月 | 94.03  | 97.58  | 94.86  | 87.36  | 89.16  | 85.62  | 93.06  | 87.08  | 89.14  | 92.94  | 87.10  | 72.30  |
| 2  | 98.53  | 103.30 | 101.72 | 92.24  | 95.46  | 90.26  | 83.48  | 94.44  | 100.84 | 120.29 | 100.38 | 101.42 |
| 3  | 106.95 | 110.12 | 108.84 | 122.78 | 209.48 | 105.39 | 93.84  | 106.70 | 138.97 | 151.34 | 142.99 | 231.56 |
| 4  | 103.15 | 97.33  | 98.62  | 93.82  | 80.02  | 94.03  | 72.71  | 103.46 | 90.01  | 80.15  | 90.10  | 70.03  |
| 5  | 101.77 | 88.28  | 93.53  | 89.45  | 74.62  | 96.76  | 62.85  | 97.43  | 87.47  | 70.10  | 85.20  | 75.96  |
| 6  | 104.35 | 97.08  | 102.21 | 97.46  | 82.71  | 100.28 | 72.44  | 106.35 | 101.27 | 104.72 | 91.64  | 94.22  |
| 7  | 103.87 | 100.40 | 104.16 | 100.54 | 84.75  | 105.91 | 80.46  | 107.83 | 95.74  | 81.51  | 93.52  | 85.28  |
| 8  | 90.34  | 91.64  | 85.47  | 91.28  | 81.24  | 94.48  | 81.92  | 95.34  | 93.32  | 89.72  | 94.09  | 82.14  |
| 9  | 98.74  | 102.95 | 103.33 | 107.86 | 115.75 | 107.14 | 123.92 | 101.38 | 116.58 | 121.48 | 134.28 | 138.18 |
| 10 | 102.93 | 105.69 | 106.89 | 104.27 | 93.93  | 108.52 | 136.35 | 101.47 | 91.07  | 79.14  | 93.12  | 67.55  |
| 11 | 101.08 | 106.26 | 104.62 | 108.10 | 93.07  | 109.06 | 150.40 | 101.05 | 96.36  | 93.10  | 95.02  | 91.29  |
| 12 | 94.25  | 99.30  | 95.82  | 104.79 | 100.34 | 102.60 | 148.27 | 97.32  | 99.11  | 115.62 | 92.61  | 90.79  |

## Seasonal Index

## "Trading-day and holiday" Index (2004)

|        |        |        |        |        |        |        |        |        |        |        |        |        |
|--------|--------|--------|--------|--------|--------|--------|--------|--------|--------|--------|--------|--------|
| 16年 1月 | 99.61  | 99.51  | 99.56  | 99.62  | 99.48  | 99.50  | 99.52  | 99.71  | 99.63  | 98.50  | 99.74  | 99.37  |
| 2      | 101.40 | 101.37 | 101.18 | 101.50 | 101.69 | 101.15 | 101.35 | 101.59 | 102.29 | 101.88 | 102.40 | 102.93 |
| 3      | 102.20 | 102.70 | 102.49 | 102.16 | 102.80 | 102.84 | 102.72 | 101.67 | 101.96 | 107.69 | 101.36 | 103.08 |
| 4      | 100.84 | 100.76 | 101.00 | 100.74 | 100.43 | 100.97 | 100.79 | 100.75 | 99.99  | 99.24  | 99.99  | 99.10  |
| 5      | 97.33  | 96.84  | 96.96  | 97.41  | 96.    |        |        |        |        |        |        |        |



6. 業種別及び特殊分類別季節指数 6. Seasonal Indices by Industry and by Use of Goods

(3) 生産者出荷指数 (3) Indices of Producer's Shipments

| 分類<br>コード | 特殊産業機                        | 風水力機械・油圧機器                              | 運搬機械                | 産業用ロボット           | 農業用機械                  | 金属工作機                   | 金属加工機                   | 繊維機械              | 事務用機械            | 冷凍機・同応用品                              | 金型             | 機械工具               |
|-----------|------------------------------|---|---------------------|-------------------|------------------------|-------------------------|-------------------------|-------------------|------------------|---------------------------------------|----------------|--------------------|
|           | Special industrial machinery | Fans, pumps and oil hydraulic equipment | Conveying machinery | Industrial robots | Agricultural machinery | Metal cutting machinery | Metal forming machinery | Textile machinery | Office machinery | Refrigerating machines and appliances | Molds and dies | Tools for machines |
| 時系列       | 25                           | 26                                      | 27                  | 28                | 29                     | 30                      | 31                      | 32                | 33               | 34                                    | 35             | 36                 |

季節指数

|    |        |        |        |        |        |        |        |        |        |        |        |        |
|----|--------|--------|--------|--------|--------|--------|--------|--------|--------|--------|--------|--------|
| 1月 | 86.32  | 90.77  | 93.15  | 85.71  | 75.54  | 83.56  | 82.40  | 87.76  | 96.31  | 85.55  | 91.72  | 95.45  |
| 2  | 97.52  | 99.95  | 96.18  | 96.96  | 94.70  | 99.89  | 102.04 | 93.66  | 99.03  | 101.06 | 100.84 | 100.34 |
| 3  | 149.09 | 129.45 | 170.84 | 119.48 | 142.02 | 146.68 | 178.37 | 103.86 | 130.38 | 118.28 | 131.38 | 109.41 |
| 4  | 86.24  | 91.45  | 76.03  | 97.88  | 98.68  | 87.26  | 83.67  | 100.32 | 101.82 | 105.25 | 95.01  | 102.22 |
| 5  | 82.52  | 89.64  | 78.09  | 93.81  | 89.42  | 84.69  | 84.61  | 101.53 | 98.56  | 99.74  | 85.76  | 97.93  |
| 6  | 100.80 | 99.92  | 82.54  | 107.82 | 91.17  | 98.39  | 81.35  | 109.16 | 99.82  | 110.20 | 98.96  | 101.58 |
| 7  | 94.15  | 99.38  | 84.44  | 105.88 | 95.52  | 100.75 | 98.83  | 105.05 | 96.29  | 106.88 | 100.10 | 96.10  |
| 8  | 94.11  | 92.19  | 91.30  | 88.49  | 101.89 | 95.55  | 96.59  | 97.91  | 93.23  | 83.59  | 87.36  | 92.74  |
| 9  | 121.83 | 116.97 | 141.29 | 106.91 | 112.88 | 130.94 | 131.86 | 114.69 | 107.47 | 98.60  | 109.47 | 103.29 |
| 10 | 92.49  | 97.69  | 91.99  | 98.67  | 79.03  | 82.68  | 84.33  | 97.41  | 90.07  | 98.67  | 100.23 | 100.24 |
| 11 | 97.31  | 96.57  | 86.24  | 97.74  | 103.32 | 94.17  | 85.42  | 97.17  | 93.84  | 99.96  | 97.62  | 101.66 |
| 12 | 97.34  | 95.89  | 108.56 | 100.55 | 114.79 | 95.42  | 90.19  | 91.73  | 93.98  | 92.32  | 102.09 | 99.05  |

曜日・祝祭日指数(16年)

|     |        |        |        |        |        |        |        |        |        |        |        |        |        |
|-----|--------|--------|--------|--------|--------|--------|--------|--------|--------|--------|--------|--------|--------|
| 16年 | 1月     | 100.61 | 99.48  | 99.51  | 99.74  | 99.87  | 100.14 | 101.05 | 99.48  | 99.53  | 99.70  | 99.66  | 99.66  |
| 2   | 104.30 | 101.64 | 102.51 | 102.49 | 103.00 | 102.29 | 104.39 | 100.89 | 102.63 | 101.78 | 102.62 | 101.80 | 101.80 |
| 3   | 96.66  | 102.81 | 102.46 | 101.33 | 100.60 | 99.39  | 94.49  | 102.99 | 102.38 | 101.67 | 101.70 | 101.86 | 101.86 |
| 4   | 99.01  | 100.47 | 99.65  | 99.90  | 99.53  | 100.50 | 99.34  | 101.19 | 99.55  | 100.55 | 99.70  | 100.50 | 100.50 |
| 5   | 104.05 | 96.84  | 97.49  | 98.60  | 99.52  | 100.45 | 106.36 | 96.37  | 97.61  | 98.01  | 98.29  | 97.83  | 97.83  |
| 6   | 98.72  | 100.79 | 100.11 | 100.13 | 99.73  | 100.29 | 98.64  | 101.37 | 100.02 | 100.68 | 100.03 | 100.67 | 100.67 |
| 7   | 100.61 | 99.48  | 99.51  | 99.74  | 99.87  | 100.14 | 101.05 | 99.48  | 99.53  | 99.70  | 99.66  | 99.66  | 99.66  |
| 8   | 100.32 | 99.80  | 99.97  | 99.97  | 100.07 | 99.93  | 100.34 | 99.66  | 100.00 | 99.83  | 99.99  | 99.83  | 99.83  |
| 9   | 99.29  | 100.14 | 99.19  | 99.67  | 99.33  | 100.71 | 100.04 | 100.99 | 99.08  | 100.43 | 99.37  | 100.33 | 100.33 |
| 10  | 102.86 | 98.11  | 99.31  | 99.51  | 100.33 | 99.63  | 103.44 | 97.07  | 99.49  | 98.50  | 99.62  | 98.50  | 98.50  |
| 11  | 99.29  | 100.14 | 99.19  | 99.67  | 99.33  | 100.71 | 100.04 | 100.99 | 99.08  | 100.43 | 99.37  | 100.33 | 100.33 |
| 12  | 98.36  | 100.86 | 99.71  | 99.96  | 99.40  | 100.64 | 98.67  | 101.88 | 99.56  | 100.90 | 99.71  | 100.83 | 100.83 |

曜日・祝祭日調整済季節指数(16年)

|     |        |        |        |        |        |        |        |        |        |        |        |        |        |
|-----|--------|--------|--------|--------|--------|--------|--------|--------|--------|--------|--------|--------|--------|
| 16年 | 1月     | 86.85  | 90.30  | 92.69  | 85.49  | 75.44  | 83.68  | 83.27  | 87.30  | 95.86  | 85.29  | 91.41  | 95.13  |
| 2   | 101.71 | 101.59 | 98.59  | 99.37  | 97.54  | 102.18 | 106.52 | 94.49  | 101.63 | 102.86 | 103.48 | 102.15 | 102.15 |
| 3   | 144.11 | 133.09 | 175.04 | 121.07 | 142.87 | 145.79 | 168.54 | 106.97 | 133.48 | 120.26 | 133.61 | 111.45 | 111.45 |
| 4   | 85.39  | 91.88  | 75.76  | 97.78  | 98.22  | 87.70  | 83.12  | 101.51 | 101.36 | 105.83 | 94.72  | 102.73 | 102.73 |
| 5   | 85.86  | 86.81  | 76.13  | 92.50  | 88.99  | 85.07  | 89.99  | 97.84  | 96.20  | 97.76  | 84.29  | 95.80  | 95.80  |
| 6   | 99.51  | 100.71 | 82.63  | 107.96 | 90.92  | 98.68  | 80.24  | 110.66 | 99.84  | 110.95 | 98.99  | 102.26 | 102.26 |
| 7   | 94.72  | 98.86  | 84.03  | 105.60 | 95.40  | 100.89 | 99.87  | 104.50 | 95.84  | 106.56 | 99.76  | 95.77  | 95.77  |
| 8   | 94.41  | 92.01  | 91.27  | 88.46  | 101.96 | 95.48  | 96.92  | 97.58  | 93.23  | 83.45  | 87.35  | 92.58  | 92.58  |
| 9   | 120.97 | 117.13 | 140.15 | 106.56 | 112.12 | 131.87 | 131.91 | 115.83 | 106.48 | 99.02  | 108.78 | 103.63 | 103.63 |
| 10  | 95.14  | 95.84  | 91.36  | 98.19  | 79.29  | 82.37  | 87.23  | 94.56  | 89.61  | 97.19  | 99.85  | 98.74  | 98.74  |
| 11  | 96.62  | 96.71  | 85.54  | 97.42  | 102.63 | 94.84  | 85.45  | 98.13  | 92.98  | 100.39 | 97.00  | 102.00 | 102.00 |
| 12  | 95.74  | 96.71  | 108.25 | 100.51 | 114.10 | 96.03  | 88.99  | 93.45  | 93.57  | 93.15  | 101.79 | 99.87  | 99.87  |

曜日・祝祭日指数(17年)

|     |        |        |        |        |        |        |        |        |        |        |        |        |        |
|-----|--------|--------|--------|--------|--------|--------|--------|--------|--------|--------|--------|--------|--------|
| 17年 | 1月     | 100.78 | 100.32 | 102.51 | 101.11 | 101.75 | 98.18  | 98.33  | 98.32  | 102.78 | 99.38  | 101.94 | 99.68  |
| 2   | 99.12  | 99.12  | 99.12  | 99.12  | 99.12  | 99.12  | 99.12  | 99.12  | 99.12  | 99.12  | 99.12  | 99.12  | 99.12  |
| 3   | 98.65  | 100.53 | 99.25  | 99.73  | 99.20  | 100.85 | 99.36  | 101.68 | 99.09  | 100.78 | 99.38  | 100.66 | 100.66 |
| 4   | 101.25 | 99.09  | 99.46  | 99.67  | 100.00 | 99.99  | 101.74 | 98.79  | 99.52  | 99.36  | 99.65  | 99.33  | 99.33  |
| 5   | 101.77 | 98.19  | 97.68  | 98.83  | 99.07  | 100.97 | 103.90 | 98.75  | 97.65  | 99.20  | 98.33  | 98.98  | 98.98  |
| 6   | 98.72  | 100.79 | 100.11 | 100.13 | 99.73  | 100.29 | 98.64  | 101.37 | 100.02 | 100.68 | 100.03 | 100.67 | 100.67 |
| 7   | 102.86 | 98.11  | 99.31  | 99.51  | 100.33 | 99.63  | 103.44 | 97.07  | 99.49  | 98.50  | 99.62  | 98.50  | 98.50  |
| 8   | 98.08  | 101.18 | 100.17 | 100.19 | 99.60  | 100.43 | 97.97  | 102.06 | 100.03 | 101.03 | 100.04 | 101.00 | 101.00 |
| 9   | 99.29  | 100.14 | 99.19  | 99.67  | 99.33  | 100.71 | 100.04 | 100.99 | 99.08  | 100.43 | 99.37  | 100.33 | 100.33 |
| 10  | 102.86 | 98.11  | 99.31  | 99.51  | 100.33 | 99.63  | 103.44 | 97.07  | 99.49  | 98.50  | 99.62  | 98.50  | 98.50  |
| 11  | 99.29  | 100.14 | 99.19  | 99.67  | 99.33  | 100.71 | 100.04 | 100.99 | 99.08  | 100.43 | 99.37  | 100.33 | 100.33 |
| 12  | 100.61 | 99.48  | 99.51  | 99.74  | 99.87  | 100.14 | 101.05 | 99.48  | 99.53  | 99.70  | 99.66  | 99.66  | 99.66  |

曜日・祝祭日調整済季節指数(17年)

|     |        |        |        |        |        |        |        |        |        |        |        |        |        |
|-----|--------|--------|--------|--------|--------|--------|--------|--------|--------|--------|--------|--------|--------|
| 17年 | 1月     | 86.99  | 91.06  | 95.49  | 86.66  | 76.86  | 82.04  | 81.02  | 86.29  | 98.99  | 85.02  | 93.50  | 95.14  |
| 2   | 96.66  | 99.07  | 95.33  | 96.11  | 93.87  | 99.01  | 101.14 | 92.84  | 98.16  | 100.17 | 99.95  | 99.46  | 99.46  |
| 3   | 147.08 | 130.14 | 169.56 | 119.16 | 140.88 | 147.93 | 177.23 | 105.60 | 129.19 | 119.20 | 130.57 | 110.13 | 110.13 |
| 4   | 87.32  | 90.62  | 75.62  | 97.56  | 98.68  | 87.25  | 85.13  | 99.11  | 101.33 | 104.58 | 94.68  | 101.54 | 101.54 |
| 5   | 83.98  | 88.02  | 76.28  | 92.71  | 88.59  | 85.51  | 87.91  | 100.26 | 96.24  | 98.94  | 84.33  | 96.93  | 96.93  |
| 6   | 99.51  | 100.71 | 82.63  | 107.96 | 90.92  | 98.68  | 80.24  | 110.66 | 99.84  | 110.95 | 98.99  | 102.26 | 102.26 |
| 7   | 96.84  | 97.50  | 83.86  | 105.36 | 95.84  | 100.38 | 102.23 | 101.97 | 95.80  | 105.28 | 99.72  | 94.66  | 94.66  |
| 8   | 92.30  | 93.28  | 91.46  | 88.66  | 101.48 | 95.96  | 94.63  | 99.93  | 93.26  | 84.45  | 87.39  | 93.67  | 93.67  |
| 9   | 120.97 | 117.13 | 140.15 | 106.56 | 112.12 | 131.87 | 131.91 | 115.83 | 106.48 | 99.02  | 108.78 | 103.63 | 103.63 |
| 10  | 95.14  | 95.84  | 91.36  | 98.19  | 79.29  | 82.37  | 87.23  | 94.56  | 89.61  | 97.19  | 99.85  | 98.74  | 98.74  |
| 11  | 96.62  | 96.71  | 85.54  | 97.42  | 102.63 | 94.84  | 85.45  | 98.13  | 92.98  | 100.39 | 97.00  | 102.00 | 102.00 |
| 12  | 97.93  | 95.39  | 108.03 | 100.29 | 114.64 | 95.55  | 91.14  | 91.25  | 93.54  | 92.04  | 101.74 | 98.71  | 98.71  |

6. 業種別及び特殊分類別季節指数 6. Seasonal Indices by Industry and by Use of Goods

(3) 生産者出荷指数 (3) Indices of Producer's Shipments

| 分類<br>コード | その他の一般機械                   | 一般機械器具部品                      | 電気機械器具               | 回転電気機械                        | 静止電気機械                          | 開閉制御装置・機械         | 民生用電気機械                        | 配線・照明器具                       | 電子部品装置                          | 電気計測器                            | 電池        | 情報通信機械工業  | Industries Code |
|-----------|----------------------------|-------------------------------|----------------------|-------------------------------|---------------------------------|-------------------|--------------------------------|-------------------------------|---------------------------------|----------------------------------|-----------|---|-----------------|
|           | Other industrial machinery | Parts of industrial machinery | Electrical machinery | Electrical rotating machinery | Electrical stationary machinery | Switching devices | Household electrical machinery | Wiring devices and luminaries | Associated electronic equipment | Electrical measuring instruments | Batteries | Information and communication electronics equipment |                 |
| 時系列       | 37                         | 38                            | 39                   | 40                            | 41                              | 42                | 43                             | 44                            | 45                              | 46                               | 47        | 48  | Time series     |

|        |        |        |        |        |        |        |        |        |        |        |        |        |      |
|--------|--------|--------|--------|--------|--------|--------|--------|--------|--------|--------|--------|--------|------|
| 75.78  | 97.29  | 86.23  | 92.01  | 93.63  | 88.59  | 70.40  | 90.75  | 86.76  | 92.45  | 89.07  | 86.01  | 86.01  | Jan. |
| 104.58 | 103.55 | 97.70  | 98.77  | 109.55 | 97.28  | 94.41  | 101.66 | 107.31 | 105.98 | 92.02  | 98.05  | 98.05  | Feb. |
| 159.70 | 110.54 | 137.81 | 109.81 | 138.06 | 172.96 | 145.39 | 108.50 | 171.93 | 171.69 | 104.76 | 131.89 | 131.89 | Mar. |
| 102.47 | 95.93  | 93.14  | 100.94 | 88.55  | 89.00  | 95.09  | 98.45  | 78.35  | 82.45  | 95.51  | 90.46  | 90.46  | Apr. |
| 95.16  | 93.59  | 90.59  | 99.32  | 91.54  | 80.29  | 98.22  | 85.73  | 81.87  | 82.79  | 90.38  | 91.00  | 91.00  | May. |
| 115.52 | 100.04 | 103.31 | 108.16 | 97.68  | 92.65  | 134.51 | 91.24  | 87.22  | 97.25  | 99.28  | 104.88 | 104.88 | Jun. |
| 98.48  | 100.57 | 105.24 | 107.23 | 98.38  | 90.10  | 142.35 | 96.23  | 85.07  | 93.23  | 99.31  | 95.49  | 95.49  | Jul. |
| 85.26  | 89.43  | 89.36  | 88.62  | 82.55  | 85.39  | 86.77  | 92.13  | 88.05  | 89.70  | 95.49  | 85.97  | 85.97  | Aug. |
| 109.02 | 103.84 | 108.46 | 103.04 | 122.36 | 127.08 | 88.54  | 100.46 | 137.91 | 132.55 | 110.81 | 114.65 | 114.65 | Sep. |
| 80.33  | 102.67 | 91.26  | 99.39  | 87.96  | 88.29  | 71.25  | 105.91 | 76.94  | 77.27  | 105.56 | 99.13  | 99.13  | Oct. |
| 82.09  | 102.49 | 95.76  | 97.97  | 91.71  | 90.58  | 80.31  | 112.67 | 91.97  | 81.07  | 108.15 | 100.91 | 100.91 | Nov. |
| 91.95  | 99.84  | 101.09 | 94.59  | 97.20  | 97.70  | 92.86  | 116.03 | 106.72 | 93.02  | 109.71 | 101.58 | 101.58 | Dec. |

|        |        |        |        |        |        |        |        |        |        |        |        |        |      |
|--------|--------|--------|--------|--------|--------|--------|--------|--------|--------|--------|--------|--------|------|
| 99.55  | 99.57  | 99.74  | 99.58  | 99.23  | 100.17 | 100.09 | 99.56  | 99.88  | 99.91  | 99.43  | 99.66  | 99.66  | Jan. |
| 101.24 | 101.40 | 102.21 | 101.62 | 102.23 | 102.85 | 102.74 | 101.22 | 102.12 | 103.56 | 101.68 | 101.34 | 101.34 | Feb. |
| 102.50 | 102.42 | 1      |        |        |        |        |        |        |        |        |        |        |      |

6. 業種別及び特殊分類別季節指数 6. Seasonal Indices by Industry and by Use of Goods (3) 生産者出荷指数 (3) Indices of Producer's Shipments

Table with 13 columns: 分類コード, 通信機械, 民生用電子機械, 電子計算機, 電子部品・デバイス工業, 電子部品, 半導体素子, 集積回路, 半導体部品, 輸送機械, 輸送機械工業(除船舶・鉄道車両), 乗用車, バス. Includes sub-headers in English like Communication equipment, Household electronic machinery, etc.

Table showing seasonal indices (季節指数) for months 1 through 12 across various industry categories.

曜日・祝祭日指数(16年)

Table showing daily and holiday indices (曜日・祝祭日指数) for 16 years (16年) across months 1 through 12.

曜日・祝祭日調整済季節指数(16年)

Table showing seasonally adjusted indices (曜日・祝祭日調整済季節指数) for 16 years (16年) across months 1 through 12.

曜日・祝祭日指数(17年)

Table showing daily and holiday indices (曜日・祝祭日指数) for 17 years (17年) across months 1 through 12.

曜日・祝祭日調整済季節指数(17年)

Table showing seasonally adjusted indices (曜日・祝祭日調整済季節指数) for 17 years (17年) across months 1 through 12.

6. 業種別及び特殊分類別季節指数 6. Seasonal Indices by Industry and by Use of Goods (3) 生産者出荷指数 (3) Indices of Producer's Shipments

Table with 13 columns: トラック, 自動車部品, 二輪自動車, 産業車両, 船同機関, 船・船機, (特:乗用車・バス・トラック), 精密機械, 計測機器, 光学機械・同部品, 時計, 窯業・土石製品工業, ガラス同製品, Industries Code. Includes sub-headers in English like Trucks, Motor vehicle parts, etc.

Table showing seasonal indices (季節指数) for months 1 through 12 across various industry categories.

曜日・祝祭日指数(2004)

Table showing daily and holiday indices (曜日・祝祭日指数) for 2004 across months 1 through 12.

曜日・祝祭日調整済季節指数(2004)

Table showing seasonally adjusted indices (曜日・祝祭日調整済季節指数) for 2004 across months 1 through 12.

曜日・祝祭日指数(2005)

Table showing daily and holiday indices (曜日・祝祭日指数) for 2005 across months 1 through 12.

曜日・祝祭日調整済季節指数(2005)

Table showing seasonally adjusted indices (曜日・祝祭日調整済季節指数) for 2005 across months 1 through 12.

6. 業種別及び特殊分類別季節指数 6. Seasonal Indices by Industry and by Use of Goods (3) 生産者出荷指数 (3) Indices of Producer's Shipments

Table with 12 columns for industry categories: Cement and cement products, Ceramic wares and fine ceramics, Other ceramics stone and clay products, Chemicals, Chemicals (excl. Drugs), Fertilizers, Industrial sodium chemicals, Industrial inorganic chemicals, pigment and catalyst, High compressed gas, Aromatic hydrocarbons (Petroleum origin), Cyclic chemicals and synthetic dyes, Industrial organic chemicals.

Table showing seasonal indices (季節指数) for 12 months (1月 to 12月) across the 12 industry categories.

Table showing trading-day and holiday index (曜日・祝祭日指数) for 16 years (16年) for 12 months (1月 to 12月) across the 12 industry categories.

Table showing trading-day and holiday adjusted seasonal index (曜日・祝祭日調整済季節指数) for 16 years (16年) for 12 months (1月 to 12月) across the 12 industry categories.

Table showing trading-day and holiday index (曜日・祝祭日指数) for 17 years (17年) for 12 months (1月 to 12月) across the 12 industry categories.

Table showing trading-day and holiday adjusted seasonal index (曜日・祝祭日調整済季節指数) for 17 years (17年) for 12 months (1月 to 12月) across the 12 industry categories.

6. 業種別及び特殊分類別季節指数 6. Seasonal Indices by Industry and by Use of Goods (3) 生産者出荷指数 (3) Indices of Producer's Shipments

Table with 12 columns for industry categories: Plastic (materials), Synthetic rubbers, Sensitive materials for photography, Soap, synthetic detergent and surface-active agents, Cosmetics, Paints and printing ink, (Petroleum chemical products), Petroleum and coal products, Petroleum products, Coal products, Plastic products, Pulp, paper and paper products, Industries Code.

Table showing seasonal index (Seasonal Index) for 12 months (1月 to 12月) across the 12 industry categories.

Table showing trading-day and holiday index (曜日・祝祭日指数) for 2004 for 12 months (1月 to 12月) across the 12 industry categories.

Table showing trading-day and holiday adjusted seasonal index (曜日・祝祭日調整済季節指数) for 2004 for 12 months (1月 to 12月) across the 12 industry categories.

Table showing trading-day and holiday index (曜日・祝祭日指数) for 2005 for 12 months (1月 to 12月) across the 12 industry categories.

Table showing trading-day and holiday adjusted seasonal index (曜日・祝祭日調整済季節指数) for 2005 for 12 months (1月 to 12月) across the 12 industry categories.

6. 業種別及び特殊分類別季節指数 6. Seasonal Indices by Industry and by Use of Goods
(3) 生産者出荷指数 (3) Indices of Producer's Shipments

Table with 13 columns: 分類コード, パルプ, 紙, 板紙, 紙加工品, 繊維工業, 化学繊維, 紡績, 織物, 染色整理衣類, その他の繊維製品, 食料品・たばこ工業, 時系列

Table with 13 columns and 12 rows showing seasonal indices for 16 years (1月 to 12月).

Table with 13 columns and 12 rows showing 'Trading-day and holiday' index for 16 years (1月 to 12月).

Table with 13 columns and 12 rows showing seasonal index without 'Trading-day and holiday' effects for 16 years (1月 to 12月).

Table with 13 columns and 12 rows showing 'Trading-day and holiday' index for 17 years (1月 to 12月).

Table with 13 columns and 12 rows showing seasonal index without 'Trading-day and holiday' effects for 17 years (1月 to 12月).

6. 業種別及び特殊分類別季節指数 6. Seasonal Indices by Industry and by Use of Goods
(3) 生産者出荷指数 (3) Indices of Producer's Shipments

Table with 13 columns: 肉製品, 乳製品, 水産製品, 野菜・果実製品, 油・脂・調味料, 製粉製品, その他の食料品, 清涼飲料酒, その他工業, ゴム製品, 皮革製品, Industries Code, 時系列

Table with 13 columns and 12 rows showing seasonal indices for 2004 (1月 to 12月).

Table with 13 columns and 12 rows showing 'Trading-day and holiday' index for 2004 (1月 to 12月).

Table with 13 columns and 12 rows showing seasonal index without 'Trading-day and holiday' effects for 2004 (1月 to 12月).

Table with 13 columns and 12 rows showing 'Trading-day and holiday' index for 2005 (1月 to 12月).

Table with 13 columns and 12 rows showing seasonal index without 'Trading-day and holiday' effects for 2005 (1月 to 12月).



6. 業種別及び特殊分類別季節指数 6. Seasonal Indices by Industry and by Use of Goods  
(3) 生産者出荷指数 (3) Indices of Producer's Shipments

| 分類コード<br>時系列 | 業種別                      |                                 |                                 |   |                                   |                                  |                         |                   |                     | 特殊分類別   |   |   |
|--------------|--------------------------|---------------------------------|---------------------------------|---|-----------------------------------|----------------------------------|-------------------------|-------------------|---------------------|---|---|---|
|              | 家具工業<br>Furniture<br>124 | 金属製家具<br>Metal furniture<br>125 | 木製家具<br>Wooden furniture<br>126 | 木材・木製品工業<br>Wood and wood products<br>127 | その他の製品工業<br>Other products<br>128 | 楽器<br>Musical instruments<br>129 | 文具<br>Stationery<br>130 | 玩具<br>Toys<br>131 | 鉱業<br>Mining<br>132 | (参考) 産業総合<br>業・新聞・出版業<br>Industries (Mining, electricity, gas, newspaper and publishing)<br>400 | (参考) 産業総合<br>業・新聞・出版業<br>Industries (Mining, electricity, gas, newspaper and publishing)<br>401 | (参考) 産業総合<br>業・電力・ガス事業<br>Industries (Mining, electricity and gas)<br>402 |

季節指数

| 月   | 124    | 125    | 126    | 127    | 128    | 129    | 130    | 131    | 132    | 400    | 401    | 402    |
|-----|--------|--------|--------|--------|--------|--------|--------|--------|--------|--------|--------|--------|
| 1月  | 89.90  | 89.75  | 89.71  | 91.86  | 73.91  | 78.77  | 85.59  | 66.86  | 100.55 | 91.76  | 90.31  | 91.75  |
| 2月  | 106.59 | 110.38 | 100.63 | 94.20  | 77.79  | 75.62  | 96.28  | 72.99  | 104.31 | 98.71  | 98.65  | 98.67  |
| 3月  | 129.27 | 139.98 | 116.29 | 97.20  | 93.02  | 83.92  | 112.07 | 92.29  | 109.28 | 115.66 | 117.05 | 115.62 |
| 4月  | 100.42 | 100.92 | 107.73 | 97.73  | 79.18  | 115.04 | 108.45 | 58.39  | 94.14  | 95.01  | 95.64  | 94.96  |
| 5月  | 88.02  | 85.40  | 91.95  | 98.52  | 82.07  | 112.12 | 103.99 | 67.41  | 90.85  | 92.53  | 92.77  | 92.51  |
| 6月  | 91.07  | 90.99  | 90.59  | 101.80 | 85.82  | 118.64 | 104.77 | 70.88  | 93.65  | 100.63 | 101.11 | 100.61 |
| 7月  | 95.36  | 96.32  | 94.51  | 103.15 | 88.80  | 117.20 | 95.40  | 77.23  | 97.04  | 102.61 | 101.37 | 102.73 |
| 8月  | 91.52  | 92.98  | 88.90  | 97.05  | 88.27  | 93.85  | 86.58  | 87.48  | 94.44  | 94.00  | 92.55  | 93.99  |
| 9月  | 98.89  | 97.78  | 100.37 | 104.45 | 120.75 | 97.19  | 99.01  | 136.87 | 96.07  | 106.84 | 107.52 | 106.84 |
| 10月 | 101.95 | 96.71  | 108.75 | 107.66 | 161.16 | 104.45 | 104.60 | 198.51 | 101.67 | 100.24 | 100.62 | 100.24 |
| 11月 | 101.88 | 99.52  | 105.43 | 106.55 | 141.23 | 101.69 | 99.30  | 160.74 | 106.38 | 100.56 | 101.16 | 100.59 |
| 12月 | 101.63 | 99.41  | 105.10 | 99.83  | 107.85 | 100.74 | 104.56 | 110.02 | 111.45 | 101.45 | 101.24 | 101.47 |

曜日・祝祭日指数(16年)

| 16年 | 1月     | 2月     | 3月     | 4月     | 5月     | 6月     | 7月     | 8月     | 9月     | 10月    | 11月    | 12月    |
|-----|--------|--------|--------|--------|--------|--------|--------|--------|--------|--------|--------|--------|
| 1月  | 99.40  | 99.35  | 99.48  | 99.69  | 100.26 | 99.23  | 99.51  | 100.88 | 99.72  | 99.70  | 99.69  | 99.70  |
| 2月  | 101.30 | 101.00 | 101.53 | 101.98 | 100.76 | 101.56 | 101.64 | 100.61 | 102.26 | 101.88 | 101.84 | 101.87 |
| 3月  | 103.30 | 103.60 | 102.82 | 101.72 | 99.00  | 104.11 | 102.67 | 95.80  | 101.47 | 101.65 | 101.72 | 101.66 |
| 4月  | 100.72 | 100.96 | 100.57 | 100.34 | 102.12 | 100.29 | 100.50 | 102.91 | 100.10 | 100.46 | 100.48 | 100.46 |
| 5月  | 96.24  | 95.83  | 96.79  | 98.04  | 100.10 | 95.56  | 96.97  | 103.04 | 98.39  | 98.07  | 97.98  | 98.05  |
| 6月  | 101.06 | 101.29 | 100.87 | 100.52 | 101.48 | 100.85 | 100.79 | 101.60 | 100.30 | 100.61 | 100.63 | 100.61 |
| 7月  | 99.40  | 99.35  | 99.48  | 99.69  | 100.26 | 99.23  | 99.51  | 100.88 | 99.72  | 99.70  | 99.69  | 99.70  |
| 8月  | 99.74  | 99.68  | 99.78  | 99.87  | 99.63  | 99.79  | 99.80  | 99.60  | 99.92  | 99.85  | 99.84  | 99.85  |
| 9月  | 100.38 | 100.63 | 100.26 | 100.15 | 102.76 | 99.72  | 100.21 | 104.22 | 99.90  | 100.32 | 100.33 | 100.32 |
| 10月 | 97.55  | 97.10  | 97.96  | 98.77  | 97.65  | 97.75  | 98.12  | 98.06  | 99.19  | 98.64  | 98.58  | 98.62  |
| 11月 | 100.38 | 100.63 | 100.26 | 100.15 | 102.76 | 99.72  | 100.21 | 104.22 | 99.90  | 100.32 | 100.33 | 100.32 |
| 12月 | 101.24 | 101.60 | 101.01 | 100.61 | 102.86 | 100.71 | 100.90 | 103.71 | 100.26 | 100.76 | 100.80 | 100.77 |

曜日・祝祭日調整季節指数(16年)

| 16年 | 1月     | 2月     | 3月     | 4月     | 5月     | 6月     | 7月     | 8月     | 9月     | 10月    | 11月    | 12月    |
|-----|--------|--------|--------|--------|--------|--------|--------|--------|--------|--------|--------|--------|
| 1月  | 89.36  | 89.17  | 89.24  | 91.58  | 74.10  | 78.16  | 85.17  | 67.45  | 100.27 | 91.48  | 90.03  | 91.47  |
| 2月  | 107.98 | 111.48 | 102.17 | 96.07  | 78.38  | 76.80  | 97.86  | 73.44  | 106.67 | 100.57 | 100.47 | 100.52 |
| 3月  | 133.54 | 145.02 | 119.57 | 98.87  | 92.09  | 87.37  | 115.06 | 88.41  | 110.89 | 117.57 | 119.06 | 117.54 |
| 4月  | 104.77 | 101.89 | 108.34 | 98.06  | 80.86  | 115.37 | 108.99 | 60.09  | 94.23  | 95.45  | 96.10  | 95.40  |
| 5月  | 84.71  | 81.84  | 89.00  | 96.59  | 82.15  | 107.14 | 100.84 | 69.46  | 89.39  | 90.74  | 90.90  | 90.71  |
| 6月  | 92.04  | 92.16  | 91.38  | 102.33 | 87.09  | 119.65 | 105.60 | 72.01  | 93.93  | 101.24 | 101.75 | 101.22 |
| 7月  | 94.79  | 95.69  | 94.02  | 102.83 | 89.03  | 116.30 | 94.93  | 77.91  | 96.77  | 102.30 | 101.06 | 102.42 |
| 8月  | 91.28  | 92.68  | 88.70  | 96.92  | 87.94  | 93.65  | 86.41  | 87.13  | 94.36  | 93.86  | 92.40  | 93.85  |
| 9月  | 99.27  | 98.40  | 100.63 | 104.61 | 124.08 | 96.92  | 99.22  | 142.65 | 95.97  | 107.18 | 107.87 | 107.18 |
| 10月 | 99.45  | 93.91  | 106.53 | 106.34 | 157.37 | 102.10 | 102.63 | 194.66 | 100.85 | 98.88  | 99.19  | 98.86  |
| 11月 | 102.27 | 100.15 | 105.70 | 106.71 | 145.13 | 101.41 | 99.51  | 167.52 | 106.27 | 100.88 | 101.49 | 100.91 |
| 12月 | 102.89 | 101.00 | 106.16 | 100.44 | 110.93 | 101.46 | 105.50 | 114.10 | 111.74 | 102.22 | 102.05 | 102.25 |

曜日・祝祭日指数(17年)

| 17年 | 1月     | 2月     | 3月     | 4月     | 5月     | 6月     | 7月     | 8月     | 9月     | 10月    | 11月    | 12月    |
|-----|--------|--------|--------|--------|--------|--------|--------|--------|--------|--------|--------|--------|
| 1月  | 99.85  | 99.32  | 100.01 | 100.04 | 93.37  | 101.59 | 100.13 | 89.33  | 100.59 | 99.65  | 99.63  | 99.63  |
| 2月  | 99.12  | 99.12  | 99.12  | 99.12  | 99.12  | 99.12  | 99.12  | 99.12  | 99.12  | 99.12  | 99.12  | 99.12  |
| 3月  | 100.91 | 101.28 | 100.70 | 100.42 | 103.51 | 100.15 | 100.60 | 105.03 | 100.06 | 100.62 | 100.65 | 100.63 |
| 4月  | 98.87  | 98.70  | 99.04  | 99.43  | 99.51  | 98.80  | 99.12  | 100.07 | 99.57  | 99.40  | 99.37  | 99.39  |
| 5月  | 98.06  | 98.06  | 98.29  | 98.95  | 102.77 | 97.01  | 98.34  | 106.01 | 98.91  | 99.12  | 99.08  | 99.12  |
| 6月  | 101.06 | 101.29 | 100.87 | 100.52 | 101.48 | 100.85 | 100.79 | 101.60 | 100.30 | 100.61 | 100.63 | 100.61 |
| 7月  | 97.55  | 97.10  | 97.96  | 98.77  | 97.65  | 97.75  | 98.12  | 98.06  | 99.19  | 98.64  | 98.58  | 98.62  |
| 8月  | 101.59 | 101.94 | 101.31 | 100.79 | 102.22 | 101.28 | 101.19 | 102.39 | 100.46 | 100.91 | 100.95 | 100.92 |
| 9月  | 100.38 | 100.63 | 100.26 | 100.15 | 102.76 | 99.72  | 100.21 | 104.22 | 99.90  | 100.32 | 100.33 | 100.32 |
| 10月 | 97.55  | 97.10  | 97.96  | 98.77  | 97.65  | 97.75  | 98.12  | 98.06  | 99.19  | 98.64  | 98.58  | 98.62  |
| 11月 | 100.38 | 100.63 | 100.26 | 100.15 | 102.76 | 99.72  | 100.21 | 104.22 | 99.90  | 100.32 | 100.33 | 100.32 |
| 12月 | 99.40  | 99.35  | 99.48  | 99.69  | 100.26 | 99.23  | 99.51  | 100.88 | 99.72  | 99.70  | 99.69  | 99.70  |

曜日・祝祭日調整季節指数(17年)

| 17年 | 1月     | 2月     | 3月     | 4月     | 5月     | 6月     | 7月     | 8月     | 9月     | 10月    | 11月    | 12月    |
|-----|--------|--------|--------|--------|--------|--------|--------|--------|--------|--------|--------|--------|
| 1月  | 89.77  | 89.14  | 89.72  | 91.90  | 69.01  | 80.02  | 85.70  | 59.73  | 101.14 | 91.44  | 89.98  | 91.41  |
| 2月  | 105.65 | 109.41 | 99.74  | 93.37  | 77.11  | 74.95  | 95.43  | 72.35  | 103.39 | 97.84  | 97.78  | 97.80  |
| 3月  | 130.45 | 141.77 | 117.10 | 97.61  | 96.29  | 84.05  | 112.74 | 96.93  | 109.35 | 116.38 | 117.81 | 116.35 |
| 4月  | 102.84 | 99.61  | 106.70 | 97.17  | 78.79  | 113.66 | 107.50 | 58.43  | 93.74  | 94.44  | 95.04  | 94.38  |
| 5月  | 86.31  | 83.74  | 90.38  | 97.49  | 84.34  | 108.77 | 102.26 | 71.46  | 89.86  | 91.72  | 91.92  | 91.70  |
| 6月  | 92.04  | 92.16  | 91.38  | 102.33 | 87.09  | 119.65 | 105.60 | 72.01  | 93.93  | 101.24 | 101.75 | 101.22 |
| 7月  | 93.02  | 93.53  | 92.58  | 101.88 | 86.71  | 114.56 | 93.61  | 75.73  | 96.25  | 101.21 | 99.93  | 101.31 |
| 8月  | 92.98  | 94.78  | 90.06  | 97.82  | 90.23  | 95.05  | 87.61  | 89.57  | 94.87  | 94.86  | 93.43  | 94.85  |
| 9月  | 99.27  | 98.40  | 100.63 | 104.61 | 124.08 | 96.92  | 99.22  | 142.65 | 95.97  | 107.18 | 107.87 | 107.18 |
| 10月 | 99.45  | 93.91  | 106.53 | 106.34 | 157.37 | 102.10 | 102.63 | 194.66 | 100.85 | 98.88  | 99.19  | 98.86  |
| 11月 | 102.27 | 100.15 | 105.70 | 106.71 | 145.13 | 101.41 | 99.51  | 167.52 | 106.27 | 100.88 | 101.49 | 100.91 |
| 12月 | 101.02 | 98.76  | 104.55 | 99.52  | 108.13 | 99.96  | 104.05 | 110.99 | 111.14 | 101.15 | 100.93 | 101.17 |

6. 業種別及び特殊分類別季節指数 6. Seasonal Indices by Industry and by Use of Goods  
(3) 生産者出荷指数 (3) Indices of Producer's Shipments

| 分類コード<br>時系列 | 業種別                               |  |   |   |  |  |  |   |  |  | 特殊分類別           |             |
|--------------|-----------------------------------|--|---|---|--|--|--|---|--|--|-----------------|-------------|
|              | 機械工業<br>Machinery industry<br>403 | 機械工業<br>(除く造船・鉄鋼)<br>Machinery industry<br>(excl. Steel ships and rolling stocks)<br>404 | (参考) 電気機械工業<br>(旧分類)<br>Electrical machinery<br>(1995 version)<br>405 | (参考) 化学工業<br>(含.化学繊維)<br>Chemicals<br>(incl. Chemical fiber)<br>406 | (参考) 繊維工業<br>(除.化学繊維)<br>Textiles<br>(excl. Chemical fiber)<br>407 | (参考) 電力・ガス事業<br>Electricity and gas<br>408 | (参考) 新聞・出版業<br>Newspaper and publishing<br>409 | (参考) 情報化関連<br>資本財<br>Information and technical electronics equipment for Capital goods<br>410 | (参考) 情報化関連<br>消費財<br>Information and technical electronics equipment for Consumer goods<br>411 | (参考) 情報化関連<br>生産財<br>Information and technical electronics equipment for Producer goods<br>412 | Industries Code | Time series |

季節指数

| 月   | 403    | 404    | 405    | 406    | 407    | 408    | 409    | 410    | 411    | 412    |
|-----|--------|--------|--------|--------|--------|--------|--------|--------|--------|--------|
| 1月  | 91.20  | 89.66  | 88.72  | 89.79  | 91.31  | 108.62 | 89.51  | 93.89  | 90.51  | 92.63  |
| 2月  | 100.82 | 101.05 | 96.58  | 96.72  | 98.77  | 99.60  | 102.75 | 104.34 | 102.79 | 93.94  |
| 3月  | 125.21 | 124.66 | 120.44 | 108.51 | 109.42 | 102.40 | 118.40 | 140.21 | 125.60 | 106.64 |
| 4月  | 92.49  | 92.88  | 94.32  | 98.72  | 106.65 | 99.47  | 101.60 | 88.30  | 92.33  | 96.78  |
| 5月  | 90.39  | 91.12  | 95.06  | 94.85  | 99.49  | 90.39  | 92.97  | 86.97  | 93.70  | 99.22  |
| 6月  | 101.99 | 102.05 | 103.69 | 100.34 | 97.03  | 95.37  | 97.71  | 100.83 | 108.58 | 103.00 |
| 7月  | 100.80 | 100.77 | 100.27 | 103.58 | 96.06  | 112.97 | 97.44  | 92.68  | 103.57 | 101.24 |
| 8月  | 89.98  | 90.46  | 92.84  | 95.28  | 92.70  | 109.20 | 93.23  | 86.75  | 90.39  | 98.13  |
| 9月  | 112.03 | 111.46 | 109.94 | 104.33 | 103.40 | 99.48  | 107.13 | 118.03 | 101.39 | 107.12 |
| 10月 | 98.58  | 98.02  | 99.01  | 103.97 | 104.39 | 92.98  | 101.43 | 91.25  | 93.35  | 102.26 |
| 11月 | 99.28  | 99.77  | 99.25  | 101.05 | 102.00 | 94.05  | 96.11  | 94.78  | 97.37  | 99.81  |
| 12月 | 97.28  | 98.10  | 99.88  | 102.74 | 98.76  | 105.45 | 101.74 | 101.96 | 100.46 | 99.12  |

曜日・祝祭日指数(2004)

| 2004年 | 1月     | 2月     | 3月     | 4月     | 5月     | 6月     | 7月     | 8月     | 9月     | 10月    | 11月    | 12月    |
|-------|--------|--------|--------|--------|--------|--------|--------|--------|--------|--------|--------|--------|
| 1月    | 99.64  | 99.62  | 99.64  | 99.72  | 99.80  | 99.87  | 99.76  | 99.69  | 99.74  | 99.64  | 99.64  | 99.64  |
| 2月    | 101.85 | 101.80 | 101.81 | 101.81 | 102.21 | 102.34 | 102.36 | 101.58 | 100.82 | 102.02 | 101.58 | 101.58 |
| 3月    | 101.93 | 102.08 | 101.97 | 101.55 | 101.06 | 100.70 | 101.26 | 101.75 |        |        |        |        |

6. 業種別及び特殊分類別季節指数 6. Seasonal Indices by Industry and by Use of Goods (3) 生産者出荷指数 (3) Indices of Producer's Shipments

Table with 13 columns: 鉱工業 (Mining and manufacturing), 最終需要財 (Final demand goods), 投資財 (Investment goods), 資本財 (Capital goods), 資本財 (輸送機械) (Capital goods (excl. Transport equipment)), 非鉄金属工業 (Non-ferrous metals), 金属製品工業 (Fabricated metals), 一般機械工業 (General machinery), 電気機械工業 (Electrical machinery), 情報通信機械工業 (Information and communication electronics equipment), 輸送機械工業 (Transport equipment), 精密機械工業 (Precision instruments). Rows include 時系列 (Time series) and 季節指数 (Seasonal Index).

Table of seasonal indices for 16 years (16年) from Jan to Dec. Columns correspond to the 12 industry categories in the header table.

Table of 'Trading-day and holiday' index for 16 years (16年) from Jan to Dec. Columns correspond to the 12 industry categories.

Table of 'Trading-day and holiday' adjusted seasonal index for 16 years (16年) from Jan to Dec. Columns correspond to the 12 industry categories.

Table of 'Trading-day and holiday' index for 17 years (17年) from Jan to Dec. Columns correspond to the 12 industry categories.

Table of 'Trading-day and holiday' adjusted seasonal index for 17 years (17年) from Jan to Dec. Columns correspond to the 12 industry categories.

6. 業種別及び特殊分類別季節指数 6. Seasonal Indices by Industry and by Use of Goods (3) 生産者出荷指数 (3) Indices of Producer's Shipments

Table with 13 columns: 窯業・土石製品工業 (Ceramics, stone and clay products), その他工業 (Other manufacturing), 家具工業 (Furniture), その他製品工業 (Other products), 建設財 (Construction goods), 鉄鋼業 (Iron and steel), 金属製品工業 (Fabricated metals), 一般機械工業 (General machinery), 電気機械工業 (Electrical machinery), 窯業・土石製品工業 (Ceramics, stone and clay products), 化学工業 (Chemicals), 石油・石炭製品工業 (Petroleum and coal products). Rows include 時系列 (Time series) and 季節指数 (Seasonal Index).

Table of seasonal indices for 16 years (16年) from Jan to Dec. Columns correspond to the 12 industry categories in the header table.

Table of 'Trading-day and holiday' index for 16 years (16年) from Jan to Dec. Columns correspond to the 12 industry categories.

Table of 'Trading-day and holiday' adjusted seasonal index for 16 years (16年) from Jan to Dec. Columns correspond to the 12 industry categories.

Table of 'Trading-day and holiday' index for 17 years (17年) from Jan to Dec. Columns correspond to the 12 industry categories.

Table of 'Trading-day and holiday' adjusted seasonal index for 17 years (17年) from Jan to Dec. Columns correspond to the 12 industry categories.



6. 業種別及び特殊分類別季節指数 6. Seasonal Indices by Industry and by Use of Goods  
(3) 生産者出荷指数 (3) Indices of Producer's Shipments

| 分類コード<br>時系列 | 業種別        |      |       |      |          |     |     |       |        |        |          |        |
|--------------|------------|------|-------|------|----------|-----|-----|-------|--------|--------|----------|--------|
|              | プラスチック製品工業 | 繊維工業 | その他工業 | 家具工業 | 木材・木製品工業 | 鉱業  | 消費財 | 耐久消費財 | 金属製品工業 | 電気機械工業 | 情報通信機械工業 | 輸送機械工業 |
|              | 224        | 225  | 226   | 227  | 228      | 229 | 230 | 231   | 232    | 233    | 234      | 235    |

| 季節指数 |        |        |        |        |        |        |        |        |        |        |        |        |
|------|--------|--------|--------|--------|--------|--------|--------|--------|--------|--------|--------|--------|
| 1月   | 94.36  | 86.44  | 91.44  | 95.90  | 90.81  | 86.48  | 84.55  | 86.54  | 80.22  | 72.06  | 78.25  | 91.50  |
| 2    | 100.88 | 95.27  | 96.05  | 105.76 | 92.82  | 100.24 | 96.64  | 102.70 | 68.17  | 96.37  | 92.11  | 109.70 |
| 3    | 107.92 | 106.86 | 99.31  | 109.93 | 97.22  | 110.07 | 112.86 | 121.49 | 80.18  | 143.56 | 116.38 | 123.67 |
| 4    | 90.51  | 98.79  | 97.75  | 89.34  | 99.14  | 96.37  | 96.73  | 91.24  | 62.06  | 95.54  | 93.97  | 91.28  |
| 5    | 89.12  | 84.04  | 96.59  | 84.44  | 99.02  | 92.64  | 93.64  | 89.61  | 47.57  | 97.19  | 96.07  | 87.54  |
| 6    | 93.89  | 84.32  | 100.76 | 94.60  | 102.38 | 97.36  | 102.84 | 102.79 | 56.87  | 130.64 | 107.51 | 100.20 |
| 7    | 97.49  | 88.46  | 103.44 | 101.84 | 103.49 | 99.64  | 103.83 | 103.58 | 67.93  | 138.33 | 99.77  | 103.75 |
| 8    | 93.03  | 97.36  | 95.89  | 93.42  | 96.88  | 91.79  | 91.26  | 84.51  | 77.22  | 87.17  | 88.59  | 80.34  |
| 9    | 111.26 | 107.73 | 103.06 | 103.30 | 103.92 | 98.47  | 105.31 | 109.73 | 140.42 | 89.28  | 110.71 | 110.06 |
| 10   | 108.92 | 124.75 | 107.94 | 105.74 | 107.98 | 107.80 | 103.17 | 102.99 | 158.95 | 74.04  | 107.30 | 100.22 |
| 11   | 109.95 | 115.79 | 106.91 | 110.54 | 106.26 | 109.12 | 103.87 | 104.55 | 181.42 | 82.40  | 110.29 | 103.17 |
| 12   | 102.51 | 109.93 | 100.88 | 105.59 | 100.07 | 110.05 | 105.36 | 100.41 | 178.39 | 93.53  | 99.11  | 98.82  |

| 曜日・祝祭日指数 (16年) |        |        |        |        |        |        |        |        |        |        |        |        |
|----------------|--------|--------|--------|--------|--------|--------|--------|--------|--------|--------|--------|--------|
| 16年 1月         | 99.66  | 99.90  | 99.62  | 99.30  | 99.68  | 99.84  | 99.76  | 99.70  | 99.45  | 100.06 | 99.54  | 99.70  |
| 2              | 102.16 | 102.53 | 101.75 | 100.76 | 101.97 | 102.22 | 101.82 | 101.69 | 101.24 | 102.62 | 101.02 | 101.89 |
| 3              | 101.79 | 100.55 | 102.06 | 103.93 | 101.74 | 100.89 | 101.39 | 101.69 | 103.00 | 99.67  | 102.61 | 101.64 |
| 4              | 100.14 | 100.01 | 101.15 | 100.34 | 100.64 | 100.26 | 100.57 | 100.64 | 100.83 | 100.10 | 101.13 | 100.45 |
| 5              | 98.04  | 99.40  | 97.60  | 95.42  | 98.02  | 98.94  | 98.30  | 97.95  | 96.50  | 100.32 | 96.78  | 98.08  |
| 6              | 100.38 | 100.09 | 100.71 | 101.48 | 100.53 | 100.34 | 100.65 | 100.75 | 101.10 | 100.03 | 101.27 | 100.60 |
| 7              | 99.66  | 99.90  | 99.62  | 99.30  | 99.68  | 99.84  | 99.76  | 99.70  | 99.45  | 100.06 | 99.54  | 99.70  |
| 8              | 99.90  | 99.98  | 99.82  | 99.63  | 99.87  | 99.92  | 99.84  | 99.81  | 99.72  | 99.99  | 99.68  | 99.85  |
| 9              | 99.90  | 99.93  | 100.31 | 100.80 | 100.16 | 100.19 | 100.49 | 100.53 | 100.56 | 100.18 | 101.00 | 100.31 |
| 10             | 98.99  | 99.73  | 98.38  | 96.72  | 98.75  | 99.24  | 98.62  | 98.39  | 97.54  | 100.02 | 97.31  | 98.65  |
| 11             | 99.90  | 99.93  | 100.31 | 100.80 | 100.16 | 100.19 | 100.49 | 100.53 | 100.56 | 100.18 | 101.00 | 100.31 |
| 12             | 100.34 | 100.06 | 100.86 | 101.88 | 100.61 | 100.43 | 100.90 | 101.01 | 101.38 | 100.11 | 101.77 | 100.75 |

| 曜日・祝祭日調整済季節指数 (16年) |        |        |        |        |        |        |        |        |        |        |        |        |
|---------------------|--------|--------|--------|--------|--------|--------|--------|--------|--------|--------|--------|--------|
| 16年 1月              | 94.04  | 86.35  | 91.09  | 95.23  | 90.52  | 86.34  | 84.35  | 86.28  | 79.78  | 72.10  | 77.89  | 91.23  |
| 2                   | 103.06 | 97.68  | 97.73  | 106.56 | 94.65  | 102.47 | 98.40  | 104.44 | 69.02  | 98.89  | 93.05  | 111.77 |
| 3                   | 109.85 | 107.45 | 101.36 | 114.25 | 98.91  | 111.05 | 114.43 | 123.54 | 82.59  | 143.09 | 119.42 | 125.70 |
| 4                   | 90.64  | 98.80  | 98.25  | 90.37  | 99.48  | 96.62  | 97.28  | 91.82  | 62.58  | 95.64  | 95.03  | 91.69  |
| 5                   | 87.37  | 83.54  | 94.27  | 80.57  | 97.06  | 91.66  | 92.05  | 87.77  | 45.91  | 97.50  | 92.98  | 85.86  |
| 6                   | 94.25  | 84.40  | 101.48 | 96.00  | 102.92 | 97.69  | 103.51 | 103.56 | 57.50  | 130.68 | 108.88 | 100.80 |
| 7                   | 97.16  | 88.37  | 103.05 | 101.13 | 103.16 | 99.48  | 103.58 | 103.27 | 67.56  | 138.41 | 99.31  | 103.44 |
| 8                   | 92.94  | 97.34  | 95.72  | 93.07  | 96.75  | 91.72  | 91.11  | 84.35  | 77.00  | 87.16  | 88.31  | 80.22  |
| 9                   | 111.15 | 107.65 | 103.38 | 104.13 | 104.09 | 98.66  | 105.83 | 110.31 | 141.21 | 89.44  | 111.82 | 110.40 |
| 10                  | 107.82 | 124.41 | 106.19 | 102.27 | 106.63 | 106.98 | 101.75 | 101.33 | 155.04 | 74.05  | 104.41 | 98.87  |
| 11                  | 109.84 | 115.71 | 107.24 | 111.42 | 106.43 | 109.33 | 104.38 | 105.10 | 182.44 | 82.55  | 111.39 | 103.49 |
| 12                  | 102.86 | 110.00 | 101.75 | 107.58 | 100.68 | 110.52 | 106.31 | 101.42 | 180.85 | 93.63  | 100.86 | 99.56  |

| 曜日・祝祭日指数 (17年) |        |        |        |        |        |        |        |        |        |        |        |        |
|----------------|--------|--------|--------|--------|--------|--------|--------|--------|--------|--------|--------|--------|
| 17年 1月         | 100.66 | 100.30 | 99.75  | 98.98  | 100.05 | 99.77  | 99.18  | 99.16  | 99.36  | 99.51  | 98.25  | 99.66  |
| 2              | 99.12  | 99.12  | 99.12  | 99.12  | 99.12  | 99.12  | 99.12  | 99.12  | 99.12  | 99.12  | 99.12  | 99.12  |
| 3              | 100.10 | 99.98  | 100.66 | 101.54 | 100.43 | 100.36 | 100.82 | 100.90 | 101.11 | 100.19 | 101.63 | 100.61 |
| 4              | 99.47  | 99.85  | 99.27  | 98.56  | 99.41  | 99.67  | 99.43  | 99.33  | 98.90  | 100.05 | 98.90  | 99.40  |
| 5              | 98.70  | 99.57  | 98.83  | 97.97  | 98.94  | 99.54  | 99.43  | 99.25  | 98.39  | 100.36 | 98.99  | 99.12  |
| 6              | 100.38 | 100.09 | 100.71 | 101.48 | 100.53 | 100.34 | 100.65 | 100.75 | 101.10 | 100.03 | 101.27 | 100.60 |
| 7              | 98.99  | 99.73  | 98.38  | 96.72  | 98.75  | 99.24  | 98.62  | 98.39  | 97.54  | 100.02 | 97.31  | 98.65  |
| 8              | 100.58 | 100.14 | 101.06 | 102.22 | 100.80 | 100.51 | 100.98 | 101.12 | 101.65 | 100.04 | 101.91 | 100.90 |
| 9              | 99.90  | 99.93  | 100.31 | 100.80 | 100.16 | 100.19 | 100.49 | 100.53 | 100.56 | 100.18 | 101.00 | 100.31 |
| 10             | 98.99  | 99.73  | 98.38  | 96.72  | 98.75  | 99.24  | 98.62  | 98.39  | 97.54  | 100.02 | 97.31  | 98.65  |
| 11             | 99.90  | 99.93  | 100.31 | 100.80 | 100.16 | 100.19 | 100.49 | 100.53 | 100.56 | 100.18 | 101.00 | 100.31 |
| 12             | 99.66  | 99.90  | 99.62  | 99.30  | 99.68  | 99.84  | 99.76  | 99.70  | 99.45  | 100.06 | 99.54  | 99.70  |

| 曜日・祝祭日調整済季節指数 (17年) |        |        |        |        |        |        |        |        |        |        |        |        |
|---------------------|--------|--------|--------|--------|--------|--------|--------|--------|--------|--------|--------|--------|
| 17年 1月              | 94.98  | 86.70  | 91.21  | 94.92  | 90.86  | 86.28  | 83.86  | 85.81  | 79.71  | 71.71  | 76.88  | 91.19  |
| 2                   | 99.99  | 94.43  | 95.20  | 104.83 | 92.00  | 99.36  | 95.79  | 101.80 | 67.57  | 95.52  | 91.30  | 108.73 |
| 3                   | 108.03 | 106.84 | 99.97  | 111.62 | 97.64  | 110.47 | 113.79 | 122.58 | 81.07  | 143.83 | 118.28 | 124.42 |
| 4                   | 90.03  | 98.64  | 97.04  | 88.05  | 98.56  | 96.05  | 96.18  | 90.63  | 61.38  | 95.59  | 92.94  | 90.73  |
| 5                   | 87.96  | 83.68  | 95.46  | 82.73  | 97.97  | 92.21  | 93.11  | 88.94  | 46.80  | 97.54  | 95.10  | 86.77  |
| 6                   | 94.25  | 84.40  | 101.48 | 96.00  | 102.92 | 97.69  | 103.51 | 103.56 | 57.50  | 130.68 | 108.88 | 100.80 |
| 7                   | 96.51  | 88.22  | 101.76 | 98.50  | 102.20 | 98.88  | 102.40 | 101.91 | 66.26  | 138.36 | 97.09  | 102.35 |
| 8                   | 93.57  | 97.50  | 96.91  | 95.49  | 97.66  | 92.26  | 92.15  | 85.46  | 78.49  | 87.20  | 90.28  | 81.06  |
| 9                   | 111.15 | 107.65 | 103.38 | 104.13 | 104.09 | 98.66  | 105.83 | 110.31 | 141.21 | 89.44  | 111.82 | 110.40 |
| 10                  | 107.82 | 124.41 | 106.19 | 102.27 | 106.63 | 106.98 | 101.75 | 101.33 | 155.04 | 74.05  | 104.41 | 98.87  |
| 11                  | 109.84 | 115.71 | 107.24 | 111.42 | 106.43 | 109.33 | 104.38 | 105.10 | 182.44 | 82.55  | 111.39 | 103.49 |
| 12                  | 102.16 | 109.82 | 100.50 | 104.85 | 99.75  | 109.87 | 105.11 | 100.11 | 177.41 | 93.59  | 98.65  | 98.52  |

6. 業種別及び特殊分類別季節指数 6. Seasonal Indices by Industry and by Use of Goods  
(3) 生産者出荷指数 (3) Indices of Producer's Shipments

| 分類コード<br>時系列 | 業種別    |      |       |      |       |        |        |             |           |      |           |            |
|--------------|--------|------|-------|------|-------|--------|--------|-------------|-----------|------|-----------|------------|
|              | 精密機械工業 | 繊維工業 | その他工業 | 家具工業 | その他工業 | 非耐久消費財 | 電気機械工業 | 電子部品・デバイス工業 | 窯業・土石製品工業 | 化学工業 | 石油・石炭製品工業 | プラスチック製品工業 |
|              | 236    | 237  | 238   | 239  | 240   | 241    | 242    | 243         | 244       | 245  | 246       | 247        |

| 季節指数 |        |        |        |        |        |        |        |        |        |        |        |        |
|------|--------|--------|--------|--------|--------|--------|--------|--------|--------|--------|--------|--------|
| 1月   | 74.07  | 93.93  | 80.87  | 89.71  | 71.65  | 82.93  | 75.92  | 88.00  | 90.04  | 79.60  | 101.57 | 87.38  |
| 2    | 88.20  | 93.13  | 86.74  | 100.63 | 73.26  | 91.20  | 85.77  | 95.60  | 97.87  | 94.62  | 96.48  | 91.40  |
| 3    | 104.22 | 102.48 | 101.17 | 116.29 | 88.00  | 105.22 | 99.83  | 92.26  | 106.35 | 108.22 | 104.73 | 103.49 |
| 4    | 98.66  | 91.09  | 90.38  | 107.73 | 75.22  | 101.57 | 94.12  | 98.06  | 104.69 | 99.19  | 94.27  | 111.35 |
| 5    | 93.34  | 83.81  | 86.39  | 91.95  | 79.68  | 98.21  | 84.79  | 87.97  | 99.32  | 93.95  | 96.13  | 99.93  |
| 6    | 88.00  | 82.40  | 87.26  | 90.59  | 84.39  | 102.70 | 95.43  | 110.04 | 106.44 | 104.12 | 91.23  | 101.57 |
| 7    | 92.89  | 81.66  | 92.50  | 94.51  | 91.06  | 103.37 | 98.28  | 110.07 | 104.53 | 105.79 | 102.03 | 98.47  |
| 8    | 96.85  | 88.56  | 88.50  | 88.90  | 89.44  | 98.65  | 92.51  | 86.44  | 90.04  | 93.90  | 107.81 | 94.08  |
| 9    | 127.88 | 108.54 | 111.52 | 100.37 | 123.46 | 101.17 | 106.36 | 111.78 | 98.93  | 106.36 | 97.32  | 100.84 |
| 10   | 124.67 | 129.51 | 138.50 | 108.75 | 168.29 | 103.35 | 109.08 | 108.35 | 100.05 | 105.57 | 98.50  | 104.66 |
| 11   | 115.59 | 128.76 | 126.87 | 105.43 | 147.81 | 101.45 | 123.59 | 106.79 | 100.81 | 102.63 | 98.19  | 103.45 |
| 12   | 95.88  | 115.89 | 109.15 | 105.10 | 107.23 | 110.09 | 133.81 | 104.54 | 101.06 | 105.88 | 111.66 | 103.37 |

| 曜日・祝祭日調整済季節指数 (16年) |        |        |        |        |        |        |        |        |        |        |        |        |
|---------------------|--------|--------|--------|--------|--------|--------|--------|--------|--------|--------|--------|--------|
| 16年 1月              | 99.27  | 99.58  | 99.92  | 99.48  | 100.39 | 99.79  | 99.58  | 99.48  | 99.74  | 99.62  | 99.95  | 99.76  |
| 2                   | 101.04 | 101.99 | 101.10 | 101.53 | 100.75 | 101.92 | 102.05 | 101.50 | 102.16 | 101.70 | 102.30 | 102.14 |
| 3                   | 104.03 | 102.21 | 100.70 | 102.82 | 98.37  | 101.19 | 102.23 | 102.88 | 101.38 | 102.09 | 100.32 | 101.32 |
| 4                   | 100.83 | 100.23 | 101.43 | 100.57 | 102.26 | 100.50 | 100.17 | 100.60 | 100.22 | 100.55 | 100.30 | 100.26 |
| 5                   | 95.43  | 97.55  | 98.64  | 96.79  | 100.70 | 98.52  | 97.55  | 96.72  | 98.44  | 97.56  | 99.54  | 98.49  |
| 6                   | 101.26 | 100.52 | 101.21 | 100.87 | 101.49 | 100.57 | 100.47 | 100.90 | 100.38 | 100.74 | 100.28 | 100.40 |
| 7                   | 99.27  | 99.58  | 99.92  | 99.48  | 100.39 | 99.79  | 99.58  | 99.48  | 99.74  | 99.62  | 99.95  | 99.76  |
| 8                   | 99.69  | 99.87  | 99.70  | 99.78  | 99.63  | 99.86  | 99.88  | 99.78  | 99.    |        |        |        |

6. 業種別及び特殊分類別季節指数 6. Seasonal Indices by Industry and by Use of Goods  
(3) 生産者出荷指数 (3) Indices of Producer's Shipments

| 分類コード<br>時系列 | 生産財         |      |           |       |        |         | 生産財 | 製造業     |     |        |        |       |
|--------------|-------------|------|-----------|-------|--------|---------|-----|---------|-----|--------|--------|-------|
|              | パルプ・紙・紙加工工業 | 繊維工業 | 食料品・たばこ工業 | その他工業 | 皮革製品工業 | その他製品工業 |     | 鉱工業用生産財 | 鉄鋼業 | 非鉄金属工業 | 金属製品工業 | 一般機械業 |
|              | 248         | 249  | 250       | 251   | 252    | 253     | 254 | 255     | 256 | 257    | 258    | 259   |

季節指数

|     |        |        |        |        |        |        |        |        |        |        |        |        |
|-----|--------|--------|--------|--------|--------|--------|--------|--------|--------|--------|--------|--------|
| 1月  | 86.72  | 88.79  | 79.80  | 78.93  | 89.19  | 71.69  | 92.94  | 92.93  | 94.35  | 95.28  | 86.20  | 93.35  |
| 2月  | 93.75  | 103.37 | 85.21  | 96.04  | 116.76 | 78.90  | 98.03  | 98.01  | 100.02 | 99.55  | 93.50  | 103.30 |
| 3月  | 110.41 | 121.27 | 102.13 | 111.07 | 131.68 | 97.07  | 108.81 | 108.83 | 110.16 | 107.49 | 107.08 | 120.92 |
| 4月  | 99.78  | 121.50 | 103.65 | 87.95  | 111.76 | 71.33  | 98.38  | 98.36  | 92.46  | 100.70 | 103.54 | 96.87  |
| 5月  | 95.11  | 107.34 | 100.84 | 80.77  | 87.91  | 76.46  | 95.82  | 95.90  | 98.47  | 96.72  | 97.59  | 92.56  |
| 6月  | 99.34  | 93.81  | 106.70 | 80.12  | 83.44  | 79.31  | 101.53 | 101.59 | 101.12 | 102.36 | 107.04 | 102.64 |
| 7月  | 99.33  | 88.13  | 106.04 | 84.30  | 86.28  | 81.60  | 102.54 | 102.55 | 102.76 | 102.78 | 108.77 | 100.63 |
| 8月  | 93.20  | 89.49  | 99.41  | 92.43  | 98.81  | 87.41  | 93.98  | 93.98  | 96.09  | 89.76  | 95.86  | 89.46  |
| 9月  | 100.25 | 104.71 | 98.67  | 118.41 | 106.99 | 126.84 | 104.22 | 104.31 | 105.04 | 101.34 | 101.52 | 105.03 |
| 10月 | 103.56 | 100.72 | 101.73 | 140.77 | 100.50 | 174.21 | 102.51 | 102.52 | 99.04  | 104.32 | 101.08 | 97.18  |
| 11月 | 103.94 | 91.55  | 101.28 | 125.49 | 92.44  | 145.34 | 101.40 | 101.32 | 99.97  | 102.47 | 100.47 | 98.67  |
| 12月 | 114.42 | 89.18  | 114.51 | 103.54 | 94.05  | 109.74 | 99.80  | 99.65  | 100.37 | 97.30  | 97.19  | 99.28  |

曜日・祝祭日指数(16年)

|     |        |        |        |        |        |        |        |        |        |        |        |        |       |
|-----|--------|--------|--------|--------|--------|--------|--------|--------|--------|--------|--------|--------|-------|
| 16年 | 1月     | 99.67  | 99.82  | 99.77  | 100.23 | 99.87  | 100.47 | 99.63  | 99.62  | 99.68  | 99.63  | 99.72  | 99.50 |
| 2月  | 101.91 | 102.20 | 101.89 | 101.24 | 102.34 | 100.68 | 101.74 | 101.74 | 102.14 | 101.48 | 101.57 | 101.62 |       |
| 3月  | 101.84 | 100.97 | 101.31 | 99.09  | 100.73 | 97.93  | 102.05 | 102.06 | 101.72 | 102.09 | 101.60 | 102.76 |       |
| 4月  | 100.39 | 100.27 | 100.52 | 101.61 | 100.17 | 102.40 | 100.52 | 100.52 | 100.18 | 100.78 | 100.77 | 100.51 |       |
| 5月  | 97.89  | 98.86  | 98.39  | 100.26 | 99.15  | 101.07 | 97.62  | 97.60  | 98.10  | 97.47  | 97.99  | 96.88  |       |
| 6月  | 100.58 | 100.36 | 100.60 | 101.10 | 100.24 | 101.54 | 100.71 | 100.72 | 100.40 | 100.92 | 100.84 | 100.81 |       |
| 7月  | 99.67  | 99.82  | 99.77  | 100.23 | 99.87  | 100.47 | 99.63  | 99.62  | 99.68  | 99.63  | 99.72  | 99.50  |       |
| 8月  | 99.86  | 99.91  | 99.85  | 99.73  | 99.94  | 99.62  | 99.82  | 99.82  | 99.90  | 99.77  | 99.79  | 99.80  |       |
| 9月  | 100.20 | 100.19 | 100.44 | 102.12 | 100.10 | 103.28 | 100.32 | 100.33 | 99.96  | 100.64 | 100.71 | 100.20 |       |
| 10月 | 98.65  | 99.20  | 98.72  | 98.29  | 99.44  | 97.75  | 98.39  | 98.37  | 98.98  | 98.02  | 98.24  | 98.08  |       |
| 11月 | 100.20 | 100.19 | 100.44 | 102.12 | 100.10 | 103.28 | 100.32 | 100.33 | 99.96  | 100.64 | 100.71 | 100.20 |       |
| 12月 | 100.68 | 100.45 | 100.82 | 102.16 | 100.30 | 103.17 | 100.88 | 100.87 | 100.38 | 101.24 | 101.20 | 100.92 |       |

曜日・祝祭日調整済季節指数(16年)

|     |        |        |        |        |        |        |        |        |        |        |        |        |       |
|-----|--------|--------|--------|--------|--------|--------|--------|--------|--------|--------|--------|--------|-------|
| 16年 | 1月     | 86.43  | 88.63  | 79.62  | 79.11  | 89.07  | 72.03  | 92.60  | 92.58  | 94.05  | 94.93  | 85.96  | 92.88 |
| 2月  | 95.54  | 105.64 | 86.82  | 97.23  | 119.49 | 79.44  | 99.74  | 99.72  | 102.16 | 101.02 | 94.97  | 104.97 |       |
| 3月  | 112.44 | 122.45 | 103.47 | 110.06 | 132.64 | 95.06  | 111.04 | 111.07 | 112.05 | 109.74 | 108.79 | 124.26 |       |
| 4月  | 100.17 | 121.83 | 104.19 | 89.37  | 111.95 | 73.04  | 98.89  | 98.87  | 92.63  | 101.49 | 104.34 | 97.36  |       |
| 5月  | 93.10  | 106.12 | 99.22  | 80.98  | 87.16  | 77.28  | 93.54  | 93.60  | 96.60  | 94.27  | 95.63  | 89.67  |       |
| 6月  | 99.92  | 94.15  | 107.34 | 81.00  | 83.64  | 80.53  | 102.25 | 102.32 | 101.52 | 103.30 | 107.94 | 103.47 |       |
| 7月  | 99.00  | 87.97  | 105.80 | 84.49  | 86.17  | 81.98  | 102.16 | 102.16 | 102.43 | 102.40 | 108.47 | 100.13 |       |
| 8月  | 93.07  | 89.41  | 99.26  | 92.18  | 98.75  | 87.08  | 93.81  | 93.81  | 95.99  | 89.55  | 95.66  | 89.28  |       |
| 9月  | 100.45 | 104.91 | 99.10  | 120.92 | 107.10 | 131.00 | 104.55 | 104.65 | 105.00 | 101.99 | 102.24 | 105.24 |       |
| 10月 | 102.16 | 99.91  | 100.43 | 138.36 | 99.94  | 170.29 | 100.86 | 100.85 | 98.03  | 102.25 | 99.30  | 95.31  |       |
| 11月 | 104.15 | 91.72  | 101.73 | 128.15 | 92.53  | 150.11 | 101.72 | 101.65 | 99.93  | 103.13 | 101.18 | 98.87  |       |
| 12月 | 115.20 | 89.58  | 115.45 | 105.78 | 94.33  | 113.22 | 100.68 | 100.52 | 100.75 | 98.51  | 98.36  | 100.19 |       |

曜日・祝祭日指数(17年)

|     |        |        |        |        |        |        |        |        |        |        |        |        |        |
|-----|--------|--------|--------|--------|--------|--------|--------|--------|--------|--------|--------|--------|--------|
| 17年 | 1月     | 99.98  | 99.81  | 99.28  | 94.84  | 99.94  | 91.97  | 99.73  | 99.73  | 100.52 | 98.98  | 98.69  | 100.18 |
| 2月  | 99.12  | 99.12  | 99.12  | 99.12  | 99.12  | 99.12  | 99.12  | 99.12  | 99.12  | 99.12  | 99.12  | 99.12  | 99.12  |
| 3月  | 100.49 | 100.37 | 100.74 | 102.68 | 100.23 | 104.05 | 100.68 | 100.68 | 100.16 | 101.10 | 101.14 | 100.60 |        |
| 4月  | 99.38  | 99.64  | 99.47  | 99.68  | 99.75  | 99.69  | 99.28  | 99.26  | 99.48  | 99.17  | 99.30  | 99.09  |        |
| 5月  | 98.90  | 99.48  | 99.44  | 102.24 | 99.58  | 103.87 | 98.85  | 98.84  | 98.79  | 99.07  | 99.46  | 98.28  |        |
| 6月  | 100.58 | 100.36 | 100.60 | 101.10 | 100.24 | 101.54 | 100.71 | 100.72 | 100.40 | 100.92 | 100.84 | 100.81 |        |
| 7月  | 98.65  | 99.20  | 98.72  | 98.29  | 99.44  | 97.75  | 98.39  | 98.37  | 98.98  | 98.02  | 98.24  | 98.08  |        |
| 8月  | 100.87 | 100.54 | 100.90 | 101.65 | 100.37 | 102.30 | 101.07 | 101.07 | 100.60 | 101.38 | 101.27 | 101.22 |        |
| 9月  | 100.20 | 100.19 | 100.44 | 102.12 | 100.10 | 103.28 | 100.32 | 100.33 | 99.96  | 100.64 | 100.71 | 100.20 |        |
| 10月 | 98.65  | 99.20  | 98.72  | 98.29  | 99.44  | 97.75  | 98.39  | 98.37  | 98.98  | 98.02  | 98.24  | 98.08  |        |
| 11月 | 100.20 | 100.19 | 100.44 | 102.12 | 100.10 | 103.28 | 100.32 | 100.33 | 99.96  | 100.64 | 100.71 | 100.20 |        |
| 12月 | 99.67  | 99.82  | 99.77  | 100.23 | 99.87  | 100.47 | 99.63  | 99.62  | 99.68  | 99.63  | 99.72  | 99.50  |        |

曜日・祝祭日調整済季節指数(17年)

|     |        |        |        |        |        |        |        |        |        |        |        |        |       |
|-----|--------|--------|--------|--------|--------|--------|--------|--------|--------|--------|--------|--------|-------|
| 17年 | 1月     | 86.70  | 88.62  | 79.23  | 74.86  | 89.14  | 65.93  | 92.69  | 92.68  | 94.84  | 94.31  | 85.07  | 93.52 |
| 2月  | 92.93  | 102.46 | 84.46  | 95.19  | 115.73 | 78.21  | 97.17  | 97.15  | 99.14  | 98.67  | 92.68  | 102.39 |       |
| 3月  | 110.95 | 121.72 | 102.89 | 114.05 | 131.98 | 101.00 | 109.55 | 109.57 | 110.34 | 108.67 | 108.30 | 121.65 |       |
| 4月  | 99.16  | 121.06 | 103.10 | 87.67  | 111.48 | 71.11  | 97.67  | 97.63  | 91.98  | 99.86  | 102.82 | 95.99  |       |
| 5月  | 94.06  | 106.78 | 100.28 | 82.58  | 87.54  | 79.42  | 94.72  | 94.79  | 97.28  | 95.82  | 97.06  | 90.97  |       |
| 6月  | 99.92  | 94.15  | 107.34 | 81.00  | 83.64  | 80.53  | 102.25 | 102.32 | 101.52 | 103.30 | 107.94 | 103.47 |       |
| 7月  | 97.99  | 87.42  | 104.68 | 82.86  | 85.80  | 79.76  | 100.89 | 100.88 | 101.71 | 100.74 | 106.86 | 98.70  |       |
| 8月  | 94.01  | 89.97  | 100.30 | 93.96  | 99.18  | 94.99  | 94.99  | 96.67  | 91.00  | 97.08  | 90.55  | 90.55  |       |
| 9月  | 100.45 | 104.91 | 99.10  | 120.92 | 107.10 | 131.00 | 104.55 | 104.65 | 105.00 | 101.99 | 102.24 | 105.24 |       |
| 10月 | 102.16 | 99.91  | 100.43 | 138.36 | 99.94  | 170.29 | 100.86 | 100.85 | 98.03  | 102.25 | 99.30  | 95.31  |       |
| 11月 | 104.15 | 91.72  | 101.73 | 128.15 | 92.53  | 150.11 | 101.72 | 101.65 | 99.93  | 103.13 | 101.18 | 98.87  |       |
| 12月 | 114.04 | 89.02  | 114.25 | 103.78 | 93.93  | 110.26 | 99.43  | 99.27  | 100.05 | 96.94  | 96.92  | 98.78  |       |

6. 業種別及び特殊分類別季節指数 6. Seasonal Indices by Industry and by Use of Goods  
(3) 生産者出荷指数 (3) Indices of Producer's Shipments

| 分類コード<br>時系列 | 製造業    |          |             |        |        |           |      |           |            |             |      | Industry Code |
|--------------|--------|----------|-------------|--------|--------|-----------|------|-----------|------------|-------------|------|---------------|
|              | 電気機械工業 | 情報通信機械工業 | 電子部品・デバイス工業 | 輸送機械工業 | 精密機械工業 | 窯業・土石製品工業 | 化学工業 | 石油・石炭製品工業 | プラスチック製品工業 | パルプ・紙・紙加工工業 | 繊維工業 |               |
|              | 260    | 261      | 262         | 263    | 264    | 265       | 266  | 267       | 268        | 269         | 270  | 271           |

季節指数

|     |        |        |        |        |        |        |        |        |        |        |        |        |      |
|-----|--------|--------|--------|--------|--------|--------|--------|--------|--------|--------|--------|--------|------|
| 1月  | 93.45  | 87.91  | 92.70  | 94.56  | 85.17  | 91.84  | 95.43  | 106.90 | 90.07  | 90.23  | 93.36  | 87.16  | Jan. |
| 2月  | 96.91  | 100.25 | 94.04  | 103.64 | 82.96  | 93.78  | 98.52  | 106.67 | 96.27  | 94.75  | 95.94  | 92.20  | Feb. |
| 3月  | 107.34 | 110.74 | 106.70 | 111.06 | 90.90  | 103.41 | 108.02 | 110.38 | 105.71 | 106.46 | 106.32 | 108.31 | Mar. |
| 4月  | 100.33 | 96.93  | 96.73  | 96.56  | 103.11 | 100.67 | 98.63  | 93.73  | 101.43 | 101.16 | 98.72  | 106.56 | Apr. |
| 5月  | 94.89  | 97.30  | 99.38  | 91.72  | 104.26 | 97.07  | 95.04  | 91.92  | 96.08  | 97.11  | 97.52  | 101.18 | May. |
| 6月  | 101.74 | 106.79 | 103.15 | 101.97 | 101.90 | 102.04 | 97.75  | 89.87  | 102.59 | 100.01 | 100.72 | 100.20 | Jun. |
| 7月  | 102.20 | 107.47 | 101.59 | 105.44 | 104.95 | 102.53 | 102.35 | 94.72  | 105.36 | 101.91 | 102.28 | 101.44 | Jul. |
| 8月  | 93.06  | 90.44  | 98.03  | 85.21  | 104.48 | 94.49  | 96.08  | 95.89  | 95.26  | 95.22  | 95.81  | 95.47  | Aug. |
| 9月  | 103.79 | 106.84 | 107.02 | 104.85 | 107.31 | 102.81 | 102.18 | 94.82  | 102.34 | 102.17 | 104.12 | 96.24  | Sep. |
| 10月 | 102.60 | 103.08 | 102.17 | 106.11 | 105.65 | 104.46 | 102.59 | 98.12  | 103.39 | 105.30 | 102.05 | 98.30  | Oct. |
| 11月 | 102.43 | 99.76  | 99.55  | 103.57 | 102.08 | 103.50 | 100.99 | 102.02 | 102.32 | 104.26 | 103.29 | 101.01 | Nov. |
| 12月 | 101.35 | 91.97  | 98.82  | 95.30  | 107.52 | 103.31 | 102.39 | 115.02 | 99.07  | 101.39 | 99.85  | 111.87 | Dec. |

曜日・祝祭日指数(16年)

|     |        |        |        |        |        |        |        |        |        |        |        |        |        |           |
|-----|--------|--------|--------|--------|--------|--------|--------|--------|--------|--------|--------|--------|--------|-----------|
| 16年 | 1月     | 99.50  | 99.48  | 99.64  | 99.54  | 99.99  | 99.56  | 99.78  | 99.91  | 99.73  | 99.70  | 99.76  | 99.76  | Jan. 2004 |
| 2月  | 101.54 | 100.93 | 102.02 | 101.10 | 103.06 | 101.49 | 101.80 | 102.31 | 101.92 | 101.94 | 102.19 | 101.88 | 101.88 | Feb.      |
| 3月  | 102.73 | 102.92 | 101.96 | 102.62 | 99.96  | 102.40 | 101.22 | 100.49 | 101.53 | 101.64 | 101.31 | 101.37 | 101.37 | Mar.      |
| 4月  | 100.59 | 101.17 | 100.26 | 101.05 | 99.60  | 100.69 | 100.61 | 100.25 | 100.44 | 100.40 | 100.21 | 100.51 | 100.51 | Apr.      |
| 5月  | 96.88  | 96.45  | 97.82  | 96.80  | 100.20 | 97.18  | 98.44  | 99.37  | 98.20  | 98.10  | 98.52  | 98.34  | 98.34  | May.      |
| 6月  | 100.87 | 101.35 | 100.50 | 101.21 | 99.69  | 100.90 | 100.66 | 100.27 | 100.57 | 100.56 | 100.36 | 100.60 | 100.60 | Jun.      |
| 7月  | 99.50  | 99.48  | 99.64  | 99.54  | 99.99  |        |        |        |        |        |        |        |        |           |

6. 業種別及び特殊分類別季節指数 6. Seasonal Indices by Industry and by Use of Goods  
(3) 生産者出荷指数 (3) Indices of Producer's Shipments

| 分類コード | 業種別                 |                 |                  |                        |        |            |                   |                      |                       |                                   |           |                             |
|-------|---------------------|-----------------|------------------|------------------------|--------|------------|-------------------|----------------------|-----------------------|-----------------------------------|-----------|-----------------------------|
|       | その他工業               | ゴム製品工業          | 皮革製品工業           | 木材・木製品工業               | 鉱業     | その他用生産財    | 金属製品工業            | 電気機械工業               | 精密機械工業                | 窯業・土石製品工業                         | 化学工業      | 石油・石炭製品工業                   |
| 時系列   | Other manufacturing | Rubber products | Leather products | Wood and wood products | Mining | For others | Fabricated metals | Electrical machinery | Precision instruments | Ceramics, stone and clay products | Chemicals | Petroleum and coal products |
|       | 272                 | 273             | 274              | 275                    | 276    | 277        | 278               | 279                  | 280                   | 281                               | 282       | 283                         |

| 季節指数 |        |        |        |        |        |        |        |        |        |        |        |        |
|------|--------|--------|--------|--------|--------|--------|--------|--------|--------|--------|--------|--------|
| 1月   | 93.42  | 92.68  | 89.60  | 96.18  | 93.84  | 93.81  | 97.30  | 78.04  | 90.20  | 87.33  | 78.79  | 105.36 |
| 2    | 97.51  | 98.39  | 94.48  | 95.68  | 103.73 | 99.47  | 104.62 | 84.07  | 102.00 | 93.41  | 103.59 | 105.61 |
| 3    | 106.19 | 109.15 | 100.13 | 97.65  | 110.04 | 107.44 | 111.60 | 94.87  | 102.99 | 108.22 | 105.07 | 109.95 |
| 4    | 97.54  | 98.26  | 97.36  | 93.15  | 95.65  | 98.96  | 105.97 | 89.60  | 96.06  | 103.03 | 104.64 | 95.87  |
| 5    | 94.51  | 93.96  | 96.53  | 97.28  | 93.79  | 93.98  | 97.83  | 85.42  | 84.08  | 101.43 | 94.05  | 91.44  |
| 6    | 101.82 | 102.15 | 102.88 | 100.31 | 96.00  | 99.26  | 101.01 | 92.20  | 103.64 | 112.45 | 108.79 | 93.74  |
| 7    | 104.20 | 104.56 | 111.71 | 101.88 | 98.43  | 100.42 | 97.21  | 92.27  | 103.54 | 109.47 | 103.39 | 97.73  |
| 8    | 91.05  | 88.95  | 96.46  | 97.31  | 93.02  | 93.23  | 88.08  | 85.77  | 96.79  | 94.85  | 86.38  | 99.27  |
| 9    | 104.81 | 104.54 | 101.21 | 106.35 | 98.88  | 101.21 | 99.58  | 102.85 | 112.52 | 102.73 | 106.38 | 98.24  |
| 10   | 106.40 | 106.42 | 102.03 | 107.60 | 101.90 | 103.57 | 99.74  | 113.76 | 100.33 | 95.73  | 109.07 | 98.18  |
| 11   | 104.37 | 103.54 | 103.32 | 107.63 | 108.76 | 103.59 | 100.21 | 130.50 | 107.10 | 95.66  | 103.72 | 97.81  |
| 12   | 98.11  | 97.34  | 104.35 | 98.96  | 105.98 | 104.95 | 96.70  | 150.24 | 101.05 | 95.77  | 95.45  | 106.58 |

| 曜日・祝祭日指数(16年) |        |        |        |        |        |        |        |        |        |        |        |        |
|---------------|--------|--------|--------|--------|--------|--------|--------|--------|--------|--------|--------|--------|
| 16年 1月        | 99.67  | 99.64  | 99.90  | 99.72  | 99.92  | 99.68  | 99.45  | 99.42  | 100.33 | 99.77  | 99.06  | 99.84  |
| 2             | 101.63 | 101.46 | 102.48 | 102.04 | 102.45 | 101.71 | 101.51 | 101.12 | 102.81 | 102.02 | 100.40 | 101.98 |
| 3             | 101.86 | 102.04 | 100.57 | 101.54 | 100.42 | 101.80 | 103.03 | 103.23 | 98.31  | 101.28 | 105.21 | 100.93 |
| 4             | 100.67 | 100.80 | 100.06 | 100.32 | 100.12 | 100.60 | 100.56 | 100.92 | 100.18 | 100.39 | 101.24 | 100.50 |
| 5             | 97.76  | 97.51  | 99.36  | 98.24  | 99.50  | 97.85  | 96.57  | 96.24  | 101.75 | 98.48  | 94.07  | 98.81  |
| 6             | 100.80 | 100.93 | 100.13 | 100.48 | 100.16 | 100.74 | 100.89 | 101.20 | 99.88  | 100.50 | 101.75 | 100.53 |
| 7             | 99.67  | 99.64  | 99.90  | 99.72  | 99.92  | 99.68  | 99.45  | 99.42  | 100.33 | 99.77  | 99.06  | 99.84  |
| 8             | 99.80  | 99.77  | 99.97  | 99.88  | 99.96  | 99.82  | 99.78  | 99.70  | 100.03 | 99.88  | 99.56  | 99.87  |
| 9             | 100.54 | 100.67 | 99.98  | 100.15 | 100.09 | 100.47 | 100.21 | 100.63 | 100.49 | 100.28 | 100.72 | 100.47 |
| 10            | 98.27  | 98.01  | 99.66  | 98.89  | 99.64  | 98.38  | 97.89  | 97.34  | 100.54 | 98.90  | 96.01  | 98.92  |
| 11            | 100.54 | 100.67 | 99.98  | 100.15 | 100.09 | 100.47 | 100.21 | 100.63 | 100.49 | 100.28 | 100.72 | 100.47 |
| 12            | 101.07 | 101.26 | 100.13 | 100.55 | 100.20 | 100.97 | 101.01 | 101.51 | 100.12 | 100.63 | 102.12 | 100.76 |

| 曜日・祝祭日調整済季節指数(16年) |        |        |        |        |        |        |        |        |        |        |        |        |
|--------------------|--------|--------|--------|--------|--------|--------|--------|--------|--------|--------|--------|--------|
| 16年 1月             | 93.11  | 92.35  | 89.51  | 95.91  | 93.76  | 93.51  | 96.76  | 77.59  | 90.50  | 87.13  | 78.05  | 105.19 |
| 2                  | 99.10  | 99.83  | 96.82  | 97.63  | 106.27 | 101.17 | 106.20 | 85.01  | 104.87 | 95.30  | 104.00 | 107.70 |
| 3                  | 108.17 | 111.38 | 100.70 | 99.15  | 110.50 | 109.37 | 114.98 | 97.93  | 101.25 | 109.61 | 110.54 | 110.97 |
| 4                  | 98.19  | 99.05  | 97.42  | 93.45  | 95.76  | 99.55  | 106.56 | 90.42  | 96.23  | 103.43 | 105.94 | 96.35  |
| 5                  | 92.39  | 91.62  | 95.91  | 95.57  | 93.32  | 91.96  | 94.47  | 82.21  | 85.55  | 99.89  | 88.47  | 90.35  |
| 6                  | 102.63 | 103.10 | 103.01 | 100.79 | 96.15  | 99.99  | 101.91 | 93.31  | 103.52 | 113.01 | 110.69 | 94.24  |
| 7                  | 103.86 | 104.18 | 111.60 | 101.59 | 98.35  | 100.10 | 96.68  | 91.73  | 103.88 | 109.22 | 102.42 | 97.57  |
| 8                  | 90.87  | 88.75  | 96.43  | 97.19  | 92.98  | 93.06  | 87.89  | 85.51  | 96.82  | 94.74  | 86.00  | 99.14  |
| 9                  | 105.38 | 105.24 | 101.19 | 106.51 | 98.97  | 101.69 | 99.79  | 103.50 | 113.07 | 103.02 | 107.15 | 98.70  |
| 10                 | 104.56 | 104.30 | 101.68 | 106.41 | 101.53 | 101.89 | 97.64  | 110.73 | 100.87 | 94.68  | 104.72 | 97.12  |
| 11                 | 104.93 | 104.23 | 103.30 | 107.79 | 108.86 | 104.08 | 100.42 | 131.32 | 107.62 | 95.93  | 104.47 | 98.27  |
| 12                 | 99.16  | 98.57  | 104.49 | 99.50  | 106.19 | 105.97 | 97.68  | 152.51 | 101.17 | 96.37  | 97.47  | 107.39 |

| 曜日・祝祭日指数(17年) |        |        |        |        |        |        |        |        |        |        |        |        |
|---------------|--------|--------|--------|--------|--------|--------|--------|--------|--------|--------|--------|--------|
| 17年 1月        | 99.17  | 98.90  | 100.17 | 100.02 | 99.90  | 99.32  | 100.18 | 99.25  | 98.42  | 99.65  | 99.40  | 99.12  |
| 2             | 99.12  | 99.12  | 99.12  | 99.12  | 99.12  | 99.12  | 99.12  | 99.12  | 99.12  | 99.12  | 99.12  | 99.12  |
| 3             | 100.94 | 101.13 | 100.05 | 100.38 | 100.17 | 100.84 | 100.66 | 101.23 | 100.43 | 100.52 | 101.59 | 100.73 |
| 4             | 99.27  | 99.17  | 99.83  | 99.48  | 99.84  | 99.31  | 99.00  | 98.82  | 100.39 | 99.52  | 98.19  | 99.58  |
| 5             | 99.15  | 99.13  | 99.60  | 99.06  | 99.78  | 99.14  | 98.11  | 98.30  | 101.54 | 99.34  | 97.06  | 99.73  |
| 6             | 100.80 | 100.93 | 100.13 | 100.48 | 100.16 | 100.74 | 100.89 | 101.20 | 99.88  | 100.50 | 101.75 | 100.53 |
| 7             | 98.27  | 98.01  | 99.66  | 98.89  | 99.64  | 98.38  | 97.89  | 97.34  | 100.54 | 98.90  | 96.01  | 98.92  |
| 8             | 101.20 | 101.39 | 100.20 | 100.71 | 100.24 | 101.11 | 101.34 | 101.80 | 99.82  | 100.74 | 102.63 | 100.79 |
| 9             | 100.54 | 100.67 | 99.98  | 100.15 | 100.09 | 100.47 | 100.21 | 100.63 | 100.49 | 100.28 | 100.72 | 100.47 |
| 10            | 98.27  | 98.01  | 99.66  | 98.89  | 99.64  | 98.38  | 97.89  | 97.34  | 100.54 | 98.90  | 96.01  | 98.92  |
| 11            | 100.54 | 100.67 | 99.98  | 100.15 | 100.09 | 100.47 | 100.21 | 100.63 | 100.49 | 100.28 | 100.72 | 100.47 |
| 12            | 99.67  | 99.64  | 99.90  | 99.72  | 99.92  | 99.68  | 99.45  | 99.42  | 100.33 | 99.77  | 99.06  | 99.84  |

| 曜日・祝祭日調整済季節指数(17年) |        |        |        |        |        |        |        |        |        |        |        |        |
|--------------------|--------|--------|--------|--------|--------|--------|--------|--------|--------|--------|--------|--------|
| 17年 1月             | 92.64  | 91.66  | 89.75  | 96.20  | 93.75  | 93.17  | 97.48  | 77.45  | 88.77  | 87.02  | 78.32  | 104.43 |
| 2                  | 96.65  | 97.52  | 93.65  | 94.84  | 102.82 | 98.59  | 103.70 | 83.33  | 101.10 | 92.59  | 102.68 | 104.68 |
| 3                  | 107.19 | 110.38 | 100.18 | 98.02  | 110.23 | 108.34 | 112.34 | 96.04  | 103.43 | 108.78 | 106.74 | 110.75 |
| 4                  | 96.83  | 97.44  | 97.19  | 92.67  | 95.50  | 98.28  | 104.91 | 88.54  | 96.43  | 102.54 | 102.75 | 95.47  |
| 5                  | 93.71  | 93.14  | 96.14  | 96.37  | 93.58  | 93.17  | 95.98  | 83.97  | 85.37  | 100.76 | 91.28  | 91.19  |
| 6                  | 102.63 | 103.10 | 103.01 | 100.79 | 96.15  | 99.99  | 101.91 | 93.31  | 103.52 | 113.01 | 110.69 | 94.24  |
| 7                  | 102.40 | 102.48 | 111.33 | 100.75 | 98.08  | 98.79  | 95.16  | 89.82  | 104.10 | 108.27 | 99.26  | 96.67  |
| 8                  | 92.14  | 90.19  | 96.65  | 98.00  | 93.24  | 94.26  | 89.26  | 87.31  | 96.62  | 95.55  | 88.65  | 100.05 |
| 9                  | 105.38 | 105.24 | 101.19 | 106.51 | 98.97  | 101.69 | 99.79  | 103.50 | 113.07 | 103.02 | 107.15 | 98.70  |
| 10                 | 104.56 | 104.30 | 101.68 | 106.41 | 101.53 | 101.89 | 97.64  | 110.73 | 100.87 | 94.68  | 104.72 | 97.12  |
| 11                 | 104.93 | 104.23 | 103.30 | 107.79 | 108.86 | 104.08 | 100.42 | 131.32 | 107.62 | 95.93  | 104.47 | 98.27  |
| 12                 | 97.79  | 96.99  | 104.25 | 98.68  | 105.90 | 104.61 | 96.17  | 149.37 | 101.38 | 95.55  | 94.55  | 106.41 |

6. 業種別及び特殊分類別季節指数 6. Seasonal Indices by Industry and by Use of Goods  
(3) 生産者出荷指数 (3) Indices of Producer's Shipments

| 分類コード | 業種別                            |                     |                 |                |        | Time series     |
|-------|--------------------------------|---------------------|-----------------|----------------|--------|-----------------|
|       | パルプ・紙・紙加工工業                    | その他工業               | ゴム製品工業          | その他製品工業        | 鉱業     |                 |
| 時系列   | Pulp, paper and paper products | Other manufacturing | Rubber products | Other products | Mining | Industries Code |
|       | 284                            | 285                 | 286             | 287            | 288    |                 |

| 季節指数 |        |        |        |        |        |      |
|------|--------|--------|--------|--------|--------|------|
| 1月   | 95.70  | 87.50  | 87.93  | 85.34  | 119.21 | Jan. |
| 2    | 95.29  | 94.63  | 94.21  | 96.22  | 111.58 | Feb. |
| 3    | 109.06 | 107.48 | 106.69 | 112.02 | 107.40 | Mar. |
| 4    | 99.53  | 102.70 | 101.19 | 108.50 | 87.54  | Apr. |
| 5    | 101.32 | 96.47  | 94.74  | 104.62 | 86.29  | May. |
| 6    | 101.19 | 104.35 | 104.26 | 104.80 | 86.26  | Jun. |
| 7    | 99.37  | 104.98 | 106.30 | 95.39  | 94.25  | Jul. |
| 8    | 93.84  | 89.46  | 90.39  | 86.46  | 95.01  | Aug. |
| 9    | 102.97 | 102.35 | 102.97 | 98.88  | 95.33  | Sep. |
| 10   | 102.40 | 108.26 | 109.00 | 104.57 | 95.60  | Oct. |
| 11   | 102.12 | 103.56 | 104.84 | 99.32  | 103.90 | Nov. |
| 12   | 97.23  | 98.30  | 104.49 | 97.45  | 117.23 | Dec. |

| 曜日・祝祭日調整済季節指数(2004) |        |        |        |        |        |           |
|---------------------|--------|--------|--------|--------|--------|-----------|
| 16年 1月              | 99.65  | 99.73  | 99.79  | 99.50  | 99.36  | Jan. 2004 |
| 2                   | 102.05 | 101.66 | 101.68 | 101.64 | 101.92 | Feb.      |
| 3                   | 101.88 | 101.54 | 101.24 | 102.69 | 103.35 | Mar.      |
| 4                   | 100.24 | 100.70 | 100.74 | 100.49 | 100.07 | Apr.      |
| 5                   | 97.90  | 98.08  | 98.38  | 96.95  | 96.41  | May.      |
| 6                   | 100.47 | 100.78 | 100.76 | 100.79 | 100.57 | Jun.      |
| 7                   | 99.65  | 99.73  | 99.79  | 99.50  | 99.36  | Jul.      |
| 8                   | 99.88  | 99.81  | 99.81  | 99.80  | 99.86  | Aug.      |
| 9                   | 100.00 | 100.63 | 100.72 | 100.19 | 99.57  | Sep.      |
| 10                  | 98.83  | 98.37  | 98.46  | 98.12  | 98.37  | Oct.      |
| 11                  | 100.00 | 100.63 | 100.72 | 100.19 | 99.57  | Nov.      |
| 12                  | 100.47 | 101.08 | 101.12 | 100.88 | 100.35 | Dec.      |

| 曜日・祝祭日調整済季節指数(2005) |        |        |        |        |        |           |
|---------------------|--------|--------|--------|--------|--------|-----------|
| 16年 1月              | 95.37  | 87.26  | 87.75  | 84.91  | 118.45 | Jan. 2004 |
| 2                   | 97.24  | 96.20  | 95.79  | 97.80  | 113.72 | Feb.      |
| 3                   | 111.11 | 109.14 | 108.01 | 115.03 | 111.00 | Mar.      |
| 4                   | 99.77  | 103.42 | 101.94 | 109.03 | 87.60  | Apr.      |
| 5                   | 99.19  | 94.62  | 93.21  | 101.43 | 83.19  | May.      |
| 6                   | 101.67 | 105.16 | 105.05 | 105.63 | 86.75  | Jun.      |
| 7                   | 99.02  | 104.70 | 106.08 | 94.91  | 93.65  | Jul.      |
| 8                   | 93.73  | 89.29  | 90.22  | 86.29  | 94.88  | Aug.      |
| 9                   | 102.97 | 102.99 | 103.71 | 99.07  | 94.92  | Sep.      |
| 10                  | 101.20 | 106.50 | 107.32 | 102.60 | 94.04  | Oct.      |
| 11                  | 102.12 | 104.21 | 105.59 | 99.51  | 103.45 | Nov.      |
| 12                  | 97.69  | 99.36  | 98.54  | 105.41 | 117.64 | Dec.      |

6. 業種別及び特殊分類別季節指数 6. Seasonal Indices by Industry and by Use of Goods  
(3) 生産者出荷指数 (3) Indices of Producer's Shipments

| 分類コード | 業種別                      |                    |                  |               |   |                             |                 |                                    |                 |                  |                |             |
|-------|--------------------------|--------------------|------------------|---------------|---|-----------------------------|-----------------|------------------------------------|-----------------|------------------|----------------|-------------|
|       | 鉱工業                      | 最終需要財              | 投資財              | 資本財           | 資本財(除輸送機械)                                | 製造設備用                       | 電力用             | 通信・放送用                             | 農業用             | 建設用              | 輸送用            | 事務用         |
| 時系列   | Mining and manufacturing | Final demand goods | Investment goods | Capital goods | Capital goods (excl. Transport equipment) | For manufacturing equipment | For electricity | For communication and broadcasting | For agriculture | For construction | For transports | For offices |
|       | 300                      | 301                | 302              | 303           | 304                                       | 305                         | 306             | 307                                | 308             | 309              | 310            | 311         |

| 季節指数 |        |        |        |        |        |        |        |        |        |        |        |        |
|------|--------|--------|--------|--------|--------|--------|--------|--------|--------|--------|--------|--------|
| 1月   | 90.31  | 87.75  | 91.82  | 91.57  | 87.96  | 86.40  | 91.73  | 100.47 | 75.54  | 87.67  | 99.65  | 92.36  |
| 2月   | 98.60  | 98.93  | 101.19 | 101.68 | 102.02 | 97.47  | 116.11 | 108.48 | 94.70  | 99.22  | 100.85 | 104.12 |
| 3月   | 116.99 | 124.62 | 138.24 | 146.89 | 151.58 | 149.87 | 167.18 | 158.83 | 142.02 | 139.75 | 138.68 | 140.35 |
| 4月   | 95.55  | 92.75  | 88.03  | 86.52  | 86.43  | 88.06  | 72.41  | 91.79  | 98.68  | 88.53  | 85.84  | 88.50  |
| 5月   | 92.80  | 90.45  | 86.56  | 85.75  | 85.57  | 86.26  | 69.85  | 85.79  | 89.42  | 84.31  | 80.64  | 89.52  |
| 6月   | 101.17 | 100.61 | 97.55  | 97.90  | 99.57  | 100.09 | 89.90  | 94.53  | 91.17  | 90.68  | 100.87 | 101.02 |
| 7月   | 101.43 | 100.08 | 96.63  | 95.79  | 92.49  | 95.53  | 77.43  | 89.97  | 95.52  | 92.61  | 106.34 | 93.01  |
| 8月   | 92.55  | 90.96  | 90.37  | 90.06  | 91.45  | 94.30  | 87.95  | 81.05  | 101.89 | 92.55  | 84.97  | 87.90  |
| 9月   | 107.57 | 110.70 | 116.82 | 121.22 | 121.10 | 123.30 | 136.98 | 104.91 | 112.88 | 130.68 | 122.60 | 118.14 |
| 10月  | 100.60 | 99.83  | 95.95  | 91.97  | 88.33  | 88.10  | 83.75  | 86.20  | 79.03  | 96.91  | 100.79 | 90.96  |
| 11月  | 101.22 | 100.94 | 97.94  | 94.30  | 93.86  | 94.47  | 94.37  | 98.04  | 103.32 | 100.99 | 93.97  | 93.39  |
| 12月  | 101.20 | 102.44 | 98.84  | 96.30  | 99.54  | 96.05  | 112.24 | 100.19 | 114.79 | 96.08  | 85.09  | 100.80 |

| 曜日・祝祭日指数(16年) |        |        |        |        |        |        |        |        |        |        |        |        |
|---------------|--------|--------|--------|--------|--------|--------|--------|--------|--------|--------|--------|--------|
| 16年 1月        | 99.69  | 99.74  | 99.77  | 99.82  | 99.73  | 100.12 | 98.97  | 99.14  | 99.87  | 99.70  | 100.01 | 99.84  |
| 2月            | 101.83 | 101.93 | 102.12 | 102.28 | 102.25 | 103.20 | 102.28 | 100.73 | 103.00 | 102.29 | 102.65 | 101.68 |
| 3月            | 101.73 | 101.46 | 101.28 | 100.97 | 101.41 | 99.30  | 105.26 | 104.78 | 100.60 | 101.57 | 99.94  | 100.99 |
| 4月            | 100.49 | 100.44 | 100.29 | 100.18 | 100.13 | 99.58  | 99.33  | 101.00 | 99.53  | 100.06 | 100.02 | 100.79 |
| 5月            | 97.97  | 98.28  | 98.53  | 98.88  | 98.44  | 100.91 | 94.64  | 94.60  | 99.52  | 98.30  | 100.06 | 98.64  |
| 6月            | 100.64 | 100.56 | 100.42 | 100.29 | 100.32 | 99.57  | 100.29 | 101.50 | 99.73  | 100.29 | 100.01 | 100.76 |
| 7月            | 99.69  | 99.74  | 99.77  | 99.82  | 99.73  | 100.12 | 98.97  | 99.14  | 99.87  | 99.70  | 100.01 | 99.84  |
| 8月            | 99.84  | 99.86  | 99.90  | 99.93  | 99.92  | 100.11 | 99.93  | 99.63  | 100.07 | 99.93  | 100.00 | 99.81  |
| 9月            | 100.34 | 100.32 | 100.16 | 100.08 | 99.95  | 99.60  | 98.36  | 100.50 | 99.33  | 99.83  | 100.04 | 100.82 |
| 10月           | 98.57  | 98.76  | 99.04  | 99.30  | 99.17  | 100.86 | 98.47  | 96.52  | 100.33 | 99.20  | 100.00 | 98.52  |
| 11月           | 100.34 | 100.32 | 100.16 | 100.08 | 99.95  | 99.60  | 98.36  | 100.50 | 99.33  | 99.83  | 100.04 | 100.82 |
| 12月           | 100.81 | 100.72 | 100.50 | 100.33 | 100.29 | 99.37  | 99.47  | 101.75 | 99.40  | 100.20 | 100.02 | 101.17 |

| 曜日・祝祭日調整済季節指数(16年) |        |        |        |        |        |        |        |        |        |        |        |        |
|--------------------|--------|--------|--------|--------|--------|--------|--------|--------|--------|--------|--------|--------|
| 16年 1月             | 90.03  | 87.52  | 91.61  | 91.41  | 87.72  | 86.50  | 90.79  | 99.61  | 75.44  | 87.41  | 99.66  | 92.21  |
| 2月                 | 100.40 | 100.84 | 103.34 | 104.00 | 104.32 | 100.59 | 118.76 | 109.27 | 97.54  | 101.49 | 103.52 | 105.87 |
| 3月                 | 119.01 | 126.44 | 140.01 | 148.31 | 153.72 | 148.82 | 175.97 | 166.42 | 142.87 | 141.94 | 138.60 | 141.74 |
| 4月                 | 96.02  | 93.16  | 88.29  | 86.68  | 86.54  | 87.69  | 71.92  | 92.71  | 98.22  | 88.58  | 85.86  | 89.20  |
| 5月                 | 90.92  | 88.89  | 85.29  | 84.79  | 84.24  | 87.04  | 66.11  | 81.16  | 88.99  | 82.88  | 80.69  | 88.30  |
| 6月                 | 101.82 | 101.17 | 97.96  | 98.18  | 99.89  | 99.66  | 90.16  | 95.95  | 90.92  | 90.94  | 100.88 | 101.79 |
| 7月                 | 101.12 | 99.82  | 96.41  | 95.62  | 92.24  | 95.64  | 76.63  | 89.20  | 95.40  | 92.33  | 106.35 | 92.86  |
| 8月                 | 92.40  | 90.83  | 90.28  | 90.00  | 91.38  | 94.40  | 87.89  | 80.75  | 101.96 | 92.49  | 84.97  | 87.73  |
| 9月                 | 107.94 | 111.05 | 117.01 | 121.32 | 121.04 | 122.81 | 134.73 | 105.43 | 112.12 | 130.46 | 122.65 | 119.11 |
| 10月                | 99.16  | 98.59  | 95.03  | 91.33  | 87.60  | 88.86  | 82.47  | 83.20  | 79.29  | 96.13  | 100.79 | 89.61  |
| 11月                | 101.56 | 101.26 | 98.10  | 94.38  | 93.81  | 94.09  | 92.82  | 98.53  | 102.63 | 100.82 | 94.01  | 94.16  |
| 12月                | 102.02 | 103.18 | 99.33  | 96.62  | 99.83  | 95.44  | 111.65 | 101.94 | 114.10 | 96.27  | 85.11  | 101.98 |

| 曜日・祝祭日指数(17年) |        |        |        |        |        |        |        |        |        |        |        |        |
|---------------|--------|--------|--------|--------|--------|--------|--------|--------|--------|--------|--------|--------|
| 17年 1月        | 99.62  | 99.60  | 99.94  | 100.05 | 100.47 | 100.77 | 105.16 | 99.87  | 101.75 | 100.79 | 99.90  | 98.31  |
| 2月            | 99.12  | 99.12  | 99.12  | 99.12  | 99.12  | 99.12  | 99.12  | 99.12  | 99.12  | 99.12  | 99.12  | 99.12  |
| 3月            | 100.66 | 100.60 | 100.37 | 100.23 | 100.11 | 99.39  | 98.50  | 101.24 | 99.20  | 99.97  | 100.04 | 101.20 |
| 4月            | 99.37  | 99.46  | 99.56  | 99.67  | 99.57  | 100.33 | 98.82  | 98.40  | 100.00 | 99.56  | 100.01 | 99.46  |
| 5月            | 99.08  | 99.25  | 99.25  | 99.40  | 98.99  | 100.17 | 95.12  | 97.17  | 99.07  | 98.79  | 100.07 | 99.96  |
| 6月            | 100.64 | 100.56 | 100.42 | 100.29 | 100.32 | 99.57  | 100.29 | 101.50 | 99.73  | 100.29 | 100.01 | 100.76 |
| 7月            | 98.57  | 98.76  | 99.04  | 99.30  | 99.17  | 100.86 | 98.47  | 96.52  | 100.33 | 99.20  | 100.00 | 98.52  |
| 8月            | 100.96 | 100.84 | 100.63 | 100.44 | 100.48 | 99.36  | 100.43 | 102.25 | 99.60  | 100.43 | 100.01 | 101.14 |
| 9月            | 100.34 | 100.32 | 100.16 | 100.08 | 99.95  | 99.60  | 98.36  | 100.50 | 99.33  | 99.83  | 100.04 | 100.82 |
| 10月           | 98.57  | 98.76  | 99.04  | 99.30  | 99.17  | 100.86 | 98.47  | 96.52  | 100.33 | 99.20  | 100.00 | 98.52  |
| 11月           | 100.34 | 100.32 | 100.16 | 100.08 | 99.95  | 99.60  | 98.36  | 100.50 | 99.33  | 99.83  | 100.04 | 100.82 |
| 12月           | 99.69  | 99.74  | 99.77  | 99.82  | 99.73  | 100.12 | 98.97  | 99.14  | 99.87  | 99.70  | 100.01 | 99.84  |

| 曜日・祝祭日調整済季節指数(17年) |        |        |        |        |        |        |        |        |        |        |        |        |
|--------------------|--------|--------|--------|--------|--------|--------|--------|--------|--------|--------|--------|--------|
| 17年 1月             | 89.97  | 87.40  | 91.76  | 91.62  | 88.37  | 87.07  | 96.46  | 100.34 | 76.86  | 88.36  | 99.55  | 90.80  |
| 2月                 | 97.73  | 98.06  | 100.30 | 100.79 | 101.12 | 96.61  | 115.09 | 107.53 | 93.87  | 98.35  | 99.96  | 103.20 |
| 3月                 | 117.76 | 125.37 | 138.75 | 147.23 | 151.75 | 148.96 | 164.67 | 160.80 | 140.88 | 139.71 | 138.74 | 142.03 |
| 4月                 | 94.95  | 92.25  | 87.64  | 86.23  | 86.06  | 88.35  | 71.56  | 90.32  | 98.68  | 88.14  | 85.85  | 88.02  |
| 5月                 | 91.95  | 89.77  | 85.91  | 85.24  | 84.71  | 86.41  | 66.44  | 83.36  | 88.59  | 83.29  | 80.70  | 89.48  |
| 6月                 | 101.82 | 101.17 | 97.96  | 98.18  | 99.89  | 99.66  | 90.16  | 95.95  | 90.92  | 90.94  | 100.88 | 101.79 |
| 7月                 | 99.98  | 98.84  | 95.70  | 95.12  | 91.72  | 96.35  | 76.25  | 86.84  | 95.84  | 91.87  | 106.34 | 91.63  |
| 8月                 | 93.44  | 91.72  | 90.94  | 90.46  | 91.89  | 93.70  | 88.33  | 82.87  | 101.48 | 92.95  | 84.98  | 88.90  |
| 9月                 | 107.94 | 111.05 | 117.01 | 121.32 | 121.04 | 122.81 | 134.73 | 105.43 | 112.12 | 130.46 | 122.65 | 119.11 |
| 10月                | 99.16  | 98.59  | 95.03  | 91.33  | 87.60  | 88.86  | 82.47  | 83.20  | 79.29  | 96.13  | 100.79 | 89.61  |
| 11月                | 101.56 | 101.26 | 98.10  | 94.38  | 93.81  | 94.09  | 92.82  | 98.53  | 102.63 | 100.82 | 94.01  | 94.16  |
| 12月                | 100.89 | 102.17 | 98.61  | 96.13  | 99.27  | 96.17  | 111.08 | 99.33  | 114.64 | 95.79  | 85.10  | 100.64 |

6. 業種別及び特殊分類別季節指数 6. Seasonal Indices by Industry and by Use of Goods  
(3) 生産者出荷指数 (3) Indices of Producer's Shipments

| 分類コード | 業種別                 |                    |                  |                 |                |                        |                |                                   |                              |                             |                                | Industries Code            |
|-------|---------------------|--------------------|------------------|-----------------|----------------|------------------------|----------------|-----------------------------------|------------------------------|-----------------------------|--------------------------------|----------------------------|
|       | その他の資本財             | 建設財                | 建築用              | 土木用             | 消費財            | 耐久消費財                  | 家事用            | 冷暖房用                              | 家具・装飾品用                      | 娯楽用                         | 乗用車・二輪車                        |                            |
| 時系列   | Other capital goods | Construction goods | For construction | For engineering | Consumer goods | Durable consumer goods | For house work | For heating and cooling equipment | For furniture and furnishing | For education and amusement | Passenger cars and motorcycles | Non-durable consumer goods |
|       | 312                 | 313                | 314              | 315             | 316            | 317                    | 318            | 319                               | 320                          | 321                         | 322                            | 323                        |

| 季節指数 |        |        |        |        |        |        |        |        |        |        |        |        |
|------|--------|--------|--------|--------|--------|--------|--------|--------|--------|--------|--------|--------|
| 1月   | 82.72  | 92.55  | 92.32  | 95.22  | 84.55  | 86.54  | 80.12  | 54.24  | 93.15  | 76.61  | 91.50  | 82.93  |
| 2月   | 101.35 | 98.92  | 97.23  | 106.78 | 96.64  | 102.70 | 95.77  | 72.41  | 100.48 | 89.91  | 109.70 | 91.20  |
| 3月   | 153.60 | 117.81 | 104.81 | 169.20 | 112.86 | 121.49 | 136.27 | 128.27 | 111.18 | 113.50 | 123.67 | 105.22 |
| 4月   | 90.50  | 91.44  | 93.95  | 82.81  | 96.73  | 91.24  | 95.73  | 70.61  | 99.39  | 92.90  | 91.28  | 101.57 |
| 5月   | 89.09  | 89.48  | 92.39  | 77.95  | 93.64  | 89.61  | 80.00  | 100.85 | 87.38  | 94.88  | 87.54  | 98.21  |
| 6月   | 99.47  | 95.61  | 98.16  | 86.22  | 102.84 | 102.79 | 95.48  | 156.78 | 88.71  | 105.36 | 100.20 | 102.70 |
| 7月   | 98.46  | 98.92  | 101.77 | 87.39  | 103.83 | 103.58 | 112.24 | 157.39 | 92.08  | 99.02  | 103.75 | 103.37 |
| 8月   | 89.04  | 91.82  | 94.38  | 81.28  | 91.26  | 84.51  | 94.52  | 65.37  | 89.69  | 89.20  | 80.34  | 98.65  |
| 9月   | 127.76 | 106.04 | 105.97 | 106.73 | 105.31 | 109.73 | 103.88 | 99.59  | 104.36 | 112.55 | 110.06 | 101.17 |
| 10月  | 86.85  | 104.67 | 107.21 | 95.68  | 103.17 | 102.99 | 90.91  | 89.90  | 112.21 | 112.43 | 100.22 | 103.35 |
| 11月  | 87.82  | 107.46 | 107.74 | 102.85 | 103.87 | 104.55 | 97.82  | 105.09 | 111.36 | 112.89 | 103.17 | 101.45 |
| 12月  | 93.50  | 105.28 | 104.13 | 107.84 | 105.36 | 100.41 | 117.25 | 99.41  | 109.91 | 100.82 | 98.82  | 110.09 |

| 曜日・祝祭日調整済季節指数(16年) |        |        |        |        |        |        |        |        |        |        |        |        |
|--------------------|--------|--------|--------|--------|--------|--------|--------|--------|--------|--------|--------|--------|
| 16年 1月             | 99.50  | 99.69  | 99.65  | 99.69  | 99.76  | 99.70  | 99.91  | 99.88  | 99.53  | 99.58  | 99.70  | 99.79  |
| 2月                 | 101.69 | 101.81 | 101.73 | 101.99 | 101.82 | 101.69 | 102.05 | 103.11 | 101.56 | 100.94 | 101.89 | 101.92 |
| 3月                 | 102.72 | 101.76 | 101.96 | 101.69 | 101.39 | 101.69 | 100.58 | 100.53 | 102.61 | 102.46 | 101.64 | 101.19 |
| 4月                 | 100.44 | 100.51 | 100.55 | 100.34 | 100.57 | 100.64 | 100.50 | 99.44  | 100.59 | 101.24 | 100.45 | 100.50 |
| 5月                 | 96.95  | 97.93  | 97.70  | 98.08  | 98.30  | 97.95  | 99.19  | 99.62  | 97.01  | 98.89  | 98.08  | 98.52  |
| 6月                 | 100.75 | 100.66 | 100.72 | 100.52 | 100.65 | 100.75 | 100.47 | 99.65  | 1      |        |        |        |

6. 業種別及び特殊分類別季節指数 6. Seasonal Indices by Industry and by Use of Goods  
 (3) 生産者出荷指数 (3) Indices of Producer's Shipments

| 分類<br>コード | 業種別                      |   |  |                              | 生産財<br>Producer goods | 鉱工業用<br>生産財<br>For mining<br>and<br>manufacturing | その他用<br>生産財<br>For others | Industries<br>Code |
|-----------|--------------------------|---|--|------------------------------|-----------------------|---|---------------------------|--------------------|
|           | 家事用<br>For house<br>work | 教育・娯<br>楽用<br>For education<br>and<br>amusement | 被服・<br>履き物<br>Clothing and<br>footwear | 飲食料品<br>Food and<br>beverage |                       |   |                           |                    |
| 時系列       | 324                      | 325   | 326                                    | 327                          | 328                   | 329   | 330                       | Time series        |

| 季節指数 |        | Seasonal Index |        |        |        |        |        |      |
|------|--------|----------------|--------|--------|--------|--------|--------|------|
| 1月   | 84.45  | 88.58          | 88.47  | 78.98  | 92.94  | 92.93  | 93.81  | Jan. |
| 2    | 97.19  | 88.73          | 106.41 | 85.54  | 98.03  | 98.01  | 99.47  | Feb. |
| 3    | 108.00 | 101.80         | 123.33 | 102.66 | 108.81 | 108.83 | 107.44 | Mar. |
| 4    | 98.96  | 96.25          | 119.44 | 103.82 | 98.38  | 98.36  | 98.96  | Apr. |
| 5    | 92.87  | 98.38          | 102.99 | 100.98 | 95.82  | 95.90  | 93.98  | May  |
| 6    | 101.21 | 96.30          | 92.14  | 105.20 | 101.53 | 101.59 | 99.26  | Jun. |
| 7    | 102.97 | 104.89         | 88.07  | 105.67 | 102.54 | 102.55 | 100.42 | Jul. |
| 8    | 92.71  | 106.68         | 91.01  | 98.95  | 93.98  | 93.98  | 93.23  | Aug. |
| 9    | 103.58 | 102.55         | 105.38 | 98.63  | 104.22 | 104.31 | 101.21 | Sep. |
| 10   | 105.16 | 105.17         | 100.82 | 101.82 | 102.51 | 102.52 | 103.57 | Oct. |
| 11   | 103.73 | 100.69         | 91.69  | 102.36 | 101.40 | 101.32 | 103.59 | Nov. |
| 12   | 108.97 | 109.84         | 90.08  | 114.39 | 99.80  | 99.65  | 104.95 | Dec. |

| 曜日・祝祭日指数(16年) |        | "Trading-day and holiday" Index (2004) |        |        |        |        |        |           |
|---------------|--------|--|--------|--------|--------|--------|--------|-----------|
| 16年 1月        | 99.62  | 99.86                                  | 99.84  | 99.84  | 99.63  | 99.62  | 99.68  | Jan. 2004 |
| 2             | 101.72 | 101.85                                 | 102.21 | 102.00 | 101.74 | 101.74 | 101.71 | Feb.      |
| 3             | 102.09 | 100.85                                 | 100.86 | 100.91 | 102.05 | 102.06 | 101.80 | Mar.      |
| 4             | 100.53 | 100.64                                 | 100.28 | 100.48 | 100.52 | 100.52 | 100.60 | Apr.      |
| 5             | 97.56  | 98.84                                  | 98.97  | 98.83  | 97.62  | 97.60  | 97.85  | May       |
| 6             | 100.73 | 100.62                                 | 100.35 | 100.51 | 100.71 | 100.72 | 100.74 | Jun.      |
| 7             | 99.62  | 99.86                                  | 99.84  | 99.84  | 99.63  | 99.62  | 99.68  | Jul.      |
| 8             | 99.82  | 99.84                                  | 99.91  | 99.87  | 99.82  | 99.82  | 99.82  | Aug.      |
| 9             | 100.33 | 100.66                                 | 100.21 | 100.45 | 100.32 | 100.33 | 100.47 | Sep.      |
| 10            | 98.34  | 98.77                                  | 99.24  | 98.94  | 98.39  | 98.37  | 98.38  | Oct.      |
| 11            | 100.33 | 100.66                                 | 100.21 | 100.45 | 100.32 | 100.33 | 100.47 | Nov.      |
| 12            | 100.89 | 100.96                                 | 100.45 | 100.74 | 100.88 | 100.87 | 100.97 | Dec.      |

| 曜日・祝祭日調整済季節指数(16年) |        | Seasonal Index without "Trading-day and holiday" effects (2004) |        |        |        |        |        |           |
|--------------------|--------|---|--------|--------|--------|--------|--------|-----------|
| 16年 1月             | 84.13  | 88.46   | 88.33  | 78.85  | 92.60  | 92.58  | 93.51  | Jan. 2004 |
| 2                  | 98.86  | 90.37   | 108.76 | 87.25  | 99.74  | 99.72  | 101.17 | Feb.      |
| 3                  | 110.26 | 102.67  | 124.39 | 103.59 | 111.04 | 111.07 | 109.37 | Mar.      |
| 4                  | 99.48  | 96.87   | 119.77 | 104.32 | 98.89  | 98.87  | 99.55  | Apr.      |
| 5                  | 90.60  | 97.24   | 101.93 | 99.80  | 93.54  | 93.60  | 91.96  | May       |
| 6                  | 101.95 | 96.90   | 92.46  | 106.74 | 102.25 | 102.32 | 99.99  | Jun.      |
| 7                  | 102.58 | 104.74  | 87.93  | 105.50 | 102.16 | 102.16 | 100.10 | Jul.      |
| 8                  | 92.54  | 106.51  | 90.93  | 98.82  | 93.81  | 93.81  | 93.06  | Aug.      |
| 9                  | 103.92 | 103.23  | 105.60 | 99.07  | 104.55 | 104.65 | 101.69 | Sep.      |
| 10                 | 103.41 | 103.88  | 100.05 | 100.74 | 100.86 | 100.85 | 101.89 | Oct.      |
| 11                 | 104.07 | 101.35  | 91.88  | 102.82 | 101.72 | 101.65 | 104.08 | Nov.      |
| 12                 | 109.94 | 110.89  | 90.49  | 115.24 | 100.68 | 100.52 | 105.97 | Dec.      |

| 曜日・祝祭日指数(17年) |        | "Trading-day and holiday" Index (2005) |        |        |        |        |        |           |
|---------------|--------|--|--------|--------|--------|--------|--------|-----------|
| 17年 1月        | 99.71  | 98.64                                  | 99.72  | 99.14  | 99.73  | 99.73  | 99.32  | Jan. 2005 |
| 2             | 99.12  | 99.12                                  | 99.12  | 99.12  | 99.12  | 99.12  | 99.12  | Feb.      |
| 3             | 100.69 | 100.98                                 | 100.38 | 100.71 | 100.68 | 100.68 | 100.84 | Mar.      |
| 4             | 99.25  | 99.55                                  | 99.67  | 99.59  | 99.28  | 99.26  | 99.31  | Apr.      |
| 5             | 98.83  | 99.93                                  | 99.57  | 99.73  | 98.85  | 98.84  | 99.14  | May       |
| 6             | 100.73 | 100.62                                 | 100.35 | 100.51 | 100.71 | 100.72 | 100.74 | Jun.      |
| 7             | 98.34  | 98.77                                  | 99.24  | 98.94  | 98.39  | 98.37  | 98.38  | Jul.      |
| 8             | 101.09 | 100.94                                 | 100.52 | 100.77 | 101.07 | 101.07 | 101.11 | Aug.      |
| 9             | 100.33 | 100.66                                 | 100.21 | 100.45 | 100.32 | 100.33 | 100.47 | Sep.      |
| 10            | 98.34  | 98.77                                  | 99.24  | 98.94  | 98.39  | 98.37  | 98.38  | Oct.      |
| 11            | 100.33 | 100.66                                 | 100.21 | 100.45 | 100.32 | 100.33 | 100.47 | Nov.      |
| 12            | 99.62  | 99.86                                  | 99.84  | 99.84  | 99.63  | 99.62  | 99.68  | Dec.      |

| 曜日・祝祭日調整済季節指数(17年) |        | Seasonal Index without "Trading-day and holiday" effects (2005) |        |        |        |        |        |           |
|--------------------|--------|---|--------|--------|--------|--------|--------|-----------|
| 17年 1月             | 84.21  | 87.38   | 88.22  | 78.30  | 92.69  | 92.68  | 93.17  | Jan. 2005 |
| 2                  | 96.33  | 87.95   | 105.47 | 84.79  | 97.17  | 97.15  | 98.59  | Feb.      |
| 3                  | 108.75 | 102.80  | 123.80 | 103.39 | 109.55 | 109.57 | 108.34 | Mar.      |
| 4                  | 98.22  | 95.82   | 119.05 | 103.39 | 97.67  | 97.63  | 98.28  | Apr.      |
| 5                  | 91.78  | 98.31   | 102.55 | 100.71 | 94.72  | 94.79  | 93.17  | May       |
| 6                  | 101.95 | 96.90   | 92.46  | 106.74 | 102.25 | 102.32 | 99.99  | Jun.      |
| 7                  | 101.26 | 103.60  | 87.40  | 104.55 | 100.89 | 100.88 | 98.79  | Jul.      |
| 8                  | 93.72  | 107.68  | 91.48  | 99.71  | 94.99  | 94.99  | 94.26  | Aug.      |
| 9                  | 103.92 | 103.23  | 105.60 | 99.07  | 104.55 | 104.65 | 101.69 | Sep.      |
| 10                 | 103.41 | 103.88  | 100.05 | 100.74 | 100.86 | 100.85 | 101.89 | Oct.      |
| 11                 | 104.07 | 101.35  | 91.88  | 102.82 | 101.72 | 101.65 | 104.08 | Nov.      |
| 12                 | 108.56 | 109.69  | 89.94  | 114.21 | 99.43  | 99.27  | 104.61 | Dec.      |



6. 業種別及び特殊分類別季節指数 6. Seasonal Indices by Industry and by Use of Goods

(4) 生産者製品在庫指数及び生産者製品在庫率指数

(4) Indices of Producer's Inventory of Finished Goods and Producer's Inventory Ratio of Finished Goods

| 分類コード<br>時系列 | 製造工業                     |               |                |   |                  |                       |                     |                       |                             |                  |                    |                                |     |
|--------------|--------------------------|---------------|----------------|---|------------------|-----------------------|---------------------|-----------------------|-----------------------------|------------------|--------------------|--------------------------------|-----|
|              | 1                        | 2             | 3              | 4                                       | 5                | 6                     | 7                   | 8                     | 9                           | 10               | 11                 | 12                             |     |
|              | 鉱工業                      | 製造工業          | 鉄鋼業            | 鉄鋼業                                     | 鉄鋼業              | 鉄鋼業                   | 鉄鋼業                 | 鉄鋼業                   | 鉄鋼業                         | 鉄鋼業              | 鉄鋼業                | 鉄鋼業                            | 鉄鋼業 |
|              | Mining and manufacturing | Manufacturing | Iron and steel | Crude steel (incl. Semi-finished steel) | Hot rolled steel | Steel pipes and tubes | Cold finished steel | Metallic coated steel | Steel castings and forgings | (Ordinary steel) | Non-ferrous metals | Refining of non-ferrous metals |     |

生産者製品在庫指数

| 16年    | 1月     | 2      | 3      | 4      | 5      | 6      | 7      | 8      | 9      | 10     | 11     | 12 |
|--------|--------|--------|--------|--------|--------|--------|--------|--------|--------|--------|--------|----|
| 102.12 | 102.07 | 103.68 | 103.91 | 102.29 | 107.36 | 104.03 | 107.53 | 103.27 | 105.39 | 100.33 | 100.66 |    |
| 102.61 | 102.61 | 100.53 | 98.52  | 99.50  | 105.83 | 98.71  | 101.13 | 101.52 | 99.70  | 100.82 | 105.59 |    |
| 95.01  | 95.02  | 93.15  | 94.96  | 92.64  | 87.51  | 93.39  | 94.96  | 96.19  | 92.79  | 100.00 | 103.44 |    |
| 97.22  | 97.21  | 98.52  | 97.92  | 99.55  | 101.41 | 98.22  | 97.96  | 96.40  | 98.35  | 99.90  | 99.83  |    |
| 100.35 | 100.35 | 101.45 | 101.02 | 101.34 | 101.84 | 101.47 | 103.06 | 96.63  | 102.07 | 101.05 | 104.91 |    |
| 100.99 | 100.97 | 102.15 | 103.79 | 101.46 | 100.33 | 102.06 | 101.22 | 98.38  | 101.46 | 102.72 | 104.57 |    |
| 102.52 | 102.51 | 99.93  | 102.42 | 98.20  | 97.63  | 99.11  | 98.90  | 99.30  | 98.77  | 101.47 | 98.44  |    |
| 101.47 | 101.52 | 103.14 | 101.59 | 104.21 | 104.77 | 101.55 | 103.29 | 99.44  | 103.01 | 98.72  | 102.65 |    |
| 97.15  | 97.17  | 97.26  | 96.79  | 99.52  | 91.23  | 98.81  | 99.25  | 100.97 | 98.70  | 97.80  | 97.85  |    |
| 100.77 | 100.72 | 99.78  | 99.24  | 101.56 | 99.75  | 101.81 | 99.76  | 101.73 | 101.13 | 97.81  | 93.53  |    |
| 101.64 | 101.66 | 99.87  | 99.13  | 100.20 | 101.46 | 101.41 | 96.29  | 102.65 | 99.32  | 98.16  | 90.35  |    |
| 98.20  | 98.23  | 100.75 | 100.82 | 99.84  | 100.54 | 99.64  | 96.67  | 103.66 | 99.52  | 101.24 | 98.36  |    |

生産者製品在庫率指数

| 16年    | 1月     | 2      | 3      | 4      | 5      | 6      | 7      | 8      | 9      | 10     | 11     | 12 |
|--------|--------|--------|--------|--------|--------|--------|--------|--------|--------|--------|--------|----|
| 113.09 | 113.08 | 106.81 | 100.78 | 104.41 | 114.64 | 109.24 | 114.44 | 108.51 | 109.66 | 107.53 | 100.92 |    |
| 104.10 | 104.12 | 103.45 | 106.80 | 103.34 | 100.75 | 100.55 | 100.97 | 102.90 | 102.28 | 100.64 | 107.97 |    |
| 86.05  | 86.05  | 87.46  | 93.11  | 87.52  | 72.25  | 87.01  | 86.75  | 85.78  | 85.70  | 93.36  | 97.21  |    |
| 97.96  | 97.96  | 102.62 | 97.99  | 101.98 | 122.71 | 102.39 | 104.16 | 96.15  | 103.72 | 99.36  | 100.25 |    |
| 104.61 | 104.60 | 100.20 | 96.71  | 99.67  | 104.61 | 100.78 | 105.36 | 100.24 | 102.89 | 104.19 | 108.36 |    |
| 101.50 | 101.50 | 100.85 | 102.55 | 102.74 | 97.01  | 100.51 | 101.69 | 97.88  | 101.88 | 101.66 | 104.06 |    |
| 99.47  | 99.47  | 97.89  | 105.22 | 97.09  | 96.68  | 95.39  | 92.78  | 96.85  | 95.52  | 98.87  | 99.09  |    |
| 107.87 | 107.87 | 105.88 | 104.11 | 105.74 | 109.24 | 103.19 | 106.66 | 110.62 | 104.72 | 107.90 | 108.11 |    |
| 93.01  | 93.01  | 96.20  | 103.49 | 95.36  | 77.67  | 96.72  | 95.06  | 99.60  | 95.06  | 96.30  | 96.92  |    |
| 98.85  | 98.84  | 100.91 | 94.84  | 100.42 | 108.73 | 101.55 | 99.68  | 96.53  | 100.82 | 91.95  | 90.87  |    |
| 97.61  | 97.61  | 97.60  | 96.91  | 99.87  | 97.67  | 102.12 | 94.08  | 100.24 | 96.98  | 94.81  | 89.04  |    |
| 95.93  | 95.94  | 100.45 | 97.81  | 102.14 | 98.06  | 100.72 | 98.36  | 104.83 | 100.93 | 103.64 | 97.30  |    |

6. 業種別及び特殊分類別季節指数 6. Seasonal Indices by Industry and by Use of Goods

(4) 生産者製品在庫指数及び生産者製品在庫率指数 (4) Indices of Producer's Inventory of Finished Goods Producer's Inventory Ratio of Finished Goods

| 分類コード<br>時系列 | 製造工業   |                           |                            |                   |                                      |                            |                                   |                      |                   |                         |  |                    | Industries Code |
|--------------|--|---------------------------|----------------------------|-------------------|--------------------------------------|----------------------------|-----------------------------------|----------------------|-------------------|-------------------------|--|--------------------|-----------------|
|              | 13   | 14                        | 15                         | 16                | 17                                   | 18                         | 19                                | 20                   | 21                | 22                      | 23                                     | 24                 |                 |
|              | 銅・アルミニウム圧延製品   | 電線・ケーブル                   | 非鉄金属物                      | 金属製品              | 建設用金属製品                              | 建築用金属製品                    | 暖めよう房熱機器                          | その他の金属製品             | 一般機械              | ボイラ・原動機                 | 土木建設機械                                 | 化学機械               |                 |
|              | Copper and copper-base alloys and aluminium rolling products | Electric wires and cables | Non-ferrous metal castings | Fabricated metals | Fabricated structural metal products | Metal products of building | Equipment for heating and kitchen | Other metal products | General machinery | Boilers and power units | Engineering and construction machinery | Chemical machinery |                 |

Index of Producer's Inventory of Finished Goods

| 16年    | 1月     | 2    | 3      | 4    | 5      | 6      | 7      | 8      | 9      | 10     | 11   | 12        |
|--------|--------|------|--------|------|--------|--------|--------|--------|--------|--------|------|-----------|
| 99.89  | 98.10  | 0.00 | 91.89  | 0.00 | 102.77 | 73.39  | 99.68  | 104.96 | 107.07 | 109.26 | 0.00 | Jan. 2004 |
| 99.58  | 99.41  | 0.00 | 95.64  | 0.00 | 105.48 | 78.98  | 101.28 | 106.53 | 103.81 | 107.66 | 0.00 | Feb.      |
| 98.35  | 99.32  | 0.00 | 96.02  | 0.00 | 101.12 | 80.92  | 102.56 | 93.68  | 89.92  | 85.79  | 0.00 | Mar.      |
| 100.10 | 100.14 | 0.00 | 98.37  | 0.00 | 99.55  | 90.77  | 101.88 | 95.51  | 90.53  | 91.85  | 0.00 | Apr.      |
| 100.89 | 100.56 | 0.00 | 101.61 | 0.00 | 99.37  | 104.04 | 101.53 | 97.91  | 92.84  | 95.48  | 0.00 | May.      |
| 100.00 | 103.55 | 0.00 | 104.66 | 0.00 | 98.88  | 116.39 | 100.94 | 100.89 | 100.08 | 101.59 | 0.00 | Jun.      |
| 99.18  | 102.55 | 0.00 | 108.20 | 0.00 | 98.49  | 126.05 | 101.42 | 103.87 | 103.34 | 110.49 | 0.00 | Jul.      |
| 98.61  | 98.11  | 0.00 | 108.93 | 0.00 | 100.99 | 130.95 | 98.59  | 100.88 | 98.42  | 105.47 | 0.00 | Aug.      |
| 99.30  | 98.08  | 0.00 | 105.23 | 0.00 | 100.25 | 118.76 | 98.35  | 93.91  | 92.01  | 89.18  | 0.00 | Sep.      |
| 97.86  | 99.03  | 0.00 | 102.78 | 0.00 | 99.86  | 111.17 | 99.05  | 99.51  | 104.34 | 97.24  | 0.00 | Oct.      |
| 101.94 | 99.52  | 0.00 | 96.40  | 0.00 | 96.98  | 94.17  | 98.52  | 101.17 | 112.43 | 101.41 | 0.00 | Nov.      |
| 104.42 | 101.65 | 0.00 | 90.32  | 0.00 | 96.31  | 74.47  | 96.26  | 101.07 | 104.77 | 104.51 | 0.00 | Dec.      |

Index of Producer's Inventory Ratio of Finished Goods

| 16年    | 1月     | 2    | 3      | 4    | 5      | 6      | 7      | 8      | 9      | 10     | 11   | 12        |
|--------|--------|------|--------|------|--------|--------|--------|--------|--------|--------|------|-----------|
| 108.49 | 104.21 | 0.00 | 111.71 | 0.00 | 119.29 | 90.95  | 116.15 | 117.98 | 110.64 | 117.72 | 0.00 | Jan. 2004 |
| 102.05 | 97.23  | 0.00 | 109.46 | 0.00 | 117.91 | 95.33  | 108.80 | 99.62  | 93.79  | 98.07  | 0.00 | Feb.      |
| 91.57  | 94.53  | 0.00 | 91.64  | 0.00 | 99.48  | 72.55  | 96.73  | 70.52  | 73.82  | 55.13  | 0.00 | Mar.      |
| 97.04  | 100.78 | 0.00 | 99.61  | 0.00 | 103.03 | 96.70  | 97.85  | 93.45  | 88.34  | 103.34 | 0.00 | Apr.      |
| 100.29 | 107.42 | 0.00 | 106.32 | 0.00 | 99.04  | 126.17 | 101.25 | 98.81  | 104.60 | 109.11 | 0.00 | May.      |
| 96.62  | 103.84 | 0.00 | 101.12 | 0.00 | 97.71  | 122.38 | 95.94  | 94.23  | 103.88 | 102.32 | 0.00 | Jun.      |
| 94.91  | 100.97 | 0.00 | 97.74  | 0.00 | 89.65  | 117.75 | 95.17  | 98.67  | 102.67 | 112.64 | 0.00 | Jul.      |
| 110.11 | 106.69 | 0.00 | 108.13 | 0.00 | 107.07 | 123.97 | 102.43 | 111.45 | 105.46 | 106.88 | 0.00 | Aug.      |
| 99.68  | 94.43  | 0.00 | 97.50  | 0.00 | 95.91  | 101.09 | 97.18  | 87.29  | 86.18  | 63.17  | 0.00 | Sep.      |
| 93.52  | 92.23  | 0.00 | 93.88  | 0.00 | 89.02  | 94.63  | 95.85  | 110.90 | 112.58 | 107.54 | 0.00 | Oct.      |
| 98.79  | 95.08  | 0.00 | 91.52  | 0.00 | 88.28  | 86.60  | 96.49  | 108.57 | 115.75 | 104.15 | 0.00 | Nov.      |
| 107.15 | 102.75 | 0.00 | 91.44  | 0.00 | 93.55  | 71.72  | 96.27  | 108.46 | 101.94 | 119.86 | 0.00 | Dec.      |



6. 業種別及び特殊分類別季節指数 6. Seasonal Indices by Industry and by Use of Goods

(4) 生産者製品在庫指数及び生産者製品在庫率指数 (4) Indices of Producer's Inventory of Finished Goods Producer's Inventory Ratio of Finished Goods

| 分類コード<br>時系列 | 特殊産業機                        | 風水力機械・油圧機器                              | 運搬機械                | 産業用ロボット           | 農業用機械                  | 金属工作機                   | 金属加工機                   | 繊維機械              | 事務用機械            | 冷凍機・同応用製品                             | 金型             | 機械工具               |
|--------------|------------------------------|---|---------------------|-------------------|------------------------|-------------------------|-------------------------|-------------------|------------------|---------------------------------------|----------------|--------------------|
|              | Special industrial machinery | Fans, pumps and oil hydraulic equipment | Conveying machinery | Industrial robots | Agricultural machinery | Metal cutting machinery | Metal forming machinery | Textile machinery | Office machinery | Refrigerating machines and appliances | Molds and dies | Tools for machines |
|              | 25                           | 26                                      | 27                  | 28                | 29                     | 30                      | 31                      | 32                | 33               | 34                                    | 35             | 36                 |

生産者製品在庫指数

| 16年 1月 | 101.15 | 103.00 | 0.00 | 0.00 | 103.18 | 106.63 | 112.89 | 111.68 | 102.02 | 109.26 | 0.00 | 101.05 |
|--------|--------|--------|------|------|--------|--------|--------|--------|--------|--------|------|--------|
| 2      | 102.48 | 107.23 | 0.00 | 0.00 | 113.08 | 106.12 | 93.56  | 111.85 | 106.23 | 108.81 | 0.00 | 101.42 |
| 3      | 96.50  | 94.34  | 0.00 | 0.00 | 90.95  | 89.63  | 86.00  | 94.13  | 86.86  | 99.74  | 0.00 | 97.11  |
| 4      | 95.50  | 95.68  | 0.00 | 0.00 | 96.27  | 92.93  | 96.72  | 92.83  | 91.63  | 97.54  | 0.00 | 96.84  |
| 5      | 95.51  | 98.20  | 0.00 | 0.00 | 99.91  | 96.84  | 88.08  | 99.47  | 97.73  | 95.95  | 0.00 | 96.42  |
| 6      | 96.51  | 98.91  | 0.00 | 0.00 | 105.21 | 100.91 | 99.49  | 97.93  | 105.85 | 94.93  | 0.00 | 98.44  |
| 7      | 97.04  | 100.40 | 0.00 | 0.00 | 111.63 | 102.58 | 112.33 | 100.22 | 111.30 | 95.11  | 0.00 | 101.43 |
| 8      | 104.05 | 102.12 | 0.00 | 0.00 | 102.19 | 102.35 | 123.31 | 94.91  | 101.56 | 91.97  | 0.00 | 102.63 |
| 9      | 101.07 | 97.73  | 0.00 | 0.00 | 90.15  | 92.89  | 84.83  | 87.63  | 92.08  | 95.26  | 0.00 | 100.39 |
| 10     | 102.37 | 98.69  | 0.00 | 0.00 | 97.13  | 99.98  | 98.25  | 96.08  | 100.77 | 102.01 | 0.00 | 102.50 |
| 11     | 102.55 | 101.41 | 0.00 | 0.00 | 97.28  | 106.05 | 106.01 | 102.93 | 100.39 | 104.64 | 0.00 | 100.45 |
| 12     | 105.22 | 102.34 | 0.00 | 0.00 | 92.73  | 103.26 | 98.03  | 109.87 | 103.27 | 104.97 | 0.00 | 101.25 |

生産者製品在庫率指数

| 16年 1月 | 0.00 | 113.13 | 0.00 | 0.00 | 0.00 | 121.53 | 0.00 | 0.00 | 106.18 | 130.75 | 0.00 | 104.61 |
|--------|------|--------|------|------|------|--------|------|------|--------|--------|------|--------|
| 2      | 0.00 | 105.34 | 0.00 | 0.00 | 0.00 | 105.14 | 0.00 | 0.00 | 104.94 | 100.39 | 0.00 | 103.01 |
| 3      | 0.00 | 67.95  | 0.00 | 0.00 | 0.00 | 61.17  | 0.00 | 0.00 | 64.59  | 70.95  | 0.00 | 89.36  |
| 4      | 0.00 | 107.52 | 0.00 | 0.00 | 0.00 | 100.05 | 0.00 | 0.00 | 93.56  | 78.93  | 0.00 | 93.09  |
| 5      | 0.00 | 110.77 | 0.00 | 0.00 | 0.00 | 105.22 | 0.00 | 0.00 | 98.64  | 79.99  | 0.00 | 97.64  |
| 6      | 0.00 | 99.08  | 0.00 | 0.00 | 0.00 | 102.25 | 0.00 | 0.00 | 103.27 | 74.46  | 0.00 | 96.51  |
| 7      | 0.00 | 99.22  | 0.00 | 0.00 | 0.00 | 101.52 | 0.00 | 0.00 | 107.16 | 84.35  | 0.00 | 104.35 |
| 8      | 0.00 | 109.73 | 0.00 | 0.00 | 0.00 | 104.27 | 0.00 | 0.00 | 107.96 | 119.10 | 0.00 | 110.31 |
| 9      | 0.00 | 78.94  | 0.00 | 0.00 | 0.00 | 71.48  | 0.00 | 0.00 | 83.84  | 105.93 | 0.00 | 98.45  |
| 10     | 0.00 | 98.99  | 0.00 | 0.00 | 0.00 | 112.19 | 0.00 | 0.00 | 115.46 | 122.95 | 0.00 | 102.16 |
| 11     | 0.00 | 103.49 | 0.00 | 0.00 | 0.00 | 111.99 | 0.00 | 0.00 | 105.88 | 119.42 | 0.00 | 97.41  |
| 12     | 0.00 | 106.05 | 0.00 | 0.00 | 0.00 | 102.92 | 0.00 | 0.00 | 107.04 | 113.03 | 0.00 | 103.05 |

6. 業種別及び特殊分類別季節指数 6. Seasonal Indices by Industry and by Use of Goods

(4) 生産者製品在庫指数及び生産者製品在庫率指数 (4) Indices of Producer's Inventory of Finished Goods Producer's Inventory Ratio of Finished Goods

| 分類コード<br>時系列 | その他の一般機械                   | 一般機械器具部品                      | 電気機械工業               | 回転電気機                         | 静止電気機                           | 開閉制御装置・機械         | 民生用電気機械                        | 配線・照明用器具                      | 電子応用装置                          | 電気計測器                            | 電池        | 情報通信機械工業  | Industries Code |
|--------------|----------------------------|-------------------------------|----------------------|-------------------------------|---------------------------------|-------------------|--------------------------------|-------------------------------|---------------------------------|----------------------------------|-----------|---|-----------------|
|              | Other industrial machinery | Parts of industrial machinery | Electrical machinery | Electrical rotating machinery | Electrical stationary machinery | Switching devices | Household electrical machinery | Wiring devices and luminaries | Associated electronic equipment | Electrical measuring instruments | Batteries | Information and communication electronics equipment |                 |
|              | 37                         | 38                            | 39                   | 40                            | 41                              | 42                | 43                             | 44                            | 45                              | 46                               | 47        | 48  | Time series     |

| Indices of Producer's Inventory of Finished Goods |        |        |      |        |      |        |        |      |      |        |        |        |           |
|---|--------|--------|------|--------|------|--------|--------|------|------|--------|--------|--------|-----------|
| 100.45  | 100.58 | 102.97 | 0.00 | 103.99 | 0.00 | 106.62 | 101.87 | 0.00 | 0.00 | 97.83  | 98.61  | 98.61  | Jan. 2004 |
| 109.35  | 101.22 | 106.32 | 0.00 | 95.39  | 0.00 | 113.61 | 100.35 | 0.00 | 0.00 | 98.85  | 103.35 | 103.35 | Feb.      |
| 97.14   | 99.29  | 92.11  | 0.00 | 93.81  | 0.00 | 93.47  | 92.98  | 0.00 | 0.00 | 89.59  | 92.86  | 92.86  | Mar.      |
| 101.04  | 97.62  | 100.03 | 0.00 | 95.37  | 0.00 | 107.18 | 93.56  | 0.00 | 0.00 | 92.16  | 94.28  | 94.28  | Apr.      |
| 106.49  | 100.61 | 107.69 | 0.00 | 98.10  | 0.00 | 120.76 | 95.66  | 0.00 | 0.00 | 98.46  | 106.20 | 106.20 | May.      |
| 109.95  | 102.01 | 107.51 | 0.00 | 101.23 | 0.00 | 114.39 | 99.60  | 0.00 | 0.00 | 103.79 | 102.88 | 102.88 | Jun.      |
| 107.45  | 104.25 | 102.58 | 0.00 | 101.81 | 0.00 | 100.05 | 102.41 | 0.00 | 0.00 | 110.46 | 107.46 | 107.46 | Jul.      |
| 103.64  | 100.85 | 97.16  | 0.00 | 100.94 | 0.00 | 88.52  | 101.70 | 0.00 | 0.00 | 103.83 | 106.71 | 106.71 | Aug.      |
| 96.83   | 98.44  | 91.26  | 0.00 | 100.11 | 0.00 | 80.57  | 101.17 | 0.00 | 0.00 | 95.75  | 93.09  | 93.09  | Sep.      |
| 94.75   | 97.36  | 97.92  | 0.00 | 102.23 | 0.00 | 89.54  | 106.46 | 0.00 | 0.00 | 104.24 | 102.10 | 102.10 | Oct.      |
| 86.91   | 99.29  | 99.86  | 0.00 | 102.95 | 0.00 | 94.42  | 105.32 | 0.00 | 0.00 | 106.36 | 100.51 | 100.51 | Nov.      |
| 86.06   | 98.13  | 94.61  | 0.00 | 104.25 | 0.00 | 90.79  | 98.99  | 0.00 | 0.00 | 98.90  | 91.85  | 91.85  | Dec.      |

| Indices of Producer's Inventory Ratio of Finished Goods |        |        |      |        |      |        |        |      |      |        |        |        |           |
|---|--------|--------|------|--------|------|--------|--------|------|------|--------|--------|--------|-----------|
| 142.27  | 105.62 | 121.49 | 0.00 | 111.99 | 0.00 | 145.34 | 108.84 | 0.00 | 0.00 | 108.58 | 131.52 | 131.52 | Jan. 2004 |
| 98.45   | 101.66 | 106.80 | 0.00 | 91.10  | 0.00 | 119.80 | 98.06  | 0.00 | 0.00 | 104.65 | 116.12 | 116.12 | Feb.      |
| 57.02   | 92.04  | 77.88  | 0.00 | 96.32  | 0.00 | 62.23  | 85.82  | 0.00 | 0.00 | 84.41  | 73.85  | 73.85  | Mar.      |
| 76.59   | 99.33  | 99.36  | 0.00 | 104.46 | 0.00 | 96.21  | 98.38  | 0.00 | 0.00 | 102.16 | 96.47  | 96.47  | Apr.      |
| 88.58   | 102.79 | 114.82 | 0.00 | 103.40 | 0.00 | 120.63 | 111.81 | 0.00 | 0.00 | 116.29 | 113.59 | 113.59 | May.      |
| 89.41   | 99.30  | 105.42 | 0.00 | 101.21 | 0.00 | 100.22 | 110.15 | 0.00 | 0.00 | 107.61 | 101.24 | 101.24 | Jun.      |
| 92.75   | 100.09 | 97.43  | 0.00 | 103.46 | 0.00 | 79.04  | 106.06 | 0.00 | 0.00 | 106.96 | 107.04 | 107.04 | Jul.      |
| 123.35  | 114.65 | 101.18 | 0.00 | 104.19 | 0.00 | 88.42  | 108.96 | 0.00 | 0.00 | 106.94 | 113.05 | 113.05 | Aug.      |
| 88.86   | 95.36  | 87.95  | 0.00 | 92.01  | 0.00 | 76.78  | 96.38  | 0.00 | 0.00 | 85.24  | 82.57  | 82.57  | Sep.      |
| 123.81  | 94.47  | 102.49 | 0.00 | 93.43  | 0.00 | 111.03 | 98.02  | 0.00 | 0.00 | 100.03 | 90.92  | 90.92  | Oct.      |
| 109.92  | 95.67  | 98.21  | 0.00 | 96.61  | 0.00 | 112.54 | 90.93  | 0.00 | 0.00 | 94.18  | 90.05  | 90.05  | Nov.      |
| 108.64  | 98.83  | 87.17  | 0.00 | 101.38 | 0.00 | 87.99  | 86.94  | 0.00 | 0.00 | 83.12  | 83.56  | 83.56  | Dec.      |

6. 業種別及び特殊分類別季節指数 6. Seasonal Indices by Industry and by Use of Goods

(4) 生産者製品在庫指数及び生産者製品在庫率指数 (4) Indices of Producer's Inventory of Finished Goods Producer's Inventory Ratio of Finished Goods

| 分類<br>コード | 通信機械                       | 民生用<br>電子機械                          | 電子計算機                   | 電子部品・<br>デバイス工業                    | 電子部品                | 半導体素子                    | 集積回路                   | 半導体部品                  | 輸送機械<br>工業             | 輸送機械工業<br>(除船舶・航空機)   | 乗用車               | バス    |
|-----------|----------------------------|--------------------------------------|-------------------------|------------------------------------|---------------------|--------------------------|------------------------|------------------------|------------------------|---|-------------------|-------|
|           | Communication<br>equipment | Household<br>electronic<br>machinery | Electronic<br>computers | Electronic<br>parts and<br>devices | Electronic<br>parts | Semiconductor<br>devices | Integrated<br>circuits | Semiconductor<br>parts | Transport<br>equipment | Transport equip-<br>ment (excl.<br>Steel ships and<br>rolling stocks) | Passenger<br>cars | Buses |
| 時系列       | 49                         | 50                                   | 51                      | 52                                 | 53                  | 54                       | 55                     | 56                     | 57                     | 58  | 59                | 60    |

生産者製品在庫指数

| 16年 1月 | 0.00 | 98.61  | 0.00 | 101.10 | 100.98 | 99.67  | 101.40 | 0.00 | 120.21 | 120.21 | 118.93 | 120.46 |
|--------|------|--------|------|--------|--------|--------|--------|------|--------|--------|--------|--------|
| 2      | 0.00 | 103.35 | 0.00 | 102.48 | 102.09 | 100.01 | 103.04 | 0.00 | 112.28 | 112.28 | 112.21 | 124.55 |
| 3      | 0.00 | 92.86  | 0.00 | 95.37  | 88.71  | 98.63  | 96.58  | 0.00 | 81.46  | 81.46  | 81.53  | 81.08  |
| 4      | 0.00 | 94.28  | 0.00 | 99.36  | 96.53  | 97.89  | 100.20 | 0.00 | 81.11  | 81.11  | 81.47  | 82.43  |
| 5      | 0.00 | 106.20 | 0.00 | 100.38 | 102.87 | 100.92 | 100.77 | 0.00 | 93.19  | 93.19  | 94.32  | 94.83  |
| 6      | 0.00 | 102.88 | 0.00 | 100.86 | 102.36 | 102.06 | 100.61 | 0.00 | 97.33  | 97.33  | 99.73  | 106.68 |
| 7      | 0.00 | 107.46 | 0.00 | 102.41 | 107.63 | 102.59 | 100.53 | 0.00 | 104.91 | 104.91 | 106.53 | 108.11 |
| 8      | 0.00 | 106.71 | 0.00 | 102.54 | 109.06 | 101.28 | 100.52 | 0.00 | 100.49 | 100.49 | 101.83 | 100.23 |
| 9      | 0.00 | 93.09  | 0.00 | 96.74  | 100.58 | 96.93  | 95.57  | 0.00 | 86.79  | 86.79  | 85.27  | 74.62  |
| 10     | 0.00 | 102.10 | 0.00 | 98.78  | 96.25  | 98.69  | 98.26  | 0.00 | 110.91 | 110.91 | 111.84 | 97.28  |
| 11     | 0.00 | 100.51 | 0.00 | 103.02 | 98.62  | 101.72 | 104.69 | 0.00 | 109.83 | 109.83 | 107.49 | 103.55 |
| 12     | 0.00 | 91.85  | 0.00 | 97.09  | 94.08  | 99.48  | 98.08  | 0.00 | 101.49 | 101.49 | 98.95  | 106.81 |

生産者製品在庫率指数

| 16年 1月 | 0.00 | 131.52 | 0.00 | 109.11 | 110.78 | 107.21 | 108.27 | 0.00 | 131.73 | 131.73 | 128.70 | 134.04 |
|--------|------|--------|------|--------|--------|--------|--------|------|--------|--------|--------|--------|
| 2      | 0.00 | 116.12 | 0.00 | 107.90 | 109.89 | 104.91 | 108.33 | 0.00 | 102.26 | 102.26 | 102.47 | 108.59 |
| 3      | 0.00 | 73.85  | 0.00 | 92.00  | 88.88  | 99.69  | 90.53  | 0.00 | 64.76  | 64.76  | 67.99  | 52.54  |
| 4      | 0.00 | 96.47  | 0.00 | 98.29  | 97.23  | 97.45  | 100.30 | 0.00 | 87.48  | 87.48  | 86.71  | 88.23  |
| 5      | 0.00 | 113.59 | 0.00 | 99.97  | 102.61 | 100.44 | 99.39  | 0.00 | 105.35 | 105.35 | 105.33 | 112.19 |
| 6      | 0.00 | 101.24 | 0.00 | 97.98  | 95.05  | 97.89  | 98.03  | 0.00 | 95.99  | 95.99  | 98.31  | 106.81 |
| 7      | 0.00 | 107.04 | 0.00 | 100.08 | 109.54 | 95.15  | 98.69  | 0.00 | 98.58  | 98.58  | 97.27  | 102.32 |
| 8      | 0.00 | 113.05 | 0.00 | 105.57 | 116.06 | 102.86 | 103.75 | 0.00 | 119.83 | 119.83 | 124.61 | 106.64 |
| 9      | 0.00 | 82.57  | 0.00 | 88.83  | 85.84  | 92.11  | 91.08  | 0.00 | 77.63  | 77.63  | 75.88  | 60.62  |
| 10     | 0.00 | 90.92  | 0.00 | 97.61  | 93.38  | 96.94  | 96.24  | 0.00 | 106.45 | 106.45 | 108.78 | 109.03 |
| 11     | 0.00 | 90.05  | 0.00 | 102.18 | 91.72  | 103.75 | 104.82 | 0.00 | 105.14 | 105.14 | 101.71 | 103.31 |
| 12     | 0.00 | 83.56  | 0.00 | 100.87 | 99.30  | 101.79 | 101.06 | 0.00 | 104.61 | 104.61 | 102.11 | 116.62 |

6. 業種別及び特殊分類別季節指数 6. Seasonal Indices by Industry and by Use of Goods

(4) 生産者製品在庫指数及び生産者製品在庫率指数 (4) Indices of Producer's Inventory of Finished Goods Producer's Inventory Ratio of Finished Goods

| 分類<br>コード | トラック   | 自動車部品                  | 二輪自動車       | 産業車両                   | 船舶・<br>同機関                | 船舶・<br>(特掲<br>:乗用車・バス<br>・トラック)          | 精密機械<br>工業               | 計測機器                                    | 光学機械<br>・同部品                      | 時計                    | 窯業・土石<br>製品工業                           | ガラス<br>・同製品                 | Industries<br>Code |
|-----------|--------|------------------------|-------------|------------------------|---------------------------|--|--------------------------|---|-----------------------------------|-----------------------|---|-----------------------------|--------------------|
|           | Trucks | Motor vehicle<br>parts | Motorcycles | Industrial<br>vehicles | Ships and<br>ship engines | (Passenger<br>cars, buses<br>and trucks) | Precision<br>instruments | Measuring<br>machine and<br>instruments | Optical<br>apparatus<br>and parts | Watches and<br>clocks | Ceramics,<br>stone and<br>clay products | Glass and<br>glass products | Time series        |
| 時系列       | 61     | 62                     | 63          | 64                     | 65                        | 67                                       | 68                       | 69                                      | 70                                | 71                    | 72                                      | 73                          |                    |

Index of Producer's Inventory of Finished Goods

| 16年 1月 | 120.25 | 100.85 | 128.81 | 0.00 | 0.00 | 118.88 | 102.02 | 104.40 | 101.88 | 97.30  | 99.66  | 100.97 | Jan. 2004 |
|--------|--------|--------|--------|------|------|--------|--------|--------|--------|--------|--------|--------|-----------|
| 2      | 114.69 | 88.22  | 117.15 | 0.00 | 0.00 | 112.78 | 101.91 | 102.10 | 101.55 | 103.59 | 98.34  | 102.36 | Feb.      |
| 3      | 77.39  | 98.46  | 79.53  | 0.00 | 0.00 | 80.77  | 98.48  | 95.85  | 99.73  | 103.91 | 97.78  | 101.39 | Mar.      |
| 4      | 82.50  | 97.27  | 74.57  | 0.00 | 0.00 | 81.45  | 99.06  | 98.17  | 98.33  | 104.74 | 98.70  | 100.89 | Apr.      |
| 5      | 97.29  | 99.54  | 74.58  | 0.00 | 0.00 | 95.31  | 101.23 | 100.24 | 100.37 | 106.08 | 100.51 | 102.96 | May.      |
| 6      | 98.65  | 99.93  | 76.15  | 0.00 | 0.00 | 99.23  | 102.68 | 99.94  | 102.01 | 110.10 | 101.77 | 102.03 | Jun.      |
| 7      | 102.77 | 101.57 | 88.08  | 0.00 | 0.00 | 106.42 | 103.07 | 101.23 | 104.04 | 106.05 | 101.63 | 100.16 | Jul.      |
| 8      | 102.87 | 100.43 | 91.35  | 0.00 | 0.00 | 101.70 | 100.59 | 99.81  | 102.89 | 97.16  | 101.65 | 101.55 | Aug.      |
| 9      | 91.10  | 105.33 | 97.69  | 0.00 | 0.00 | 85.83  | 96.01  | 96.49  | 98.34  | 92.08  | 100.28 | 98.05  | Sep.      |
| 10     | 108.45 | 102.29 | 111.37 | 0.00 | 0.00 | 110.83 | 96.81  | 98.15  | 95.33  | 93.83  | 100.18 | 96.61  | Oct.      |
| 11     | 105.87 | 101.41 | 134.03 | 0.00 | 0.00 | 107.28 | 99.53  | 101.53 | 97.29  | 96.19  | 99.87  | 95.99  | Nov.      |
| 12     | 100.14 | 105.02 | 125.89 | 0.00 | 0.00 | 99.61  | 98.57  | 102.21 | 98.39  | 88.42  | 99.66  | 97.08  | Dec.      |

Indices of Producer's Inventory Ratio of Finished Goods

| 16年 1月 | 141.03 | 105.96 | 111.14 | 0.00 | 0.00 | 134.17 | 118.21 | 118.77 | 124.04 | 112.41 | 102.07 | 111.67 | Jan. 2004 |
|--------|--------|--------|--------|------|------|--------|--------|--------|--------|--------|--------|--------|-----------|
| 2      | 106.33 | 87.96  | 92.79  | 0.00 | 0.00 | 103.16 | 107.85 | 99.64  | 115.84 | 114.28 | 93.95  | 110.93 | Feb.      |
| 3      | 61.01  | 87.29  | 56.73  | 0.00 | 0.00 | 65.87  | 89.11  | 77.84  | 94.79  | 102.21 | 90.08  | 97.65  | Mar.      |
| 4      | 92.79  | 98.92  | 75.93  | 0.00 | 0.00 | 87.62  | 103.43 | 105.30 | 104.85 | 100.47 | 103.52 | 100.54 | Apr.      |
| 5      | 109.69 | 107.41 | 96.13  | 0.00 | 0.00 | 105.70 | 107.45 | 110.64 | 102.93 | 104.02 | 109.96 | 104.54 | May.      |
| 6      | 93.31  | 96.42  | 91.12  | 0.00 | 0.00 | 96.16  | 101.16 | 94.89  | 113.90 | 110.40 | 108.02 | 98.03  | Jun.      |
| 7      | 94.85  | 96.77  | 106.40 | 0.00 | 0.00 | 97.68  | 102.45 | 97.16  | 106.84 | 108.41 | 102.70 | 94.47  | Jul.      |
| 8      | 107.92 | 109.04 | 122.99 | 0.00 | 0.00 | 120.19 | 103.05 | 102.02 | 96.01  | 106.11 | 113.29 | 107.59 | Aug.      |
| 9      | 69.19  | 105.56 | 94.84  | 0.00 | 0.00 | 74.62  | 78.78  | 80.51  | 79.10  | 84.16  | 98.68  | 94.75  | Sep.      |
| 10     | 107.11 | 94.07  | 117.40 | 0.00 | 0.00 | 108.38 | 93.30  | 104.27 | 80.19  | 84.21  | 94.47  | 93.18  | Oct.      |
| 11     | 107.37 | 98.11  | 128.51 | 0.00 | 0.00 | 102.71 | 96.61  | 105.24 | 83.56  | 90.12  | 91.40  | 92.73  | Nov.      |
| 12     | 109.49 | 112.87 | 104.69 | 0.00 | 0.00 | 103.59 | 98.27  | 103.62 | 97.21  | 82.90  | 91.89  | 94.00  | Dec.      |

6. 業種別及び特殊分類別季節指数 6. Seasonal Indices by Industry and by Use of Goods

(4) 生産者製品在庫指数及び生産者製品在庫率指数 (4) Indices of Producer's Inventory of Finished Goods Producer's Inventory Ratio of Finished Goods

| 分類コード | セメント・同製品                   |    |    | 陶磁器・ファイナセラミックス                  |    |    | その他の窯業・土石製品                             |    |    | 化学工業      |    | 化学工業(除医薬品)              |  | 化学肥料        |  | ソーダ工業製品                     |  | 無機薬品・顔料・触媒   |  | 高圧ガス                |  | 石油系芳香族                                    |  | 環式中間物・合成染料                          |  | 有機薬品                         |  |
|-------|----------------------------|----|----|---------------------------------|----|----|---|----|----|-----------|----|-------------------------|--|-------------|--|-----------------------------|--|--|--|---------------------|--|---|--|-------------------------------------|--|------------------------------|--|
|       | Cement and cement products |    |    | Ceramic wares and fine ceramics |    |    | Other ceramics, stone and clay products |    |    | Chemicals |    | Chemicals (excl. Drugs) |  | Fertilizers |  | Industrial sodium chemicals |  | Industrial inorganic chemicals, pigment and catalyst |  | High compressed gas |  | Aromatic hydrocarbons (Petroleum, origin) |  | Cyclic chemicals and synthetic dyes |  | Industrial organic chemicals |  |
| 時系列   | 74                         | 75 | 76 | 77                              | 78 | 79 | 80                                      | 81 | 82 | 83        | 84 | 85                      |  |             |  |                             |  |  |  |                     |  |   |  |                                     |  |                              |  |

生産者製品在庫指数

| 16年 1月 | 98.44  | 100.03 | 98.58  | 104.23 | 104.23 | 105.77 | 113.70 | 101.85 | 101.60 | 109.38 | 107.02 | 108.00 |
|--------|--------|--------|--------|--------|--------|--------|--------|--------|--------|--------|--------|--------|
| 2      | 94.65  | 98.99  | 99.69  | 106.06 | 106.06 | 107.66 | 111.74 | 102.16 | 102.89 | 106.15 | 107.32 | 108.06 |
| 3      | 94.53  | 97.70  | 101.50 | 98.05  | 98.05  | 99.21  | 105.16 | 97.65  | 98.69  | 102.94 | 102.68 | 105.60 |
| 4      | 96.35  | 98.95  | 101.82 | 98.19  | 98.19  | 97.93  | 104.28 | 97.43  | 92.88  | 108.35 | 100.35 | 99.63  |
| 5      | 98.65  | 99.76  | 101.69 | 101.22 | 101.22 | 103.57 | 99.57  | 100.86 | 95.16  | 105.25 | 102.30 | 103.10 |
| 6      | 101.94 | 101.08 | 102.22 | 100.33 | 100.33 | 105.93 | 86.13  | 101.45 | 89.56  | 90.56  | 96.29  | 94.86  |
| 7      | 102.41 | 101.84 | 101.76 | 99.50  | 99.50  | 95.95  | 95.35  | 101.10 | 88.67  | 89.60  | 96.70  | 91.92  |
| 8      | 103.29 | 100.10 | 98.91  | 100.74 | 100.74 | 93.52  | 108.35 | 104.02 | 101.49 | 95.04  | 104.23 | 99.29  |
| 9      | 102.34 | 99.70  | 98.41  | 96.51  | 96.51  | 93.62  | 96.62  | 101.74 | 101.89 | 98.53  | 95.51  | 95.82  |
| 10     | 103.37 | 100.48 | 98.16  | 97.40  | 97.40  | 97.94  | 86.35  | 96.36  | 104.35 | 97.29  | 95.85  | 97.55  |
| 11     | 102.47 | 100.91 | 99.13  | 98.96  | 98.96  | 99.54  | 91.15  | 95.95  | 110.56 | 97.36  | 90.46  | 95.09  |
| 12     | 101.58 | 100.46 | 98.05  | 98.90  | 98.90  | 99.39  | 101.26 | 99.41  | 112.25 | 99.55  | 101.73 | 101.32 |

生産者製品在庫率指数

| 16年 1月 | 94.35  | 106.75 | 101.24 | 115.92 | 115.92 | 103.75 | 107.63 | 107.40 | 98.25  | 99.15  | 103.20 | 103.13 |
|--------|--------|--------|--------|--------|--------|--------|--------|--------|--------|--------|--------|--------|
| 2      | 78.30  | 98.79  | 103.83 | 108.23 | 108.23 | 99.34  | 111.22 | 103.55 | 105.95 | 109.46 | 108.45 | 108.12 |
| 3      | 82.67  | 91.84  | 103.14 | 90.71  | 90.71  | 84.27  | 103.73 | 89.70  | 103.10 | 95.10  | 103.56 | 100.87 |
| 4      | 108.11 | 100.20 | 100.97 | 97.91  | 97.91  | 88.08  | 104.71 | 93.64  | 105.64 | 110.53 | 103.72 | 102.39 |
| 5      | 115.68 | 108.18 | 104.66 | 105.74 | 105.74 | 97.53  | 106.54 | 106.16 | 98.45  | 108.02 | 103.95 | 110.92 |
| 6      | 115.47 | 104.41 | 102.67 | 102.65 | 102.65 | 107.17 | 95.77  | 98.66  | 104.80 | 105.19 | 101.38 | 105.55 |
| 7      | 110.23 | 99.69  | 98.71  | 96.15  | 96.15  | 117.76 | 95.48  | 96.44  | 92.12  | 88.71  | 95.32  | 92.55  |
| 8      | 120.91 | 109.27 | 99.12  | 105.30 | 105.30 | 121.99 | 106.33 | 113.98 | 104.25 | 90.30  | 103.14 | 100.71 |
| 9      | 102.79 | 96.14  | 96.50  | 91.51  | 91.51  | 92.30  | 96.72  | 97.81  | 96.21  | 100.41 | 95.65  | 96.43  |
| 10     | 95.46  | 93.16  | 95.67  | 93.96  | 93.96  | 96.18  | 88.02  | 94.29  | 94.19  | 101.16 | 91.66  | 90.80  |
| 11     | 87.54  | 96.14  | 97.97  | 96.86  | 96.86  | 96.22  | 90.10  | 98.15  | 97.13  | 100.34 | 94.04  | 92.50  |
| 12     | 88.52  | 95.55  | 95.47  | 95.10  | 95.10  | 95.59  | 93.53  | 100.30 | 100.09 | 91.48  | 96.08  | 96.31  |

6. 業種別及び特殊分類別季節指数 6. Seasonal Indices by Industry and by Use of Goods

(4) 生産者製品在庫指数及び生産者製品在庫率指数 (4) Indices of Producer's Inventory of Finished Goods Producer's Inventory Ratio of Finished Goods

| 分類コード | プラスチック              |    | 合成ゴム              |    | 写真感光材料                              |    | 石けん・合成洗剤・界面活性剤                                      |    | 化粧品       |    | 塗料・印刷インキ                |    | (特掲:石油化学製品)                   |  | 石油・石炭製品工業                   |  | 石油製品               |  | 石炭製品          |  | プラスチック製品工業       |  | パルプ・紙・紙加工品工業                   |  | Industries Code |
|-------|---------------------|----|-------------------|----|-------------------------------------|----|---|----|-----------|----|-------------------------|----|-------------------------------|--|-----------------------------|--|--------------------|--|---------------|--|------------------|--|--------------------------------|--|-----------------|
|       | Plastic (materials) |    | Synthetic rubbers |    | Sensitive materials for photography |    | Soap, synthetic detergent and surface-active agents |    | Cosmetics |    | Paints and printing ink |    | (Petroleum chemical products) |  | Petroleum and coal products |  | Petroleum products |  | Coal products |  | Plastic products |  | Pulp, paper and paper products |  |                 |
| 時系列   | 86                  | 87 | 88                | 89 | 90                                  | 91 | 93  | 94 | 95        | 96 | 97                      | 98 |                               |  |                             |  |                    |  |               |  |                  |  |                                |  |                 |

| Indices of Producer's Inventory of Finished Goods |        |        |        |        |        |        |        |        |        |        |        |           |  |  |  |  |  |  |  |  |  |  |  |
|---|--------|--------|--------|--------|--------|--------|--------|--------|--------|--------|--------|-----------|--|--|--|--|--|--|--|--|--|--|--|
| 105.65  | 106.70 | 100.32 | 95.72  | 100.56 | 105.69 | 106.59 | 98.75  | 98.45  | 106.32 | 100.75 | 100.19 | Jan. 2004 |  |  |  |  |  |  |  |  |  |  |  |
| 106.24  | 108.09 | 103.82 | 101.07 | 104.43 | 105.64 | 107.85 | 95.65  | 95.30  | 104.59 | 101.56 | 101.32 | Feb.      |  |  |  |  |  |  |  |  |  |  |  |
| 99.33   | 98.02  | 85.72  | 96.49  | 95.48  | 95.49  | 100.86 | 92.28  | 92.32  | 101.54 | 99.08  | 98.30  | Mar.      |  |  |  |  |  |  |  |  |  |  |  |
| 97.55   | 96.77  | 94.63  | 100.84 | 99.95  | 97.64  | 97.79  | 100.06 | 99.98  | 97.39  | 98.91  | 97.81  | Apr.      |  |  |  |  |  |  |  |  |  |  |  |
| 101.08  | 100.82 | 107.49 | 104.35 | 101.43 | 99.03  | 102.92 | 101.47 | 101.41 | 103.04 | 99.21  | 101.52 | May.      |  |  |  |  |  |  |  |  |  |  |  |
| 100.06  | 96.91  | 113.09 | 105.64 | 101.04 | 100.16 | 97.98  | 95.32  | 95.25  | 97.21  | 100.60 | 102.28 | Jun.      |  |  |  |  |  |  |  |  |  |  |  |
| 98.42   | 98.24  | 104.81 | 101.84 | 103.16 | 100.32 | 96.40  | 98.51  | 98.74  | 96.22  | 101.72 | 101.29 | Jul.      |  |  |  |  |  |  |  |  |  |  |  |
| 100.56  | 105.46 | 100.04 | 94.46  | 101.85 | 98.34  | 101.73 | 104.01 | 104.14 | 97.00  | 98.89  | 101.85 | Aug.      |  |  |  |  |  |  |  |  |  |  |  |
| 97.57   | 99.61  | 85.71  | 96.41  | 95.67  | 96.04  | 96.26  | 104.67 | 104.82 | 95.57  | 98.82  | 99.28  | Sep.      |  |  |  |  |  |  |  |  |  |  |  |
| 96.16   | 94.68  | 95.28  | 103.22 | 100.13 | 99.60  | 95.32  | 104.72 | 104.83 | 99.96  | 99.64  | 99.76  | Oct.      |  |  |  |  |  |  |  |  |  |  |  |
| 96.60   | 95.55  | 107.06 | 107.15 | 102.59 | 100.13 | 95.88  | 106.02 | 106.11 | 100.09 | 101.14 | 99.09  | Nov.      |  |  |  |  |  |  |  |  |  |  |  |
| 100.88  | 99.36  | 102.02 | 92.93  | 93.66  | 101.93 | 100.53 | 98.83  | 98.95  | 101.02 | 99.68  | 97.34  | Dec.      |  |  |  |  |  |  |  |  |  |  |  |

| Indices of Producer's Inventory Ratio of Finished Goods |        |        |        |        |        |        |        |        |        |        |        |           |  |  |  |  |  |  |  |  |  |  |  |
|---|--------|--------|--------|--------|--------|--------|--------|--------|--------|--------|--------|-----------|--|--|--|--|--|--|--|--|--|--|--|
| 108.52  | 112.71 | 121.90 | 129.69 | 131.53 | 121.82 | 108.72 | 93.89  | 93.67  | 103.30 | 111.36 | 107.51 | Jan. 2004 |  |  |  |  |  |  |  |  |  |  |  |
| 107.46  | 108.86 | 106.37 | 116.35 | 111.27 | 110.56 | 108.04 | 93.95  | 93.55  | 112.24 | 107.55 | 106.02 | Feb.      |  |  |  |  |  |  |  |  |  |  |  |
| 93.57   | 89.36  | 65.75  | 92.62  | 86.35  | 82.61  | 94.24  | 84.78  | 84.14  | 100.86 | 93.66  | 90.10  | Mar.      |  |  |  |  |  |  |  |  |  |  |  |
| 98.71   | 95.09  | 102.07 | 101.32 | 100.74 | 98.77  | 99.20  | 104.53 | 104.63 | 99.92  | 97.44  | 97.91  | Apr.      |  |  |  |  |  |  |  |  |  |  |  |
| 103.49  | 105.34 | 119.20 | 104.37 | 110.98 | 104.17 | 105.57 | 108.07 | 108.21 | 100.84 | 102.96 | 102.43 | May.      |  |  |  |  |  |  |  |  |  |  |  |
| 102.24  | 99.61  | 103.83 | 99.12  | 101.02 | 100.87 | 102.49 | 106.68 | 107.02 | 99.16  | 101.05 | 103.64 | Jun.      |  |  |  |  |  |  |  |  |  |  |  |
| 95.66   | 96.10  | 101.70 | 92.24  | 91.84  | 96.32  | 94.54  | 102.27 | 102.58 | 93.77  | 98.51  | 99.69  | Jul.      |  |  |  |  |  |  |  |  |  |  |  |
| 105.15  | 109.87 | 115.57 | 104.15 | 97.82  | 104.56 | 105.45 | 105.77 | 106.06 | 96.05  | 104.40 | 106.31 | Aug.      |  |  |  |  |  |  |  |  |  |  |  |
| 95.17   | 95.87  | 69.26  | 93.65  | 85.56  | 88.43  | 95.08  | 109.44 | 109.63 | 97.35  | 94.69  | 97.58  | Sep.      |  |  |  |  |  |  |  |  |  |  |  |
| 93.25   | 93.10  | 98.40  | 93.89  | 97.63  | 95.36  | 92.17  | 104.30 | 104.48 | 98.05  | 95.17  | 94.75  | Oct.      |  |  |  |  |  |  |  |  |  |  |  |
| 95.38   | 93.47  | 103.48 | 92.42  | 102.57 | 94.17  | 95.39  | 103.09 | 103.23 | 100.92 | 95.67  | 97.19  | Nov.      |  |  |  |  |  |  |  |  |  |  |  |
| 101.62  | 100.96 | 92.43  | 80.39  | 82.45  | 102.46 | 99.32  | 83.61  | 83.25  | 97.53  | 97.62  | 96.97  | Dec.      |  |  |  |  |  |  |  |  |  |  |  |

6. 業種別及び特殊分類別季節指数 6. Seasonal Indices by Industry and by Use of Goods

(4) 生産者製品在庫指数及び生産者製品在庫率指数 (4) Indices of Producer's Inventory of Finished Goods Producer's Inventory Ratio of Finished Goods

| 分類<br>コード | パルプ  | 紙     | 板紙         | 紙加工品                                | 繊維工業     | 化学繊維               | 紡績        | 織物               | 染色整理                                 | 衣類      | その他の<br>繊維製品              | 食料品・<br>たばこ工業        |
|-----------|------|-------|------------|-------------------------------------|----------|--------------------|-----------|------------------|--------------------------------------|---------|---------------------------|----------------------|
|           | Pulp | Paper | Paperboard | Converted<br>and processed<br>paper | Textiles | Man-made<br>fibers | Spun yarn | Woven<br>fabrics | Dyeing and<br>finishing<br>processes | Clothes | Other textile<br>products | Foods and<br>tobacco |
| 時系列       | 99   | 100   | 101        | 102                                 | 103      | 104                | 105       | 106              | 107                                  | 108     | 109                       | 110                  |

生産者製品在庫指数

| 16年 1月 | 99.65  | 100.24 | 100.02 | 100.13 | 102.36 | 105.23 | 101.19 | 98.04  | 100.18 | 105.81 | 95.79  | 93.76  |
|--------|--------|--------|--------|--------|--------|--------|--------|--------|--------|--------|--------|--------|
| 2      | 109.76 | 100.54 | 101.41 | 99.33  | 101.62 | 104.50 | 103.01 | 98.45  | 100.72 | 103.84 | 96.70  | 95.22  |
| 3      | 118.83 | 96.47  | 100.85 | 94.77  | 97.92  | 95.07  | 100.46 | 98.42  | 99.14  | 98.52  | 96.51  | 95.98  |
| 4      | 95.97  | 97.73  | 98.85  | 100.80 | 97.02  | 96.55  | 101.53 | 98.22  | 99.93  | 95.37  | 97.27  | 102.51 |
| 5      | 94.23  | 102.19 | 100.22 | 100.46 | 97.14  | 101.11 | 100.76 | 99.23  | 100.81 | 93.38  | 98.83  | 100.62 |
| 6      | 96.51  | 102.82 | 104.12 | 99.68  | 97.98  | 101.10 | 99.88  | 100.73 | 101.64 | 93.71  | 100.64 | 105.07 |
| 7      | 96.54  | 101.28 | 102.40 | 100.35 | 99.94  | 101.02 | 101.19 | 102.17 | 100.03 | 97.09  | 103.36 | 108.26 |
| 8      | 98.24  | 102.18 | 101.33 | 98.30  | 101.90 | 104.47 | 99.56  | 101.97 | 100.29 | 99.86  | 106.92 | 98.92  |
| 9      | 99.32  | 98.88  | 100.89 | 100.47 | 100.58 | 97.02  | 97.22  | 102.67 | 98.59  | 100.07 | 106.02 | 100.25 |
| 10     | 99.10  | 99.70  | 99.28  | 105.20 | 100.52 | 97.02  | 97.47  | 101.94 | 98.77  | 101.47 | 102.78 | 102.28 |
| 11     | 99.97  | 99.62  | 95.76  | 105.00 | 100.87 | 95.94  | 98.58  | 99.68  | 99.43  | 104.08 | 99.24  | 105.80 |
| 12     | 91.71  | 98.42  | 94.76  | 95.67  | 102.22 | 101.08 | 99.16  | 98.41  | 100.48 | 106.88 | 95.93  | 91.12  |

生産者製品在庫率指数

| 16年 1月 | 0.00 | 106.13 | 111.01 | 122.25 | 110.74 | 104.46 | 111.83 | 106.23 | 103.70 | 119.73 | 100.15 | 112.42 |
|--------|------|--------|--------|--------|--------|--------|--------|--------|--------|--------|--------|--------|
| 2      | 0.00 | 104.80 | 109.64 | 108.17 | 102.48 | 110.05 | 107.83 | 101.28 | 104.00 | 99.31  | 100.39 | 107.61 |
| 3      | 0.00 | 88.19  | 96.90  | 92.97  | 89.57  | 95.14  | 99.21  | 97.80  | 94.27  | 81.37  | 93.18  | 94.45  |
| 4      | 0.00 | 97.84  | 97.07  | 94.87  | 89.17  | 96.90  | 96.94  | 97.39  | 100.31 | 76.43  | 99.78  | 98.49  |
| 5      | 0.00 | 105.71 | 100.72 | 103.98 | 94.78  | 98.39  | 98.93  | 99.65  | 104.16 | 84.84  | 109.90 | 101.49 |
| 6      | 0.00 | 103.33 | 104.66 | 96.76  | 100.05 | 101.97 | 93.77  | 98.39  | 99.11  | 98.63  | 111.21 | 105.37 |
| 7      | 0.00 | 99.57  | 99.78  | 95.02  | 103.34 | 99.12  | 93.51  | 100.10 | 96.60  | 107.23 | 110.19 | 104.29 |
| 8      | 0.00 | 105.87 | 107.55 | 104.48 | 109.14 | 104.32 | 107.62 | 108.18 | 106.20 | 110.19 | 114.32 | 100.60 |
| 9      | 0.00 | 97.23  | 98.35  | 100.06 | 96.59  | 99.24  | 91.85  | 101.51 | 99.58  | 92.81  | 100.93 | 100.10 |
| 10     | 0.00 | 95.78  | 89.84  | 96.67  | 97.38  | 96.18  | 95.96  | 98.88  | 98.35  | 98.82  | 88.01  | 97.76  |
| 11     | 0.00 | 98.09  | 89.17  | 96.81  | 101.50 | 95.74  | 98.94  | 94.99  | 96.27  | 111.35 | 84.60  | 99.00  |
| 12     | 0.00 | 97.57  | 95.24  | 88.08  | 105.44 | 98.63  | 103.64 | 95.36  | 97.46  | 119.62 | 87.54  | 78.31  |

6. 業種別及び特殊分類別季節指数 6. Seasonal Indices by Industry and by Use of Goods

(4) 生産者製品在庫指数及び生産者製品在庫率指数 (4) Indices of Producer's Inventory of Finished Goods Producer's Inventory Ratio of Finished Goods

| 肉製品 | 乳製品 | 水産製品 | 野菜・<br>果実製品 | 油・<br>調味料 | 製粉・<br>同製品 | その他の<br>食料品 | 清涼飲料 | 酒類  | その他工業 | ゴム製品<br>工業 | 皮革製品<br>工業 | Industries<br>Code |
|-----|-----|------|-------------|-----------|------------|-------------|------|-----|-------|------------|------------|--------------------|
|     |     |      |             |           |            |             |      |     |       |            |            | Time series        |
| 111 | 112 | 113  | 114         | 115       | 116        | 117         | 118  | 119 | 121   | 122        | 123        |                    |

| 0.00 | 88.65  | 99.96  | 0.00 | 102.20 | 103.54 | 96.34  | 72.88  | 73.91  | 98.94  | 95.93  | 104.77 | Jan. 2004 |
|------|--------|--------|------|--------|--------|--------|--------|--------|--------|--------|--------|-----------|
| 0.00 | 78.39  | 94.89  | 0.00 | 100.97 | 105.08 | 94.87  | 84.17  | 83.24  | 101.47 | 97.99  | 101.77 | Feb.      |
| 0.00 | 99.48  | 91.88  | 0.00 | 94.52  | 100.02 | 93.91  | 93.34  | 93.88  | 99.71  | 99.45  | 94.65  | Mar.      |
| 0.00 | 106.49 | 100.65 | 0.00 | 98.30  | 101.79 | 97.77  | 113.73 | 133.23 | 99.73  | 102.63 | 95.12  | Apr.      |
| 0.00 | 146.35 | 98.43  | 0.00 | 97.07  | 101.28 | 93.17  | 114.15 | 98.37  | 100.17 | 102.36 | 95.65  | May.      |
| 0.00 | 128.91 | 97.74  | 0.00 | 99.94  | 99.90  | 98.77  | 124.72 | 111.01 | 100.59 | 103.67 | 99.00  | Jun.      |
| 0.00 | 106.86 | 106.64 | 0.00 | 107.85 | 97.37  | 99.60  | 123.52 | 131.11 | 101.51 | 103.75 | 105.06 | Jul.      |
| 0.00 | 93.07  | 96.81  | 0.00 | 100.95 | 96.18  | 96.43  | 117.39 | 94.20  | 100.80 | 100.10 | 102.28 | Aug.      |
| 0.00 | 90.87  | 101.26 | 0.00 | 99.03  | 95.40  | 103.54 | 100.27 | 95.69  | 101.30 | 100.09 | 99.89  | Sep.      |
| 0.00 | 92.01  | 104.55 | 0.00 | 103.13 | 99.20  | 110.44 | 93.65  | 96.47  | 100.25 | 98.21  | 98.44  | Oct.      |
| 0.00 | 94.10  | 116.60 | 0.00 | 102.28 | 101.34 | 113.75 | 94.59  | 107.13 | 98.18  | 97.53  | 100.67 | Nov.      |
| 0.00 | 75.19  | 90.53  | 0.00 | 93.73  | 99.08  | 101.80 | 67.26  | 81.82  | 97.38  | 98.42  | 102.67 | Dec.      |

| 0.00 | 100.60 | 120.70 | 0.00 | 123.22 | 117.44 | 107.60 | 0.00 | 110.58 | 111.67 | 104.04 | 116.32 | Jan. 2004 |
|------|--------|--------|------|--------|--------|--------|------|--------|--------|--------|--------|-----------|
| 0.00 | 91.77  | 103.97 | 0.00 | 111.99 | 113.05 | 101.35 | 0.00 | 122.33 | 106.24 | 102.51 | 90.30  | Feb.      |
| 0.00 | 100.14 | 89.65  | 0.00 | 89.78  | 92.26  | 93.49  | 0.00 | 101.06 | 94.52  | 91.22  | 76.97  | Mar.      |
| 0.00 | 103.71 | 102.99 | 0.00 | 91.79  | 99.03  | 95.27  | 0.00 | 129.28 | 101.93 | 101.81 | 86.74  | Apr.      |
| 0.00 | 137.96 | 94.51  | 0.00 | 98.00  | 100.64 | 101.15 | 0.00 | 107.13 | 105.66 | 108.37 | 103.31 | May.      |
| 0.00 | 118.40 | 99.70  | 0.00 | 104.06 | 102.85 | 107.79 | 0.00 | 88.32  | 104.95 | 101.28 | 113.09 | Jun.      |
| 0.00 | 95.37  | 104.15 | 0.00 | 108.67 | 97.02  | 103.60 | 0.00 | 97.01  | 100.78 | 97.92  | 113.12 | Jul.      |
| 0.00 | 88.82  | 98.55  | 0.00 | 109.32 | 100.04 | 97.69  | 0.00 | 79.11  | 107.47 | 111.31 | 102.47 | Aug.      |
| 0.00 | 87.74  | 102.90 | 0.00 | 98.17  | 93.43  | 99.94  | 0.00 | 100.95 | 93.93  | 95.00  | 92.76  | Sep.      |
| 0.00 | 89.85  | 96.54  | 0.00 | 95.62  | 99.07  | 104.83 | 0.00 | 102.37 | 88.30  | 92.10  | 95.99  | Oct.      |
| 0.00 | 101.45 | 110.65 | 0.00 | 92.05  | 96.87  | 102.17 | 0.00 | 105.00 | 90.67  | 93.87  | 104.56 | Nov.      |
| 0.00 | 84.47  | 75.26  | 0.00 | 77.40  | 88.60  | 85.78  | 0.00 | 56.53  | 93.67  | 100.88 | 104.53 | Dec.      |

6. 業種別及び特殊分類別季節指数 6. Seasonal Indices by Industry and by Use of Goods

(4) 生産者製品在庫指数及び生産者製品在庫率指数 (4) Indices of Producer's Inventory of Finished Goods Producer's Inventory Ratio of Finished Goods

| 分類<br>コード | 業種別               |                          |                          |  |                                  |                              |                  |            |     | 鉱業<br>(参考)<br>産業総合<br>(鉱工業、新聞・出版業)<br>Industries(Mining,<br>manufacturing,<br>electricity, gas,<br>newspaper<br>and publishing) | 400 | 401 | 402 |     |     |     |
|-----------|-------------------|--------------------------|--------------------------|--|----------------------------------|------------------------------|------------------|------------|-----|---|-----|-----|-----|-----|-----|-----|
|           | 家具工業<br>Furniture | 金属製家具<br>Metal furniture | 木製家具<br>Wooden furniture | 木材・<br>木製品工業<br>Wood and<br>wood<br>products | その他<br>製品工業<br>Other<br>products | 楽器<br>Musical<br>instruments | 文具<br>Stationery | 玩具<br>Toys | 124 |   |     |     |     | 125 | 126 | 127 |

生産者製品在庫指数

| 16年 1月 | 2月     | 3月     | 4月     | 5月     | 6月     | 7月     | 8月     | 9月     | 10月    | 11月    | 12月    |
|--------|--------|--------|--------|--------|--------|--------|--------|--------|--------|--------|--------|
| 108.13 | 105.61 | 94.18  | 90.68  | 93.80  | 96.84  | 99.35  | 99.05  | 98.81  | 103.49 | 104.62 | 105.37 |
| 112.66 | 109.95 | 90.78  | 86.39  | 89.95  | 95.27  | 99.58  | 96.98  | 96.92  | 103.52 | 108.50 | 109.69 |
| 104.50 | 102.19 | 97.54  | 94.63  | 97.13  | 98.53  | 98.90  | 99.72  | 100.32 | 101.62 | 101.16 | 103.71 |
| 96.86  | 99.06  | 102.29 | 103.59 | 102.57 | 102.18 | 101.83 | 100.53 | 100.08 | 98.05  | 96.01  | 96.88  |
| 97.15  | 103.68 | 99.90  | 98.65  | 99.95  | 97.40  | 99.96  | 101.71 | 107.31 | 103.95 | 100.63 | 89.86  |
| 95.41  | 106.32 | 119.03 | 108.65 | 103.28 | 96.46  | 93.05  | 88.64  | 96.00  | 97.23  | 99.12  | 96.96  |
| 98.64  | 102.28 | 99.47  | 98.32  | 99.79  | 98.29  | 99.65  | 100.58 | 102.54 | 100.64 | 103.62 | 96.21  |
| 96.26  | 105.36 | 94.25  | 95.29  | 99.43  | 96.01  | 100.74 | 100.58 | 115.96 | 108.41 | 97.59  | 83.97  |
| 102.14 | 95.99  | 92.60  | 98.15  | 104.79 | 105.14 | 102.71 | 98.61  | 96.89  | 99.64  | 100.40 | 102.92 |
| 102.12 | 102.61 | 95.01  | 97.22  | 100.35 | 100.99 | 102.52 | 101.47 | 97.15  | 100.77 | 101.64 | 98.20  |
| 102.12 | 102.61 | 95.01  | 97.22  | 100.35 | 100.99 | 102.52 | 101.47 | 97.15  | 100.77 | 101.64 | 98.20  |
| 102.12 | 102.61 | 95.01  | 97.22  | 100.35 | 100.99 | 102.52 | 101.47 | 97.15  | 100.77 | 101.64 | 98.20  |

生産者製品在庫率指数

| 16年 1月 | 2月     | 3月     | 4月     | 5月     | 6月     | 7月     | 8月     | 9月     | 10月    | 11月    | 12月    |
|--------|--------|--------|--------|--------|--------|--------|--------|--------|--------|--------|--------|
| 119.39 | 99.61  | 77.96  | 85.15  | 100.97 | 107.24 | 102.16 | 108.19 | 98.29  | 95.55  | 102.16 | 103.47 |
| 123.61 | 96.85  | 64.94  | 79.96  | 101.79 | 103.51 | 100.20 | 103.91 | 100.13 | 104.96 | 109.42 | 110.97 |
| 116.90 | 101.84 | 85.58  | 87.59  | 101.57 | 108.22 | 103.95 | 110.38 | 97.61  | 90.45  | 97.49  | 98.34  |
| 105.78 | 105.58 | 106.76 | 104.72 | 103.24 | 114.31 | 105.71 | 104.22 | 96.19  | 90.13  | 89.98  | 95.71  |
| 124.55 | 120.75 | 89.01  | 118.74 | 114.31 | 108.93 | 105.71 | 112.02 | 87.29  | 70.01  | 72.72  | 75.00  |
| 115.55 | 118.32 | 102.03 | 89.41  | 94.03  | 89.75  | 91.54  | 110.87 | 107.04 | 101.77 | 95.88  | 84.49  |
| 113.94 | 105.76 | 88.66  | 90.58  | 95.12  | 96.08  | 103.25 | 113.71 | 102.17 | 95.52  | 102.67 | 92.20  |
| 134.74 | 129.28 | 91.59  | 140.32 | 130.11 | 122.42 | 109.65 | 107.95 | 73.90  | 49.57  | 44.41  | 65.42  |
| 112.42 | 97.33  | 90.22  | 103.95 | 107.45 | 100.94 | 99.67  | 109.23 | 100.04 | 96.30  | 91.22  | 91.28  |
| 113.09 | 104.10 | 86.05  | 97.96  | 104.61 | 101.50 | 99.47  | 107.87 | 93.01  | 98.85  | 97.61  | 95.93  |
| 113.09 | 104.10 | 86.05  | 97.96  | 104.61 | 101.50 | 99.47  | 107.87 | 93.01  | 98.85  | 97.61  | 95.93  |
| 113.09 | 104.10 | 86.05  | 97.96  | 104.61 | 101.50 | 99.47  | 107.87 | 93.01  | 98.85  | 97.61  | 95.93  |

6. 業種別及び特殊分類別季節指数 6. Seasonal Indices by Industry and by Use of Goods

(4) 生産者製品在庫指数及び生産者製品在庫率指数 (4) Indices of Producer's Inventory of Finished Goods Producer's Inventory Ratio of Finished Goods

| 分類<br>コード | 業種別                           |                 |                 |                   |                   |         |        |              |              |              | 403 | 404 | 405 | 406 | 407 | 408 | 409 | 410 | 411 | 412 | Industries<br>Code |
|-----------|-------------------------------|-----------------|-----------------|-------------------|-------------------|---------|--------|--------------|--------------|--------------|-----|-----|-----|-----|-----|-----|-----|-----|-----|-----|--------------------|
|           | 機械工業<br>Machinery<br>industry | 機械工業<br>(除. 造船) | 電気機械工<br>業(旧分類) | 化学工業<br>(含. 化学繊維) | 繊維工業<br>(除. 化学繊維) | 電力・ガス事業 | 新聞・出版業 | 情報化関連<br>資本財 | 情報化関連<br>消費財 | 情報化関連<br>生産財 |     |     |     |     |     |     |     |     |     |     |                    |

| 16年 1月    | 2月     | 3月    | 4月    | 5月     | 6月     | 7月     | 8月     | 9月     | 10月    | 11月    | 12月    |
|-----------|--------|-------|-------|--------|--------|--------|--------|--------|--------|--------|--------|
| 106.41    | 107.47 | 90.90 | 93.31 | 99.70  | 101.54 | 103.41 | 100.98 | 92.04  | 101.20 | 104.10 | 98.97  |
| 106.41    | 107.47 | 90.90 | 93.31 | 99.70  | 101.54 | 103.41 | 100.98 | 92.04  | 101.20 | 104.10 | 98.97  |
| 101.77    | 104.65 | 93.78 | 99.01 | 104.39 | 101.15 | 99.01  | 100.03 | 93.50  | 98.73  | 101.11 | 95.73  |
| 104.24    | 105.89 | 98.15 | 98.05 | 101.15 | 100.39 | 99.60  | 100.91 | 96.51  | 97.39  | 98.81  | 99.00  |
| 101.66    | 101.20 | 98.50 | 97.20 | 96.66  | 97.46  | 99.81  | 101.43 | 101.21 | 101.12 | 101.59 | 102.18 |
| 0.00      | 0.00   | 0.00  | 0.00  | 0.00   | 0.00   | 0.00   | 0.00   | 0.00   | 0.00   | 0.00   | 0.00   |
| 0.00      | 0.00   | 0.00  | 0.00  | 0.00   | 0.00   | 0.00   | 0.00   | 0.00   | 0.00   | 0.00   | 0.00   |
| 100.44    | 104.46 | 90.90 | 94.06 | 97.75  | 104.62 | 109.75 | 99.60  | 94.43  | 99.94  | 100.81 | 102.92 |
| 0.00      | 0.00   | 0.00  | 0.00  | 0.00   | 0.00   | 0.00   | 0.00   | 0.00   | 0.00   | 0.00   | 0.00   |
| 100.93    | 102.47 | 95.67 | 98.65 | 100.38 | 100.73 | 103.63 | 102.17 | 97.10  | 98.60  | 102.65 | 97.14  |
| Jan. 2004 | Feb.   | Mar.  | Apr.  | May.   | Jun.   | Jul.   | Aug.   | Sep.   | Oct.   | Nov.   | Dec.   |

Indices of Producer's Inventory Ratio of Finished Goods

| 16年 1月    | 2月     | 3月    | 4月    | 5月     | 6月     | 7月     | 8月     | 9月    | 10月    | 11月    | 12月    |
|-----------|--------|-------|-------|--------|--------|--------|--------|-------|--------|--------|--------|
| 120.66    | 104.43 | 75.73 | 95.37 | 104.79 | 97.57  | 99.50  | 111.32 | 84.28 | 102.93 | 102.53 | 100.99 |
| 120.66    | 104.43 | 75.73 | 95.37 | 104.79 | 97.57  | 99.50  | 111.32 | 84.28 | 102.93 | 102.53 | 100.99 |
| 117.65    | 108.62 | 83.13 | 99.25 | 107.72 | 102.00 | 101.01 | 104.91 | 85.90 | 98.56  | 97.67  | 93.82  |
| 115.13    | 108.34 | 90.88 | 97.86 | 105.31 | 102.68 | 96.34  | 105.28 | 91.97 | 94.17  | 96.76  | 95.34  |
| 111.86    | 101.07 | 88.45 | 87.80 | 94.08  | 99.61  | 104.14 | 110.04 | 96.21 | 97.33  | 102.58 | 107.06 |
| 0.00      | 0.00   | 0.00  | 0.00  | 0.00   | 0.00   | 0.00   | 0.00   | 0.00  | 0.00   | 0.00   | 0.00   |
| 0.00      | 0.00   | 0.00  | 0.00  | 0.00   | 0.00   | 0.00   | 0.00   | 0.00  | 0.00   | 0.00   | 0.00   |
| 99.98     | 103.05 | 73.78 | 97.13 | 99.04  | 106.31 | 112.34 | 105.75 | 89.75 | 105.91 | 99.08  | 106.63 |
| 0.00      | 0.00   | 0.00  | 0.00  | 0.00   | 0.00   | 0.00   | 0.00   | 0.00  | 0.00   | 0.00   | 0.00   |
| 109.03    | 108.50 | 92.83 | 98.36 | 101.32 | 97.33  | 99.45  | 104.75 | 88.93 | 96.28  | 103.37 | 100.14 |
| Jan. 2004 | Feb.   | Mar.  | Apr.  | May.   | Jun.   | Jul.   | Aug.   | Sep.  | Oct.   | Nov.   | Dec.   |

6. 業種別及び特殊分類別季節指数 6. Seasonal Indices by Industry and by Use of Goods

(4) 生産者製品在庫指数及び生産者製品在庫率指数 (4) Indices of Producer's Inventory of Finished Goods Producer's Inventory Ratio of Finished Goods

| 分類<br>コード | 業種                          |                       |                     |                  |   |                       |                      |                      |                         |  |                        |                          |
|-----------|-----------------------------|-----------------------|---------------------|------------------|---|-----------------------|----------------------|----------------------|-------------------------|--|------------------------|--------------------------|
|           | 鉱工業                         | 最終需要財                 | 投資財                 | 資本財              | 資本財<br>(除輸送機械)                                  | 非鉄金属<br>工業            | 金属製品<br>工業           | 一般機械<br>工業           | 電気機械<br>工業              | 情報通信<br>機械工業   | 輸送機械<br>工業             | 精密機械<br>工業               |
| 時系列       | Mining and<br>manufacturing | Final demand<br>goods | Investment<br>goods | Capital<br>goods | Capital goods<br>(excl. Transport<br>equipment) | Non-ferrous<br>metals | Fabricated<br>metals | General<br>machinery | Electrical<br>machinery | Information and<br>communication<br>electronics<br>equipment | Transport<br>equipment | Precision<br>instruments |
|           | 200                         | 201                   | 202                 | 203              | 204   | 205                   | 206                  | 207                  | 208                     | 209  | 210                    | 211                      |

生産者製品在庫指数

| 16年    | 1月     | 2月     | 3月     | 4月     | 5月     | 6月   | 7月     | 8月     | 9月   | 10月    | 11月    | 12月 |
|--------|--------|--------|--------|--------|--------|------|--------|--------|------|--------|--------|-----|
| 102.12 | 102.35 | 103.28 | 107.52 | 104.73 | 100.72 | 0.00 | 104.72 | 103.99 | 0.00 | 117.27 | 104.62 |     |
| 102.61 | 103.40 | 103.48 | 108.34 | 107.61 | 101.33 | 0.00 | 108.14 | 95.39  | 0.00 | 113.72 | 102.27 |     |
| 95.01  | 92.80  | 94.13  | 89.98  | 92.32  | 95.01  | 0.00 | 91.22  | 93.81  | 0.00 | 82.04  | 95.69  |     |
| 97.22  | 95.60  | 95.92  | 92.47  | 95.72  | 99.83  | 0.00 | 95.59  | 95.37  | 0.00 | 82.46  | 98.18  |     |
| 100.35 | 100.09 | 99.37  | 98.53  | 98.69  | 99.84  | 0.00 | 99.04  | 98.10  | 0.00 | 98.02  | 100.07 |     |
| 100.99 | 101.37 | 101.59 | 101.86 | 102.31 | 104.25 | 0.00 | 102.56 | 101.23 | 0.00 | 99.73  | 100.11 |     |
| 102.52 | 104.17 | 103.45 | 105.92 | 105.59 | 104.23 | 0.00 | 106.46 | 101.81 | 0.00 | 104.81 | 101.59 |     |
| 101.47 | 101.56 | 101.48 | 101.84 | 102.12 | 101.37 | 0.00 | 103.00 | 100.94 | 0.00 | 102.09 | 99.99  |     |
| 97.15  | 95.85  | 96.36  | 91.94  | 93.13  | 97.71  | 0.00 | 92.38  | 100.11 | 0.00 | 88.10  | 97.14  |     |
| 100.77 | 102.38 | 100.68 | 100.67 | 98.13  | 96.75  | 0.00 | 98.61  | 102.23 | 0.00 | 108.02 | 98.01  |     |
| 101.64 | 103.56 | 100.53 | 101.61 | 99.29  | 97.06  | 0.00 | 98.85  | 102.95 | 0.00 | 106.78 | 100.13 |     |
| 98.20  | 96.90  | 99.74  | 99.24  | 100.30 | 101.93 | 0.00 | 99.29  | 104.25 | 0.00 | 96.97  | 102.25 |     |

生産者製品在庫率指数

| 16年    | 1月     | 2月     | 3月     | 4月     | 5月     | 6月   | 7月     | 8月     | 9月   | 10月    | 11月    | 12月 |
|--------|--------|--------|--------|--------|--------|------|--------|--------|------|--------|--------|-----|
| 113.09 | 118.85 | 113.14 | 124.22 | 120.72 | 102.56 | 0.00 | 123.22 | 111.99 | 0.00 | 134.67 | 119.12 |     |
| 104.10 | 103.59 | 99.10  | 101.46 | 100.37 | 94.31  | 0.00 | 100.74 | 91.10  | 0.00 | 103.85 | 99.93  |     |
| 86.05  | 80.88  | 80.85  | 65.41  | 65.72  | 87.69  | 0.00 | 61.51  | 96.32  | 0.00 | 64.89  | 77.39  |     |
| 97.96  | 97.99  | 101.82 | 96.58  | 96.75  | 102.14 | 0.00 | 96.36  | 104.46 | 0.00 | 91.29  | 105.69 |     |
| 104.61 | 106.89 | 107.70 | 105.81 | 104.04 | 109.65 | 0.00 | 102.82 | 103.40 | 0.00 | 111.51 | 109.74 |     |
| 101.50 | 101.83 | 103.06 | 97.68  | 97.87  | 110.84 | 0.00 | 96.49  | 101.21 | 0.00 | 95.42  | 95.10  |     |
| 99.47  | 100.71 | 100.38 | 99.51  | 100.75 | 105.97 | 0.00 | 100.00 | 103.46 | 0.00 | 94.89  | 97.14  |     |
| 107.87 | 108.62 | 109.12 | 107.87 | 106.80 | 106.51 | 0.00 | 108.03 | 104.19 | 0.00 | 109.29 | 101.78 |     |
| 93.01  | 89.01  | 89.69  | 78.48  | 79.37  | 91.52  | 0.00 | 76.38  | 92.01  | 0.00 | 74.40  | 79.00  |     |
| 98.85  | 99.70  | 100.20 | 106.72 | 109.96 | 90.61  | 0.00 | 112.82 | 93.43  | 0.00 | 108.94 | 104.66 |     |
| 97.61  | 97.78  | 95.47  | 107.39 | 106.85 | 91.38  | 0.00 | 109.03 | 96.61  | 0.00 | 107.06 | 106.43 |     |
| 95.93  | 94.11  | 99.46  | 108.87 | 110.81 | 107.49 | 0.00 | 112.58 | 101.38 | 0.00 | 103.91 | 103.90 |     |

6. 業種別及び特殊分類別季節指数 6. Seasonal Indices by Industry and by Use of Goods

(4) 生産者製品在庫指数及び生産者製品在庫率指数 (4) Indices of Producer's Inventory of Finished Goods Producer's Inventory Ratio of Finished Goods

| 業種・土石<br>製品工業                              | その他工業                  | 家具工業      | その他<br>製品工業       | 建設財                   | 鉄鋼業               | 金属製品<br>工業           | 一般機械<br>工業           | 電気機械<br>工業              | 窯業・土石<br>製品工業                           | 化学工業      | 石油・石炭<br>製品工業                  | Industries<br>Code |
|--|------------------------|-----------|-------------------|-----------------------|-------------------|----------------------|----------------------|-------------------------|---|-----------|--------------------------------|--------------------|
|  |                        |           |                   |                       |                   |                      |                      |                         |   |           |                                |                    |
| Ceramics,<br>stone and<br>clay<br>products | Other<br>manufacturing | Furniture | Other<br>products | Construction<br>goods | Iron and<br>steel | Fabricated<br>metals | General<br>machinery | Electrical<br>machinery | Ceramics,<br>stone and<br>clay products | Chemicals | Petroleum and<br>coal products |                    |
| 212  | 213                    | 214       | 215               | 216                   | 217               | 218                  | 219                  | 220                     | 221                                     | 222       | 223                            |                    |

Indices of Producer's Inventory of Finished Goods

|        |        |        |        |        |        |        |      |        |        |        |        |           |
|--------|--------|--------|--------|--------|--------|--------|------|--------|--------|--------|--------|-----------|
| 100.87 | 117.45 | 119.67 | 105.90 | 100.16 | 103.33 | 100.85 | 0.00 | 105.12 | 98.79  | 106.99 | 104.12 | Jan. 2004 |
| 98.90  | 121.54 | 122.67 | 116.72 | 99.74  | 101.09 | 103.81 | 0.00 | 103.48 | 96.23  | 108.00 | 105.81 | Feb.      |
| 93.77  | 100.33 | 92.98  | 148.70 | 97.54  | 94.79  | 99.22  | 0.00 | 94.31  | 96.57  | 95.84  | 89.36  | Mar.      |
| 96.11  | 95.24  | 90.64  | 120.83 | 98.80  | 98.77  | 99.50  | 0.00 | 94.94  | 98.22  | 97.71  | 109.26 | Apr.      |
| 98.55  | 94.17  | 91.99  | 107.05 | 99.85  | 101.16 | 100.32 | 0.00 | 97.12  | 99.63  | 98.31  | 109.23 | May.      |
| 101.64 | 96.65  | 96.65  | 93.16  | 101.43 | 103.22 | 99.60  | 0.00 | 100.37 | 102.24 | 100.18 | 102.28 | Jun.      |
| 103.41 | 96.62  | 99.14  | 79.72  | 101.30 | 97.14  | 99.86  | 0.00 | 101.33 | 102.33 | 99.78  | 96.13  | Jul.      |
| 103.21 | 89.63  | 91.89  | 73.56  | 101.24 | 99.98  | 100.86 | 0.00 | 98.79  | 102.08 | 97.98  | 99.87  | Aug.      |
| 98.67  | 86.35  | 87.53  | 81.01  | 99.85  | 97.66  | 100.28 | 0.00 | 94.33  | 101.16 | 95.40  | 94.64  | Sep.      |
| 101.03 | 94.47  | 96.37  | 82.75  | 100.53 | 99.92  | 100.27 | 0.00 | 102.92 | 101.48 | 98.03  | 93.53  | Oct.      |
| 101.68 | 101.29 | 103.01 | 91.25  | 99.76  | 99.99  | 98.43  | 0.00 | 104.29 | 100.59 | 98.88  | 93.12  | Nov.      |
| 102.04 | 106.43 | 107.68 | 99.72  | 99.85  | 103.25 | 97.02  | 0.00 | 103.21 | 100.66 | 102.95 | 102.69 | Dec.      |

Indices of Producer's Inventory Ratio of Finished Goods

|        |        |        |      |        |        |        |      |        |        |        |        |           |
|--------|--------|--------|------|--------|--------|--------|------|--------|--------|--------|--------|-----------|
| 108.54 | 131.52 | 131.52 | 0.00 | 104.20 | 108.39 | 112.59 | 0.00 | 110.99 | 97.35  | 123.80 | 116.95 | Jan. 2004 |
| 103.86 | 102.17 | 102.17 | 0.00 | 98.08  | 103.93 | 112.42 | 0.00 | 100.29 | 84.26  | 111.64 | 97.80  | Feb.      |
| 75.98  | 55.12  | 55.12  | 0.00 | 92.05  | 86.51  | 96.02  | 0.00 | 83.08  | 87.05  | 80.36  | 56.51  | Mar.      |
| 99.75  | 74.10  | 74.10  | 0.00 | 105.48 | 106.35 | 105.16 | 0.00 | 103.99 | 108.33 | 100.47 | 126.54 | Apr.      |
| 102.29 | 104.29 | 104.29 | 0.00 | 108.71 | 103.73 | 104.13 | 0.00 | 115.64 | 115.18 | 102.83 | 137.67 | May.      |
| 106.49 | 104.80 | 104.80 | 0.00 | 107.11 | 102.26 | 99.65  | 0.00 | 110.20 | 112.62 | 101.84 | 117.62 | Jun.      |
| 104.62 | 103.84 | 103.84 | 0.00 | 101.46 | 95.97  | 93.22  | 0.00 | 105.04 | 106.78 | 96.31  | 100.85 | Jul.      |
| 114.41 | 97.51  | 97.51  | 0.00 | 110.68 | 105.89 | 108.49 | 0.00 | 104.99 | 116.87 | 103.51 | 102.48 | Aug.      |
| 88.64  | 96.62  | 96.62  | 0.00 | 96.28  | 94.48  | 95.69  | 0.00 | 87.53  | 100.32 | 85.95  | 94.59  | Sep.      |
| 100.84 | 106.89 | 106.89 | 0.00 | 92.90  | 94.63  | 91.14  | 0.00 | 97.77  | 93.43  | 94.40  | 85.79  | Oct.      |
| 97.87  | 111.80 | 111.80 | 0.00 | 89.86  | 95.71  | 89.07  | 0.00 | 91.34  | 88.07  | 92.93  | 75.91  | Nov.      |
| 96.40  | 111.48 | 111.48 | 0.00 | 93.25  | 102.60 | 92.29  | 0.00 | 89.42  | 89.77  | 106.05 | 87.30  | Dec.      |



6. 業種別及び特殊分類別季節指数 6. Seasonal Indices by Industry and by Use of Goods

(4) 生産者製品在庫指数及び生産者製品在庫率指数 (4) Indices of Producer's Inventory of Finished Goods Producer's Inventory Ratio of Finished Goods

| 分類<br>コード | 業種別                 |          |                        |           |                           |        |                   |                              |                      |                         |  |                        |
|-----------|---------------------|----------|------------------------|-----------|---------------------------|--------|-------------------|------------------------------|----------------------|-------------------------|--|------------------------|
|           | プラスチック<br>製品工業      | 繊維工業     | その他工業                  | 家具工業      | 木材・<br>木製品工業              | 鉱業     | 消費財               | 耐久消費財                        | 金属製品<br>工業           | 電気機械<br>工業              | 情報通信<br>機械工業   | 輸送機械<br>工業             |
| 時系列       | Plastic<br>products | Textiles | Other<br>manufacturing | Furniture | Wood and<br>wood products | Mining | Consumer<br>goods | Durable<br>consumer<br>goods | Fabricated<br>metals | Electrical<br>machinery | Information and<br>communication<br>electronics<br>equipment | Transport<br>equipment |
|           | 224                 | 225      | 226                    | 227       | 228                       | 229    | 230               | 231                          | 232                  | 233                     | 234  | 235                    |

生産者製品在庫指数

| 16年 1月 | 101.86 | 88.54  | 97.88  | 103.39 | 97.18  | 100.30 | 101.17 | 105.81 | 63.39  | 106.87 | 98.73  | 121.83 |
|--------|--------|--------|--------|--------|--------|--------|--------|--------|--------|--------|--------|--------|
| 2      | 100.49 | 90.13  | 99.92  | 94.03  | 100.07 | 98.34  | 103.29 | 107.75 | 71.30  | 112.90 | 104.41 | 113.38 |
| 3      | 95.30  | 88.93  | 101.32 | 89.98  | 102.35 | 97.81  | 91.84  | 86.81  | 76.60  | 93.87  | 91.76  | 80.59  |
| 4      | 96.47  | 91.46  | 101.57 | 80.41  | 103.34 | 98.41  | 95.46  | 90.89  | 87.85  | 105.88 | 94.77  | 79.97  |
| 5      | 97.54  | 97.28  | 101.01 | 88.97  | 102.60 | 100.02 | 100.70 | 101.25 | 104.91 | 117.76 | 107.13 | 91.30  |
| 6      | 100.42 | 106.38 | 101.30 | 92.26  | 102.15 | 99.29  | 102.23 | 103.65 | 121.97 | 112.61 | 103.01 | 96.52  |
| 7      | 102.60 | 116.92 | 101.44 | 99.27  | 101.60 | 99.82  | 104.43 | 106.30 | 134.72 | 99.99  | 108.57 | 103.98 |
| 8      | 99.99  | 118.40 | 100.91 | 102.67 | 100.79 | 100.76 | 101.49 | 102.82 | 140.57 | 89.45  | 106.28 | 100.66 |
| 9      | 99.79  | 114.88 | 100.47 | 109.76 | 99.69  | 101.16 | 95.48  | 90.72  | 127.59 | 82.70  | 91.92  | 85.33  |
| 10     | 101.26 | 105.77 | 98.81  | 112.82 | 97.46  | 101.40 | 103.53 | 104.52 | 115.07 | 91.05  | 102.66 | 111.36 |
| 11     | 101.31 | 96.38  | 97.56  | 114.66 | 95.95  | 101.18 | 105.50 | 104.28 | 92.50  | 95.06  | 100.95 | 112.54 |
| 12     | 102.98 | 85.04  | 97.83  | 111.93 | 96.72  | 101.59 | 94.92  | 95.28  | 63.70  | 91.79  | 89.62  | 102.47 |

生産者製品在庫率指数

| 16年 1月 | 106.97 | 98.34  | 107.49 | 111.33 | 107.25 | 113.77 | 122.28 | 130.26 | 93.07  | 140.32 | 136.83 | 129.01 |
|--------|--------|--------|--------|--------|--------|--------|--------|--------|--------|--------|--------|--------|
| 2      | 99.17  | 93.60  | 106.07 | 90.55  | 107.41 | 97.78  | 107.46 | 108.08 | 94.71  | 115.43 | 120.33 | 101.94 |
| 3      | 88.02  | 82.32  | 104.68 | 82.90  | 106.78 | 88.05  | 80.58  | 69.83  | 64.73  | 65.98  | 71.15  | 65.36  |
| 4      | 107.47 | 89.94  | 102.40 | 89.26  | 103.53 | 102.09 | 94.86  | 90.94  | 84.09  | 95.94  | 96.44  | 85.40  |
| 5      | 107.85 | 114.09 | 101.44 | 98.10  | 101.85 | 107.26 | 106.07 | 109.16 | 131.56 | 118.58 | 114.78 | 103.46 |
| 6      | 107.46 | 124.62 | 100.08 | 102.09 | 99.93  | 101.63 | 101.59 | 101.95 | 132.58 | 102.04 | 102.55 | 96.48  |
| 7      | 104.39 | 130.53 | 97.20  | 94.97  | 97.31  | 99.51  | 100.18 | 99.80  | 127.39 | 83.78  | 108.79 | 98.35  |
| 8      | 105.86 | 118.25 | 105.11 | 111.26 | 104.22 | 109.27 | 108.14 | 115.12 | 131.99 | 91.29  | 111.12 | 123.82 |
| 9      | 89.81  | 105.99 | 97.13  | 101.52 | 96.19  | 102.23 | 89.59  | 80.89  | 106.97 | 81.46  | 81.72  | 77.82  |
| 10     | 92.92  | 82.99  | 90.27  | 104.49 | 89.78  | 93.87  | 98.79  | 100.75 | 96.20  | 108.38 | 88.54  | 106.65 |
| 11     | 90.41  | 82.21  | 91.51  | 105.71 | 90.15  | 92.30  | 100.36 | 98.81  | 81.81  | 108.71 | 86.94  | 107.32 |
| 12     | 99.83  | 77.39  | 96.59  | 108.28 | 95.52  | 92.37  | 90.16  | 94.28  | 55.00  | 88.29  | 80.72  | 104.17 |

6. 業種別及び特殊分類別季節指数 6. Seasonal Indices by Industry and by Use of Goods

(4) 生産者製品在庫指数及び生産者製品在庫率指数 (4) Indices of Producer's Inventory of Finished Goods Producer's Inventory Ratio of Finished Goods

| 分類<br>コード | 業種別                      |          |                        |           |                   |                                  |                         |                                    |  |           |                                   |                     | Industries<br>Code |
|-----------|--------------------------|----------|------------------------|-----------|-------------------|----------------------------------|-------------------------|------------------------------------|--|-----------|-----------------------------------|---------------------|--------------------|
|           | 精密機械<br>工業               | 繊維工業     | その他工業                  | 家具工業      | その他<br>製品工業       | 非耐久<br>消費財                       | 電気機械<br>工業              | 電子部品・<br>デバイス工業                    | 窯業・土石<br>製品工業                              | 化学工業      | 石油・石炭<br>製品工業                     | プラスチック<br>製品工業      |                    |
| 時系列       | Precision<br>instruments | Textiles | Other<br>manufacturing | Furniture | Other<br>products | Non-durable<br>consumer<br>goods | Electrical<br>machinery | Electronic<br>parts and<br>devices | Ceramics,<br>stone and<br>clay<br>products | Chemicals | Petroleum<br>and coal<br>products | Plastic<br>products | Time series        |
|           | 236                      | 237      | 238                    | 239       | 240               | 241                              | 242                     | 243                                | 244  | 245       | 246                               | 247                 |                    |

Index of Producer's Inventory of Finished Goods

| 16年 1月 | 102.91 | 94.15  | 100.84 | 104.50 | 95.31  | 97.41  | 97.38  | 0.00 | 99.90  | 100.49 | 101.55 | 97.59  | Jan. 2004 |
|--------|--------|--------|--------|--------|--------|--------|--------|------|--------|--------|--------|--------|-----------|
| 2      | 101.11 | 95.86  | 103.55 | 102.19 | 103.32 | 99.45  | 96.58  | 0.00 | 100.70 | 104.59 | 98.22  | 103.89 | Feb.      |
| 3      | 98.58  | 96.37  | 98.96  | 97.54  | 100.15 | 96.53  | 86.76  | 0.00 | 100.35 | 94.71  | 94.27  | 102.67 | Mar.      |
| 4      | 97.94  | 96.42  | 96.83  | 94.63  | 99.39  | 99.87  | 91.35  | 0.00 | 100.22 | 99.72  | 100.76 | 99.57  | Apr.      |
| 5      | 99.86  | 96.12  | 98.42  | 97.13  | 100.45 | 100.35 | 95.84  | 0.00 | 100.19 | 101.78 | 100.87 | 100.28 | May.      |
| 6      | 101.25 | 96.02  | 97.50  | 98.53  | 96.94  | 99.78  | 102.06 | 0.00 | 99.75  | 101.52 | 92.25  | 100.09 | Jun.      |
| 7      | 103.98 | 97.90  | 99.40  | 98.90  | 100.74 | 102.89 | 106.04 | 0.00 | 99.19  | 103.09 | 94.01  | 99.57  | Jul.      |
| 8      | 103.58 | 113.62 | 100.60 | 99.72  | 102.40 | 100.34 | 101.36 | 0.00 | 99.15  | 101.86 | 101.53 | 98.27  | Aug.      |
| 9      | 97.82  | 110.60 | 104.67 | 100.32 | 109.78 | 100.28 | 103.08 | 0.00 | 99.34  | 95.48  | 105.27 | 99.88  | Sep.      |
| 10     | 96.59  | 107.45 | 103.16 | 101.62 | 105.19 | 102.70 | 114.28 | 0.00 | 99.97  | 100.45 | 105.90 | 100.19 | Oct.      |
| 11     | 97.46  | 99.74  | 99.41  | 101.16 | 97.83  | 105.62 | 112.48 | 0.00 | 100.71 | 103.02 | 108.72 | 100.70 | Nov.      |
| 12     | 98.90  | 95.62  | 96.72  | 103.71 | 88.51  | 94.76  | 92.98  | 0.00 | 100.61 | 93.23  | 97.31  | 97.02  | Dec.      |

Indices of Producer's Inventory Ratio of Finished Goods

| 16年 1月 | 120.49 | 96.59  | 119.25 | 116.90 | 129.03 | 114.94 | 129.36 | 0.00 | 110.98 | 132.97 | 96.43  | 110.15 | Jan. 2004 |
|--------|--------|--------|--------|--------|--------|--------|--------|------|--------|--------|--------|--------|-----------|
| 2      | 110.01 | 101.72 | 111.90 | 101.84 | 128.51 | 106.75 | 109.19 | 0.00 | 102.47 | 112.37 | 99.99  | 112.58 | Feb.      |
| 3      | 93.00  | 93.50  | 88.24  | 85.58  | 91.15  | 89.01  | 86.77  | 0.00 | 94.39  | 84.72  | 87.97  | 99.91  | Mar.      |
| 4      | 102.29 | 103.92 | 103.63 | 87.59  | 129.47 | 97.08  | 90.90  | 0.00 | 95.09  | 101.42 | 105.38 | 88.09  | Apr.      |
| 5      | 102.28 | 112.55 | 108.15 | 101.57 | 122.34 | 103.77 | 112.78 | 0.00 | 100.68 | 111.24 | 105.24 | 98.25  | May.      |
| 6      | 110.37 | 115.77 | 109.76 | 108.22 | 115.57 | 102.45 | 105.43 | 0.00 | 94.30  | 99.96  | 103.00 | 99.32  | Jun.      |
| 7      | 107.93 | 113.33 | 106.07 | 103.95 | 106.43 | 100.73 | 103.30 | 0.00 | 94.44  | 91.48  | 99.60  | 100.31 | Jul.      |
| 8      | 109.80 | 123.53 | 109.66 | 110.38 | 109.45 | 103.29 | 104.47 | 0.00 | 109.12 | 99.18  | 101.80 | 105.15 | Aug.      |
| 9      | 79.38  | 100.54 | 91.13  | 97.61  | 81.38  | 95.42  | 96.16  | 0.00 | 99.92  | 84.89  | 111.11 | 98.79  | Sep.      |
| 10     | 83.05  | 81.63  | 79.20  | 90.45  | 61.03  | 97.63  | 104.56 | 0.00 | 99.40  | 98.27  | 105.03 | 95.53  | Oct.      |
| 11     | 84.99  | 75.38  | 86.19  | 97.49  | 54.98  | 100.96 | 88.24  | 0.00 | 99.69  | 101.67 | 104.81 | 97.92  | Nov.      |
| 12     | 96.02  | 81.67  | 86.45  | 98.34  | 69.90  | 88.07  | 69.18  | 0.00 | 99.45  | 81.61  | 80.35  | 93.72  | Dec.      |

6. 業種別及び特殊分類別季節指数 6. Seasonal Indices by Industry and by Use of Goods

(4) 生産者製品在庫指数及び生産者製品在庫率指数 (4) Indices of Producer's Inventory of Finished Goods Producer's Inventory Ratio of Finished Goods

| 分類コード | 生産財                            |          |                   |                     |                  |                | 時系列            |
|-------|--------------------------------|----------|-------------------|---------------------|------------------|----------------|----------------|
|       | パルプ・紙・紙加工工業                    | 繊維工業     | 食料品・たばこ工業         | その他工業               | 皮革製品工業           | その他製品工業        |                |
|       | Pulp, paper and paper products | Textiles | Foods and tobacco | Other manufacturing | Leather products | Other products | Producer goods |
|       | 248                            | 249      | 250               | 251                 | 252              | 253            | 254            |

生産者製品在庫指数

| 16年 1月 | 2      | 3      | 4      | 5      | 6      | 7      | 8      | 9      | 10     | 11     | 12     |
|--------|--------|--------|--------|--------|--------|--------|--------|--------|--------|--------|--------|
| 97.48  | 101.44 | 95.83  | 97.37  | 103.15 | 105.26 | 107.77 | 101.29 | 101.52 | 103.07 | 102.39 | 83.47  |
| 105.81 | 103.84 | 98.52  | 95.37  | 93.38  | 93.71  | 97.09  | 99.86  | 100.07 | 101.47 | 104.08 | 106.88 |
| 90.70  | 93.01  | 96.29  | 103.56 | 101.47 | 106.76 | 109.05 | 99.11  | 101.69 | 101.43 | 105.76 | 90.92  |
| 100.93 | 102.46 | 94.65  | 94.52  | 96.66  | 98.07  | 103.99 | 104.06 | 106.24 | 102.97 | 101.10 | 94.35  |
| 106.97 | 103.32 | 92.89  | 92.47  | 93.31  | 98.00  | 107.85 | 102.70 | 99.84  | 98.24  | 101.06 | 103.15 |
| 97.38  | 103.28 | 96.11  | 96.46  | 99.25  | 97.49  | 101.13 | 104.22 | 109.78 | 105.33 | 100.99 | 88.64  |
| 101.91 | 101.92 | 97.21  | 98.25  | 100.68 | 100.89 | 100.80 | 101.27 | 98.09  | 99.60  | 100.00 | 99.46  |
| 102.09 | 102.20 | 97.34  | 98.26  | 100.61 | 100.81 | 100.76 | 101.24 | 97.88  | 99.51  | 99.90  | 99.49  |
| 103.76 | 100.48 | 93.22  | 98.53  | 101.33 | 102.02 | 100.17 | 103.43 | 97.06  | 99.73  | 100.27 | 100.19 |
| 99.83  | 101.11 | 100.01 | 99.85  | 101.16 | 102.28 | 100.67 | 98.30  | 97.89  | 98.09  | 98.99  | 101.89 |
| 99.86  | 101.82 | 102.92 | 102.14 | 101.88 | 100.84 | 101.20 | 98.33  | 98.14  | 98.81  | 98.41  | 95.68  |
| 105.50 | 104.25 | 97.27  | 96.13  | 96.45  | 97.85  | 99.80  | 97.36  | 96.26  | 100.49 | 105.30 | 103.27 |

生産者製品在庫率指数

| 16年 1月 | 2      | 3     | 4      | 5      | 6      | 7      | 8      | 9      | 10     | 11     | 12     |
|--------|--------|-------|--------|--------|--------|--------|--------|--------|--------|--------|--------|
| 111.94 | 107.44 | 87.95 | 96.72  | 107.19 | 105.51 | 106.30 | 108.14 | 101.47 | 97.31  | 97.42  | 72.67  |
| 119.73 | 99.31  | 81.37 | 76.43  | 84.84  | 98.63  | 107.23 | 110.19 | 92.81  | 98.82  | 111.35 | 119.62 |
| 109.44 | 105.83 | 95.62 | 99.47  | 101.98 | 106.85 | 104.35 | 99.53  | 101.64 | 97.32  | 100.34 | 77.60  |
| 122.62 | 106.78 | 80.13 | 106.67 | 114.96 | 113.10 | 112.03 | 108.82 | 87.41  | 76.63  | 84.37  | 85.66  |
| 114.86 | 85.15  | 69.02 | 82.01  | 103.14 | 117.30 | 121.97 | 102.66 | 92.06  | 96.42  | 108.06 | 107.56 |
| 125.64 | 120.97 | 88.89 | 97.55  | 116.86 | 112.29 | 107.15 | 111.89 | 85.01  | 66.52  | 67.88  | 73.67  |
| 107.83 | 104.64 | 90.71 | 97.58  | 103.35 | 100.92 | 98.52  | 107.43 | 95.84  | 97.89  | 97.15  | 98.33  |
| 107.80 | 104.81 | 90.86 | 97.58  | 103.29 | 100.84 | 98.48  | 107.36 | 95.66  | 97.91  | 97.17  | 98.43  |
| 106.62 | 103.50 | 87.71 | 102.15 | 99.61  | 100.69 | 98.52  | 106.06 | 97.46  | 101.35 | 97.99  | 100.04 |
| 107.23 | 101.86 | 94.21 | 98.44  | 103.53 | 100.96 | 97.09  | 108.40 | 97.12  | 92.19  | 95.75  | 103.02 |
| 116.99 | 110.56 | 96.35 | 98.20  | 100.90 | 95.27  | 94.57  | 101.49 | 97.12  | 95.76  | 96.78  | 96.16  |
| 110.87 | 98.07  | 81.50 | 89.72  | 96.19  | 90.88  | 96.38  | 116.36 | 98.38  | 108.14 | 109.07 | 104.83 |

6. 業種別及び特殊分類別季節指数 6. Seasonal Indices by Industry and by Use of Goods

(4) 生産者製品在庫指数及び生産者製品在庫率指数 (4) Indices of Producer's Inventory of Finished Goods Producer's Inventory Ratio of Finished Goods

| 分類コード | 生産財                  |   |                              |                     |                       |                                   |           |                             |                  |                                |          | 時系列               |
|-------|----------------------|---|------------------------------|---------------------|-----------------------|-----------------------------------|-----------|-----------------------------|------------------|--------------------------------|----------|-------------------|
|       | 電気機械工業               | 情報通信機械工業  | 電子部品・デバイス工業                  | 輸送機械工業              | 精密機械工業                | 窯業・土石製品工業                         | 化学工業      | 石油・石炭製品工業                   | プラスチック製品工業       | パルプ・紙・紙加工工業                    | 繊維工業     |                   |
|       | Electrical machinery | Information and communication electronics equipment | Electronic parts and devices | Transport equipment | Precision instruments | Ceramics, stone and clay products | Chemicals | Petroleum and coal products | Plastic products | Pulp, paper and paper products | Textiles | Foods and tobacco |
|       | 260                  | 261   | 262                          | 263                 | 264                   | 265                               | 266       | 267                         | 268              | 269                            | 270      | 271               |

Index of Producer's Inventory of Finished Goods

| 16年 1月    | 2      | 3      | 4      | 5      | 6      | 7      | 8      | 9      | 10     | 11     | 12     |
|-----------|--------|--------|--------|--------|--------|--------|--------|--------|--------|--------|--------|
| 97.99     | 99.15  | 91.17  | 92.35  | 99.07  | 103.76 | 109.47 | 104.71 | 96.00  | 102.84 | 104.00 | 99.67  |
| 101.04    | 99.12  | 93.79  | 94.50  | 102.32 | 104.13 | 102.88 | 104.99 | 99.60  | 101.65 | 99.87  | 95.97  |
| 101.10    | 102.48 | 95.37  | 99.36  | 100.38 | 100.86 | 102.41 | 102.54 | 96.74  | 98.78  | 103.02 | 97.09  |
| 100.85    | 88.22  | 98.46  | 97.27  | 99.54  | 99.93  | 101.57 | 100.43 | 105.33 | 102.29 | 101.41 | 105.02 |
| 90.04     | 103.66 | 111.80 | 111.37 | 112.81 | 119.09 | 109.15 | 92.72  | 82.51  | 88.36  | 96.07  | 83.00  |
| 100.70    | 102.18 | 99.90  | 99.48  | 101.16 | 101.06 | 100.92 | 102.16 | 98.82  | 98.31  | 97.74  | 97.61  |
| 105.72    | 106.49 | 99.43  | 97.67  | 100.49 | 99.33  | 98.00  | 100.93 | 97.12  | 96.22  | 96.62  | 100.78 |
| 98.48     | 91.83  | 89.78  | 99.40  | 100.49 | 98.35  | 100.45 | 106.40 | 104.85 | 105.08 | 104.86 | 99.97  |
| 100.62    | 101.54 | 99.48  | 99.19  | 99.35  | 100.80 | 101.68 | 98.80  | 98.54  | 99.78  | 100.96 | 99.27  |
| 100.44    | 101.24 | 98.66  | 98.03  | 101.45 | 101.80 | 100.45 | 101.96 | 99.34  | 99.50  | 99.03  | 98.10  |
| 101.11    | 100.95 | 97.92  | 98.64  | 100.10 | 100.80 | 101.35 | 102.05 | 99.29  | 99.22  | 98.60  | 100.00 |
| 105.25    | 104.31 | 93.94  | 99.16  | 97.91  | 99.56  | 107.01 | 98.22  | 94.76  | 102.43 | 104.04 | 93.47  |
| Jan. 2004 | Feb.   | Mar.   | Apr.   | May    | Jun.   | Jul.   | Aug.   | Sep.   | Oct.   | Nov.   | Dec.   |

Indices of Producer's Inventory Ratio of Finished Goods

| 16年 1月    | 2      | 3      | 4      | 5      | 6      | 7      | 8      | 9      | 10     | 11     | 12     |
|-----------|--------|--------|--------|--------|--------|--------|--------|--------|--------|--------|--------|
| 102.34    | 102.24 | 83.84  | 103.34 | 115.49 | 108.20 | 106.66 | 108.52 | 88.59  | 100.32 | 93.50  | 87.01  |
| 114.80    | 98.39  | 86.98  | 96.33  | 102.69 | 96.54  | 94.96  | 117.43 | 92.59  | 97.41  | 99.91  | 102.16 |
| 109.11    | 107.90 | 92.00  | 98.29  | 99.97  | 97.98  | 100.08 | 105.57 | 88.83  | 97.61  | 102.18 | 100.87 |
| 105.96    | 87.96  | 87.29  | 98.92  | 107.41 | 96.42  | 96.77  | 109.04 | 105.56 | 94.07  | 98.11  | 112.87 |
| 104.48    | 126.47 | 120.19 | 108.15 | 108.65 | 116.20 | 101.36 | 87.03  | 78.88  | 82.18  | 86.95  | 79.53  |
| 109.15    | 109.24 | 98.09  | 97.39  | 104.51 | 99.51  | 96.66  | 107.62 | 96.59  | 94.62  | 93.18  | 93.53  |
| 108.73    | 106.83 | 82.43  | 103.48 | 103.45 | 103.29 | 97.72  | 107.40 | 94.75  | 92.50  | 95.09  | 99.67  |
| 90.22     | 86.80  | 82.43  | 103.48 | 108.29 | 110.43 | 106.27 | 113.64 | 111.04 | 103.84 | 100.09 | 83.50  |
| 112.55    | 108.44 | 94.43  | 96.35  | 103.25 | 99.87  | 96.99  | 102.79 | 95.23  | 95.50  | 96.59  | 98.09  |
| 107.49    | 105.81 | 90.26  | 98.03  | 102.61 | 103.27 | 98.91  | 105.91 | 97.36  | 94.61  | 97.01  | 98.83  |
| 105.94    | 105.13 | 96.03  | 97.86  | 100.76 | 99.97  | 98.29  | 106.30 | 98.91  | 97.41  | 95.96  | 98.46  |
| 127.18    | 114.22 | 87.56  | 94.07  | 97.14  | 99.83  | 103.10 | 103.31 | 92.33  | 100.87 | 97.47  | 83.07  |
| Jan. 2004 | Feb.   | Mar.   | Apr.   | May    | Jun.   | Jul.   | Aug.   | Sep.   | Oct.   | Nov.   | Dec.   |

6. 業種別及び特殊分類別季節指数 6. Seasonal Indices by Industry and by Use of Goods

(4) 生産者製品在庫指数及び生産者製品在庫率指数 (4) Indices of Producer's Inventory of Finished Goods Producer's Inventory Ratio of Finished Goods

| 分類<br>コード | 業種別                 |                 |                  |                        |        |            |                   |                      |                       |                                   |           |                             |
|-----------|---------------------|-----------------|------------------|------------------------|--------|------------|-------------------|----------------------|-----------------------|-----------------------------------|-----------|-----------------------------|
|           | その他工業               | ゴム製品工業          | 皮革製品工業           | 木材・木製品工業               | 鉱業     | その他生産財     | 金属製品工業            | 電気機械工業               | 精密機械工業                | 窯業・土石製品工業                         | 化学工業      | 石油・石炭製品工業                   |
| 時系列       | Other manufacturing | Rubber products | Leather products | Wood and wood products | Mining | For others | Fabricated metals | Electrical machinery | Precision instruments | Ceramics, stone and clay products | Chemicals | Petroleum and coal products |
|           | 272                 | 273             | 274              | 275                    | 276    | 277        | 278               | 279                  | 280                   | 281                               | 282       | 283                         |

生産者製品在庫指数

| 16年 1月 | 97.00  | 97.29  | 101.39 | 94.92  | 103.64 | 97.23  | 100.39 | 86.87  | 104.08 | 101.20 | 98.75  | 99.51  |
|--------|--------|--------|--------|--------|--------|--------|--------|--------|--------|--------|--------|--------|
| 2      | 98.41  | 98.68  | 99.68  | 98.53  | 99.41  | 96.07  | 101.30 | 85.11  | 100.09 | 102.13 | 98.19  | 94.11  |
| 3      | 99.82  | 98.89  | 101.73 | 101.73 | 101.58 | 93.27  | 99.29  | 78.72  | 98.42  | 101.15 | 82.67  | 90.22  |
| 4      | 102.15 | 101.67 | 103.24 | 104.13 | 103.07 | 97.64  | 98.25  | 84.80  | 97.63  | 102.01 | 92.77  | 98.56  |
| 5      | 101.81 | 101.69 | 101.54 | 101.88 | 100.07 | 101.79 | 98.25  | 92.43  | 100.91 | 104.01 | 113.62 | 103.41 |
| 6      | 102.31 | 102.59 | 99.57  | 102.20 | 99.71  | 102.47 | 99.53  | 101.40 | 98.82  | 101.64 | 123.63 | 95.70  |
| 7      | 102.43 | 103.04 | 98.16  | 102.15 | 100.76 | 103.41 | 100.31 | 112.98 | 99.42  | 98.45  | 105.55 | 102.30 |
| 8      | 100.74 | 100.10 | 99.26  | 100.20 | 98.81  | 104.08 | 100.79 | 112.88 | 100.75 | 97.88  | 86.35  | 109.12 |
| 9      | 100.22 | 99.92  | 97.89  | 101.28 | 97.18  | 101.93 | 99.88  | 117.01 | 94.98  | 95.39  | 81.23  | 102.17 |
| 10     | 99.04  | 98.78  | 97.56  | 99.67  | 100.42 | 101.76 | 101.39 | 124.13 | 100.47 | 97.48  | 95.66  | 102.73 |
| 11     | 97.80  | 98.58  | 99.10  | 95.81  | 97.44  | 101.84 | 100.51 | 115.59 | 102.19 | 99.06  | 109.63 | 101.39 |
| 12     | 98.41  | 98.90  | 101.00 | 97.51  | 97.72  | 98.55  | 99.91  | 88.22  | 102.40 | 99.59  | 112.96 | 100.84 |

生産者製品在庫率指数

| 16年 1月 | 102.68 | 104.12 | 110.71 | 99.53  | 110.59 | 107.75 | 113.26 | 103.75 | 114.51 | 115.33 | 124.40 | 101.02 |
|--------|--------|--------|--------|--------|--------|--------|--------|--------|--------|--------|--------|--------|
| 2      | 103.35 | 101.33 | 106.85 | 102.48 | 96.93  | 100.27 | 98.35  | 98.13  | 98.84  | 110.15 | 97.75  | 95.00  |
| 3      | 96.65  | 89.91  | 101.47 | 105.59 | 91.73  | 87.29  | 87.43  | 81.57  | 94.43  | 92.20  | 78.97  | 83.81  |
| 4      | 104.54 | 101.84 | 105.78 | 110.35 | 107.33 | 96.94  | 89.71  | 91.89  | 100.42 | 96.09  | 88.26  | 102.72 |
| 5      | 106.37 | 108.01 | 104.88 | 105.26 | 106.37 | 105.09 | 101.50 | 108.04 | 121.12 | 100.06 | 115.39 | 111.69 |
| 6      | 100.52 | 100.82 | 95.96  | 100.89 | 101.22 | 101.78 | 96.97  | 109.29 | 92.97  | 89.51  | 112.38 | 100.76 |
| 7      | 97.06  | 97.98  | 88.45  | 98.64  | 100.22 | 100.21 | 100.93 | 116.69 | 96.26  | 87.28  | 101.16 | 101.73 |
| 8      | 108.92 | 111.36 | 101.45 | 103.47 | 108.19 | 109.21 | 110.03 | 129.22 | 102.84 | 104.14 | 99.81  | 103.06 |
| 9      | 94.84  | 94.53  | 96.90  | 95.81  | 98.28  | 98.90  | 97.91  | 109.78 | 83.93  | 91.99  | 74.01  | 99.79  |
| 10     | 92.61  | 93.22  | 95.63  | 91.65  | 99.60  | 97.52  | 102.82 | 106.74 | 98.30  | 104.99 | 88.88  | 98.26  |
| 11     | 93.39  | 95.49  | 95.44  | 89.09  | 89.57  | 98.90  | 99.22  | 86.76  | 95.08  | 104.49 | 104.73 | 102.58 |
| 12     | 99.27  | 101.67 | 96.59  | 97.32  | 89.90  | 96.34  | 101.70 | 58.77  | 101.05 | 103.68 | 116.14 | 99.83  |

6. 業種別及び特殊分類別季節指数 6. Seasonal Indices by Industry and by Use of Goods

(4) 生産者製品在庫指数及び生産者製品在庫率指数 (4) Indices of Producer's Inventory of Finished Goods Producer's Inventory Ratio of Finished Goods

| 業種別             | 業種別                            |                     |                 |                |        | Time series |
|-----------------|--------------------------------|---------------------|-----------------|----------------|--------|-------------|
|                 | パルプ・紙・紙加工工業                    | その他工業               | ゴム製品工業          | その他製品工業        | 鉱業     |             |
| Industries Code | Pulp, paper and paper products | Other manufacturing | Rubber products | Other products | Mining |             |
|                 | 284                            | 285                 | 286             | 287            | 288    |             |

Indices of Producer's Inventory of Finished Goods

| 2004 1月 | 99.17  | 95.18  | 92.05  | 98.62  | 97.45  | Jan. 2004 |
|---------|--------|--------|--------|--------|--------|-----------|
| 2       | 100.95 | 100.73 | 99.87  | 102.27 | 70.67  | Feb.      |
| 3       | 98.77  | 99.17  | 99.60  | 99.50  | 59.29  | Mar.      |
| 4       | 98.48  | 101.59 | 104.66 | 98.38  | 82.80  | Apr.      |
| 5       | 101.44 | 102.04 | 103.91 | 99.81  | 139.07 | May.      |
| 6       | 104.52 | 103.31 | 106.39 | 98.28  | 130.86 | Jun.      |
| 7       | 101.99 | 103.39 | 105.52 | 99.54  | 121.60 | Jul.      |
| 8       | 101.66 | 101.38 | 100.24 | 100.53 | 97.35  | Aug.      |
| 9       | 99.62  | 100.63 | 100.79 | 102.58 | 84.55  | Sep.      |
| 10      | 98.13  | 99.07  | 97.23  | 100.61 | 93.22  | Oct.      |
| 11      | 97.51  | 98.63  | 93.94  | 103.68 | 113.54 | Nov.      |
| 12      | 97.77  | 94.93  | 95.95  | 96.23  | 111.70 | Dec.      |

Indices of Producer's Inventory Ratio of Finished Goods

| 2004 1月 | 103.13 | 108.45 | 103.34 | 114.21 | 0.00 | Jan. 2004 |
|---------|--------|--------|--------|--------|------|-----------|
| 2       | 105.91 | 105.52 | 105.26 | 105.84 | 0.00 | Feb.      |
| 3       | 90.90  | 91.53  | 94.30  | 88.68  | 0.00 | Mar.      |
| 4       | 97.99  | 94.82  | 101.85 | 90.61  | 0.00 | Apr.      |
| 5       | 98.21  | 101.86 | 108.93 | 94.74  | 0.00 | May.      |
| 6       | 103.29 | 99.48  | 102.44 | 95.71  | 0.00 | Jun.      |
| 7       | 104.46 | 99.25  | 99.87  | 103.09 | 0.00 | Jul.      |
| 8       | 107.34 | 115.09 | 111.37 | 113.64 | 0.00 | Aug.      |
| 9       | 96.53  | 101.06 | 97.46  | 102.37 | 0.00 | Sep.      |
| 10      | 94.92  | 92.15  | 86.99  | 95.68  | 0.00 | Oct.      |
| 11      | 95.63  | 96.54  | 89.91  | 102.87 | 0.00 | Nov.      |
| 12      | 101.71 | 94.23  | 98.63  | 92.21  | 0.00 | Dec.      |

6. 業種別及び特殊分類別季節指数 6. Seasonal Indices by Industry and by Use of Goods

(4) 生産者製品在庫指数及び生産者製品在庫率指数 (4) Indices of Producer's Inventory of Finished Goods Producer's Inventory Ratio of Finished Goods

| 分類<br>コード | 鉱工業                         | 最終需要財                 | 投資財                 | 資本財              | 資本財<br>(除輸送機械)                                  | 製造設備用                             | 電力用                | 通信・放送用                                      | 農業用                | 建設用                 | 輸送用               | 事務用            |
|-----------|-----------------------------|-----------------------|---------------------|------------------|---|-----------------------------------|--------------------|---|--------------------|---------------------|-------------------|----------------|
|           | Mining and<br>manufacturing | Final demand<br>goods | Investment<br>goods | Capital<br>goods | Capital goods<br>(excl. Transport<br>equipment) | For<br>manufacturing<br>equipment | For<br>electricity | For<br>communication<br>and<br>broadcasting | For<br>agriculture | For<br>construction | For<br>transports | For<br>offices |
| 時系列       | 300                         | 301                   | 302                 | 303              | 304   | 305                               | 306                | 307   | 308                | 309                 | 310               | 311            |

生産者製品在庫指数

| 16年    | 1月     | 2月     | 3月     | 4月     | 5月     | 6月     | 7月     | 8月     | 9月     | 10月    | 11月    | 12月 |
|--------|--------|--------|--------|--------|--------|--------|--------|--------|--------|--------|--------|-----|
| 102.12 | 102.35 | 103.28 | 107.52 | 104.73 | 105.89 | 100.91 | 101.75 | 103.18 | 109.45 | 117.27 | 106.98 |     |
| 102.61 | 103.40 | 103.48 | 108.34 | 107.61 | 104.72 | 99.04  | 106.70 | 113.08 | 107.70 | 113.72 | 110.36 |     |
| 95.01  | 92.80  | 94.13  | 89.98  | 92.32  | 91.53  | 94.49  | 95.32  | 90.95  | 86.07  | 82.04  | 87.73  |     |
| 97.22  | 95.60  | 95.92  | 92.47  | 95.72  | 93.17  | 97.11  | 100.05 | 96.27  | 92.00  | 82.46  | 91.52  |     |
| 100.35 | 100.09 | 99.37  | 98.53  | 98.69  | 95.85  | 99.05  | 99.24  | 99.91  | 95.51  | 98.02  | 96.47  |     |
| 100.99 | 101.37 | 101.59 | 101.86 | 102.31 | 99.88  | 103.21 | 102.70 | 105.21 | 101.52 | 99.73  | 103.71 |     |
| 102.52 | 104.17 | 103.45 | 105.92 | 105.59 | 102.80 | 104.98 | 103.46 | 111.63 | 110.32 | 104.81 | 107.69 |     |
| 101.47 | 101.56 | 101.48 | 101.84 | 102.12 | 104.74 | 101.37 | 99.74  | 102.19 | 105.41 | 102.09 | 98.98  |     |
| 97.15  | 95.85  | 96.36  | 91.94  | 93.13  | 92.83  | 97.80  | 98.65  | 90.15  | 89.01  | 88.10  | 91.14  |     |
| 100.77 | 102.38 | 100.68 | 100.67 | 98.13  | 100.15 | 99.97  | 96.21  | 97.13  | 97.19  | 108.02 | 99.73  |     |
| 101.64 | 103.56 | 100.53 | 101.61 | 99.29  | 105.40 | 99.93  | 93.63  | 97.28  | 101.33 | 106.78 | 101.20 |     |
| 98.20  | 96.90  | 99.74  | 99.24  | 100.30 | 102.93 | 102.27 | 102.48 | 92.73  | 104.43 | 96.97  | 104.29 |     |

生産者製品在庫率指数

| 16年    | 1月     | 2月     | 3月     | 4月     | 5月     | 6月     | 7月     | 8月   | 9月     | 10月    | 11月    | 12月 |
|--------|--------|--------|--------|--------|--------|--------|--------|------|--------|--------|--------|-----|
| 113.09 | 118.85 | 113.14 | 124.22 | 120.72 | 116.51 | 108.54 | 96.18  | 0.00 | 117.05 | 134.67 | 114.90 |     |
| 104.10 | 103.59 | 99.10  | 101.46 | 100.37 | 102.37 | 98.10  | 98.89  | 0.00 | 98.29  | 103.85 | 103.48 |     |
| 86.05  | 80.88  | 80.85  | 65.41  | 65.72  | 68.44  | 81.03  | 88.13  | 0.00 | 54.89  | 64.89  | 59.66  |     |
| 97.96  | 97.99  | 101.82 | 96.58  | 96.75  | 98.79  | 100.70 | 106.40 | 0.00 | 102.66 | 91.29  | 86.63  |     |
| 104.61 | 106.89 | 107.70 | 105.81 | 104.04 | 104.20 | 105.73 | 113.13 | 0.00 | 108.01 | 111.51 | 100.38 |     |
| 101.50 | 101.83 | 103.06 | 97.68  | 97.87  | 99.94  | 105.58 | 114.58 | 0.00 | 101.50 | 95.42  | 104.57 |     |
| 99.47  | 100.71 | 100.38 | 99.51  | 100.75 | 102.47 | 108.02 | 104.68 | 0.00 | 111.48 | 94.89  | 107.67 |     |
| 107.87 | 108.62 | 109.12 | 107.87 | 106.80 | 103.74 | 107.91 | 107.87 | 0.00 | 106.17 | 109.29 | 103.38 |     |
| 93.01  | 89.01  | 89.69  | 78.48  | 79.37  | 78.84  | 90.15  | 93.56  | 0.00 | 62.68  | 74.40  | 88.20  |     |
| 98.85  | 99.70  | 100.20 | 106.72 | 109.96 | 110.24 | 95.24  | 88.01  | 0.00 | 115.86 | 108.94 | 112.58 |     |
| 97.61  | 97.78  | 95.47  | 107.39 | 106.85 | 111.71 | 95.93  | 84.80  | 0.00 | 102.90 | 107.06 | 108.83 |     |
| 95.93  | 94.11  | 99.46  | 108.87 | 110.81 | 102.48 | 103.06 | 103.93 | 0.00 | 118.50 | 103.91 | 108.75 |     |

6. 業種別及び特殊分類別季節指数 6. Seasonal Indices by Industry and by Use of Goods

(4) 生産者製品在庫指数及び生産者製品在庫率指数 (4) Indices of Producer's Inventory of Finished Goods Producer's Inventory Ratio of Finished Goods

| その他の<br>資本財 | 建設財                   | 建築用                 | 土木用                | 消費財               | 耐久消費財                        | 家事用               | 冷暖房用                                    | 家具・<br>装飾品用                        | 娯楽・<br>教育用                        | 乗用車・<br>二輪車                          | 非耐久<br>消費財                       | Industries<br>Code |
|-------------|-----------------------|---------------------|--------------------|-------------------|------------------------------|-------------------|---|------------------------------------|-----------------------------------|--------------------------------------|----------------------------------|--------------------|
|             | Construction<br>goods | For<br>construction | For<br>engineering | Consumer<br>goods | Durable<br>consumer<br>goods | For house<br>work | For heating<br>and cooling<br>equipment | For furniture<br>and<br>furnishing | For education<br>and<br>amusement | Passenger<br>cars and<br>motorcycles | Non-durable<br>consumer<br>goods | Time series        |
| 312         | 313                   | 314                 | 315                | 316               | 317                          | 318               | 319                                     | 320                                | 321                               | 322                                  | 323                              |                    |

| 104.19 | 100.16 | 100.35 | 99.40  | 101.17 | 105.81 | 103.02 | 86.24  | 103.50 | 99.23  | 121.83 | 97.41  | Jan. 2004 |
|--------|--------|--------|--------|--------|--------|--------|--------|--------|--------|--------|--------|-----------|
| 107.58 | 99.74  | 100.98 | 94.68  | 103.29 | 107.75 | 111.23 | 95.27  | 102.29 | 103.51 | 113.38 | 99.45  | Feb.      |
| 97.35  | 97.54  | 98.94  | 91.77  | 91.84  | 86.81  | 89.73  | 88.51  | 96.56  | 95.61  | 80.59  | 96.53  | Mar.      |
| 100.02 | 98.80  | 99.72  | 95.44  | 95.46  | 90.89  | 95.28  | 110.92 | 94.94  | 96.11  | 79.97  | 99.87  | Apr.      |
| 102.31 | 99.85  | 100.26 | 98.25  | 100.70 | 101.25 | 103.46 | 126.47 | 96.57  | 104.90 | 91.30  | 100.35 | May.      |
| 102.78 | 101.43 | 101.69 | 101.30 | 102.23 | 103.65 | 110.02 | 121.50 | 98.24  | 101.53 | 96.52  | 99.78  | Jun.      |
| 100.34 | 101.30 | 101.08 | 102.05 | 104.43 | 106.30 | 105.87 | 111.45 | 99.16  | 106.44 | 103.98 | 102.89 | Jul.      |
| 100.59 | 101.24 | 100.65 | 103.44 | 101.49 | 102.82 | 96.72  | 108.24 | 101.04 | 105.24 | 100.66 | 100.34 | Aug.      |
| 96.02  | 99.85  | 98.92  | 103.12 | 95.48  | 90.72  | 91.55  | 95.94  | 100.96 | 95.95  | 85.33  | 100.28 | Sep.      |
| 96.60  | 100.53 | 99.72  | 104.71 | 103.53 | 104.52 | 99.61  | 92.79  | 103.71 | 101.67 | 111.36 | 102.70 | Oct.      |
| 95.97  | 99.76  | 98.72  | 103.28 | 105.50 | 104.28 | 102.97 | 86.68  | 101.90 | 99.00  | 112.54 | 105.62 | Nov.      |
| 96.41  | 99.85  | 98.98  | 102.63 | 94.92  | 95.28  | 90.69  | 75.89  | 101.12 | 90.66  | 102.47 | 94.78  | Dec.      |

| 137.67 | 104.20 | 108.42 | 91.09  | 122.28 | 130.26 | 134.77 | 0.00 | 110.50 | 133.03 | 129.01 | 114.94 | Jan. 2004 |
|--------|--------|--------|--------|--------|--------|--------|------|--------|--------|--------|--------|-----------|
| 101.67 | 98.08  | 104.53 | 73.62  | 107.46 | 108.08 | 114.20 | 0.00 | 100.64 | 120.39 | 101.94 | 106.75 | Feb.      |
| 65.70  | 92.05  | 96.22  | 76.36  | 80.58  | 69.83  | 61.94  | 0.00 | 86.74  | 80.59  | 65.36  | 89.01  | Mar.      |
| 94.44  | 105.48 | 104.62 | 108.75 | 94.86  | 90.94  | 91.47  | 0.00 | 95.82  | 104.60 | 85.40  | 97.08  | Apr.      |
| 100.51 | 108.71 | 106.36 | 117.83 | 106.07 | 109.16 | 119.67 | 0.00 | 106.06 | 115.69 | 103.46 | 103.77 | May.      |
| 90.50  | 107.11 | 104.38 | 117.06 | 101.59 | 101.95 | 108.88 | 0.00 | 110.32 | 106.06 | 96.48  | 102.45 | Jun.      |
| 88.58  | 101.46 | 98.63  | 112.08 | 100.18 | 99.80  | 91.07  | 0.00 | 105.90 | 106.98 | 98.35  | 100.73 | Jul.      |
| 107.57 | 110.68 | 107.12 | 123.84 | 108.14 | 115.12 | 99.21  | 0.00 | 112.01 | 109.96 | 123.82 | 103.29 | Aug.      |
| 84.68  | 96.28  | 93.80  | 106.08 | 89.59  | 80.89  | 85.13  | 0.00 | 96.23  | 82.05  | 77.82  | 95.42  | Sep.      |
| 110.39 | 92.90  | 90.91  | 97.42  | 98.79  | 100.75 | 107.62 | 0.00 | 91.23  | 80.36  | 106.65 | 97.63  | Oct.      |
| 104.59 | 89.86  | 90.45  | 86.65  | 100.36 | 98.81  | 107.07 | 0.00 | 91.78  | 79.90  | 107.32 | 100.96 | Nov.      |
| 114.10 | 93.25  | 94.62  | 89.37  | 90.16  | 94.28  | 79.17  | 0.00 | 92.86  | 79.96  | 104.17 | 88.07  | Dec.      |

## 6. 業種別及び特殊分類別季節指数 6. Seasonal Indices by Industry and by Use of Goods

(4) 生産者製品在庫指数及び生産者製品在庫率指数 (4) Indices of Producer's Inventory of Finished Goods Producer's Inventory Ratio of Finished Goods

| 分類<br>コード | 業種別                      |  |                                 |                             | 生産財<br>Producer goods<br>328 | 特殊分類別                                     |                   | Industries<br>Code |
|-----------|--------------------------|--|---------------------------------|-----------------------------|------------------------------|---|-------------------|--------------------|
|           | 家事用                      | 教育・<br>娯楽用                               | 被服・<br>履き物                      | 飲食料品                        |                              | 鉱工業用<br>生産財                               | その他用<br>生産財       |                    |
|           | For house<br>work<br>324 | For education<br>and<br>amusement<br>325 | Clothing and<br>footwear<br>326 | Food and<br>beverage<br>327 |                              | For mining<br>and<br>manufacturing<br>329 | For others<br>330 |                    |
| 時系列       |                          |  |                                 |                             |                              |   |                   | Time series        |

## 生産者製品在庫指数

## Indices of Producer's Inventory of Finished Goods

|     |    |        |        |        |        |        |        |        |           |
|-----|----|--------|--------|--------|--------|--------|--------|--------|-----------|
| 16年 | 1月 | 98.10  | 96.29  | 106.50 | 92.85  | 101.91 | 102.09 | 97.23  | Jan. 2004 |
|     | 2  | 100.51 | 100.03 | 103.80 | 94.36  | 101.92 | 102.20 | 96.07  | Feb.      |
|     | 3  | 93.18  | 101.27 | 97.85  | 95.16  | 97.21  | 97.34  | 93.27  | Mar.      |
|     | 4  | 97.07  | 105.70 | 94.83  | 102.47 | 98.25  | 98.26  | 97.64  | Apr.      |
|     | 5  | 99.44  | 103.32 | 93.10  | 100.56 | 100.68 | 100.61 | 101.79 | May.      |
|     | 6  | 99.69  | 101.85 | 94.58  | 103.84 | 100.89 | 100.81 | 102.47 | Jun.      |
|     | 7  | 102.37 | 103.64 | 98.49  | 107.22 | 100.80 | 100.76 | 103.41 | Jul.      |
|     | 8  | 102.24 | 97.87  | 100.32 | 100.52 | 101.27 | 101.24 | 104.08 | Aug.      |
|     | 9  | 99.88  | 99.75  | 100.07 | 101.98 | 98.09  | 97.88  | 101.93 | Sep.      |
|     | 10 | 105.03 | 97.36  | 101.11 | 103.67 | 99.60  | 99.51  | 101.76 | Oct.      |
|     | 11 | 107.37 | 102.57 | 103.70 | 106.55 | 100.00 | 99.90  | 101.84 | Nov.      |
|     | 12 | 95.17  | 90.34  | 105.66 | 90.93  | 99.46  | 99.49  | 98.55  | Dec.      |

## 生産者製品在庫率指数

## Indices of Producer's Inventory Ratio of Finished Goods

|     |    |        |        |        |        |        |        |        |           |
|-----|----|--------|--------|--------|--------|--------|--------|--------|-----------|
| 16年 | 1月 | 121.39 | 109.13 | 119.22 | 113.81 | 107.83 | 107.80 | 107.75 | Jan. 2004 |
|     | 2  | 105.00 | 116.75 | 97.68  | 105.98 | 104.64 | 104.81 | 100.27 | Feb.      |
|     | 3  | 85.58  | 97.91  | 77.99  | 93.32  | 90.71  | 90.86  | 87.29  | Mar.      |
|     | 4  | 96.72  | 109.40 | 77.02  | 98.33  | 97.55  | 97.58  | 96.94  | Apr.      |
|     | 5  | 109.17 | 105.11 | 87.23  | 101.32 | 103.35 | 103.29 | 105.09 | May.      |
|     | 6  | 101.60 | 105.08 | 101.57 | 104.51 | 100.92 | 100.84 | 101.78 | Jun.      |
|     | 7  | 97.26  | 98.42  | 109.07 | 104.55 | 98.52  | 98.48  | 100.21 | Jul.      |
|     | 8  | 105.87 | 92.37  | 109.63 | 101.10 | 107.43 | 107.36 | 109.21 | Aug.      |
|     | 9  | 93.92  | 95.21  | 92.75  | 101.05 | 95.84  | 95.66  | 98.90  | Sep.      |
|     | 10 | 101.48 | 90.85  | 98.58  | 100.69 | 97.89  | 97.91  | 97.52  | Oct.      |
|     | 11 | 100.44 | 100.12 | 111.60 | 96.61  | 97.15  | 97.17  | 98.90  | Nov.      |
|     | 12 | 81.43  | 79.42  | 117.98 | 78.87  | 98.33  | 98.43  | 96.34  | Dec.      |

6. 業種別及び特殊分類別季節指数 6. Seasonal Indices by Industry and by Use of Goods

(5) 稼働率指数 (5) Indices of Operating Ratio

Table with 12 columns representing different industry categories: 製造工業, 鉄鋼業, 非鉄金属工業, 非鉄金属地, 非鉄金属加工品, 金属製品工業, 一般機械工業, 電気機械工業, 情報通信機械工業, (特) 家庭用電気製品, 電子部品・デバイス工業, 輸送機械工業.

Table showing seasonal indices (季節指数) for 12 months (1月 to 12月) across the 12 industry categories.

Table showing 'Trading-day and holiday' index (曜日・祝祭日指数) for 16 years (16年) for 12 months (1月 to 12月) across the 12 industry categories.

Table showing 'Trading-day and holiday' index adjusted for seasonal effects (曜日・祝祭日調整済季節指数) for 16 years (16年) for 12 months (1月 to 12月) across the 12 industry categories.

Table showing 'Trading-day and holiday' index for 17 years (17年) for 12 months (1月 to 12月) across the 12 industry categories.

Table showing 'Trading-day and holiday' index adjusted for seasonal effects for 17 years (17年) for 12 months (1月 to 12月) across the 12 industry categories.

6. 業種別及び特殊分類別季節指数 6. Seasonal Indices by Industry and by Use of Goods

(5) 稼働率指数 (5) Indices of Operating Ratio

Table with 24 columns representing different industry categories: (特) 乗用車・バス・トラック, 精密機械工業, 窯業・土石製品工業, 化学工業, 化学肥料, ソーダ工業製品, 無機薬品・顔料, 高圧ガス, 石油系族, 環式中間物, 有機薬品, プラスチック, Industries Code.

Table showing seasonal indices (季節指数) for 12 months (1月 to 12月) across the 24 industry categories.

Table showing 'Trading-day and holiday' index (曜日・祝祭日指数) for 2004 (16年) for 12 months (1月 to 12月) across the 24 industry categories.

Table showing 'Trading-day and holiday' index adjusted for seasonal effects (曜日・祝祭日調整済季節指数) for 2004 (16年) for 12 months (1月 to 12月) across the 24 industry categories.

Table showing 'Trading-day and holiday' index for 2005 (17年) for 12 months (1月 to 12月) across the 24 industry categories.

Table showing 'Trading-day and holiday' index adjusted for seasonal effects for 2005 (17年) for 12 months (1月 to 12月) across the 24 industry categories.



6. 業種別及び特殊分類別季節指数 6. Seasonal Indices by Industry and by Use of Goods  
(5) 稼働率指数 (5) Indices of Operating Ratio

| 分類コード<br>時系列 | 合成ゴム              | 写真感光材料                              | 石けん・合成洗剤                       | 塗料・インキ                  | (特掲) 石油化学製品                    | 石油・石炭製品工業                   | パルプ・紙・紙加工品工業                   | 繊維工業     | その他工業               | (特掲) ゴム製品工業       | (参考) 製造工業 (除機械工業)                        | (参考) 機械工業          |
|--------------|-------------------|-------------------------------------|--------------------------------|-------------------------|--------------------------------|-----------------------------|--------------------------------|----------|---------------------|-------------------|--|--------------------|
|              | Synthetic rubbers | Sensitive materials for photography | Soaps and synthetic detergents | Paints and printing ink | (Petroleum chemicals products) | Petroleum and coal products | Pulp, paper and paper products | Textiles | Other manufacturing | (Rubber products) | Manufacturing (excl. Machinery industry) | Machinery industry |
|              | 25                | 26                                  | 27                             | 28                      | 29                             | 30                          | 31                             | 32       | 33                  | 34                | 400                                      | 401                |

季節指数

|    |        |        |        |        |        |        |        |        |        |        |        |        |
|----|--------|--------|--------|--------|--------|--------|--------|--------|--------|--------|--------|--------|
| 1月 | 108.38 | 81.09  | 60.54  | 89.77  | 107.68 | 109.69 | 93.14  | 99.29  | 89.24  | 87.71  | 96.75  | 90.71  |
| 2  | 99.44  | 97.32  | 85.43  | 95.33  | 98.81  | 102.45 | 95.37  | 98.97  | 99.33  | 96.83  | 96.99  | 102.74 |
| 3  | 91.87  | 110.13 | 102.29 | 110.67 | 100.52 | 108.42 | 104.11 | 100.30 | 108.70 | 106.08 | 105.10 | 116.02 |
| 4  | 99.69  | 100.53 | 103.51 | 98.81  | 98.01  | 99.67  | 100.84 | 99.76  | 104.85 | 102.90 | 99.05  | 97.47  |
| 5  | 101.58 | 98.96  | 92.05  | 93.05  | 97.49  | 91.76  | 100.29 | 100.34 | 95.56  | 95.24  | 97.85  | 96.26  |
| 6  | 90.05  | 109.56 | 116.02 | 100.41 | 90.87  | 84.55  | 100.80 | 100.02 | 103.65 | 104.58 | 99.40  | 106.89 |
| 7  | 104.27 | 98.05  | 114.51 | 101.41 | 100.05 | 99.35  | 100.34 | 100.42 | 104.70 | 107.25 | 102.09 | 106.74 |
| 8  | 103.23 | 87.42  | 79.75  | 92.73  | 102.35 | 102.76 | 95.58  | 99.96  | 87.23  | 88.19  | 96.65  | 88.21  |
| 9  | 95.57  | 107.01 | 100.97 | 106.65 | 95.29  | 95.10  | 100.31 | 100.09 | 101.26 | 102.97 | 100.17 | 104.15 |
| 10 | 94.89  | 105.05 | 111.40 | 106.49 | 99.85  | 94.87  | 105.27 | 100.48 | 105.49 | 107.18 | 102.16 | 99.15  |
| 11 | 103.41 | 107.45 | 121.93 | 103.77 | 101.86 | 101.88 | 103.47 | 100.23 | 102.06 | 102.91 | 101.92 | 98.26  |
| 12 | 107.60 | 97.16  | 111.14 | 100.89 | 107.27 | 109.55 | 100.50 | 100.10 | 97.91  | 98.10  | 101.84 | 93.34  |

曜日・祝祭日指数(16年)

|        |        |        |        |        |        |        |        |        |        |        |        |        |
|--------|--------|--------|--------|--------|--------|--------|--------|--------|--------|--------|--------|--------|
| 16年 1月 | 100.27 | 99.77  | 99.96  | 99.50  | 100.13 | 99.86  | 99.81  | 99.97  | 99.98  | 100.06 | 99.86  | 99.59  |
| 2      | 102.55 | 101.62 | 102.11 | 101.18 | 102.56 | 102.54 | 102.17 | 102.53 | 102.44 | 102.65 | 102.25 | 101.32 |
| 3      | 98.70  | 101.38 | 100.30 | 102.81 | 99.34  | 100.75 | 101.08 | 100.21 | 100.15 | 99.69  | 100.75 | 102.34 |
| 4      | 100.37 | 100.77 | 100.50 | 100.94 | 100.22 | 99.97  | 100.28 | 100.08 | 100.19 | 100.07 | 100.26 | 100.89 |
| 5      | 101.26 | 98.22  | 99.48  | 96.66  | 100.62 | 99.20  | 98.73  | 99.74  | 99.76  | 100.31 | 99.09  | 97.17  |
| 6      | 100.08 | 100.80 | 100.43 | 101.15 | 100.07 | 100.09 | 100.38 | 100.09 | 100.17 | 100.01 | 100.32 | 101.04 |
| 7      | 100.27 | 99.77  | 99.96  | 99.50  | 100.13 | 99.86  | 99.81  | 99.97  | 99.98  | 100.06 | 99.86  | 99.59  |
| 8      | 99.98  | 99.80  | 99.89  | 99.71  | 99.98  | 99.98  | 99.91  | 99.98  | 99.96  | 100.00 | 99.92  | 99.74  |
| 9      | 100.65 | 100.73 | 100.56 | 100.72 | 100.38 | 99.84  | 100.17 | 100.06 | 100.21 | 100.14 | 100.21 | 100.73 |
| 10     | 100.12 | 98.36  | 99.21  | 97.49  | 100.00 | 99.70  | 99.15  | 99.80  | 99.68  | 100.05 | 99.31  | 97.77  |
| 11     | 100.65 | 100.73 | 100.56 | 100.72 | 100.38 | 99.84  | 100.17 | 100.06 | 100.21 | 100.14 | 100.21 | 100.73 |
| 12     | 100.42 | 101.18 | 100.71 | 101.52 | 100.26 | 100.01 | 100.46 | 100.13 | 100.27 | 100.07 | 100.41 | 101.41 |

曜日・祝祭日調整済季節指数(16年)

|        |        |        |        |        |        |        |        |        |        |        |        |        |
|--------|--------|--------|--------|--------|--------|--------|--------|--------|--------|--------|--------|--------|
| 16年 1月 | 108.67 | 80.90  | 60.52  | 89.32  | 107.82 | 109.54 | 92.96  | 99.26  | 89.22  | 87.76  | 96.61  | 90.34  |
| 2      | 101.98 | 98.90  | 87.23  | 96.45  | 101.34 | 105.05 | 97.44  | 101.47 | 101.75 | 99.40  | 99.17  | 104.10 |
| 3      | 90.68  | 111.65 | 102.60 | 113.78 | 99.86  | 109.23 | 105.23 | 100.51 | 108.86 | 105.75 | 105.89 | 118.73 |
| 4      | 100.06 | 101.30 | 104.03 | 99.74  | 98.23  | 99.64  | 101.12 | 99.84  | 105.05 | 102.97 | 99.31  | 98.34  |
| 5      | 102.86 | 97.20  | 91.57  | 89.94  | 98.09  | 91.03  | 99.02  | 100.08 | 95.33  | 95.54  | 96.96  | 93.54  |
| 6      | 90.12  | 110.44 | 116.52 | 101.56 | 90.93  | 84.63  | 101.18 | 100.11 | 103.83 | 104.59 | 99.72  | 108.00 |
| 7      | 104.55 | 97.82  | 114.46 | 100.90 | 100.18 | 99.21  | 100.15 | 100.39 | 104.68 | 107.31 | 101.95 | 106.30 |
| 8      | 103.21 | 87.25  | 79.66  | 92.46  | 102.33 | 102.74 | 95.49  | 99.94  | 87.20  | 88.19  | 96.57  | 87.98  |
| 9      | 96.19  | 107.79 | 101.54 | 107.42 | 96.65  | 94.95  | 100.48 | 100.15 | 101.47 | 103.11 | 100.38 | 104.91 |
| 10     | 95.00  | 103.33 | 110.52 | 103.82 | 99.85  | 94.59  | 104.38 | 100.28 | 105.15 | 107.23 | 101.46 | 96.94  |
| 11     | 104.08 | 108.23 | 122.61 | 104.52 | 102.25 | 101.72 | 103.65 | 100.29 | 102.27 | 103.05 | 102.13 | 98.98  |
| 12     | 108.05 | 98.31  | 111.93 | 102.42 | 107.55 | 109.56 | 100.96 | 100.23 | 98.17  | 98.17  | 102.26 | 94.66  |

曜日・祝祭日指数(17年)

|        |        |        |        |        |        |        |        |        |        |        |        |        |
|--------|--------|--------|--------|--------|--------|--------|--------|--------|--------|--------|--------|--------|
| 17年 1月 | 98.12  | 98.59  | 98.74  | 98.95  | 98.92  | 100.57 | 99.87  | 99.90  | 99.54  | 99.61  | 99.71  | 98.82  |
| 2      | 99.12  | 99.12  | 99.12  | 99.12  | 99.12  | 99.12  | 99.12  | 99.12  | 99.12  | 99.12  | 99.12  | 99.12  |
| 3      | 100.70 | 101.14 | 100.77 | 101.29 | 100.42 | 99.88  | 100.35 | 100.11 | 100.29 | 100.14 | 100.36 | 101.25 |
| 4      | 100.23 | 99.37  | 99.75  | 98.93  | 100.09 | 99.81  | 99.62  | 99.92  | 99.89  | 100.05 | 99.70  | 99.07  |
| 5      | 101.41 | 99.63  | 100.23 | 98.65  | 100.75 | 99.36  | 99.39  | 99.91  | 100.06 | 100.32 | 99.64  | 98.97  |
| 6      | 100.08 | 100.80 | 100.43 | 101.15 | 100.07 | 100.09 | 100.38 | 100.09 | 100.17 | 100.01 | 100.32 | 101.04 |
| 7      | 100.12 | 98.36  | 99.21  | 97.49  | 100.00 | 99.70  | 99.15  | 99.80  | 99.68  | 100.05 | 99.31  | 97.77  |
| 8      | 100.13 | 101.21 | 100.64 | 101.73 | 100.11 | 100.13 | 100.56 | 100.14 | 100.25 | 100.01 | 100.47 | 101.56 |
| 9      | 100.65 | 100.73 | 100.56 | 100.72 | 100.38 | 99.84  | 100.17 | 100.06 | 100.21 | 100.14 | 100.21 | 100.73 |
| 10     | 100.12 | 98.36  | 99.21  | 97.49  | 100.00 | 99.70  | 99.15  | 99.80  | 99.68  | 100.05 | 99.31  | 97.77  |
| 11     | 100.65 | 100.73 | 100.56 | 100.72 | 100.38 | 99.84  | 100.17 | 100.06 | 100.21 | 100.14 | 100.21 | 100.73 |
| 12     | 100.27 | 99.77  | 99.96  | 99.50  | 100.13 | 99.86  | 99.81  | 99.97  | 99.98  | 100.06 | 99.86  | 99.59  |

曜日・祝祭日調整済季節指数(17年)

|        |        |        |        |        |        |        |        |        |        |        |        |        |
|--------|--------|--------|--------|--------|--------|--------|--------|--------|--------|--------|--------|--------|
| 17年 1月 | 106.34 | 79.95  | 59.78  | 88.83  | 106.52 | 110.32 | 93.02  | 99.19  | 88.83  | 87.37  | 96.47  | 89.64  |
| 2      | 98.56  | 96.46  | 84.68  | 94.49  | 97.94  | 101.55 | 94.53  | 98.10  | 98.46  | 95.98  | 96.14  | 101.84 |
| 3      | 92.51  | 111.39 | 103.08 | 112.10 | 100.94 | 108.29 | 104.47 | 100.41 | 109.02 | 106.23 | 105.48 | 117.47 |
| 4      | 99.92  | 99.90  | 103.25 | 97.75  | 98.10  | 99.48  | 100.46 | 99.68  | 104.73 | 102.95 | 98.75  | 96.56  |
| 5      | 103.01 | 98.59  | 92.26  | 91.79  | 98.22  | 91.17  | 99.68  | 100.25 | 95.62  | 95.54  | 97.50  | 95.27  |
| 6      | 90.12  | 110.44 | 116.52 | 101.56 | 90.93  | 84.63  | 101.18 | 100.11 | 103.83 | 104.59 | 99.72  | 108.00 |
| 7      | 104.40 | 96.44  | 113.61 | 98.86  | 100.05 | 99.49  | 100.22 | 104.36 | 107.30 | 101.39 | 104.36 | 104.36 |
| 8      | 103.36 | 88.48  | 80.26  | 94.33  | 102.46 | 102.89 | 96.12  | 100.10 | 87.45  | 88.20  | 97.10  | 89.59  |
| 9      | 96.19  | 107.79 | 101.54 | 107.42 | 95.65  | 94.95  | 100.48 | 100.15 | 101.47 | 103.11 | 100.38 | 104.91 |
| 10     | 95.00  | 103.33 | 110.52 | 103.82 | 99.85  | 94.59  | 104.38 | 100.28 | 105.15 | 107.23 | 101.46 | 96.94  |
| 11     | 104.08 | 108.23 | 122.61 | 104.52 | 102.25 | 101.72 | 103.65 | 100.29 | 102.27 | 103.05 | 102.13 | 98.98  |
| 12     | 107.89 | 96.94  | 111.10 | 100.39 | 107.41 | 109.40 | 100.31 | 100.07 | 97.89  | 98.16  | 101.70 | 92.96  |

6. 業種別及び特殊分類別季節指数 6. Seasonal Indices by Industry and by Use of Goods  
(5) 稼働率指数 (5) Indices of Operating Ratio

| (参考) 電気機械工業 (旧分類)                   | (参考) パルプ・紙・紙加工品工業 (除紙板・カルシート)                                       | Industries Code |
|-------------------------------------|---|-----------------|
| Electrical machinery (1995 version) | Pulp, paper and paper products (excl. Corrugated card board sheets) |                 |
| 402                                 | 403   |                 |

Seasonal Index

|        |        |      |
|--------|--------|------|
| 87.52  | 95.21  | Jan. |
| 99.33  | 96.06  | Feb. |
| 116.04 | 104.79 | Mar. |
| 101.68 | 100.05 | Apr. |
| 102.13 | 100.94 | May. |
| 112.36 | 100.33 | Jun. |
| 108.27 | 99.63  | Jul. |
| 88.35  | 96.08  | Aug. |
| 100.04 | 100.22 | Sep. |
| 95.82  | 104.69 | Oct. |
| 95.14  | 102.38 | Nov. |
| 93.14  | 99.64  | Dec. |

"Trading-day and holiday" Index (2004)

|        |        |           |
|--------|--------|-----------|
| 99.72  | 99.84  | Jan. 2004 |
| 101.50 | 102.31 | Feb.      |
| 101.58 | 100.84 | Mar.      |
| 100.85 | 100.18 | Apr.      |
| 97.97  | 99.03  | May.      |
| 100.90 | 100.27 | Jun.      |
| 99.72  | 99.84  | Jul.      |
| 99.77  | 99.93  | Aug.      |
| 100.81 | 100.10 | Sep.      |
| 98.15  | 99.37  | Oct.      |
| 100.81 | 100.10 | Nov.      |
| 101.30 | 100.32 | Dec.      |

Seasonal Index without "Trading-day and holiday" effects (2004)

|        |        |           |
|--------|--------|-----------|
| 87.27  | 95.06  | Jan. 2004 |
| 100.82 | 98.28  | Feb.      |
| 117.87 | 105.67 | Mar.      |
| 102.54 | 100.23 | Apr.      |
| 100.06 | 99.96  | May.      |
| 113.37 | 100.60 | Jun.      |
| 107.97 | 99.47  | Jul.      |
| 88.15  | 96.01  | Aug.      |
| 100.85 | 100.32 | Sep.      |
| 94.05  | 104.03 | Oct.      |
| 95.91  | 102.48 | Nov.      |
| 94.35  | 99.96  | Dec.      |

"Trading-day and holiday" Index (2005)

|        |        |           |
|--------|--------|-----------|
| 98.47  | 99.97  | Jan. 2005 |
| 99.12  | 99.12  | Feb.      |
| 101.26 | 100.24 | Mar.      |
| 99.27  | 99.71  | Apr.      |
| 99.54  | 99.50  | May.      |
| 100.90 | 100.27 | Jun.      |
| 98.15  | 99.37  | Jul.      |
| 101.35 | 100.41 | Aug.      |
| 100.81 | 100.10 | Sep.      |
| 98.15  | 99.37  | Oct.      |
| 100.81 | 100.10 | Nov.      |
| 99.72  | 99.84  | Dec.      |

Seasonal Index without "Trading-day and holiday" effects (2005)

|        |        |           |
|--------|--------|-----------|
| 86.18  | 95.18  | Jan. 2005 |
| 98.46  | 95.21  | Feb.      |
| 117.50 | 105.04 | Mar.      |
| 100.94 | 99.76  | Apr.      |
| 101.66 | 100.44 | May.      |
| 113.37 | 100.60 | Jun.      |
| 106.27 | 99.00  | Jul.      |
| 89.54  | 96.47  | Aug.      |
| 100.85 | 100.32 | Sep.      |
| 94.05  | 104.03 | Oct.      |
| 95.91  | 102.48 | Nov.      |
| 92.88  | 99.48  | Dec.      |



## 7. (参考) X-11デフォルトによる季節調整済系列

Reference Table : Seasonal adjustment series by the Census Method II (X-11 Default of X-12-ARIMA)

平成 12年 = 100  
Index, 2000 = 100

<鉱工業: Mining and manufacturing>

|           | 生産<br>Production |  | 生産者出荷<br>Shipments |  |      |      |
|-----------|------------------|--|--------------------|--|------|------|
|           |                  | 前月(期)比<br>%Change<br>From Previous<br>Month(Quarter) |                    | 前月(期)比<br>%Change<br>From Previous<br>Month(Quarter) |      |      |
| 平成16年 I 期 | 100.2            | 2.7  | 102.2              | 2.0  | Q1   | 2004 |
| II 期      | 100.3            | 0.1  | 102.8              | 0.6  | Q2   |      |
| III 期     | 100.6            | 0.3  | 102.7              | ▲ 0.1  | Q3   |      |
| IV 期      | 99.6             | ▲ 1.0  | 101.8              | ▲ 0.9  | Q4   |      |
| 平成17年 I 期 | 101.6            | 2.0  | 102.8              | 1.0  | Q1   | 2005 |
| 平成16年 1月  | 99.9             | 1.1  | 102.6              | 0.3  | Jan. | 2004 |
| 2月        | 99.7             | ▲ 0.2  | 101.5              | ▲ 1.1  | Feb. |      |
| 3月        | 100.9            | 1.2  | 102.5              | 1.0  | Mar. |      |
| 4月        | 101.2            | 0.3  | 103.2              | 0.7  | Apr. |      |
| 5月        | 97.7             | ▲ 3.5  | 101.4              | ▲ 1.7  | May  |      |
| 6月        | 102.0            | 4.4  | 103.9              | 2.5  | Jun. |      |
| 7月        | 100.3            | ▲ 1.7  | 103.0              | ▲ 0.9  | Jul. |      |
| 8月        | 100.6            | 0.3  | 101.9              | ▲ 1.1  | Aug. |      |
| 9月        | 101.0            | 0.4  | 103.3              | 1.4  | Sep. |      |
| 10月       | 96.6             | ▲ 4.4  | 100.2              | ▲ 3.0  | Oct. |      |
| 11月       | 101.2            | 4.9  | 102.1              | 1.9  | Nov. |      |
| 12月       | 101.1            | ▲ 0.1  | 103.1              | 1.0  | Dec. |      |
| 平成17年 1月  | 101.9            | 0.8  | 103.0              | ▲ 0.1  | Jan. | 2005 |
| 2月        | 100.8            | ▲ 1.1  | 101.4              | ▲ 1.6  | Feb. |      |
| 3月        | 102.2            | 1.4  | 103.9              | 2.5  | Mar. |      |

## 注) Notes

## (1) 手法 (Method)

平成11年年間補正から季節調整方法を変更したことにより、参考として、これまでの季節調整方法であったセンサス局法 X-12-ARIMAのなかのX-11デフォルトによる季節調整済指数系列の試算を行った。  
具体的には以下のとおり。

$$\text{季節調整済指数} = \text{原指数} \div \text{季節指数}$$

Seasonal adjustment series by the Census Method II (X-11 Default of X-12-ARIMA), the formerly adopted method, has been calculated as reference since 1999 annual revision.

$$\text{Seasonal adjustment index} = \text{Original Index} \div \text{Seasonal index}$$

## (2) 季節指数等の運用 (Employment of seasonal indices)

平成17年1月以降の季節指数は、暫定季節調整方式を採用している。具体的には、平成16年の季節指数を適用している。

The method of temporary seasonal adjustment is adopted for the seasonal index after January, 2005. That is to say, the monthly seasonal indexes in 2004 is adopted as those in 2005.