

平成29年度


国民健康保険実態調査報告



厚生労働省保険局

平成29年度

国民健康保険実態調査報告

 厚生労働省保険局

ま え が き

この報告書は、平成29年度に実施した国民健康保険実態調査の結果をまとめたものである。

本調査は、国民健康保険における保険者の保険料（税）賦課の状況及び被保険者の年齢、所得、職業等を調査し、国民健康保険制度の運営、設計のための基礎資料を得ることを目的として、昭和37年度から実施され、今回はその第56回目である。

国民健康保険においては、年齢構成の変化や所得階級別世帯数の分布の変化などが国民健康保険財政に影響を及ぼすこととなるが、これらを分析した本報告書が、国民健康保険制度の健全な発展のために大いに活用されることを期待している。

最後に、この調査の実施にあたり御協力いただいた調査実施保険者及び関係者の方々に対し深く謝意を表する次第である。

平成31年1月

厚生労働省保険局調査課長

山 内 孝一郎

目 次

まえがき

| | | |
|-----|--|----|
| I | 調査の概要 | 1 |
| II | 調査結果の概要 | 6 |
| | 【保険者票編】 | 7 |
| 1 | 国民健康保険全体の状況 | 7 |
| | (1) 被保険者の年齢構成（平成29年9月末の状況） | 7 |
| | (2) 被保険者の年齢構成（年次推移） | 9 |
| 2 | 市町村国民健康保険の状況 | 9 |
| | (1) 市町村国民健康保険被保険者の年齢構成 | 9 |
| | (2) 保険者の規模別、保険者数、被保険者の年齢構成及び1人当たり課税標準額 | 12 |
| 3 | 国民健康保険組合の状況 | 13 |
| | (1) 保険者の規模別、保険者数及び被保険者の年齢構成 | 13 |
| | 【世帯票・組合員票編】 | 14 |
| 1 | 世帯票編（市町村国民健康保険） | 14 |
| | (1) 世帯主の職業 | 14 |
| | (2) 所得及び保険料（税）賦課状況 | 18 |
| | (3) 世帯の所得階級別分布 | 25 |
| | (4) 世帯の所得階級別保険料（税）賦課状況 | 28 |
| | (5) 被保険者の年齢階級別所得の状況 | 29 |
| | (6) 世帯主の年齢階級別、1世帯当たり保険料（税）算定状況・賦課状況 | 30 |
| | (7) 保険料（税）の収納状況 | 32 |
| 2 | 組合員票編（国民健康保険組合） | 34 |
| | (1) 保険料算定状況・賦課状況 | 34 |
| III | 統計表（保険者票編） | 37 |
| | 第1表 都道府県別、保険者数、年齢階級別被保険者等数、所得の状況（市町村） | 38 |
| | 1 市町村・総数 | 38 |

| | | |
|-----|-------------------------------------|----|
| 2 | 市町村・一般被保険者 | 40 |
| 3 | 市町村・退職被保険者等 | 42 |
| 第2表 | 都道府県・業種別、保険者数、年齢階級別被保険者等数（国保組合） | 44 |
| 第3表 | 保険者の規模別、保険者数、年齢階級別被保険者等数、所得の状況（市町村） | 46 |
| 1 | 市町村・総数 | 46 |
| 2 | 市町村・一般被保険者 | 48 |
| 3 | 市町村・退職被保険者等 | 50 |
| 第4表 | 保険者の規模別、保険者数、年齢階級別被保険者等数（国保組合） | 52 |

IV 統計表（世帯票編） 55

| | | |
|-----|--------------------------|-----|
| 第1表 | 世帯の所得階級別、保険料（税）賦課状況（市町村） | 56 |
| 1 | 全世帯 | 56 |
| | （再掲）2割軽減世帯・5割軽減世帯・7割軽減世帯 | 60 |
| 2 | 一般世帯 | 72 |
| 3 | 退職世帯 | 76 |
| 4 | 全世帯〈擬制世帯を除く〉 | 80 |
| | （再掲）2割軽減世帯・5割軽減世帯・7割軽減世帯 | 84 |
| 5 | 一般世帯〈擬制世帯を除く〉 | 96 |
| 6 | 退職世帯〈擬制世帯を除く〉 | 100 |
| 第2表 | 世帯の所得階級別、保険料（税）算定状況（市町村） | 104 |
| 1 | 全世帯 | 104 |
| | （再掲）2割軽減世帯・5割軽減世帯・7割軽減世帯 | 108 |
| 2 | 一般世帯 | 120 |
| 3 | 退職世帯 | 124 |
| 4 | 全世帯〈擬制世帯を除く〉 | 128 |
| | （再掲）2割軽減世帯・5割軽減世帯・7割軽減世帯 | 132 |
| 5 | 一般世帯〈擬制世帯を除く〉 | 144 |
| 6 | 退職世帯〈擬制世帯を除く〉 | 148 |
| 第3表 | 世帯の所得階級別、世帯主の職業別世帯数 | 152 |
| 1 | 全世帯 | 152 |
| | （再掲）2割軽減世帯・5割軽減世帯・7割軽減世帯 | 153 |
| 2 | 一般世帯 | 156 |
| 3 | 退職世帯 | 157 |
| 4 | 全世帯〈擬制世帯を除く〉 | 158 |

| | | |
|-----|---------------------------------|-----|
| | (再掲) 2割軽減世帯・5割軽減世帯・7割軽減世帯 | 159 |
| 5 | 一般世帯〈擬制世帯を除く〉 | 162 |
| 6 | 退職世帯〈擬制世帯を除く〉 | 163 |
| 第4表 | 群別、世帯主の職業別、保険料(税)賦課状況 | 164 |
| 1 | 全世帯 | 164 |
| | (再掲) 2割軽減世帯・5割軽減世帯・7割軽減世帯 | 168 |
| 2 | 一般世帯 | 180 |
| 3 | 退職世帯 | 184 |
| 4 | 全世帯〈擬制世帯を除く〉 | 188 |
| | (再掲) 2割軽減世帯・5割軽減世帯・7割軽減世帯 | 192 |
| 5 | 一般世帯〈擬制世帯を除く〉 | 204 |
| 6 | 退職世帯〈擬制世帯を除く〉 | 208 |
| 第5表 | 世帯人員別、固定資産税の有無別、保険料(税)算定状況・賦課状況 | 212 |
| 1 | 全世帯 | 212 |
| | (再掲) 2割軽減世帯・5割軽減世帯・7割軽減世帯 | 216 |
| 2 | 一般世帯 | 228 |
| 3 | 退職世帯 | 232 |
| 4 | 全世帯〈擬制世帯を除く〉 | 236 |
| | (再掲) 2割軽減世帯・5割軽減世帯・7割軽減世帯 | 240 |
| 5 | 一般世帯〈擬制世帯を除く〉 | 252 |
| 6 | 退職世帯〈擬制世帯を除く〉 | 256 |
| 第6表 | 被保険者の年齢階級別、被保険者数及び所得の状況(5歳階級) | 260 |
| 1 | 全世帯 | 260 |
| | (再掲) 2割軽減世帯・5割軽減世帯・7割軽減世帯 | 262 |
| 2 | 一般世帯 | 268 |
| 3 | 退職世帯 | 270 |
| 第7表 | 被保険者の年齢階級別、被保険者数及び所得の状況(各年齢別) | 272 |
| 1 | 全世帯 | 272 |
| 2 | 一般世帯 | 276 |
| 3 | 退職世帯 | 280 |
| 第8表 | 被保険者の所得階級別、年齢階級別分布 | 284 |
| 1 | 全世帯 | 284 |
| | (再掲) 2割軽減世帯・5割軽減世帯・7割軽減世帯 | 285 |
| 2 | 一般世帯 | 288 |

| | | |
|------|---------------------------|-----|
| 3 | 退職世帯 | 289 |
| 第9表 | 世帯主の年齢階級別、保険料（税）算定状況・賦課状況 | 290 |
| 1 | 全世帯〈擬制世帯を除く〉 | 290 |
| (再掲) | 2割軽減世帯、5割軽減世帯、7割軽減世帯 | 290 |
| 2 | 一般世帯〈擬制世帯を除く〉 | 298 |
| 3 | 退職世帯〈擬制世帯を除く〉 | 298 |
| 第10表 | 世帯主の年齢階級別、職業別世帯数 | 302 |
| 第11表 | 世帯主の年齢階級別、世帯員の年齢階級別世帯員数 | 304 |
| 第12表 | 都道府県別、保険料（税）賦課状況（市町村） | 306 |
| 1 | 全世帯 | 306 |
| 2 | 一般世帯 | 310 |
| 3 | 退職世帯 | 314 |
| 4 | 全世帯〈擬制世帯を除く〉 | 318 |
| 5 | 一般世帯〈擬制世帯を除く〉 | 322 |
| 6 | 退職世帯〈擬制世帯を除く〉 | 326 |
| 第13表 | 都道府県別、保険料（税）算定状況（市町村） | 330 |
| 1 | 全世帯 | 330 |
| 2 | 一般世帯 | 334 |
| 3 | 退職世帯 | 338 |
| 4 | 全世帯〈擬制世帯を除く〉 | 342 |
| 5 | 一般世帯〈擬制世帯を除く〉 | 346 |
| 6 | 退職世帯〈擬制世帯を除く〉 | 350 |
| 第14表 | 都道府県別、世帯主の職業別世帯数 | 354 |
| 1 | 全世帯 | 354 |
| 2 | 一般世帯 | 355 |
| 3 | 退職世帯 | 356 |
| 4 | 全世帯〈擬制世帯を除く〉 | 357 |
| 5 | 一般世帯〈擬制世帯を除く〉 | 358 |
| 6 | 退職世帯〈擬制世帯を除く〉 | 359 |
| V | 統計表（組合員票編） | 361 |
| 第1表 | 組合員の年齢階級別、保険料賦課状況 | 362 |
| 第2表 | 群別、保険料賦課状況 | 364 |
| 第3表 | 世帯人員別、保険料賦課状況 | 366 |

| | | |
|-----|-------------------------|-----|
| 第4表 | 業種別、保険料賦課状況 | 368 |
| 第5表 | 組合員及び被保険者の年齢階級別分布（5歳階級） | 370 |
| 第6表 | 組合員及び被保険者の年齢階級別分布（各年齢別） | 372 |

表章記号の規約

| | |
|------------------------|--------|
| 計数のない場合 | — |
| 計数不明又は計数を表章することが不適当な場合 | … |
| 統計項目のありえない場合 | • |
| 表章単位の1／2未満の場合 | 0, 0.0 |
| 減少数（率）の場合 | - |

注：本文表及び統計表の数値は四捨五入しているため、内訳の合計が総数に合わない場合もある。

用語の解説

この報告書における用語の意味は、次のとおりである。

擬制世帯 世帯主は国保の被保険者ではないが、世帯員に国保の被保険者がいる世帯

擬制世帯主 擬制世帯の世帯主

所得割額 課税標準額に応じた算定額

資産割額 固定資産税額等に応じた算定額

均等割額 被保険者数に応じた算定額

平等割額 世帯数に応じた算定額

旧ただし書き方式 旧地方税法第292条第4項ただし書きの課税総所得金額と同じ方式によって算定され、国民健康保険法施行令第29条の7第2項第4号に規定されているもの。一般に低所得者が多いと言われる国保保険者では、課税所得の範囲が広い当該方式で所得割額を算定することを原則としている。

所得 本報告書における「所得」とは、「総所得金額及び山林所得金額」（地方税法第314条の2第1項）に「雑損失の繰越控除額」（地方税法第313条第9項）と「分離譲渡所得金額」（地方税法附則第34条第4項または同法附則第35条第5項及び同法附則第35条の2第6項など）を加えた所得総額（基礎控除前）に相当するものである。

課税標準額 本報告書における「課税標準額」とは、「所得」から地方税法第314条の2第2項の規定による基礎控除を行った後の額（いわゆる旧ただし書き所得）のことである。

賦課方式 保険料（税）を賦課する方法

4方式 所得割額、資産割額、均等割額、平等割額を賦課

3方式 所得割額、均等割額、平等割額を賦課

2方式 所得割額、均等割額を賦課

分離譲渡所得 土地・建物や株式等を譲渡して得た所得

（土地・建物長期・短期譲渡所得、株式等譲渡所得など）

公的年金等控除 所得の計算において、公的年金等の所得から控除される額

平成17年分以降：65歳未満で年金収入130万円未満の場合70万円

65歳以上で年金収入330万円未満の場合120万円

基礎控除 全ての納税者が総所得金額等から控除される額

平成7年度以降：33万円

保険料（税）算定額 所得割額・資産割額・均等割額・平等割額の合算額

軽減額 低所得者に対する保険料（税）の軽減額

国保世帯の前年所得により軽減判定され、応益保険料（均等割、平等割）につき所定割合分の保険料（税）が軽減される。

本報告書においては次のとおり集計している。

2割軽減 2割軽減のみ集計

5割軽減 3割軽減、4割軽減、5割軽減を集計

7割軽減 5割軽減（国民健康保険法施行令第29条の7第5項第5号に定めるもの）、6割軽減、7割軽減を集計

減免額 条例、規約に基づく災害等による保険料（税）の減免額

賦課限度額 条例に基づく保険料（税）の上限額

保険料（税）調定額 保険者が歳入の内容を調査して収入金額を決定する額であり、保険料（税）算定額から軽減額、減免額、賦課限度額を超える額を差し引いた額

収納率 保険料（税）の収納額を調定額で除した割合

保険料（税）賦課特例措置 後期高齢者医療制度の創設に伴って、制度創設時の後期高齢者又は制度創設後に75歳に到達する者が国保から後期高齢者医療制度に移行することがあっても、同じ世帯の国保被保険者の保険料が従前と同程度となるよう講じられた措置

旧国保被保険者合算軽減 制度創設時の後期高齢者又は制度創設後に75歳に到達する者が国保から後期高齢者医療制度に移行することにより世帯の国保被保険者が減少しても、国保から移行した後期高齢者の所得及び人数も含めて軽減所得の判定をするもの

平等割半額、1/4軽減 制度創設時の後期高齢者又は制度創設後に75歳に到達する者が国保から後期高齢者医療制度に移行することにより国保単身世帯となる者について、平等割額を半額又は1/4軽減するもの

被扶養者であった者に対する緩和措置 制度創設時の後期高齢者又は制度創設後に75歳に到達する者が被用者保険から後期高齢者医療制度に移行することにより、当該被保険者の被扶養者から国保被保険者となった者について、応能保険料（所得割、資産割）を賦課せず、応益保険料（均等割、平等割）を半額にする等の措置を講じたもの

後期高齢者支援金 高齢者の医療の確保に関する法律第118条第2項に基づき保険者が社会保険診療報酬支払基金に対して納付するもの

介護納付金 介護保険法第150条第2項に基づき保険者が社会保険診療報酬支払基金に対して納付するもの

短期被保険者証 保険料（税）を滞納している世帯主に対して交付する有効期限が通常よりも短い被保険者証をいう。ただしその世帯に属する18歳に達する日以後の最初の3月31日までの間にある者の被保険者証の有効期限は6ヶ月以上としなければならない。保険医療機関等では通常の被保険者証と同様に療養の給付を受けることができる。

資格証明書 保険料（税）を納付することができない特別の事情がないにもかかわらず、長期にわたり保険料（税）を滞納している世帯主に対して交付するもの。ただし、その世帯に属する18歳に達する日以後最初の3月31日までの間にある者に対しては有効期限を6ヶ月とする短期被保険者証を交付することとなっている。保険医療機関等での療養の給付が行われず、世帯主の申請により事後的に特別療養費として給付されることとなる。

特例対象被保険者等 失業者のうち倒産、解雇等自分の意志によらず突然職を失ったような非自発的失業者について、失業時からその翌年度末までの間保険料の算定に当たり、前年所得のうち給与所得を100分の30とみなすことにより保険料を軽減するとされる者のこと。対象となるのは、被保険者もしくは特定同一世帯所属者で、雇用保険法第23条第2項に規定する特定受給資格者、または雇用保険法第13条第3項に規定する特定理由離職者であって受給資格を有する者のいずれかに該当する場合である。

I 調査の概要

1 調査の目的

この調査は、国民健康保険の保険者における被保険者等の年齢構成及び所得の状況、国民健康保険被保険者の属する世帯の所得の状況、保険料（税）賦課状況及び被保険者の年齢、職業の状況等を調査し、国民健康保険の健全な運営を図るための基礎資料を得ることを目的としたものである。

2 調査事項

調査票は保険者票、世帯票、組合員票の3票であり、調査事項は次のとおりである。

- (1) 様式1の国民健康保険実態調査票〔保険者票〕に掲げる事項。
- (2) 様式2の国民健康保険実態調査票〔世帯票〕に掲げる事項。
- (3) 様式3の国民健康保険実態調査票〔組合員票〕に掲げる事項。

3 調査対象及び客体

- (1) 保険者票に掲げる事項については、国民健康保険の全保険者を調査対象及び客体とした。
- (2) 世帯票に掲げる事項については市町村国民健康保険（市町村国保）の被保険者、組合員票に掲げる事項については国民健康保険組合（国保組合）の組合員が属する全ての世帯をそれぞれ調査対象とし、次により抽出した世帯を調査客体とした。

ア 全保険者をその被保険者等数に従って5群に分け、被保険者等数 1万人未満の保険者をA群、1万人以上5万人未満の保険者をB群、5万人以上10万人未満の保険者をC群、10万人以上20万人未満の保険者をD群、20万人以上の保険者及び特別区(東京23区)の保険者をE群とし、それぞれの保険者毎に、付表(1)の世帯抽出率によって抽出した世帯を被調査世帯とした。

付 表 (1)

| 群別 | 保険者 抽出率 | 世帯票作成保険者数 | | 世帯 抽出率 | 被調査世帯数 | | 推計世帯数 | | |
|----|------------|-----------|------|-----------|---------|--------|------------|-----------|------------|
| | | 市町村国保 | 国保組合 | | 市町村国保 | 国保組合 | 市町村国保 | 国保組合 | 合計 |
| A | 1/1 | 1,060 | 108 | 1/50 | 46,491 | 4,295 | 2,324,550 | 214,750 | 2,539,300 |
| B | 1/1 | 524 | 45 | 1/100 | 64,430 | 4,933 | 6,443,000 | 493,300 | 6,936,300 |
| C | 1/1 | 69 | 4 | 1/150 | 19,335 | 1,030 | 2,900,250 | 154,500 | 3,054,750 |
| D | 1/1 | 26 | 4 | 1/200 | 10,247 | 1,244 | 2,049,400 | 248,800 | 2,298,200 |
| E | 1/1 | 37 | 2 | 1/400 | 11,981 | 779 | 4,792,400 | 311,600 | 5,104,000 |
| 合計 | | 1,716 | 163 | | 152,484 | 12,281 | 18,509,600 | 1,422,950 | 19,932,550 |

注) 推計世帯数は、世帯票及び組合員票にかかる被調査世帯数に、世帯抽出率の逆数を乗じたものである。

イ 被調査世帯の抽出は、保険者毎に調査対象となる全ての世帯に一連番号を付した上、それぞれの始発番号よりA群は50番目ごとに、B群は100番目ごとに、C群は150番目ごとに、D群は200番目ごとに、E群は400番目ごとにそれぞれ被調査世帯を抽出した。

4 調査の時点

平成29年9月30日

5 調査の方法

厚生労働省保険局は、厚生労働省ホームページ上に調査票報告システムをアップロードした。保険者は、調査票報告システムに所要事項を入力し、都道府県を通じて厚生労働省保険局に送付した。

6 調査の集計及び解析

調査結果の集計及び解析は厚生労働省保険局で行った。

国民健康保険実態調査〔保険者票〕

厚生労働省

〔平成29年度〕

| | | |
|--------|-------|-------|
| 都道府県番号 | 保険者番号 | 保険者区分 |
| | | |

| | |
|-------|--|
| 都道府県名 | |
| 保険者名 | |

| 年 齢 階 級 別 被 保 険 者 等 数 | | | |
|-------------------------|---|---------|----------|
| 年齢階級別 | 計 | 一般被保険者数 | 退職被保険者等数 |
| 歳 歳 0 ～ 4 | | | |
| 5 ～ 9 | | | |
| 10 ～ 14 | | | |
| 15 ～ 19 | | | |
| 20 ～ 24 | | | |
| 25 ～ 29 | | | |
| 30 ～ 34 | | | |
| 35 ～ 39 | | | |
| 40 ～ 44 | | | |
| 45 ～ 49 | | | |
| 50 ～ 54 | | | |
| 55 ～ 59 | | | |
| 60 ～ 64 | | | |
| 65 ～ 69 | | | |
| 70 ～ 75 | | | |
| 計 | | | |
| (再掲) 組合員数 | | | |
| (再掲) その他 | | | |
| (別掲)後期高齢被保険者 である組合員数 | | | |
| (再掲) 75歳未満 | | | |

所得（旧ただし書き方式による課税標準額）の状況

| 平 成 2 8 年 所 得 | | | |
|---------------|----------|---|------------------|
| 一般被保険者分 | 退職被保険者等分 | 計 | (再掲)介護保険第2号被保険者分 |
| | | | |

国民健康保険実態調査〔組合員票〕 〔平成 29 年度〕

| | | | |
|------------|-------|----|------|
| 都道府県 番号 | 保険者番号 | 群別 | 抽出番号 |
| | | | |

| 平成 29 年度保険料賦課状況(基礎賦課額) | | |
|------------------------|---------|--------|
| 保険料算定額 | 減免等による額 | 保険料調定額 |
| 円 | 円 | 円 |

| 平成 29 年度保険料賦課状況(後期高齢者支援金賦課額) | | |
|------------------------------|---------|--------|
| 保険料算定額 | 減免等による額 | 保険料調定額 |
| 円 | 円 | 円 |

| 平成 29 年度保険料賦課状況(介護納付金賦課額) | | |
|---------------------------|---------|--------|
| 保険料算定額 | 減免等による額 | 保険料調定額 |
| 円 | 円 | 円 |

| 平成 29 年度保険料賦課状況(後期高齢者賦課額) | | |
|---------------------------|---------|--------|
| 保険料算定額 | 減免等による額 | 保険料調定額 |
| 円 | 円 | 円 |

組合員の世帯状況

| | 組合員との続柄 | 性別 | 生 年 月 | | 当 該 組 合 の 国保被保険者である | | |
|---------------------------------|-----------------------------|--------------|------------------------|-----|------------------------|---------|----------|
| | | | 1. 明 2. 大 3. 昭 4. 平 | 年 月 | | | |
| 組合員 | 本人 | 1. 男 2. 女 | | 年 | 月 | 1 該当 | 2 非該当 |
| そ の 他 被 保 険 者 | 1. 配偶者 2. 子 3. 父母 4. その他 | 1. 男 2. 女 | 3. 昭和 4. 平成 | | 年 | 月 | |
| | 1. 配偶者 2. 子 3. 父母 4. その他 | 1. 男 2. 女 | 3. 昭和 4. 平成 | | 年 | 月 | |
| | 1. 配偶者 2. 子 3. 父母 4. その他 | 1. 男 2. 女 | 3. 昭和 4. 平成 | | 年 | 月 | |
| | 1. 配偶者 2. 子 3. 父母 4. その他 | 1. 男 2. 女 | 3. 昭和 4. 平成 | | 年 | 月 | |
| | 1. 配偶者 2. 子 3. 父母 4. その他 | 1. 男 2. 女 | 3. 昭和 4. 平成 | | 年 | 月 | |
| | 1. 配偶者 2. 子 3. 父母 4. その他 | 1. 男 2. 女 | 3. 昭和 4. 平成 | | 年 | 月 | |
| | 1. 配偶者 2. 子 3. 父母 4. その他 | 1. 男 2. 女 | 3. 昭和 4. 平成 | | 年 | 月 | |
| | 1. 配偶者 2. 子 3. 父母 4. その他 | 1. 男 2. 女 | 3. 昭和 4. 平成 | | 年 | 月 | |
| | 1. 配偶者 2. 子 3. 父母 4. その他 | 1. 男 2. 女 | 3. 昭和 4. 平成 | | 年 | 月 | |
| | 1. 配偶者 2. 子 3. 父母 4. その他 | 1. 男 2. 女 | 3. 昭和 4. 平成 | | 年 | 月 | |
| | 1. 配偶者 2. 子 3. 父母 4. その他 | 1. 男 2. 女 | 3. 昭和 4. 平成 | | 年 | 月 | |
| | 1. 配偶者 2. 子 3. 父母 4. その他 | 1. 男 2. 女 | 3. 昭和 4. 平成 | | 年 | 月 | |

Ⅱ 調査結果の概要

本調査では、国民健康保険の被保険者の属する世帯の所得の状況、保険料（税）の賦課状況、被保険者の年齢、また保険者の状況等について調査を行っており、国民健康保険の全保険者（市町村国民健康保険、国民健康保険組合）を調査対象とした「保険者票編」、市町村国民健康保険被保険者の属する世帯を調査対象とした「世帯票編」、国民健康保険組合の組合員の属する世帯を調査対象とした「組合員票編」及びこれらの統計表から構成されている。なお、本調査結果を利用するにあたっては、次の事項に留意する必要がある。

[利用上の留意事項]

1. 本文において一般被保険者とは、国民健康保険の被保険者のうち退職被保険者等（本人、家族）を除いた者をいう。また、一般世帯とは一般被保険者で構成されている世帯を、退職世帯とは退職被保険者等で構成されている世帯をいう。

なお、一般被保険者と退職被保険者等により構成されている世帯（混合世帯）については、次により集計している。

 - (1) 全世帯の集計では、混合世帯を1世帯として集計している。
 - (2) 一般世帯及び退職世帯の集計にあたっては、混合世帯を2世帯（一般被保険者のみのグループと退職被保険者のみのグループ）あるものとみなし、それぞれに分けて集計している。
2. 図表中の保険者票編の課税標準額は平成29年4月1日現在、世帯票編の所得、分離譲渡所得、年金収入及び課税標準額は平成29年9月末現在の国民健康保険世帯における平成28年の額を表している。
3. 本調査における所得や年金収入は、国民健康保険の保険料（税）等の算定対象となり得るものであり、所得については諸控除の適用があること、年金収入については老齢又は退職を支給事由としたものであること等に留意が必要。
4. 世帯票及び組合員票の調査対象には、世帯主又は組合員が国民健康保険の被保険者でない（被用者保険や後期高齢者医療制度の被保険者である）世帯（擬制世帯）も含まれている。
5. 平成20年4月に後期高齢者医療制度が創設されたことにより、通常は75歳以上の者及び65歳以上75歳未満の障害認定者は後期高齢者医療制度の被保険者となり、国民健康保険の被保険者ではなくなる。ただし、平成29年9月末日に75歳になる者については10月1日に国民健康保険被保険者の資格を喪失するため本調査時点では国民健康保険の被保険者であるが、特に断りのない限り、本調査においてこれらの者は74歳として取り扱っている。
6. 平成20年4月から、通常、退職被保険者等は65歳未満の者のみとなり、65歳以上の者は一般被保険者（前期高齢者）となる。ただし、平成29年9月に65歳になる退職被保険者等は平成29年10

月から一般被保険者となるため、本調査時点では退職被保険者等となっている。

7. 一般被保険者の中には遡及して退職被保険者等の資格を取得する者がいることから、退職被保険者等の世帯数等が実際よりも小さくなっている可能性がある。
8. 世帯主の職業について、平成20年度から調査票を変更し簡素化している影響が含まれるため、時系列で比較する際には留意が必要。
9. 本調査では、被調査世帯に1人でも所得不詳の者がいる場合、当該世帯を所得不詳の世帯として取り扱っている。また所得不詳の被保険者数とは所得不詳の世帯に属する被保険者数である。
10. 短期被保険者証等の交付状況については、世帯主に対して交付されている状況により集計している。
11. 特例対象被保険者等の所得は、100分の30とみなした後の所得で集計している。
12. 世帯票及び組合員票に係る統計表は、世帯抽出率の逆数を乗じ、全国推計値として作成している。

【保険者票編】

1 国民健康保険全体の状況

(1) 被保険者の年齢構成（平成29年9月末の状況）

平成29年9月末現在の国民健康保険被保険者の年齢階級別の分布は表1に示すとおりである（表中「国民健康保険」は「国保」という。以下同じ）。これによると、総人口に占める国民健康保険被保険者数の割合（表中「国保加入率」）は年齢階級が上がるほど高くなっており、70歳～74歳では78.5%に達している。他方、国民健康保険被保険者の年齢階級別の構成比は、総人口の年齢階級別の構成比の影響を受けることから、65歳～69歳が最も高くなっている。なお、65歳～74歳の被保険者の被保険者総数に占める割合は39.6%であり、75歳未満の総人口に占める65歳～74歳人口の16.2%より23.4ポイント高くなっている。

市町村国民健康保険（表中「市町村」）と国民健康保険組合（表中「組合」）を比較してみると、国民健康保険組合は60歳未満のすべての年齢階級において、市町村国民健康保険よりも構成比が高くなっている。一方で65歳以上の被保険者の被保険者総数に占める割合は、市町村国民健康保険が42.2%であるのに対し、国民健康保険組合では12.4%と3分の1以下となっている。また、平均年齢も市町村国民健康保険では52.9歳、国民健康保険組合39.8歳と国民健康保険組合の方が13.1歳低くなっている。

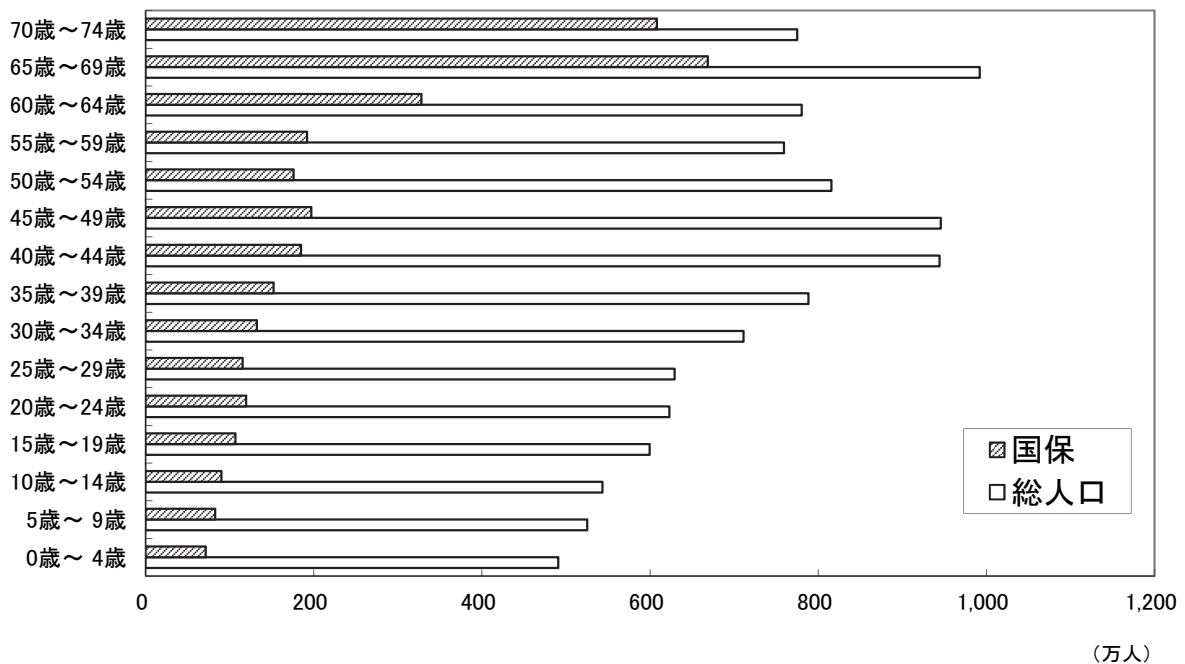
表 1 総人口および国保被保険者の年齢構成

(平成29年9月末現在)

| 年齢階級別 | 総人口 | | 国保被保険者数 | | | | | | | 国保加入率 ②/① | |
|-------------|---------|-------|---------|-------|--------|-------|-----------------|-------|-------|--------------|------|
| | 実数① | 構成比 | 総数 | | 市町村 | | (再掲) 退職被保険者等 | | 組合 | | |
| | | | 実数② | 構成比 | 実数 | 構成比 | 実数 | 構成比 | 実数 | | 構成比 |
| | 千人 | % | 千人 | % | 千人 | % | 千人 | % | 千人 | % | % |
| 計(0～74歳) | 109,224 | 100.0 | 32,250 | 100.0 | 29,453 | 100.0 | 382 | 100.0 | 2,798 | 100.0 | 29.5 |
| 0歳～4歳 | 4,909 | 4.5 | 714 | 2.2 | 586 | 2.0 | 0 | 0.0 | 128 | 4.6 | 14.5 |
| 5歳～9歳 | 5,251 | 4.8 | 827 | 2.6 | 681 | 2.3 | 0 | 0.1 | 145 | 5.2 | 15.7 |
| 10歳～14歳 | 5,432 | 5.0 | 901 | 2.8 | 739 | 2.5 | 1 | 0.2 | 162 | 5.8 | 16.6 |
| 15歳～19歳 | 5,995 | 5.5 | 1,069 | 3.3 | 890 | 3.0 | 2 | 0.4 | 178 | 6.4 | 17.8 |
| 20歳～24歳 | 6,228 | 5.7 | 1,196 | 3.7 | 1,023 | 3.5 | 3 | 0.7 | 173 | 6.2 | 19.2 |
| 25歳～29歳 | 6,291 | 5.8 | 1,153 | 3.6 | 1,009 | 3.4 | 3 | 0.7 | 144 | 5.1 | 18.3 |
| 30歳～34歳 | 7,112 | 6.5 | 1,322 | 4.1 | 1,156 | 3.9 | 4 | 1.1 | 166 | 5.9 | 18.6 |
| 35歳～39歳 | 7,884 | 7.2 | 1,523 | 4.7 | 1,329 | 4.5 | 3 | 0.8 | 194 | 6.9 | 19.3 |
| 40歳～44歳 | 9,443 | 8.6 | 1,848 | 5.7 | 1,593 | 5.4 | 1 | 0.2 | 255 | 9.1 | 19.6 |
| 45歳～49歳 | 9,457 | 8.7 | 1,972 | 6.1 | 1,706 | 5.8 | 1 | 0.1 | 266 | 9.5 | 20.8 |
| 50歳～54歳 | 8,156 | 7.5 | 1,760 | 5.5 | 1,542 | 5.2 | 2 | 0.5 | 218 | 7.8 | 21.6 |
| 55歳～59歳 | 7,592 | 7.0 | 1,921 | 6.0 | 1,713 | 5.8 | 13 | 3.3 | 208 | 7.4 | 25.3 |
| 60歳～64歳 | 7,804 | 7.1 | 3,279 | 10.2 | 3,064 | 10.4 | 335 | 87.7 | 215 | 7.7 | 42.0 |
| 65歳～69歳 | 9,921 | 9.1 | 6,688 | 20.7 | 6,463 | 21.9 | 16 | 4.2 | 224 | 8.0 | 67.4 |
| 70歳～74歳 | 7,749 | 7.1 | 6,080 | 18.9 | 5,958 | 20.2 | ・ | ・ | 122 | 4.4 | 78.5 |
| (再掲)65歳～74歳 | 17,670 | 16.2 | 12,768 | 39.6 | 12,421 | 42.2 | 16 | 4.2 | 346 | 12.4 | 72.3 |
| 平均年齢 | 41.2 | | 51.7 | | 52.9 | | 61.0 | | 39.8 | | |

注) 総人口は、平成29年10月1日現在人口推計(総務省統計局)による。
 なお、平均年齢は厚生労働省保険局調査課にて推計した。

図 1 総人口と国保被保険者の年齢分布



(2) 被保険者の年齢構成（年次推移）

表2は、最近5年間の国民健康保険被保険者の年齢構成（表中「構成比」）と国民健康保険加入率の推移を示したものである。これによると、国民健康保険加入率は減少傾向となっているが、平成29年度においては、平成28年10月に健康保険の加入対象が広がったこと（社会保険適用拡大）の影響が含まれていると考えられる。国民健康保険被保険者に占める年齢階級ごとの構成比は、65歳未満の年齢階級においては減少傾向、65～74歳の年齢階級では増加傾向にある。

表2 国保被保険者の年齢構成と国保加入率の年次推移

| 年次別 | 総数(0歳～74歳) | | 0歳～19歳 | | 20歳～39歳 | | 40歳～64歳 | | 65歳～74歳 | |
|--------|------------|-------|--------|-------|---------|-------|---------|-------|---------|-------|
| | 構成比 | 国保加入率 | 構成比 | 国保加入率 | 構成比 | 国保加入率 | 構成比 | 国保加入率 | 構成比 | 国保加入率 |
| 平成25年度 | % | % | % | % | % | % | % | % | % | % |
| 26 | 100.0 | 33.6 | 12.2 | 20.4 | 18.2 | 23.0 | 36.7 | 31.9 | 32.8 | 75.6 |
| 27 | 100.0 | 32.9 | 11.8 | 19.5 | 17.5 | 22.1 | 35.6 | 30.4 | 35.0 | 75.1 |
| 28 | 100.0 | 32.0 | 11.5 | 18.6 | 17.0 | 21.2 | 34.8 | 28.8 | 36.7 | 74.3 |
| 29 | 100.0 | 31.0 | 11.2 | 17.5 | 16.5 | 20.2 | 34.1 | 27.3 | 38.2 | 73.6 |
| 29 | 100.0 | 29.5 | 10.9 | 16.3 | 16.1 | 18.9 | 33.4 | 25.4 | 39.6 | 72.3 |

2 市町村国民健康保険の状況

(1) 市町村国民健康保険被保険者の年齢構成

図2は、市町村国民健康保険の被保険者（75歳未満）の年齢構成の推移をみたものである。65歳～74歳が、平成9年度には24.9%であったのに対し、平成29年度では42.2%と1.7倍に増加している一方、0歳～19歳については平成9年度には16.1%であったのが、平成29年度では9.8%と6割程度となっており、高齢化が進行していることが分かる。

図2 国保被保険者（75歳未満）の年齢構成の年次推移（市町村）

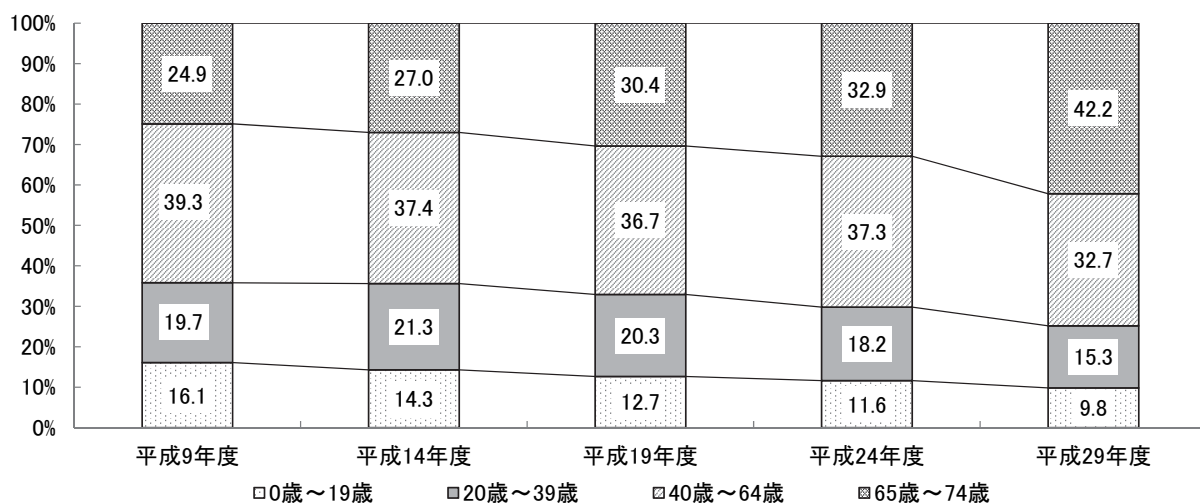


表3は、平成24年度から平成29年度までの5年間の年齢階級別のコーホート（同時期に出生した人々の集団のこと）の増減をみたものである。平成24年度の25歳～29歳（平成29年度では30歳～34歳）のコーホートが22.1%減少しているように、若い世代では減少しているのに対し、平成24年度の55歳～59歳（平成29年度では60歳～64歳）以上の年齢階級では増加に転じている。平成24年度の55歳～59歳（平成29年度では60歳～64歳）のコーホートの増加率が29.8%と特に高くなっているが、これは定年年齢に達し、被用者保険から国民健康保険に移行する者が多くいることが主な要因と考えられる。また、平成24年度の60歳～64歳（平成29年度では65歳～69歳）のコーホートでは、25.9%の増加率となっており、継続雇用制度の導入等により、60歳を超えてから被用者保険から移行してくる者が相当程度いるものと考えられる。

表3 国保被保険者のコーホート別増減率（市町村）
（平成24年度→平成29年度）

（9月末現在）

| 24年度の年齢階級 | 国保被保険者数 | | 29年度の年齢階級 | 増減率 |
|-----------|---------|-------|-----------|-------|
| | 24年度 | 29年度 | | |
| | 千人 | 千人 | | % |
| | ・ | 586 | 0歳～4歳 | … |
| 0歳～4歳 | 856 | 681 | 5歳～9歳 | -20.4 |
| 5歳～9歳 | 948 | 739 | 10歳～14歳 | -22.0 |
| 10歳～14歳 | 1,088 | 890 | 15歳～19歳 | -18.2 |
| 15歳～19歳 | 1,187 | 1,023 | 20歳～24歳 | -13.8 |
| 20歳～24歳 | 1,307 | 1,009 | 25歳～29歳 | -22.8 |
| 25歳～29歳 | 1,485 | 1,156 | 30歳～34歳 | -22.1 |
| 30歳～34歳 | 1,643 | 1,329 | 35歳～39歳 | -19.1 |
| 35歳～39歳 | 1,947 | 1,593 | 40歳～44歳 | -18.2 |
| 40歳～44歳 | 2,042 | 1,706 | 45歳～49歳 | -16.5 |
| 45歳～49歳 | 1,780 | 1,542 | 50歳～54歳 | -13.4 |
| 50歳～54歳 | 1,784 | 1,713 | 55歳～59歳 | -4.0 |
| 55歳～59歳 | 2,360 | 3,064 | 60歳～64歳 | 29.8 |
| 60歳～64歳 | 5,133 | 6,463 | 65歳～69歳 | 25.9 |
| 65歳～69歳 | 5,795 | 5,958 | 70歳～74歳 | 2.8 |

注) コーホートとは同時期に出生した人々の集団をいい、たとえば平成24年度に0歳～4歳（平成29年度では5歳～9歳）のコーホートは5年間で20.4%減少していることがわかる。

表4は、コーホート別にみた国民健康保険加入率（以下「国保加入率」という。）の増減を平成19年度以降で比べたものである。国保加入率は全ての年齢階級において低下傾向にあり、こうした傾向もあって55歳未満の年齢階級ではコーホートでみた場合にも国保加入率は概ね減少している。他方、60歳を超えたコーホートでは国民健康保険への加入率が特に大きく増加する傾向がみられるが、平成19年度から平成24年度にかけては60歳に到達したコーホートにおける国保加入率の増加が最も大きかったのに対し、平成24年度から平成29年度にかけては65歳に到達したコーホートにおける国保加入率の増加が最も大きくなっており、これにはこの間の継続雇用制度の導入等による高齢者雇用の進展なども影響していると考えられる。

表4 国保加入率のコーホート別増減（市町村）

| 年齢階級 | 国保加入率 | | | コーホートでみた増減 | | |
|---------|-------|-------|-------|------------|----------|------|
| | 平成19年 | 平成24年 | 平成29年 | 19年→24年① | 24年→29年② | 差②-① |
| | % | % | % | % | % | % |
| 0歳～4歳 | 18.4 | 16.2 | 11.9 | … | … | … |
| 5歳～9歳 | 19.7 | 17.5 | 13.0 | -0.9 | -3.3 | -2.3 |
| 10歳～14歳 | 20.7 | 18.5 | 13.6 | -1.2 | -3.9 | -2.7 |
| 15歳～19歳 | 21.1 | 19.6 | 14.9 | -1.1 | -3.7 | -2.6 |
| 20歳～24歳 | 22.2 | 20.8 | 16.4 | -0.3 | -3.2 | -2.9 |
| 25歳～29歳 | 23.0 | 21.1 | 16.0 | -1.1 | -4.8 | -3.7 |
| 30歳～34歳 | 21.9 | 21.0 | 16.3 | -2.0 | -4.8 | -2.8 |
| 35歳～39歳 | 22.3 | 20.7 | 16.9 | -1.2 | -4.1 | -2.9 |
| 40歳～44歳 | 21.8 | 21.6 | 16.9 | -0.8 | -3.8 | -3.0 |
| 45歳～49歳 | 22.4 | 21.7 | 18.0 | -0.1 | -3.5 | -3.5 |
| 50歳～54歳 | 25.8 | 23.2 | 18.9 | 0.8 | -2.8 | -3.6 |
| 55歳～59歳 | 33.6 | 29.7 | 22.6 | 3.8 | -0.7 | -4.5 |
| 60歳～64歳 | 54.3 | 50.1 | 39.3 | 16.5 | 9.6 | -6.9 |
| 65歳～69歳 | 74.3 | 70.6 | 65.1 | 16.3 | 15.1 | -1.3 |
| 70歳～74歳 | 79.6 | 77.9 | 76.9 | 3.6 | 6.2 | 2.6 |

(2) 保険者の規模別、保険者数、被保険者の年齢構成及び1人当たり課税標準額

表5は、平成29年9月末現在における保険者の規模別保険者数、被保険者の年齢構成及び1人当たり課税標準額を示したものである。この表によると、被保険者数3,000人未満の保険者は524であり、全体の30.5%を占めている。

被保険者の年齢構成は保険者の規模が大きくなるに従い、20歳から49歳の割合は高くなり、逆に60歳から69歳の割合は低くなる傾向がみられる。

また、1人当たり課税標準額は規模が大きな保険者において、高い傾向にある。

表5 保険者の規模別、保険者数、被保険者の年齢構成及び1人当たり課税標準額
(市町村・平成29年9月末現在)

| 保険者の規模別 | 保険者数 | 被保険者の年齢構成 | | | | | | | | | 1人当たり課税標準額 (平成28年) |
|-----------------|-------|-----------|-------|---------|---------|---------|---------|---------|---------|---------|-----------------------|
| | | 総数 | 0歳～9歳 | 10歳～19歳 | 20歳～29歳 | 30歳～39歳 | 40歳～49歳 | 50歳～59歳 | 60歳～69歳 | 70歳～74歳 | |
| 総数 | 1,716 | % | % | % | % | % | % | % | % | % | 千円 |
| 総数 | 1,716 | 100.0 | 4.3 | 5.5 | 6.9 | 8.4 | 11.2 | 11.1 | 32.3 | 20.2 | 691 |
| 人以上 人未満 | | | | | | | | | | | |
| ～ 1,000 | 168 | 100.0 | 3.9 | 4.7 | 4.1 | 6.4 | 8.6 | 12.5 | 39.7 | 20.1 | 650 |
| 1,000～ 2,000 | 188 | 100.0 | 4.4 | 5.7 | 4.8 | 7.1 | 9.3 | 11.9 | 37.5 | 19.3 | 737 |
| 2,000～ 3,000 | 168 | 100.0 | 4.1 | 5.4 | 4.5 | 6.8 | 9.0 | 12.0 | 38.1 | 20.1 | 640 |
| 3,000～ 4,000 | 112 | 100.0 | 4.1 | 5.4 | 5.0 | 7.2 | 9.4 | 11.4 | 37.6 | 19.7 | 611 |
| 4,000～ 5,000 | 104 | 100.0 | 4.0 | 5.5 | 4.7 | 6.9 | 9.5 | 11.4 | 37.4 | 20.6 | 586 |
| 5,000～ 6,000 | 96 | 100.0 | 4.0 | 5.3 | 4.6 | 6.9 | 9.3 | 11.0 | 37.6 | 21.2 | 598 |
| 6,000～ 7,000 | 72 | 100.0 | 3.9 | 5.3 | 4.8 | 6.9 | 9.2 | 10.9 | 37.9 | 21.1 | 619 |
| 7,000～ 8,000 | 73 | 100.0 | 3.9 | 5.3 | 4.9 | 7.0 | 9.7 | 10.6 | 37.1 | 21.5 | 586 |
| 8,000～ 9,000 | 54 | 100.0 | 4.1 | 5.5 | 5.0 | 7.2 | 9.8 | 10.9 | 36.5 | 21.0 | 596 |
| 9,000～ 10,000 | 56 | 100.0 | 4.3 | 5.8 | 5.4 | 7.4 | 10.1 | 11.2 | 35.6 | 20.2 | 625 |
| 10,000～ 15,000 | 172 | 100.0 | 4.2 | 5.6 | 5.2 | 7.3 | 10.0 | 10.8 | 36.0 | 21.0 | 613 |
| 15,000～ 20,000 | 115 | 100.0 | 4.4 | 5.8 | 5.9 | 7.7 | 10.5 | 10.9 | 34.5 | 20.4 | 626 |
| 20,000～ 25,000 | 74 | 100.0 | 4.2 | 5.6 | 5.8 | 7.7 | 10.6 | 10.8 | 34.5 | 20.9 | 658 |
| 25,000～ 30,000 | 45 | 100.0 | 4.3 | 5.6 | 6.4 | 8.1 | 10.8 | 10.8 | 33.4 | 20.6 | 649 |
| 30,000～ 35,000 | 34 | 100.0 | 4.3 | 5.6 | 6.2 | 7.8 | 10.9 | 10.5 | 33.4 | 21.4 | 695 |
| 35,000～ 40,000 | 32 | 100.0 | 4.0 | 5.3 | 6.2 | 7.9 | 10.7 | 10.3 | 33.8 | 21.8 | 674 |
| 40,000～ 45,000 | 19 | 100.0 | 4.9 | 6.0 | 7.4 | 8.9 | 11.8 | 11.2 | 30.3 | 19.5 | 749 |
| 45,000～ 50,000 | 12 | 100.0 | 4.1 | 5.4 | 6.9 | 8.3 | 11.2 | 11.3 | 32.0 | 20.8 | 699 |
| 50,000～100,000 | 77 | 100.0 | 4.3 | 5.5 | 7.2 | 8.8 | 11.8 | 10.9 | 31.1 | 20.4 | 729 |
| 100,000～150,000 | 21 | 100.0 | 4.4 | 5.5 | 9.1 | 9.6 | 12.1 | 11.2 | 28.9 | 19.3 | 717 |
| 150,000～200,000 | 10 | 100.0 | 4.4 | 5.7 | 8.0 | 9.1 | 12.3 | 11.7 | 29.5 | 19.4 | 774 |
| 200,000～ | 14 | 100.0 | 4.5 | 5.5 | 8.7 | 9.8 | 12.4 | 11.4 | 28.7 | 19.2 | 744 |

3 国民健康保険組合の状況

(1) 保険者の規模別、保険者数及び被保険者の年齢構成

表6は平成29年9月末現在における国民健康保険組合の規模別保険者数、被保険者の年齢構成を示したものである。この表によると被保険者数3,000人未満の保険者は59保険者あり、全体の36.2%を占めている。

被保険者の年齢構成については市町村国民健康保険ほどの保険者の規模に応じた傾向はみられない。

表6 保険者の規模別、保険者数及び被保険者の年齢構成
(国保組合・平成29年9月末現在)

| 保険者の規模・ 区分別 | 保険 者数 | 被保険者の年齢構成 | | | | | | | | |
|-----------------|----------|-----------|-----------|-------------|-------------|-------------|-------------|-------------|-------------|-------------|
| | | 総数 | 0歳 ～9歳 | 10歳 ～19歳 | 20歳 ～29歳 | 30歳 ～39歳 | 40歳 ～49歳 | 50歳 ～59歳 | 60歳 ～69歳 | 70歳 ～74歳 |
| 総 数 | 163 | % | % | % | % | % | % | % | % | % |
| 人以上 人未満 | | 100.0 | 9.8 | 12.2 | 11.3 | 12.9 | 18.6 | 15.2 | 15.7 | 4.4 |
| ～ 1,000 | 12 | 100.0 | 6.2 | 10.6 | 10.8 | 10.8 | 17.4 | 17.1 | 18.8 | 8.3 |
| 1,000～ 2,000 | 24 | 100.0 | 6.1 | 10.1 | 11.9 | 10.4 | 15.9 | 18.7 | 20.1 | 6.8 |
| 2,000～ 3,000 | 23 | 100.0 | 6.1 | 9.9 | 13.0 | 11.9 | 16.6 | 18.5 | 17.9 | 6.1 |
| 3,000～ 4,000 | 10 | 100.0 | 5.9 | 9.7 | 14.6 | 13.0 | 17.3 | 17.4 | 16.4 | 5.7 |
| 4,000～ 5,000 | 17 | 100.0 | 6.2 | 9.5 | 15.9 | 13.9 | 18.4 | 18.4 | 13.9 | 3.9 |
| 5,000～ 6,000 | 5 | 100.0 | 6.3 | 10.8 | 13.6 | 11.8 | 15.4 | 19.1 | 18.4 | 4.6 |
| 6,000～ 7,000 | 7 | 100.0 | 6.6 | 9.4 | 14.2 | 14.4 | 18.5 | 17.6 | 14.6 | 4.7 |
| 7,000～ 8,000 | 3 | 100.0 | 8.1 | 11.6 | 11.5 | 12.6 | 18.7 | 16.0 | 16.5 | 5.0 |
| 8,000～ 9,000 | 6 | 100.0 | 8.5 | 10.9 | 13.0 | 13.1 | 18.9 | 16.6 | 15.0 | 4.0 |
| 9,000～ 10,000 | 2 | 100.0 | 5.0 | 9.8 | 14.3 | 11.8 | 18.9 | 20.1 | 15.7 | 4.5 |
| 10,000～ 15,000 | 13 | 100.0 | 7.6 | 10.6 | 13.2 | 13.3 | 18.0 | 16.9 | 16.0 | 4.2 |
| 15,000～ 20,000 | 13 | 100.0 | 8.2 | 10.3 | 12.5 | 13.3 | 17.1 | 15.5 | 17.7 | 5.3 |
| 20,000～ 25,000 | 8 | 100.0 | 10.3 | 11.7 | 13.4 | 14.7 | 18.2 | 13.0 | 14.4 | 4.2 |
| 25,000～ 30,000 | 3 | 100.0 | 8.7 | 10.4 | 13.0 | 14.6 | 19.0 | 14.5 | 14.9 | 4.9 |
| 30,000～ 35,000 | 4 | 100.0 | 10.5 | 10.9 | 8.7 | 14.4 | 18.1 | 14.0 | 18.1 | 5.4 |
| 35,000～ 40,000 | 3 | 100.0 | 10.4 | 12.3 | 10.4 | 13.8 | 19.0 | 15.1 | 14.6 | 4.4 |
| 40,000～ 45,000 | - | - | - | - | - | - | - | - | - | - |
| 45,000～ 50,000 | - | - | - | - | - | - | - | - | - | - |
| 50,000～100,000 | 5 | 100.0 | 10.7 | 12.2 | 12.0 | 13.7 | 19.2 | 13.2 | 13.9 | 5.0 |
| 100,000～150,000 | 2 | 100.0 | 9.9 | 13.5 | 7.3 | 10.7 | 19.4 | 15.7 | 19.3 | 4.3 |
| 150,000～200,000 | 1 | 100.0 | 12.3 | 12.8 | 9.7 | 13.8 | 20.9 | 13.3 | 12.4 | 4.8 |
| 200,000～ | 2 | 100.0 | 11.0 | 14.1 | 10.6 | 11.6 | 18.6 | 15.6 | 15.4 | 3.1 |

【世帯票・組合員票編】

1 世帯票編（市町村国民健康保険）

(1) 世帯主の職業

表7は保険者の規模別、世帯主の職業別に世帯数の構成割合をみたものである。この表によると、市町村国保世帯においては「無職」の割合が最も高く、全体の45.3%を占めており、次に「被用者」の32.7%、農林水産業以外の自営業（以下「その他の自営業」という。）の15.6%の順となっている。

さらに保険者の規模別にみると、保険者の規模が大きくなるに従い、「被用者」の占める割合が高くなり、「農林水産業」の占める割合が低くなる傾向にある。被保険者数20万人以上の大都市保険者では、「被用者」の世帯の占める割合が37.0%、「農林水産業」の世帯は0.1%となっている。

次に、表8及び図3-1で世帯主の年齢階級別職業別世帯数割合を見てみると、「被用者」の割合は25歳～29歳で65.0%と最も高く、以降、年齢階級が上がるに従い低くなっている。一方、「無職」の割合は、世帯主の年齢が35歳以降増加する傾向がみられる。

表7 保険者の規模別、世帯主の職業別にみた世帯数の構成割合（市町村・擬制世帯を除く）

| | 総数 | 1万人未満 | 1万人以上 5万人未満 | 5万人以上 10万人未満 | 10万人以上 20万人未満 | 20万人以上 |
|---------|-------|-------|----------------|-----------------|------------------|--------|
| | % | % | % | % | % | % |
| 総数 | 100.0 | 100.0 | 100.0 | 100.0 | 100.0 | 100.0 |
| 農林水産業 | 2.3 | 7.9 | 3.2 | 1.1 | 0.8 | 0.1 |
| その他の自営業 | 15.6 | 15.0 | 15.4 | 15.8 | 15.2 | 16.2 |
| 被用者 | 32.7 | 29.6 | 31.4 | 31.2 | 32.1 | 37.0 |
| その他の職業 | 4.1 | 4.2 | 3.7 | 4.0 | 4.8 | 4.5 |
| 無職 | 45.3 | 43.3 | 46.2 | 47.9 | 47.1 | 42.3 |

注) 本表は、世帯主が国保被保険者の資格を有しない擬制世帯及び職業不詳の世帯を除いて集計している。

表8 世帯主年齢階級別、職業別、世帯数割合（擬制世帯を除く）

| 世帯主の年齢階級 | 総数 | 農林水産業 | その他の自営業 | 被用者 | その他の職業 | 無職 |
|----------|-------|-------|---------|------|--------|------|
| | % | % | % | % | % | % |
| 総数 | 100.0 | 2.3 | 15.6 | 32.7 | 4.1 | 45.3 |
| ～19歳 | 100.0 | 0.1 | 0.7 | 30.4 | 1.8 | 66.9 |
| 20～24歳 | 100.0 | 0.0 | 3.0 | 57.8 | 2.6 | 36.6 |
| 25～29歳 | 100.0 | 0.3 | 9.2 | 65.0 | 1.1 | 24.4 |
| 30～34歳 | 100.0 | 0.6 | 16.1 | 62.5 | 1.0 | 19.9 |
| 35～39歳 | 100.0 | 1.2 | 24.4 | 52.4 | 1.6 | 20.3 |
| 40～44歳 | 100.0 | 1.2 | 26.4 | 49.7 | 2.2 | 20.4 |
| 45～49歳 | 100.0 | 1.3 | 28.1 | 46.9 | 2.3 | 21.3 |
| 50～54歳 | 100.0 | 2.2 | 27.4 | 44.4 | 3.1 | 22.9 |
| 55～59歳 | 100.0 | 3.4 | 26.6 | 39.2 | 4.1 | 26.7 |
| 60～64歳 | 100.0 | 3.8 | 18.1 | 36.3 | 4.7 | 37.1 |
| 65～69歳 | 100.0 | 2.9 | 11.4 | 25.2 | 5.2 | 55.3 |
| 70～74歳 | 100.0 | 2.1 | 8.9 | 15.1 | 5.2 | 68.7 |

注) 本表は、世帯主が国保被保険者の資格を有しない擬制世帯及び職業不詳の世帯を除いて集計している。

図3-1 世帯主年齢階級別、職業別、世帯数割合（擬制世帯を除く）

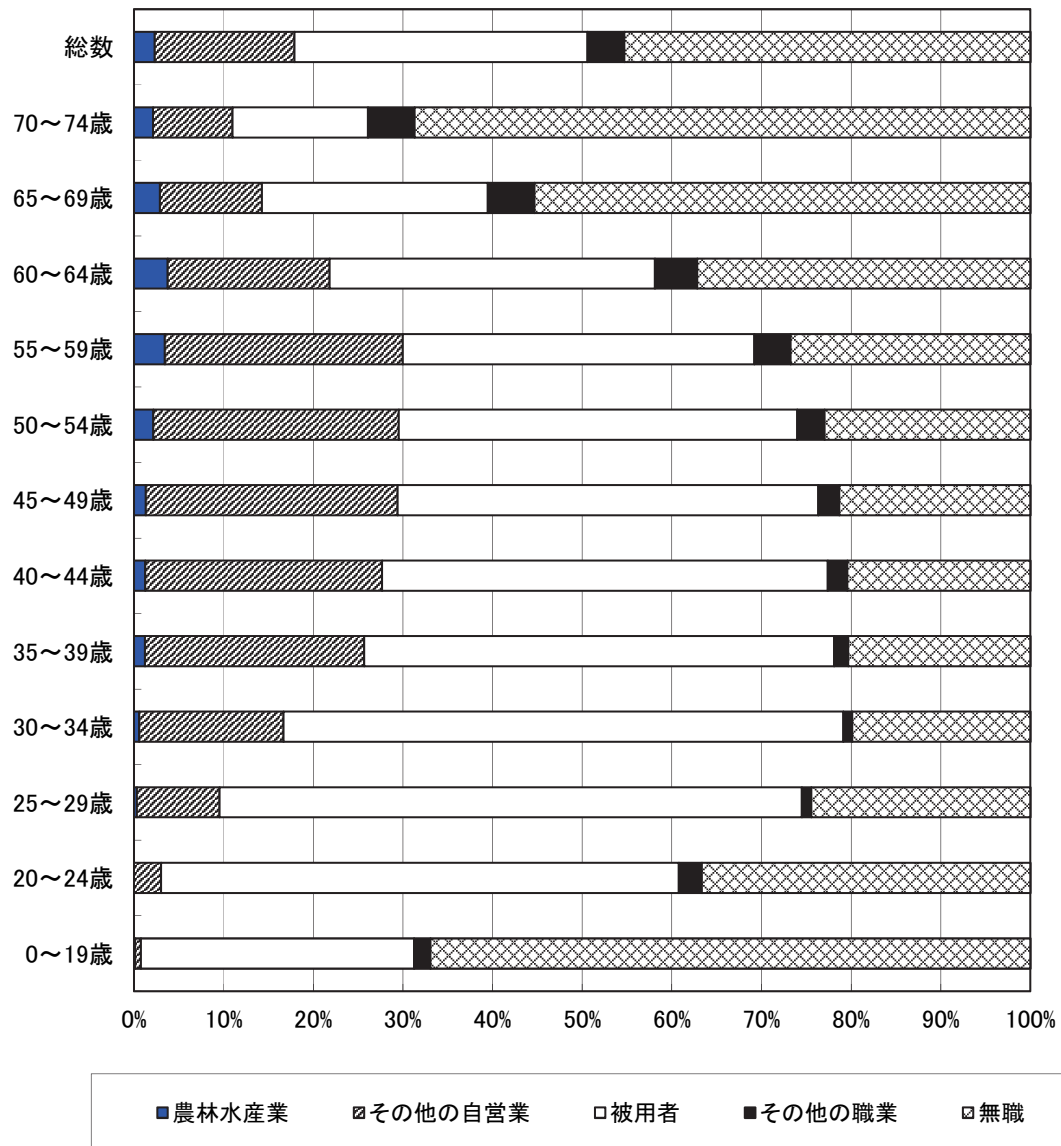
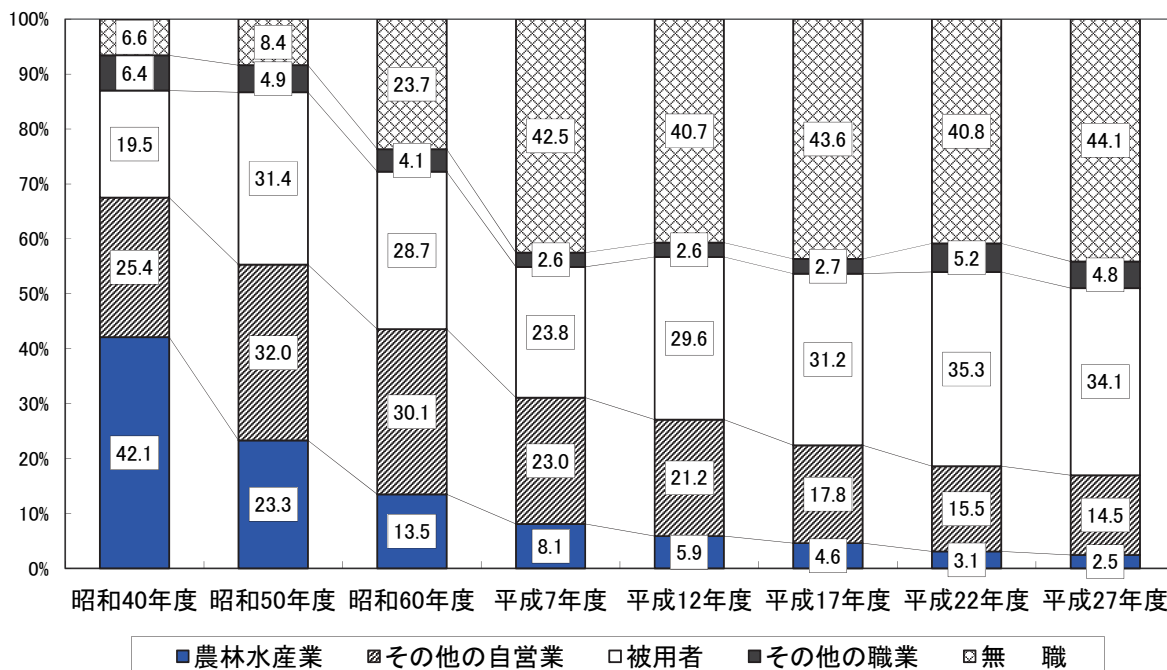


図3-2及び3-3は、75歳未満の世帯主の職業別世帯数の割合を年度別に示したものである。これらによると長期的には「農林水産業」及び「その他の自営業」の割合が減少傾向、「被用者」の割合が増加傾向となっており、近年は「被用者」及び「無職」の割合が高いまま推移している。

図3-2 世帯主（75歳未満）の職業別世帯数構成割合の年次推移（市町村・擬制世帯を除く）①

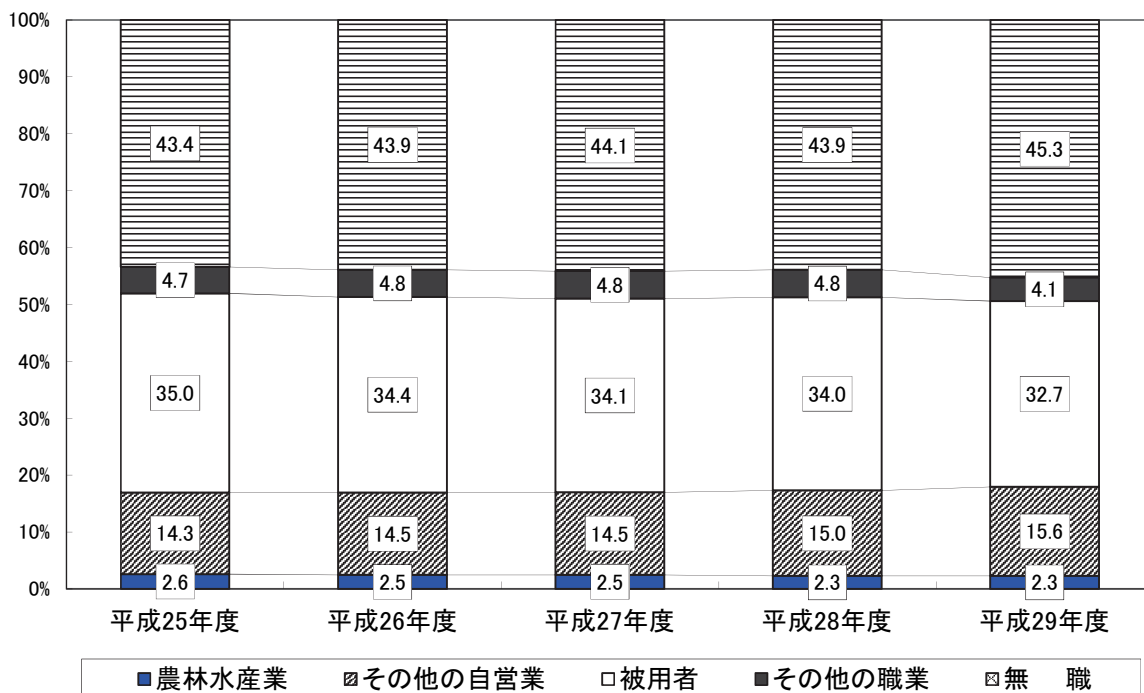


昭和40年度 昭和50年度 昭和60年度 平成7年度 平成12年度 平成17年度 平成22年度 平成27年度

■農林水産業 ■その他の自営業 □被用者 ■その他の職業 ■無職

注) 1. 職業不詳を除いた割合である。
 2. 昭和40年度、昭和50年度は擬制世帯を含む。
 3. 平成7年度以前は75歳以上を含む。

図3-3 世帯主（75歳未満）の職業別世帯数構成割合の年次推移（市町村・擬制世帯を除く）②



平成25年度 平成26年度 平成27年度 平成28年度 平成29年度

■農林水産業 ■その他の自営業 □被用者 ■その他の職業 ■無職

表9で一般世帯と退職世帯の世帯主の職業を比較してみると、「無職」では一般世帯が45.1%、退職世帯が54.2%となっており、退職世帯は一般世帯と比べて9.1ポイント高くなっている。退職世帯の「無職」の割合は54.2%と半数程度となっているが、「被用者」の割合も25.9%であり、退職後も就労し雇用されている者が1/4程度いることが分かる。

また、保険料（税）を軽減されている世帯（以下「軽減世帯」という。）は全体の59.3%を占めており、職業別には「無職」の世帯の割合が最も高く、34.8%と軽減世帯総数の約6割を占めている。

表9 世帯主の職業別世帯数割合（擬制世帯を除く）

| | 総数 | 農林水産業 | その他の自営業 | 被用者 | その他の職業 | 無職 |
|--------|-------|-------|---------|------|--------|------|
| | % | % | % | % | % | % |
| 全世帯 | 100.0 | 2.3 | 15.6 | 32.7 | 4.1 | 45.3 |
| 一般世帯 | 100.0 | 2.3 | 15.7 | 32.7 | 4.1 | 45.1 |
| 退職世帯 | 100.0 | 3.3 | 12.0 | 25.9 | 4.6 | 54.2 |
| 軽減世帯総数 | 59.3 | 0.9 | 5.7 | 15.7 | 2.2 | 34.8 |
| 一般世帯 | 59.3 | 0.9 | 5.8 | 15.7 | 2.2 | 34.7 |
| 退職世帯 | 55.8 | 1.5 | 2.9 | 10.8 | 2.3 | 38.3 |
| 2割軽減世帯 | 11.6 | 0.3 | 1.8 | 3.6 | 0.4 | 5.4 |
| 一般世帯 | 11.6 | 0.3 | 1.9 | 3.6 | 0.4 | 5.4 |
| 退職世帯 | 14.0 | 0.7 | 1.4 | 3.3 | 0.6 | 8.1 |
| 5割軽減世帯 | 14.2 | 0.3 | 2.1 | 5.0 | 0.6 | 6.3 |
| 一般世帯 | 14.2 | 0.3 | 2.1 | 5.0 | 0.6 | 6.3 |
| 退職世帯 | 19.2 | 0.5 | 0.7 | 4.2 | 1.2 | 12.6 |
| 7割軽減世帯 | 33.5 | 0.4 | 1.8 | 7.1 | 1.2 | 23.1 |
| 一般世帯 | 33.5 | 0.4 | 1.8 | 7.1 | 1.2 | 23.0 |
| 退職世帯 | 22.5 | 0.4 | 0.8 | 3.2 | 0.5 | 17.6 |

- 注) 1. 本表は擬制世帯及び職業不詳の世帯を除いた全世帯に対する割合を示している。
 2. 一般世帯分は一般世帯総数に占める一般世帯の軽減世帯数の割合であり、同様に、退職世帯分は退職世帯総数に占める退職世帯の軽減世帯数の割合である。
 3. 一般世帯及び退職世帯の集計にあたっては、混合世帯を2世帯（一般被保険者のみのグループと退職被保険者のみのグループ）あるものとみなし、それぞれに分けて集計している。

(2) 所得及び保険料（税）賦課状況

本調査では、市町村国民健康保険に加入している世帯及び被保険者の所得水準を表す指標として、調査日の属する年の前年1月～12月までの「所得総額」（以下単に「所得」という。）、「旧ただし書き方式による課税標準額」（以下単に「課税標準額」という。）及び平成29年度の保険料賦課状況について調査を行っており、その結果は次のとおりである。

(注)「所得総額」とは、「総所得金額及び山林所得金額」（地方税法第314条の2第1項）に「雑損失の繰越控除額」（地方税法第313条第9項）と「分離譲渡所得金額」（地方税法附則第34条第4項または同法附則第35条第5項及び同法附則第35条の2第6項など）を加えた額で、基礎控除前の所得総額に相当するものである。

また、「旧ただし書き方式による課税標準額」とは、「所得総額」から地方税法第314条の2第2項の規定による基礎控除（33万円）を行った後の額のことである。

(ア) 平均所得及び保険料（税）調定額

表10-1は、市町村国民健康保険加入世帯の平均所得及び平均保険料（税）調定額を示したものである。これによると、平成29年度調査による平成28年1世帯当たり平均所得（擬制世帯主の所得を除く。以下同様。）は1,361千円、平均保険料（税）調定額は142,287円となっている。一般世帯、退職世帯別にみると、1世帯当たり額では、平均所得、平均保険料（税）調定額ともに一般世帯の方が退職世帯よりも高くなっているが、被保険者1人当たりの額では、平均所得が退職世帯よりも低くなっている。これは、退職世帯の平均世帯人員が1.22人と、一般世帯の1.59人に比べ0.36人少ないことによるものである（平均世帯人員は表16に掲載。）。

また、軽減世帯の1世帯当たり平均所得をみると、2割軽減世帯で966千円、5割軽減世帯で575千円、7割軽減世帯で77千円と軽減割合が大きくなるほど1世帯当たり所得額は低くなっており、軽減世帯総数の1世帯当たり平均所得（381千円）は全世帯（1,361千円）の1/4程度となっている。所得に対する保険料調定額の割合は全世帯で10.5%、軽減世帯総数では14.8%となっており、軽減世帯の方が4.3ポイント高くなっている。

表10-1 平均所得及び保険料（税）調定額

| | 平均所得（平成28年） | | 平均保険料（税）調定額 （医療給付費分＋後期高齢者支援金分） | | 所得に対する 調定額の割合 ②／① | |
|------|--------------|--------|-----------------------------------|---------|-------------------------|------|
| | 1世帯当たり額 ① | 1人当たり額 | 1世帯当たり額 ② | 1人当たり額 | | |
| | 千円 | 千円 | 円 | 円 | % | |
| 全世帯 | 1,361 | 858 | 142,287 | 89,709 | 10.5 | |
| 一般世帯 | 1,357 | 858 | 141,935 | 89,741 | 10.5 | |
| 退職世帯 | 1,071 | 877 | 106,502 | 87,242 | 9.9 | |
| 軽減世帯 | 総数 | 381 | 247 | 56,374 | 36,505 | 14.8 |
| | 2割 | 966 | 523 | 130,160 | 70,518 | 13.5 |
| | 5割 | 575 | 317 | 69,490 | 38,356 | 12.1 |
| | 7割 | 77 | 58 | 23,054 | 17,565 | 30.1 |

注) 1. 本表は所得不詳を除いて集計している。
2. 一般世帯及び退職世帯の集計にあたっては、混合世帯を2世帯（一般被保険者のみのグループと退職被保険者のみのグループ）あるものとみなし、それぞれに分けて集計している。

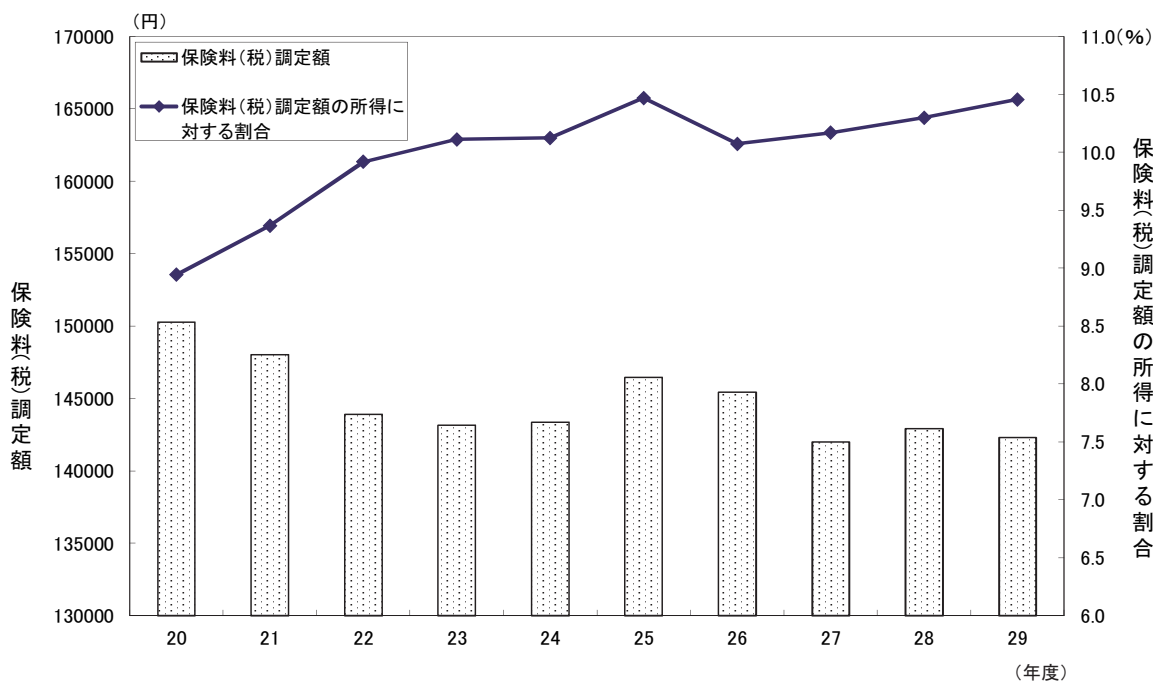
表10-2で過去5年間の推移をみると、平成29年度の1世帯当たり平均所得は1,361千円、1人当たり平均所得は858千円であり、前年度に比べてそれぞれ1.9%減少、0.2%増加している。また、平成29年度の1世帯当たり平均保険料（税）調定額は142,287円、1人当たり平均保険料（税）調定額は89,709円となっており、それぞれ前年度に比べて0.4%減少、1.7%増加している。平成29年度における所得に対する調定額の割合は、平成28年度の10.3%から0.2ポイント増加し、10.5%となっている。

表10-2 平均所得及び保険料（税）調定額の年次推移

| | | 平均所得 | | | | 平均保険料（税）調定額 （医療給付費分＋後期高齢者支援金分） | | | | 所得に対する調定額の割合 ②/① |
|-------------|--------|--------|-------|-------|-------|-----------------------------------|-------|--------|-------|---------------------|
| | | 1世帯当たり | | 1人当たり | | 1世帯当たり | | 1人当たり | | |
| | | 額 ① | 対前年度比 | 額 | 対前年度比 | 額 ② | 対前年度比 | 額 | 対前年度比 | |
| | | 千円 | % | 千円 | % | 円 | % | 円 | % | % |
| 全 世 帯 | 平成25年度 | 1,399 | -1.2 | 827 | -0.6 | 146,461 | 2.2 | 86,576 | 2.7 | 10.5 |
| | 26 | 1,444 | 3.2 | 861 | 4.1 | 145,441 | -0.7 | 86,687 | 0.1 | 10.1 |
| | 27 | 1,396 | -3.3 | 844 | -1.9 | 141,991 | -2.4 | 85,880 | -0.9 | 10.2 |
| | 28 | 1,388 | -0.6 | 856 | 1.4 | 142,908 | 0.6 | 88,178 | 2.7 | 10.3 |
| | 29 | 1,361 | -1.9 | 858 | 0.2 | 142,287 | -0.4 | 89,709 | 1.7 | 10.5 |

注) 1. 本表は、所得不詳を除いて集計している。
2. 各年度に掲げる平均所得は前年の1月～12月までの所得である。

図4 1世帯あたりの保険料（税）調定額と所得に対する割合の年次推移
（市町村・医療給付費分＋後期高齢者支援金分）



(イ) 課税標準額等

表11は市町村国民健康保険加入世帯の平均課税標準額等を示したものである。これによると、平成29年度調査による平成28年1世帯当たり平均課税標準額は1,094千円であり、所得に対する割合は80.4%となっている。一般世帯、退職世帯別にみると、1世帯当たりの課税標準額及び所得に対する課税標準額の割合は、一般世帯が退職世帯を上回っている。また、軽減世帯総数の1世帯当たり課税標準額は204千円で全世帯（1,094千円）の1/5程度となっている。

次に、固定資産税（土地・家屋に係る分）を課されている世帯（表中「固定資産税額を有する世帯」）の割合をみると、全世帯で14.7%、1世帯当たりの額は13千円となっている。これを一般世帯、退職世帯別にみると、固定資産税を課されている世帯の割合は、一般世帯が14.5%、退職世帯が20.0%となっている。

表11 課税標準額等の状況（市町村）

| | 平均課税標準額 | | | 固定資産税額 | | |
|------|---------|--------|-------|-----------------|---------|----|
| | 1世帯当たり額 | 1人当たり額 | 対所得割合 | 固定資産税額を有する世帯の割合 | 1世帯当たり額 | |
| | 千円 | 千円 | % | % | 千円 | |
| 全世帯 | 1,094 | 690 | 80.4 | 14.7 | 13 | |
| 一般世帯 | 1,092 | 690 | 80.5 | 14.5 | 13 | |
| 退職世帯 | 811 | 664 | 75.7 | 20.0 | 14 | |
| 軽減世帯 | 総数 | 204 | 132 | 53.5 | 13.5 | 9 |
| | 2割 | 634 | 343 | 65.6 | 17.0 | 12 |
| | 5割 | 266 | 147 | 46.3 | 17.1 | 11 |
| | 7割 | 16 | 12 | 21.0 | 10.6 | 6 |

- 注) 1. 本表は、所得不詳を除いて集計している。
 2. 「対所得割合」は、所得総額に占める課税標準額の割合である。
 3. 固定資産税額の「1世帯当たり額」は、固定資産税額を所得不詳を除く世帯総数で除した額である。
 4. 一般世帯及び退職世帯の集計にあたっては、混合世帯を2世帯（一般被保険者のみのグループと退職被保険者のみのグループ）あるものとみなし、それぞれに分けて集計している。

(ウ) 都道府県別、平均所得、平均課税標準額及び保険料（税）調定額

表12は都道府県別の平均所得、平均課税標準額及び保険料（税）調定額である。この表によると、1世帯当たりの平均所得が最も高いのは東京都の1,826千円、最も低いのは徳島県の909千円、1世帯当たりの平均保険料（税）調定額が最も高いのは山形県の166,331円、最も低いのは沖縄県の105,346円、所得に対する調定額の割合が最も高いのは徳島県の14.2%、最も低いのは東京都の8.5%となっている。所得に対する調定額の割合は首都圏において比較的低くなっている傾向がみられる。

表12 都道府県別、平均所得、平均課税標準額及び保険料（税）調定額

| 都道府県 | 平均所得 | | 平均課税標準額 | | 平均保険料(税)調定額 (医療給付費分+後期高齢者支援金分) | | 所得に対する調定額の割合 ③/① | 課税標準額に対する調定額の割合 ③/② |
|------|--------------|-----------|--------------|-----------|-----------------------------------|-------------|---------------------|------------------------|
| | 1世帯当たり額 ① | 一人当たり額 | 1世帯当たり額 ② | 一人当たり額 | 1世帯当たり額 ③ | 一人当たり額 | | |
| 全 国 | 千円 1,361 | 千円 858 | 千円 1,094 | 千円 690 | 円 142,287 | 円 89,709 | % 10.5 | % 13.0 |
| 北海道 | 1,266 | 842 | 1,021 | 679 | 135,736 | 90,334 | 10.7 | 13.3 |
| 青森 | 1,205 | 731 | 939 | 570 | 146,848 | 89,114 | 12.2 | 15.6 |
| 岩手 | 1,069 | 673 | 813 | 512 | 120,286 | 75,722 | 11.3 | 14.8 |
| 宮城 | 1,288 | 803 | 1,023 | 638 | 142,967 | 89,158 | 11.1 | 14.0 |
| 秋田 | 1,055 | 652 | 791 | 489 | 132,071 | 81,648 | 12.5 | 16.7 |
| 山形 | 1,277 | 768 | 975 | 586 | 166,331 | 99,970 | 13.0 | 17.1 |
| 福島 | 1,302 | 786 | 1,029 | 621 | 130,800 | 78,949 | 10.0 | 12.7 |
| 茨城 | 1,420 | 841 | 1,133 | 671 | 147,990 | 87,605 | 10.4 | 13.1 |
| 栃木 | 1,458 | 865 | 1,164 | 691 | 159,829 | 94,839 | 11.0 | 13.7 |
| 群馬 | 1,331 | 791 | 1,046 | 622 | 149,510 | 88,913 | 11.2 | 14.3 |
| 埼玉 | 1,466 | 920 | 1,190 | 747 | 139,861 | 87,756 | 9.5 | 11.8 |
| 千葉 | 1,447 | 913 | 1,173 | 741 | 143,180 | 90,396 | 9.9 | 12.2 |
| 東京 | 1,826 | 1,233 | 1,563 | 1,055 | 154,360 | 104,168 | 8.5 | 9.9 |
| 神奈川 | 1,599 | 1,031 | 1,332 | 859 | 144,617 | 93,224 | 9.0 | 10.9 |
| 新潟 | 1,186 | 738 | 904 | 563 | 134,938 | 84,008 | 11.4 | 14.9 |
| 富山 | 1,235 | 787 | 942 | 600 | 135,844 | 86,513 | 11.0 | 14.4 |
| 石川 | 1,177 | 744 | 897 | 567 | 149,286 | 94,436 | 12.7 | 16.7 |
| 福井 | 1,278 | 801 | 978 | 613 | 148,769 | 93,277 | 11.6 | 15.2 |
| 山梨 | 1,346 | 792 | 1,054 | 621 | 159,209 | 93,713 | 11.8 | 15.1 |
| 長野 | 1,308 | 798 | 1,020 | 622 | 142,313 | 86,824 | 10.9 | 14.0 |
| 岐阜 | 1,387 | 837 | 1,092 | 659 | 162,291 | 97,968 | 11.7 | 14.9 |
| 静岡 | 1,545 | 965 | 1,253 | 783 | 152,879 | 95,514 | 9.9 | 12.2 |
| 愛知 | 1,649 | 1,021 | 1,360 | 842 | 150,549 | 93,177 | 9.1 | 11.1 |
| 三重 | 1,297 | 834 | 1,024 | 658 | 141,358 | 90,881 | 10.9 | 13.8 |
| 滋賀 | 1,249 | 746 | 961 | 574 | 148,211 | 88,539 | 11.9 | 15.4 |
| 京都 | 1,202 | 761 | 954 | 604 | 129,245 | 81,805 | 10.7 | 13.5 |
| 大阪 | 1,144 | 739 | 903 | 583 | 135,734 | 87,637 | 11.9 | 15.0 |
| 兵庫 | 1,274 | 806 | 1,015 | 643 | 147,651 | 93,477 | 11.6 | 14.5 |
| 奈良 | 1,308 | 775 | 1,048 | 622 | 148,445 | 88,017 | 11.4 | 14.2 |
| 和歌山 | 1,069 | 636 | 810 | 482 | 139,988 | 83,241 | 13.1 | 17.3 |
| 鳥取 | 1,055 | 657 | 786 | 490 | 133,631 | 83,252 | 12.7 | 17.0 |
| 島根 | 1,063 | 701 | 797 | 525 | 137,747 | 90,809 | 13.0 | 17.3 |
| 岡山 | 1,149 | 720 | 884 | 555 | 134,081 | 84,105 | 11.7 | 15.2 |
| 広島 | 1,136 | 747 | 873 | 574 | 135,010 | 88,782 | 11.9 | 15.5 |
| 山口 | 1,031 | 669 | 779 | 506 | 139,761 | 90,732 | 13.6 | 17.9 |
| 徳島 | 909 | 574 | 679 | 429 | 129,129 | 81,560 | 14.2 | 19.0 |
| 香川 | 1,146 | 722 | 880 | 555 | 137,674 | 86,721 | 12.0 | 15.6 |
| 愛媛 | 961 | 612 | 720 | 458 | 124,073 | 78,966 | 12.9 | 17.2 |
| 高知 | 1,009 | 640 | 758 | 481 | 128,154 | 81,301 | 12.7 | 16.9 |
| 福岡 | 1,152 | 717 | 902 | 562 | 129,359 | 80,577 | 11.2 | 14.3 |
| 佐賀 | 1,391 | 817 | 1,108 | 650 | 162,082 | 95,114 | 11.6 | 14.6 |
| 長崎 | 1,014 | 633 | 760 | 475 | 132,499 | 82,734 | 13.1 | 17.4 |
| 熊本 | 1,206 | 706 | 933 | 546 | 145,560 | 85,168 | 12.1 | 15.6 |
| 大分 | 947 | 599 | 702 | 444 | 130,217 | 82,330 | 13.7 | 18.5 |
| 宮崎 | 1,045 | 641 | 792 | 486 | 132,257 | 81,136 | 12.7 | 16.7 |
| 鹿児島 | 1,070 | 662 | 823 | 509 | 121,749 | 75,301 | 11.4 | 14.8 |
| 沖縄 | 972 | 552 | 730 | 414 | 105,346 | 59,816 | 10.8 | 14.4 |

注) 1. 本表は、所得不詳を除いて集計している。
 2. 平均所得は前年の1月～12月までの所得である。

(エ) 保険料（税）算定額及び課税対象世帯

表13及び表14は、保険料（税）算定額の状況を示したものである。

表13によると、全世帯の1世帯当たり保険料（税）算定額は医療給付費分と後期高齢者支援金分の計で182,401円、被保険者1人当たり保険料（税）算定額は115,000円となっている。保険料（税）算定額に対する軽減額、減免額、賦課限度額を超える額の割合は、それぞれ12.2%、0.6%、9.1%となっており、これらを合計すると、保険料（税）算定額から控除される割合は22.0%となっている。

軽減世帯の状況をみると、軽減世帯総数の1世帯当たり保険料（税）算定額は、医療給付費分と後期高齢者支援金分の計で96,426円となっており、全世帯（182,401円）の52.9%となっている。また、保険料（税）算定額に対する軽減額の割合は軽減世帯総数で40.9%となっている。

表13 保険料（税）算定額の状況（市町村）

| | | 保険料（税）算定額 | | 算定額に対する割合 | | | |
|-----------|------|-----------|---------|-----------|--------|---------------|-----|
| | | 1世帯当たり額 | 1人当たり額 | 軽減額の割合 | 減免額の割合 | 賦課限度額を超える額の割合 | |
| | | 円 | 円 | % | % | % | |
| 計 | 全世帯 | 182,401 | 115,000 | 12.2 | 0.6 | 9.1 | |
| | 一般世帯 | 181,978 | 115,060 | 12.3 | 0.6 | 9.1 | |
| | 退職世帯 | 134,812 | 110,432 | 11.6 | 0.4 | 9.0 | |
| | 軽減世帯 | 総数 | 96,426 | 62,441 | 40.9 | 0.5 | 0.1 |
| | 2割 | 147,942 | 80,152 | 11.3 | 0.7 | 0.0 | |
| | 5割 | 111,558 | 61,576 | 37.1 | 0.6 | 0.0 | |
| | 7割 | 70,491 | 53,707 | 66.8 | 0.3 | 0.1 | |
| 医療給付費分 | 全世帯 | 139,321 | 87,839 | 12.2 | 0.6 | 9.4 | |
| | 一般世帯 | 139,004 | 87,888 | 12.2 | 0.6 | 9.4 | |
| | 退職世帯 | 102,644 | 84,081 | 11.6 | 0.4 | 9.0 | |
| | 軽減世帯 | 総数 | 73,556 | 47,632 | 40.9 | 0.5 | 0.1 |
| | 2割 | 112,776 | 61,100 | 11.2 | 0.7 | 0.0 | |
| | 5割 | 85,058 | 46,949 | 37.0 | 0.6 | 0.0 | |
| | 7割 | 53,821 | 41,006 | 66.7 | 0.3 | 0.1 | |
| 後期高齢者支援金分 | 全世帯 | 43,079 | 27,161 | 12.4 | 0.6 | 8.3 | |
| | 一般世帯 | 42,974 | 27,171 | 12.4 | 0.6 | 8.3 | |
| | 退職世帯 | 32,168 | 26,351 | 11.6 | 0.4 | 9.1 | |
| | 軽減世帯 | 総数 | 22,869 | 14,809 | 41.1 | 0.5 | 0.0 |
| | 2割 | 35,166 | 19,052 | 11.4 | 0.8 | 0.0 | |
| | 5割 | 26,501 | 14,627 | 37.3 | 0.6 | - | |
| | 7割 | 16,670 | 12,701 | 67.2 | 0.3 | 0.1 | |

- 注) 1. 本表は、所得不詳を除いて集計している。
 2. 一般世帯及び退職世帯の集計にあたっては、混合世帯を2世帯（一般被保険者のみのグループと退職被保険者のみのグループ）あるものとみなし、それぞれに分けて集計している。

表14で算定額の内訳をみると、全世帯（計）における応能割額（所得割額と資産割額の合計額）と応益割額（均等割額と平等割額の合計額）の比率はおよそ6対4となっており、これは医療給付費分、後期高齢者支援金分別にみても、また一般世帯、退職世帯別にみてもほぼ同様の結果となっている。

一方、軽減世帯総数（計）をみると、応益割額がおよそ8割を占めている。さらに7割軽減世帯においては、応益割額が95.5%と算定額のほとんどを占め、所得割額の割合はわずか2.2%と低くなっている。

表14 保険料（税）算定額内訳（構成比）（市町村）

| | | 算定額計 | 所得割額 | 資産割額 | 均等割額 | 平等割額 |
|-----------|------------|-------|------|------|------|------|
| | | % | % | % | % | % |
| 計 | 全世帯 | 100.0 | 56.7 | 1.9 | 28.9 | 12.5 |
| | 一般世帯 | 100.0 | 56.7 | 1.9 | 28.9 | 12.5 |
| | 退職世帯 | 100.0 | 56.7 | 2.5 | 29.5 | 11.2 |
| | 軽減世帯 総数 | 100.0 | 20.6 | 2.3 | 52.7 | 24.4 |
| | 軽減世帯 2割 | 100.0 | 41.6 | 2.1 | 40.9 | 15.4 |
| | 軽減世帯 5割 | 100.0 | 23.2 | 2.6 | 53.0 | 21.2 |
| | 軽減世帯 7割 | 100.0 | 2.2 | 2.3 | 61.7 | 33.8 |
| 医療給付費分 | 全世帯 | 100.0 | 56.7 | 2.0 | 28.5 | 12.8 |
| | 一般世帯 | 100.0 | 56.7 | 2.0 | 28.5 | 12.8 |
| | 退職世帯 | 100.0 | 56.6 | 2.7 | 29.2 | 11.5 |
| | 軽減世帯 総数 | 100.0 | 20.5 | 2.5 | 52.0 | 24.9 |
| | 軽減世帯 2割 | 100.0 | 41.6 | 2.2 | 40.4 | 15.8 |
| | 軽減世帯 5割 | 100.0 | 23.2 | 2.8 | 52.4 | 21.6 |
| | 軽減世帯 7割 | 100.0 | 2.2 | 2.5 | 60.9 | 34.4 |
| 後期高齢者支援金分 | 全世帯 | 100.0 | 56.8 | 1.4 | 30.2 | 11.6 |
| | 一般世帯 | 100.0 | 56.8 | 1.4 | 30.2 | 11.6 |
| | 退職世帯 | 100.0 | 57.0 | 2.0 | 30.6 | 10.4 |
| | 軽減世帯 総数 | 100.0 | 20.6 | 1.8 | 54.7 | 22.9 |
| | 軽減世帯 2割 | 100.0 | 41.5 | 1.7 | 42.5 | 14.3 |
| | 軽減世帯 5割 | 100.0 | 23.3 | 2.0 | 55.1 | 19.6 |
| | 軽減世帯 7割 | 100.0 | 2.2 | 1.8 | 64.1 | 31.9 |

- 注) 1. 本表は、所得不詳を除いて集計している。
 2. 一般世帯及び退職世帯の集計にあたっては、混合世帯を2世帯（一般被保険者のみのグループと退職被保険者のみのグループ）あるものとみなし、それぞれに分けて集計している。

表15は、課税対象世帯の割合を示したものである。これによると、全世帯（計）で所得割額のある世帯数の割合は58.7%、資産割額のある世帯数の割合は13.7%、軽減世帯数の割合は54.1%、減免世帯数の割合は3.4%、賦課限度額を超える世帯数の割合は2.5%となっている。これを一般世帯、退職世帯別にみると、所得割額及び資産割額のある世帯数の割合については退職世帯が一般世帯を上回っており、減免世帯数、賦課限度額を超える世帯数については一般世帯の割合の方が高くなっている。

次に軽減世帯総数（計）をみると、所得割額のある世帯数の割合及び資産割額のある世帯数の割合はそれぞれ39.7%、13.0%となっており、所得割額のある世帯数の割合は全世帯における割合（58.7%）と比べて2/3程度となっている。

表15 課税対象世帯数割合の状況（市町村）

| | | 所得割額のある世帯数の割合 | 資産割額のある世帯数の割合 | 軽減世帯数の割合 | 減免世帯数の割合 | 賦課限度額を超える世帯数の割合 |
|-----------|------------|---------------|---------------|----------|----------|-----------------|
| | | % | % | % | % | % |
| 計 | 全世帯 | 58.7 | 13.7 | 54.1 | 3.4 | 2.5 |
| | 一般世帯 | 58.4 | 13.5 | 54.0 | 3.4 | 2.5 |
| | 退職世帯 | 63.4 | 19.5 | 54.1 | 2.2 | 2.3 |
| | 軽減世帯 総数 | 39.7 | 13.0 | 100.0 | 3.6 | 0.0 |
| | 2割 | 83.0 | 16.3 | 100.0 | 4.7 | 0.0 |
| 5割 | 82.5 | 16.4 | 100.0 | 4.7 | 0.0 | |
| 7割 | 4.3 | 10.2 | 100.0 | 2.7 | 0.0 | |
| 医療給付費分 | 全世帯 | 58.7 | 13.7 | 54.1 | 3.4 | 2.3 |
| | 一般世帯 | 58.4 | 13.5 | 54.0 | 3.4 | 2.4 |
| | 退職世帯 | 63.4 | 19.5 | 54.1 | 2.2 | 2.2 |
| | 軽減世帯 総数 | 39.7 | 13.0 | 100.0 | 3.6 | 0.0 |
| | 2割 | 83.0 | 16.3 | 100.0 | 4.7 | 0.0 |
| 5割 | 82.5 | 16.4 | 100.0 | 4.7 | 0.0 | |
| 7割 | 4.3 | 10.2 | 100.0 | 2.7 | 0.0 | |
| 後期高齢者支援金分 | 全世帯 | 58.7 | 10.3 | 54.1 | 3.1 | 1.9 |
| | 一般世帯 | 58.4 | 10.2 | 54.0 | 3.1 | 1.9 |
| | 退職世帯 | 63.4 | 15.2 | 54.1 | 2.0 | 1.8 |
| | 軽減世帯 総数 | 39.7 | 10.0 | 100.0 | 3.0 | 0.0 |
| | 2割 | 83.0 | 12.8 | 100.0 | 4.4 | 0.0 |
| 5割 | 82.4 | 12.7 | 100.0 | 3.9 | - | |
| 7割 | 4.3 | 7.8 | 100.0 | 2.1 | 0.0 | |

注) 一般世帯及び退職世帯の集計にあたっては、混合世帯を2世帯（一般被保険者のみのグループと退職被保険者のみのグループ）あるものとみなし、それぞれに分けて集計している。

(3) 世帯の所得階級別分布

表16は、所得階級別の世帯数分布を示したものである。これによると、全世帯で所得のない世帯が29.1%、所得のある世帯のうち100万円未満が28.6%、両者合わせると国保世帯の半数以上を占めている。一般世帯と退職世帯を比較すると、所得なしの世帯は一般世帯が29.3%、退職世帯が19.8%と、一般世帯は退職世帯の1.5倍程度となっている。世帯の平均世帯人員は全世帯が1.59人、一般世帯が1.59人、退職世帯が1.22人であり、一般世帯は退職世帯より0.36人多くなっている。

次に軽減世帯についてみると、2割軽減世帯、5割軽減世帯、7割軽減世帯の所得なし世帯は、それぞれ13.7%、12.4%、70.4%と、7割軽減世帯では7割以上となっている。また、それぞれにおける最も構成割合の大きい所得階級は、所得なしを除き、2割軽減世帯が100万円～150万円未満（42.4%）、5割軽減世帯が40万円～60万円未満（30.2%）、7割軽減世帯が30万円未満（21.6%）となっており、軽減割合が大きいほど低所得層の割合が大きくなっている。平均世帯人員をみると、2割軽減世帯、5割軽減世帯はそれぞれ1.86人、1.83人と全世帯よりも多くなっているが、7割軽減世帯は1.32人と全世帯より少なくなっている。

表16 世帯の所得階級別世帯数の分布（市町村）

| 所得階級 | 全世帯 | 一般世帯 | 退職世帯 | 軽減世帯分 | | | | |
|-----------------|-------|-------|-------|-------|-------|-------|-------|------|
| | | | | 計 | 2割軽減 | 5割軽減 | 7割軽減 | |
| 総数 | % | % | % | % | % | % | % | |
| 所得なし | 100.0 | 100.0 | 100.0 | 100.0 | 100.0 | 100.0 | 100.0 | |
| ～ 30万円未満 | 29.1 | 29.3 | 19.8 | 44.5 | 13.7 | 12.4 | 70.4 | |
| 30万円以上～ 40 " | 8.3 | 8.3 | 14.4 | 13.1 | 2.4 | 3.1 | 21.6 | |
| 40 " ～ 60 " | 3.6 | 3.6 | 5.3 | 5.6 | 1.1 | 10.4 | 5.1 | |
| 60 " ～ 80 " | 5.7 | 5.7 | 9.4 | 8.9 | 1.8 | 30.2 | 2.1 | |
| 80 " ～ 100 " | 5.5 | 5.4 | 9.4 | 8.4 | 16.1 | 20.6 | 0.1 | |
| 100 " ～ 150 " | 5.5 | 5.5 | 8.0 | 6.2 | 11.2 | 15.5 | 0.1 | |
| 150 " ～ 200 " | 13.3 | 13.2 | 14.3 | 10.5 | 42.4 | 6.9 | 0.2 | |
| 200 " ～ 250 " | 9.3 | 9.3 | 7.3 | 1.9 | 8.0 | 0.6 | 0.2 | |
| 250 " ～ 300 " | 5.9 | 5.9 | 4.2 | 0.6 | 2.2 | 0.2 | 0.1 | |
| 300 " ～ 400 " | 3.8 | 3.8 | 2.1 | 0.2 | 0.6 | 0.1 | 0.1 | |
| 400 " ～ 500 " | 4.1 | 4.1 | 2.8 | 0.1 | 0.3 | 0.1 | 0.1 | |
| 500 " ～ 700 " | 2.0 | 2.0 | 0.9 | 0.0 | 0.1 | 0.0 | 0.0 | |
| 700 " ～ 1,000 " | 1.7 | 1.7 | 0.8 | 0.0 | 0.0 | 0.0 | 0.0 | |
| 1,000 " ～ | 1.0 | 1.0 | 0.5 | 0.0 | - | - | 0.0 | |
| 所得不詳 | 1.2 | 1.2 | 0.7 | 0.0 | - | - | 0.0 | |
| 平均世帯人員 | 5.5 | 5.6 | 1.2 | 1.1 | 1.4 | 1.4 | 0.9 | |
| 平均所得 | 人 | 1.59 | 1.59 | 1.22 | 1.56 | 1.86 | 1.83 | 1.32 |
| | 千円 | 1,361 | 1,357 | 1,071 | 381 | 966 | 575 | 77 |

注) 1. 本表は、擬制世帯を含んで集計している。
 2. 構成割合は、所得不詳を除いて算出している。なお、所得不詳は、全体に占める所得不詳の割合である。
 3. 平均所得は、所得不詳を除いた平均である。
 4. 一般世帯及び退職世帯の集計にあたっては、混合世帯を2世帯（一般被保険者のみのグループと退職被保険者のみのグループ）あるものとみなし、それぞれに分けて集計している。

表17は、所得階級別の世帯分布を保険者の規模別に示したものである。

1世帯当たりの平均所得をみると、1万人未満は1,321千円であるのに対し、20万人以上の保険者は1,442千円となっており、1万人未満の約1.1倍となっている。さらに、平均世帯人員は保険者の規模が大きくなるほど少なくなっており、1万人未満の1.67人に対し、20万人以上では1.49人と1世帯当たり0.17人の差となっている。

表17 保険者の規模別、所得階級別世帯数等の分布（市町村・全世界帯）

| 所得階級 | 総数 | 1万人未満 | 1万人以上 5万人未満 | 5万人以上 10万人未満 | 10万人以上 20万人未満 | 20万人以上 | |
|-----------------|-------|-------|----------------|-----------------|------------------|--------|-------|
| | % | % | % | % | % | % | |
| 総数 | 100.0 | 100.0 | 100.0 | 100.0 | 100.0 | 100.0 | |
| 所得なし | 29.1 | 26.9 | 27.8 | 29.9 | 30.1 | 31.0 | |
| ～ 30万円未満 | 8.3 | 9.5 | 8.3 | 8.3 | 7.7 | 7.8 | |
| 30万円以上～ 40 " | 3.6 | 3.8 | 3.6 | 3.5 | 3.6 | 3.5 | |
| 40 " ～ 60 " | 5.7 | 6.5 | 5.8 | 5.9 | 5.9 | 5.1 | |
| 60 " ～ 80 " | 5.5 | 6.0 | 5.8 | 5.3 | 5.3 | 4.9 | |
| 80 " ～ 100 " | 5.5 | 5.9 | 5.7 | 5.6 | 5.2 | 5.1 | |
| 100 " ～ 150 " | 13.3 | 13.5 | 13.8 | 13.2 | 13.8 | 12.2 | |
| 150 " ～ 200 " | 9.3 | 9.0 | 9.5 | 9.2 | 9.1 | 9.3 | |
| 200 " ～ 250 " | 5.9 | 5.7 | 6.0 | 5.6 | 6.1 | 6.0 | |
| 250 " ～ 300 " | 3.8 | 3.5 | 4.0 | 3.9 | 3.7 | 3.8 | |
| 300 " ～ 400 " | 4.1 | 3.9 | 4.1 | 4.1 | 3.7 | 4.4 | |
| 400 " ～ 500 " | 2.0 | 1.8 | 2.0 | 1.7 | 2.1 | 2.2 | |
| 500 " ～ 700 " | 1.7 | 1.7 | 1.7 | 1.6 | 1.6 | 2.0 | |
| 700 " ～ 1,000 " | 1.0 | 1.1 | 0.9 | 1.0 | 0.9 | 1.0 | |
| 1,000 " ～ | 1.2 | 1.2 | 1.0 | 1.1 | 1.2 | 1.5 | |
| 所得不詳 | 5.5 | 3.6 | 4.8 | 6.0 | 4.5 | 7.6 | |
| 平均世帯人員 | 人 | 1.59 | 1.67 | 1.63 | 1.60 | 1.58 | 1.49 |
| 平均所得 | 千円 | 1,361 | 1,321 | 1,344 | 1,303 | 1,355 | 1,442 |

- 注) 1. 本表は、擬制世帯を含んで集計している。
 2. 構成割合は、所得不詳を除いて算出している。なお、所得不詳は、全体に占める所得不詳の割合である。
 3. 平均所得は、所得不詳を除いた平均である。

表18は、所得階級別世帯数等の分布を世帯主の職業別に示したものである。この表によると、最も構成割合の大きい所得階級は、「農林水産業」、「その他の自営業」、「被用者」では100万円～150万円未満となっており、「その他の職業」、「無職」では所得なしとなっている。1世帯当たりの平均所得では、「農林水産業」が最も高く3,226千円、最も低いのが「無職」の820千円となっている。また、平均世帯人員は「農林水産業」が2.29人と最も多く、最も少ない「無職」の1.58人と0.71人の差となっている。

表18 世帯主の職業別にみた所得階級別世帯数等の分布（市町村・擬制世帯を除く）

| 所得階級 | 総数 | 農林水産業 | その他の自営業 | 被用者 | その他の職業 | 無職 |
|---------------|-------|-------|---------|-------|--------|-------|
| | % | % | % | % | % | % |
| 総数 | 100.0 | 100.0 | 100.0 | 100.0 | 100.0 | 100.0 |
| 所得なし | 24.2 | 5.3 | 4.3 | 8.8 | 15.8 | 41.5 |
| ～30万円未満 | 8.0 | 8.5 | 6.7 | 10.3 | 10.1 | 6.8 |
| 30万円以上～40万円 | 3.6 | 3.8 | 3.5 | 5.1 | 4.7 | 2.5 |
| 40万円～60万円 | 5.9 | 5.9 | 5.9 | 7.4 | 6.4 | 5.0 |
| 60万円～80万円 | 5.8 | 5.0 | 5.9 | 6.1 | 5.3 | 5.7 |
| 80万円～100万円 | 5.9 | 4.7 | 5.7 | 5.9 | 6.1 | 6.3 |
| 100万円～150万円 | 14.2 | 12.6 | 13.2 | 16.5 | 12.0 | 13.7 |
| 150万円～200万円 | 10.1 | 9.4 | 10.8 | 13.4 | 8.7 | 7.8 |
| 200万円～250万円 | 6.6 | 6.8 | 9.1 | 9.0 | 5.8 | 4.4 |
| 250万円～300万円 | 4.3 | 6.1 | 7.1 | 5.5 | 4.8 | 2.5 |
| 300万円～400万円 | 4.7 | 7.4 | 9.6 | 5.7 | 5.4 | 2.2 |
| 400万円～500万円 | 2.3 | 5.7 | 5.9 | 2.4 | 3.3 | 0.7 |
| 500万円～700万円 | 2.0 | 7.0 | 5.8 | 1.8 | 3.6 | 0.4 |
| 700万円～1,000万円 | 1.1 | 5.3 | 3.2 | 1.0 | 2.8 | 0.1 |
| 1,000万円～ | 1.4 | 6.7 | 3.2 | 1.1 | 5.0 | 0.3 |
| 所得不詳 | 5.9 | 1.3 | 2.5 | 1.9 | 1.6 | 1.4 |
| 平均世帯人員 | 人 | 2.29 | 2.07 | 1.68 | 1.65 | 1.58 |
| 平均所得 | 千円 | 1,510 | 3,226 | 2,738 | 1,633 | 820 |

- 注) 1. 本表は、擬制世帯を除いて集計している。
 2. 構成割合は、所得不詳を除いて算出している。なお、所得不詳は、全体に占める所得不詳の割合である。
 3. 平均所得は、所得不詳を除いた平均である。
 4. 総数は、職業不詳を含んでいる。

(4) 世帯の所得階級別保険料（税）賦課状況

表19は世帯の所得階級別に保険料（税）調定額の状況（医療給付費分＋後期高齢者支援金分）を示したものである。この表によると、1世帯当たりの保険料調定額は所得が100万円以上の世帯において総数よりも高くなっており、一般世帯、退職世帯別にみても同様となっている。また、所得に対する割合は、全世帯、一般世帯では世帯所得500万円未満の世帯において、退職世帯では400万円未満の世帯において、総数よりも高い割合となっている。

表19 世帯の所得階級別保険料（税）調定額等の状況（市町村・医療給付費分＋後期高齢者支援金分）

| 所得階級 | 全世帯 | | | 一般世帯 | | | 退職世帯 | | |
|-------------|--------------|----------|-------------|--------------|----------|-------------|--------------|----------|-------------|
| | 1世帯当たり保険料調定額 | 所得に対する割合 | 課税標準額に対する割合 | 1世帯当たり保険料調定額 | 所得に対する割合 | 課税標準額に対する割合 | 1世帯当たり保険料調定額 | 所得に対する割合 | 課税標準額に対する割合 |
| | 円 | % | % | 円 | % | % | 円 | % | % |
| 総数 | 142,287 | 10.5 | 13.0 | 141,935 | 10.5 | 13.0 | 106,502 | 9.9 | 13.1 |
| 所得なし | 26,423 | - | - | 26,479 | - | - | 22,835 | - | - |
| ～30万円未満 | 28,033 | 18.1 | - | 28,188 | 18.2 | - | 23,112 | 14.0 | - |
| 30万円以上～40万 | 37,845 | 11.0 | 188.2 | 37,949 | 11.0 | 189.0 | 30,216 | 8.7 | 138.8 |
| 40万～60万 | 56,445 | 11.3 | 34.7 | 56,450 | 11.3 | 34.7 | 50,885 | 10.2 | 30.8 |
| 60万～80万 | 83,496 | 11.9 | 23.9 | 83,452 | 11.9 | 23.9 | 76,225 | 10.9 | 21.5 |
| 80万～100万 | 109,144 | 12.1 | 20.2 | 109,016 | 12.1 | 20.2 | 103,811 | 11.7 | 18.8 |
| 100万～150万 | 152,024 | 12.3 | 17.7 | 152,001 | 12.3 | 17.6 | 138,743 | 11.4 | 16.2 |
| 150万～200万 | 207,493 | 12.0 | 15.7 | 207,297 | 12.0 | 15.6 | 193,176 | 11.1 | 14.3 |
| 200万～250万 | 257,740 | 11.5 | 14.3 | 257,601 | 11.5 | 14.3 | 248,022 | 11.0 | 13.2 |
| 250万～300万 | 306,730 | 11.2 | 13.5 | 306,795 | 11.2 | 13.5 | 276,464 | 10.1 | 11.8 |
| 300万～400万 | 372,148 | 10.8 | 12.6 | 372,059 | 10.8 | 12.6 | 375,568 | 10.9 | 12.5 |
| 400万～500万 | 469,087 | 10.6 | 12.0 | 469,345 | 10.6 | 12.0 | 421,186 | 9.5 | 10.5 |
| 500万～700万 | 598,640 | 10.2 | 11.3 | 598,831 | 10.2 | 11.2 | 506,320 | 9.0 | 9.7 |
| 700万～1,000万 | 699,430 | 8.5 | 9.1 | 699,142 | 8.5 | 9.1 | 611,527 | 7.5 | 8.0 |
| 1,000万以上 | 722,369 | 3.6 | 3.7 | 722,169 | 3.6 | 3.7 | 710,910 | 2.9 | 3.0 |
| 所得不詳 | 107,979 | ... | ... | 107,574 | ... | ... | 143,592 | ... | ... |

- 注) 1. 本表は、擬制世帯を含んで集計している。
 2. 総数は、所得不詳を除いて集計している。
 3. 一般世帯及び退職世帯の集計にあたっては、混合世帯を2世帯（一般被保険者のみのグループと退職被保険者のみのグループ）あるものとみなし、それぞれに分けて集計している。

(5) 被保険者の年齢階級別所得の状況

表20-1は被保険者の年齢階級別所得状況を示したものである。この表によると、全世帯では1人当たり所得額及び所得を有する被保険者数の割合は総数で858千円、55.6%となっており、年齢階級別では、一人当たり所得額は50歳～54歳が最も高く1,216千円、所得を有する被保険者数の割合は65～59歳が最も高く64.1%となっている。

次に、一般世帯と退職世帯をみると、一般世帯は1人当たり所得額が858千円、所得を有する被保険者数の割合が55.4%と全世帯とほぼ同じ状況となっているが、退職世帯については、1人当たり所得額が877千円、所得を有する被保険者数の割合が71.7%で、一般世帯と比べてそれぞれ19千円ほど高く、16.3ポイント高くなっている。

また、1人当たり年金収入額は、被用者年金に一定年数加入していることが資格要件である退職世帯が826千円で一般世帯の591千円より234千円高くなっている。

表20-1 被保険者の年齢階級別所得状況（市町村）

| 年齢階級別 | 全 世 帯 | | | 一 般 世 帯 | | | 退 職 世 帯 | | |
|---------|----------|----------------|------------|----------|----------------|------------|----------|----------------|------------|
| | 1人当たり所得額 | 所得を有する被保険者数の割合 | 1人当たり年金収入額 | 1人当たり所得額 | 所得を有する被保険者数の割合 | 1人当たり年金収入額 | 1人当たり所得額 | 所得を有する被保険者数の割合 | 1人当たり年金収入額 |
| | 千円 | % | 千円 | 千円 | % | 千円 | 千円 | % | 千円 |
| 総 数 | 858 | 55.6 | 594 | 858 | 55.4 | 591 | 877 | 71.7 | 826 |
| 0歳～14歳 | 1 | 0.1 | - | 1 | 0.1 | - | - | - | - |
| 15歳～19歳 | 28 | 5.3 | - | 28 | 5.3 | - | - | - | - |
| 20歳～29歳 | 605 | 52.3 | - | 607 | 52.4 | - | 91 | 24.8 | - |
| 30歳～39歳 | 967 | 61.4 | 0 | 969 | 61.6 | 0 | 57 | 12.5 | - |
| 40歳～49歳 | 1,134 | 62.4 | 0 | 1,134 | 62.4 | 0 | 18 | 7.1 | - |
| 50歳～54歳 | 1,216 | 63.5 | 0 | 1,216 | 63.5 | 0 | 298 | 66.7 | - |
| 55歳～59歳 | 1,168 | 61.2 | 6 | 1,172 | 61.4 | 6 | 585 | 31.3 | - |
| 60歳～64歳 | 941 | 62.5 | 331 | 944 | 61.1 | 264 | 912 | 74.8 | 879 |
| 65歳～69歳 | 944 | 64.1 | 1,187 | 944 | 64.1 | 1,187 | 1,177 | 93.7 | 1,193 |
| 70歳～74歳 | 830 | 59.2 | 1,354 | 830 | 59.2 | 1,354 | - | - | - |

注) 1. 本表は、所得不詳を除いて集計している。

2. 一般世帯及び退職世帯の集計にあたっては、混合世帯を2世帯（一般被保険者のみのグループと退職被保険者のみのグループ）あるものとみなし、それぞれに分けて集計している。

次に、表20-2で軽減世帯分についてみると、1人当たり所得額及び所得を有する被保険者数の割合は、2割軽減世帯で523千円、58.3%、5割軽減世帯で317千円、55.6%、7割軽減世帯で58千円、23.6%と軽減割合が大きくなるほど所得額も所得を有する被保険者の割合も低くなっている。また、年齢階級別にみると、所得を有する被保険者の割合が最も大きいのは、2割軽減世帯及び5割軽減世帯では50歳～54歳、7割軽減世帯では65歳～69歳となっている。

また、65歳～69歳の1人当たり年金収入額を比較してみると、2割軽減世帯、5割軽減世帯、7割軽減世帯でそれぞれ1,268千円、1,092千円、754千円と軽減割合の大きい世帯ほど年金収入額は少なくなっており、7割軽減世帯の年金収入は2割軽減世帯の6割程度となっている。

表20-2 被保険者の年齢階級別所得状況（市町村・軽減世帯分）

| 年齢階級別 | 軽減世帯総数 | | | 2割軽減世帯 | | | 5割軽減世帯 | | | 7割軽減世帯 | | |
|---------|----------|----------------|------------|----------|----------------|------------|----------|----------------|------------|----------|----------------|------------|
| | 1人当たり所得額 | 所得を有する被保険者数の割合 | 1人当たり年金収入額 | 1人当たり所得額 | 所得を有する被保険者数の割合 | 1人当たり年金収入額 | 1人当たり所得額 | 所得を有する被保険者数の割合 | 1人当たり年金収入額 | 1人当たり所得額 | 所得を有する被保険者数の割合 | 1人当たり年金収入額 |
| | 千円 | % | 千円 | 千円 | % | 千円 | 千円 | % | 千円 | 千円 | % | 千円 |
| 総数 | 247 | 41.3 | 525 | 523 | 58.3 | 761 | 317 | 55.6 | 616 | 58 | 23.6 | 347 |
| 0歳～14歳 | 0 | 0.0 | - | 0 | 0.1 | - | - | - | - | 0 | 0.0 | - |
| 15歳～19歳 | 16 | 4.4 | - | 29 | 5.4 | - | 18 | 5.2 | - | 8 | 3.2 | - |
| 20歳～29歳 | 169 | 32.8 | - | 442 | 56.7 | - | 277 | 54.7 | - | 43 | 16.9 | - |
| 30歳～39歳 | 271 | 41.8 | - | 622 | 64.5 | - | 352 | 60.5 | - | 72 | 21.5 | - |
| 40歳～49歳 | 273 | 42.1 | 0 | 680 | 68.2 | 0 | 351 | 60.5 | - | 65 | 21.2 | - |
| 50歳～54歳 | 248 | 41.8 | 0 | 645 | 70.3 | 0 | 373 | 68.8 | - | 58 | 20.8 | 0 |
| 55歳～59歳 | 201 | 39.5 | 3 | 547 | 68.1 | 1 | 331 | 66.6 | 4 | 43 | 19.9 | 3 |
| 60歳～64歳 | 224 | 46.3 | 263 | 460 | 63.7 | 394 | 317 | 65.9 | 345 | 57 | 26.8 | 154 |
| 65歳～69歳 | 304 | 51.3 | 1,002 | 576 | 65.3 | 1,268 | 357 | 63.3 | 1,092 | 79 | 32.9 | 754 |
| 70歳～74歳 | 321 | 49.9 | 1,156 | 617 | 64.5 | 1,482 | 409 | 64.7 | 1,301 | 67 | 29.8 | 841 |

注) 本表は、所得不詳を除いて集計している。

(6) 世帯主の年齢階級別、1世帯当たり保険料（税）算定状況・賦課状況

表21は擬制世帯を除く全世帯について、世帯主の年齢階級別1世帯当たりの保険料（税）算定状況及び賦課状況（医療給付費分＋後期高齢者支援金分）を示したものである。この表によると、所得割額、均等割額はそれぞれ55歳～59歳、40歳～44歳までは年齢が上がるに従い高くなり、その後低下する傾向がみられ、資産割額は年齢が上がるごとに高くなる傾向にある。

また、賦課限度額を超える額は55歳～59歳までは年齢が上がるに従い高くなり、その後低下する傾向がみられる。1世帯当たり保険料（税）調定額が最も高いのは40歳～44歳で167,854円となっている。

表21 世帯主の年齢階級別、1世帯あたり保険料(税)算定状況・賦課状況
(市町村・擬制世帯を除く)

| | 世帯主の 年齢階級 | 所得割額 | 資産割額 | 被保険者 均等割額 | 世帯別 平等割額 | 保険料(税) 算定額 | 保険料(税) 軽減額 | 減免等 による額 | 賦課限度額 を超える額 | 保険料(税) 調定額 |
|---|--------------|---------|--------|--------------|-------------|---------------|---------------|-------------|----------------|---------------|
| | | 円 | 円 | 円 | 円 | 円 | 円 | 円 | 円 | 円 |
| 計 | 計 | 111,740 | 3,820 | 56,197 | 23,496 | 195,253 | 23,862 | 996 | 18,683 | 151,693 |
| | 19歳以下 | 7,401 | 12 | 37,998 | 20,550 | 65,961 | 34,150 | 196 | - | 31,604 |
| | 20歳～24歳 | 31,117 | 20 | 41,682 | 18,266 | 91,085 | 24,732 | 546 | 310 | 65,484 |
| | 25歳～29歳 | 64,223 | 90 | 48,025 | 19,713 | 132,051 | 22,939 | 1,443 | 6,241 | 101,416 |
| | 30歳～34歳 | 81,538 | 469 | 58,426 | 20,927 | 161,360 | 25,209 | 2,126 | 3,865 | 130,146 |
| | 35歳～39歳 | 111,595 | 869 | 68,757 | 21,903 | 203,124 | 28,094 | 1,634 | 13,880 | 159,501 |
| | 40歳～44歳 | 119,830 | 1,527 | 70,096 | 22,595 | 214,048 | 26,930 | 1,639 | 17,609 | 167,854 |
| | 45歳～49歳 | 126,826 | 1,574 | 64,444 | 22,076 | 214,920 | 25,046 | 1,383 | 22,963 | 165,512 |
| | 50歳～54歳 | 127,403 | 2,158 | 58,849 | 22,494 | 210,903 | 23,356 | 960 | 25,016 | 161,556 |
| | 55歳～59歳 | 137,884 | 3,590 | 53,623 | 23,901 | 218,998 | 23,380 | 886 | 38,406 | 156,309 |
| | 60歳～64歳 | 119,180 | 5,235 | 52,113 | 24,521 | 201,048 | 22,100 | 1,059 | 22,453 | 155,418 |
| | 65歳～69歳 | 119,747 | 5,391 | 54,370 | 24,641 | 204,148 | 21,763 | 855 | 19,359 | 162,151 |
| | 70歳～74歳 | 103,656 | 5,050 | 54,980 | 24,274 | 187,960 | 25,039 | 632 | 15,278 | 146,992 |
| 医療 給 付 費 分 | 計 | 85,325 | 3,153 | 42,327 | 18,325 | 149,130 | 18,171 | 753 | 14,688 | 115,508 |
| | 19歳以下 | 5,662 | 10 | 28,755 | 15,869 | 50,296 | 26,007 | 146 | - | 24,138 |
| | 20歳～24歳 | 23,842 | 16 | 31,565 | 14,223 | 69,646 | 18,866 | 409 | 287 | 50,079 |
| | 25歳～29歳 | 48,916 | 73 | 36,159 | 15,314 | 100,463 | 17,432 | 1,088 | 4,613 | 77,323 |
| | 30歳～34歳 | 62,465 | 381 | 44,053 | 16,254 | 123,152 | 19,138 | 1,604 | 3,019 | 99,384 |
| | 35歳～39歳 | 85,216 | 711 | 51,834 | 17,054 | 154,815 | 21,351 | 1,262 | 10,856 | 121,339 |
| | 40歳～44歳 | 91,764 | 1,256 | 52,898 | 17,562 | 163,481 | 20,466 | 1,237 | 14,105 | 127,666 |
| | 45歳～49歳 | 97,011 | 1,312 | 48,512 | 17,220 | 164,056 | 19,040 | 1,042 | 18,147 | 125,819 |
| | 50歳～54歳 | 97,489 | 1,749 | 44,345 | 17,526 | 161,110 | 17,774 | 730 | 19,727 | 122,872 |
| | 55歳～59歳 | 105,128 | 2,964 | 40,448 | 18,608 | 167,147 | 17,821 | 671 | 29,729 | 118,919 |
| | 60歳～64歳 | 90,905 | 4,306 | 39,258 | 19,136 | 153,605 | 16,850 | 797 | 17,647 | 118,302 |
| | 65歳～69歳 | 91,297 | 4,428 | 40,914 | 19,267 | 155,906 | 16,591 | 643 | 15,149 | 123,513 |
| | 70歳～74歳 | 79,211 | 4,203 | 41,378 | 18,929 | 143,721 | 19,071 | 480 | 12,160 | 112,000 |
| 後 期 高 齢 者 支 援 金 分 | 計 | 26,415 | 667 | 13,870 | 5,171 | 46,123 | 5,692 | 243 | 3,995 | 36,185 |
| | 19歳以下 | 1,740 | 2 | 9,242 | 4,681 | 15,665 | 8,144 | 50 | - | 7,466 |
| | 20歳～24歳 | 7,275 | 4 | 10,117 | 4,043 | 21,439 | 5,866 | 137 | 24 | 15,406 |
| | 25歳～29歳 | 15,306 | 17 | 11,866 | 4,399 | 31,588 | 5,506 | 355 | 1,628 | 24,092 |
| | 30歳～34歳 | 19,074 | 88 | 14,373 | 4,673 | 38,208 | 6,071 | 521 | 846 | 30,762 |
| | 35歳～39歳 | 26,379 | 158 | 16,923 | 4,849 | 48,309 | 6,743 | 372 | 3,024 | 38,162 |
| | 40歳～44歳 | 28,066 | 271 | 17,198 | 5,032 | 50,567 | 6,464 | 402 | 3,504 | 40,188 |
| | 45歳～49歳 | 29,814 | 262 | 15,931 | 4,856 | 50,864 | 6,006 | 341 | 4,816 | 39,693 |
| | 50歳～54歳 | 29,913 | 408 | 14,503 | 4,969 | 49,793 | 5,583 | 230 | 5,289 | 38,684 |
| | 55歳～59歳 | 32,756 | 627 | 13,175 | 5,293 | 51,851 | 5,559 | 215 | 8,677 | 37,390 |
| 60歳～64歳 | 28,275 | 929 | 12,855 | 5,384 | 47,443 | 5,250 | 262 | 4,805 | 37,116 | |
| 65歳～69歳 | 28,449 | 963 | 13,456 | 5,374 | 48,242 | 5,172 | 212 | 4,210 | 38,638 | |
| 70歳～74歳 | 24,445 | 847 | 13,602 | 5,345 | 44,239 | 5,968 | 153 | 3,118 | 34,992 | |

(7) 保険料（税）の収納状況

表22は市町村国保の平成28年度国民健康保険料（税）の収納率を世帯主の年齢階級別に示したものである。これによると、平成28年度の全体の収納率は92.7%となっている。また、世帯主の年齢階級別にみると、世帯主の年齢が上がるほど収納率も上がっており、収納率が最も高い65歳～74歳の97.6%と最も低い25歳未満の63.7%では、34.0ポイントの差となっている。また、所得が高いほど収納率が高い傾向にある。

表22 国民健康保険料（税）の収納率
（平成28年度 市町村国保）

<世帯の所得階級別、世帯主の年齢階級別>

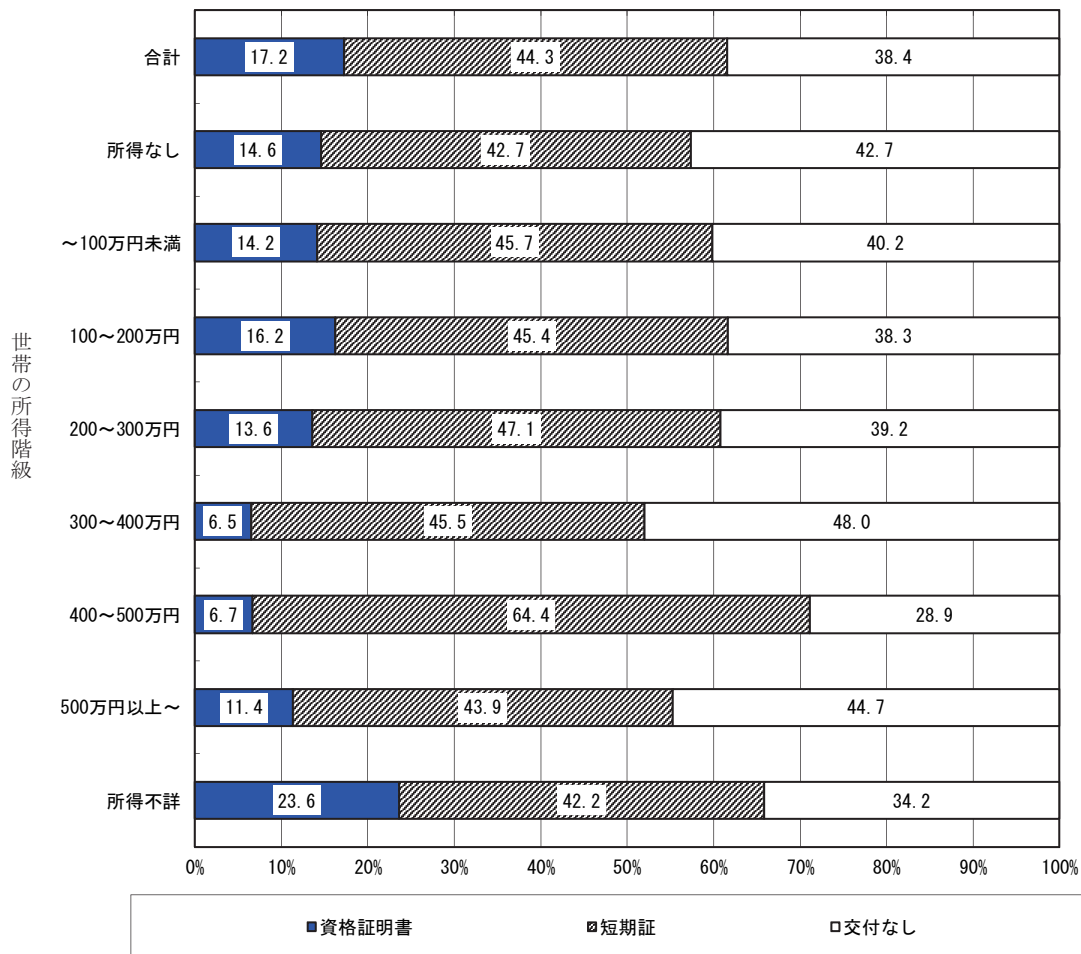
| 所得階級 | 年 齢 階 級 | | | | | | |
|------------------|---------|-------|---------|---------|---------|---------|---------|
| | 合 計 | 25歳未満 | 25歳～34歳 | 35歳～44歳 | 45歳～54歳 | 55歳～64歳 | 65歳～74歳 |
| | % | % | % | % | % | % | % |
| 合 計 | 92.7 | 63.7 | 73.7 | 85.1 | 86.0 | 91.0 | 97.6 |
| 所得なし | 89.9 | 82.0 | 73.5 | 80.1 | 83.3 | 91.4 | 96.5 |
| ～30万円未満 | 89.4 | 35.1 | 74.6 | 80.7 | 77.5 | 88.2 | 96.9 |
| 30万円以上～50万円 " | 90.9 | 48.3 | 60.9 | 85.2 | 84.4 | 89.5 | 96.9 |
| 50万円 " ～100万円 " | 93.3 | 57.5 | 70.9 | 78.9 | 83.0 | 92.3 | 97.4 |
| 100万円 " ～200万円 " | 92.9 | 65.1 | 68.9 | 82.2 | 81.3 | 88.6 | 97.9 |
| 200万円 " ～300万円 " | 93.2 | 64.0 | 79.6 | 86.8 | 84.8 | 90.5 | 97.7 |
| 300万円 " ～500万円 " | 94.6 | 93.4 | 83.8 | 91.5 | 90.4 | 92.4 | 98.0 |
| 500万円 " ～ | 97.5 | 76.7 | 97.1 | 93.8 | 96.7 | 97.1 | 99.0 |
| 所得不詳 | 69.0 | 43.4 | 47.3 | 64.5 | 64.7 | 70.4 | 85.1 |

- 注) 1. 本表は平成29年9月末現在の国保世帯における平成28年度保険料収納率を集計したものである。
 2. 世帯主の年齢は平成29年9月30日現在、世帯の所得は平成28年のもの。
 3. 本表は擬制世帯を除いて集計している。
 4. 本表は被調査世帯のうち、前年度1年間継続して当該保険者の世帯であった世帯について集計しているため、国民健康保険事業年報における収納率の算出方法とは異なっている。

図5は前年度末現在で前年度保険料を納付しなかった世帯のうち、当年度9月末時点で短期被保険者証等を交付されている世帯の割合を世帯の所得階級別に示したものである。

これによると、資格証明書の交付割合が最も高い所得階級は100万円～200万円、短期被保険者証の交付割合が最も高い所得階級は400万円～500万円となっている（所得不詳を除く）。500万円以上では交付割合が低くなっており、前年度末から調査時点までの追納の影響が考えられる。

図5 前年度保険料を納付しなかった世帯における短期被保険者証等交付割合



- 注) 1. 「前年度保険料を納付しなかった世帯」とは、前年度1年間継続して当該保険者の世帯であった平成29年度9月末現在の国保世帯のうち、平成28年度現年度分調定額に対する平成28年度中の収納額が0である世帯である。
2. 「資格証明書」、「短期証」は、注1の世帯のうち、資格証明書、短期被保険者証が交付されている世帯の割合であり、過年度における滞納世帯への交付も含まれる。また、交付状況は世帯主に対して交付されている状況に応じて集計したものである。（世帯主に資格証明書が交付され、当該世帯の高校生以下の世帯員に短期被保険者証が交付されている場合、資格証明書として集計。）
3. 擬制世帯を除いて集計している。

2 組合員票編（国民健康保険組合）

(1) 保険料算定状況・賦課状況

表23は国保組合の保険料の算定額及び調定額（国保被保険者でない組合員の世帯を除く）を示したものである。この表によると、1組合員当たり保険料調定額（基礎賦課額＋後期高齢者支援金賦課額）は339,685円であり、1被保険者当たり保険料調定額は173,389円となっている。次に表24で組合員の年齢階級別の1組合員当たり調定額をみると最も高いのは50歳～54歳の422,205円となっている。また、表25-1及び25-2で組合の業種別にみると1組合員当たり調定額は全国土木で649,511円と高く、次いで医師343,931円、薬剤師313,509円、1被保険者当たり調定額は全国土木で308,209円、次いで薬剤師206,938円、医師201,327円となっている。なお、全国土木の保険料調定額には事業主負担分が含まれていることに注意が必要である。

表23 保険料算定状況・賦課状況
（国保組合・基礎賦課額＋後期高齢者支援金賦課額）

| | 1 組合員当たり | | | 1 被保険者当たり | | |
|-------------|----------|-----|---------|-----------|-----|---------|
| | 算定額 | 減免額 | 調定額 | 算定額 | 減免額 | 調定額 |
| | 円 | 円 | 円 | 円 | 円 | 円 |
| 計 | 339,765 | 80 | 339,685 | 173,430 | 41 | 173,389 |
| 基礎賦課額 | 268,209 | 67 | 268,142 | 136,905 | 34 | 136,870 |
| 後期高齢者支援金賦課額 | 71,556 | 13 | 71,543 | 36,525 | 7 | 36,518 |

注) 本表は、国保被保険者ではない組合員の世帯を除いて集計している。

表24 組合員の年齢階級別、1組合員当たり保険料算定状況・賦課状況
（国保組合・基礎賦課額＋後期高齢者支援金賦課額）

| 組合員の 年齢階級 | 計 | | | 基礎賦課額 | | | 後期高齢者支援金賦課額 | | |
|--------------|---------|-----|---------|---------|-----|---------|-------------|-----|--------|
| | 算定額 | 減免額 | 調定額 | 算定額 | 減免額 | 調定額 | 算定額 | 減免額 | 調定額 |
| | 円 | 円 | 円 | 円 | 円 | 円 | 円 | 円 | 円 |
| 計 | 339,765 | 80 | 339,685 | 268,209 | 67 | 268,142 | 71,556 | 13 | 71,543 |
| 19歳以下 | 149,282 | - | 149,282 | 114,313 | - | 114,313 | 34,969 | - | 34,969 |
| 20歳～24歳 | 175,803 | - | 175,803 | 135,029 | - | 135,029 | 40,775 | - | 40,775 |
| 25歳～29歳 | 238,046 | - | 238,046 | 185,051 | - | 185,051 | 52,995 | - | 52,995 |
| 30歳～34歳 | 290,715 | - | 290,715 | 227,444 | - | 227,444 | 63,271 | - | 63,271 |
| 35歳～39歳 | 323,148 | 195 | 322,953 | 252,574 | 172 | 252,402 | 70,574 | 23 | 70,550 |
| 40歳～44歳 | 346,092 | 37 | 346,055 | 270,391 | 20 | 270,371 | 75,701 | 17 | 75,684 |
| 45歳～49歳 | 393,482 | - | 393,482 | 309,024 | - | 309,024 | 84,458 | - | 84,458 |
| 50歳～54歳 | 422,205 | - | 422,205 | 333,748 | - | 333,748 | 88,456 | - | 88,456 |
| 55歳～59歳 | 401,673 | - | 401,673 | 319,383 | - | 319,383 | 82,290 | - | 82,290 |
| 60歳～64歳 | 357,977 | 417 | 357,560 | 286,959 | 347 | 286,612 | 71,018 | 70 | 70,948 |
| 65歳～69歳 | 327,844 | - | 327,844 | 263,703 | - | 263,703 | 64,141 | - | 64,141 |
| 70歳～74歳 | 310,296 | 275 | 310,020 | 248,779 | 248 | 248,532 | 61,516 | 28 | 61,489 |

注) 本表は、国保被保険者ではない組合員の世帯を除いて集計している。

表25－1 業種別、1組合員当たり保険料算定状況・賦課状況
(国保組合・基礎賦課額＋後期高齢者支援金賦課額)

| 業種 | 計 | | | 基礎賦課額 | | | 後期高齢者支援金賦課額 | | |
|------|---------|-----|---------|---------|-----|---------|-------------|-----|---------|
| | 算定額 | 減免額 | 調定額 | 算定額 | 減免額 | 調定額 | 算定額 | 減免額 | 調定額 |
| | 円 | 円 | 円 | 円 | 円 | 円 | 円 | 円 | 円 |
| 計 | 339,765 | 80 | 339,685 | 268,209 | 67 | 268,142 | 71,556 | 13 | 71,543 |
| 医師 | 344,324 | 393 | 343,931 | 268,362 | 346 | 268,016 | 75,962 | 46 | 75,915 |
| 歯科医師 | 291,466 | 128 | 291,338 | 225,638 | 103 | 225,535 | 65,828 | 24 | 65,804 |
| 薬剤師 | 313,816 | 307 | 313,509 | 248,427 | 307 | 248,120 | 65,389 | - | 65,389 |
| 一般業種 | 273,288 | - | 273,288 | 213,502 | - | 213,502 | 59,785 | - | 59,785 |
| 建設関係 | 280,916 | 20 | 280,896 | 224,054 | 11 | 224,043 | 56,862 | 9 | 56,853 |
| 全国土木 | 649,511 | - | 649,511 | 513,890 | - | 513,890 | 135,621 | - | 135,621 |

注) 本表は、国保被保険者ではない組合員の世帯を除いて集計している。

表25－2 業種別、1被保険者当たり保険料算定状況・賦課状況
(国保組合・基礎賦課額＋後期高齢者支援金賦課額)

| 業種 | 計 | | | 基礎賦課額 | | | 後期高齢者支援金賦課額 | | |
|------|---------|-----|---------|---------|-----|---------|-------------|-----|--------|
| | 算定額 | 減免額 | 調定額 | 算定額 | 減免額 | 調定額 | 算定額 | 減免額 | 調定額 |
| | 円 | 円 | 円 | 円 | 円 | 円 | 円 | 円 | 円 |
| 計 | 173,430 | 41 | 173,389 | 136,905 | 34 | 136,870 | 36,525 | 7 | 36,518 |
| 医師 | 201,557 | 230 | 201,327 | 157,091 | 203 | 156,889 | 44,466 | 27 | 44,438 |
| 歯科医師 | 177,675 | 78 | 177,598 | 137,547 | 63 | 137,484 | 40,128 | 15 | 40,113 |
| 薬剤師 | 207,140 | 203 | 206,938 | 163,979 | 203 | 163,777 | 43,161 | - | 43,161 |
| 一般業種 | 156,039 | - | 156,039 | 121,903 | - | 121,903 | 34,135 | - | 34,135 |
| 建設関係 | 131,189 | 9 | 131,179 | 104,634 | 5 | 104,629 | 26,555 | 4 | 26,550 |
| 全国土木 | 308,209 | - | 308,209 | 243,854 | - | 243,854 | 64,356 | - | 64,356 |

注) 本表は、国保被保険者ではない組合員の世帯を除いて集計している。

Ⅲ 統計表（保険者票編）

第1表-1 都道府県別、保険者数、年齢階級別被保険者等数、所得

| 都道府県別 | 保険者数 | 年齢階級別被保険者数 | | | | | | | | |
|-------|-------|------------|---------------|---------------|-----------------|-----------------|-----------------|-----------------|-----------------|-----------------|
| | | 総数 | 0歳 ~ 4歳 | 5歳 ~ 9歳 | 10歳 ~ 14歳 | 15歳 ~ 19歳 | 20歳 ~ 24歳 | 25歳 ~ 29歳 | 30歳 ~ 34歳 | 35歳 ~ 39歳 |
| 全 国 | 1,716 | 29,452,636 | 585,634 | 681,195 | 739,388 | 890,269 | 1,022,902 | 1,008,767 | 1,156,101 | 1,329,197 |
| 北 海 道 | 157 | 1,211,040 | 22,609 | 26,776 | 28,758 | 32,937 | 32,771 | 35,070 | 45,253 | 52,379 |
| 青 森 | 40 | 337,599 | 5,802 | 7,022 | 8,418 | 10,446 | 8,612 | 7,886 | 11,354 | 13,951 |
| 岩 手 | 33 | 285,651 | 3,982 | 4,926 | 5,962 | 7,620 | 6,452 | 6,556 | 8,504 | 10,559 |
| 宮 城 | 35 | 501,085 | 9,112 | 10,434 | 11,598 | 14,186 | 15,431 | 16,761 | 19,810 | 22,782 |
| 秋 田 | 25 | 230,083 | 2,491 | 3,347 | 4,122 | 5,004 | 4,308 | 4,377 | 6,199 | 8,051 |
| 山 形 | 32 | 239,520 | 3,548 | 4,240 | 5,207 | 6,380 | 5,268 | 5,253 | 7,270 | 8,999 |
| 福 島 | 59 | 447,168 | 7,909 | 9,030 | 10,884 | 13,254 | 12,439 | 12,058 | 15,337 | 17,663 |
| 茨 城 | 44 | 757,900 | 15,505 | 18,693 | 21,461 | 25,267 | 25,542 | 25,159 | 29,861 | 34,254 |
| 栃 木 | 25 | 496,438 | 9,826 | 11,563 | 13,243 | 14,877 | 15,855 | 16,110 | 19,094 | 22,509 |
| 群 馬 | 35 | 497,824 | 9,951 | 12,193 | 14,030 | 16,121 | 16,278 | 15,720 | 18,530 | 22,188 |
| 埼 玉 | 63 | 1,752,887 | 33,293 | 38,179 | 42,348 | 51,281 | 65,624 | 65,495 | 71,216 | 80,324 |
| 千 葉 | 54 | 1,502,093 | 27,718 | 32,348 | 35,280 | 42,223 | 54,420 | 54,745 | 60,367 | 68,037 |
| 東 京 | 62 | 3,189,106 | 64,499 | 67,940 | 72,189 | 98,102 | 173,123 | 180,159 | 178,523 | 189,794 |
| 神 奈 川 | 33 | 1,996,721 | 38,211 | 43,377 | 46,897 | 56,901 | 73,784 | 75,689 | 83,489 | 95,407 |
| 新 潟 | 30 | 489,626 | 6,508 | 8,018 | 9,147 | 11,694 | 11,733 | 11,709 | 14,788 | 18,010 |
| 富 山 | 15 | 209,165 | 2,727 | 3,500 | 3,910 | 4,745 | 4,505 | 4,211 | 5,617 | 7,210 |
| 石 川 | 19 | 241,082 | 3,986 | 4,812 | 5,450 | 6,553 | 6,726 | 6,234 | 7,428 | 9,285 |
| 福 井 | 17 | 157,184 | 2,498 | 3,283 | 3,860 | 4,540 | 3,958 | 3,592 | 4,661 | 5,610 |
| 山 梨 | 27 | 211,232 | 4,025 | 5,122 | 5,982 | 7,345 | 6,730 | 5,823 | 7,133 | 8,550 |
| 長 野 | 77 | 486,474 | 9,141 | 10,975 | 12,328 | 14,334 | 13,674 | 13,065 | 16,219 | 19,718 |
| 岐 阜 | 42 | 477,293 | 9,363 | 11,802 | 13,170 | 15,160 | 13,783 | 12,913 | 15,923 | 19,320 |
| 静 岡 | 35 | 879,535 | 16,188 | 20,103 | 22,335 | 24,943 | 24,411 | 24,042 | 29,818 | 35,331 |
| 愛 知 | 54 | 1,622,224 | 34,199 | 40,717 | 43,800 | 51,611 | 57,027 | 56,433 | 64,503 | 72,563 |
| 三 重 | 29 | 400,857 | 6,972 | 8,594 | 9,451 | 11,129 | 10,783 | 10,738 | 12,895 | 15,268 |
| 滋 賀 | 19 | 295,194 | 6,068 | 7,354 | 7,815 | 9,052 | 8,524 | 8,404 | 10,625 | 12,712 |
| 京 都 | 26 | 585,738 | 11,944 | 13,592 | 14,597 | 18,371 | 22,788 | 20,382 | 22,595 | 26,620 |
| 大 阪 | 43 | 2,115,892 | 49,040 | 55,769 | 59,275 | 74,846 | 86,646 | 81,772 | 88,849 | 99,640 |
| 兵 庫 | 41 | 1,238,354 | 24,015 | 28,275 | 30,582 | 36,862 | 40,887 | 38,577 | 44,368 | 52,328 |
| 奈 良 | 39 | 329,674 | 6,233 | 7,746 | 8,546 | 9,906 | 9,822 | 9,216 | 11,299 | 13,613 |
| 和 歌 山 | 30 | 267,085 | 5,591 | 6,960 | 7,482 | 9,173 | 7,629 | 7,065 | 8,984 | 10,840 |
| 鳥 取 | 19 | 125,373 | 2,264 | 2,683 | 2,886 | 3,160 | 2,731 | 2,922 | 4,211 | 5,085 |
| 島 根 | 19 | 138,335 | 1,830 | 2,224 | 2,449 | 2,919 | 2,511 | 2,634 | 3,645 | 4,638 |
| 岡 山 | 27 | 413,026 | 7,684 | 9,049 | 9,562 | 11,485 | 12,424 | 11,675 | 13,967 | 16,244 |
| 広 島 | 23 | 593,379 | 10,810 | 12,872 | 13,455 | 15,703 | 17,472 | 16,766 | 19,706 | 23,588 |
| 山 口 | 19 | 310,940 | 4,632 | 5,827 | 6,304 | 7,211 | 6,748 | 6,357 | 8,397 | 10,130 |
| 徳 島 | 24 | 165,850 | 2,690 | 3,255 | 3,807 | 4,422 | 3,835 | 3,980 | 5,557 | 6,707 |
| 香 川 | 17 | 215,514 | 3,765 | 4,697 | 5,143 | 5,850 | 5,217 | 5,141 | 6,907 | 8,529 |
| 愛 媛 | 20 | 332,837 | 6,224 | 7,616 | 8,350 | 9,277 | 8,333 | 8,133 | 10,527 | 12,973 |
| 高 知 | 34 | 182,320 | 3,237 | 3,921 | 4,394 | 5,511 | 4,319 | 4,065 | 5,919 | 7,325 |
| 福 岡 | 60 | 1,157,706 | 29,437 | 32,919 | 32,582 | 38,250 | 46,325 | 43,302 | 48,581 | 56,762 |
| 佐 賀 | 20 | 187,161 | 4,091 | 5,005 | 5,404 | 6,415 | 5,279 | 4,718 | 6,494 | 7,786 |
| 長 崎 | 21 | 348,271 | 7,602 | 8,591 | 9,364 | 10,860 | 9,956 | 9,000 | 11,610 | 13,511 |
| 熊 本 | 45 | 449,927 | 10,542 | 12,277 | 12,762 | 14,602 | 13,596 | 13,228 | 16,698 | 19,692 |
| 大 分 | 18 | 265,125 | 4,745 | 5,736 | 6,189 | 7,450 | 7,996 | 6,437 | 8,398 | 10,152 |
| 宮 崎 | 26 | 284,743 | 6,753 | 8,048 | 8,362 | 9,339 | 7,342 | 7,098 | 9,626 | 11,866 |
| 鹿 児 島 | 43 | 405,227 | 9,083 | 11,069 | 11,135 | 11,957 | 9,944 | 10,175 | 14,096 | 16,701 |
| 冲 縄 | 41 | 425,178 | 17,291 | 18,716 | 19,113 | 20,995 | 19,341 | 17,922 | 21,250 | 23,993 |

(旧ただし書き方式による課税標準額) の状況 - 市町村・総数 -

(平成29年度)

| 年齢階級別被保険者数 | | | | | | | 旧ただし書き方式による課税標準額(平成28年) | 被保険者1人当たり額 | 旧ただし書き方式による課税標準額(再掲)介護保険第2号被保険者分 |
|-----------------|-----------------|-----------------|-----------------|-----------------|-----------------|-----------------|-------------------------|------------|----------------------------------|
| 40歳 ～ 44歳 | 45歳 ～ 49歳 | 50歳 ～ 54歳 | 55歳 ～ 59歳 | 60歳 ～ 64歳 | 65歳 ～ 69歳 | 70歳 ～ 74歳 | | | |
| 人 | 人 | 人 | 人 | 人 | 人 | 人 | 千円 | 千円 | 千円 |
| 1,592,800 | 1,705,737 | 1,541,816 | 1,713,372 | 3,064,025 | 6,463,102 | 5,958,331 | 20,349,213,365 | 691 | 8,651,694,494 |
| 61,147 | 63,211 | 62,721 | 73,788 | 135,295 | 281,733 | 256,592 | 777,848,512 | 642 | 379,399,026 |
| 16,084 | 18,190 | 18,997 | 25,487 | 45,294 | 77,020 | 63,036 | 187,585,602 | 556 | 92,841,183 |
| 12,629 | 13,645 | 14,230 | 19,496 | 38,595 | 71,983 | 60,512 | 155,416,169 | 544 | 69,598,009 |
| 24,859 | 25,331 | 23,922 | 30,632 | 60,254 | 118,424 | 97,549 | 303,693,828 | 606 | 124,985,166 |
| 9,272 | 10,005 | 10,261 | 15,348 | 33,312 | 62,731 | 51,255 | 106,959,445 | 465 | 48,039,032 |
| 10,021 | 10,447 | 11,015 | 15,916 | 33,288 | 63,101 | 49,567 | 138,486,363 | 578 | 61,397,930 |
| 20,221 | 21,181 | 21,950 | 30,748 | 61,275 | 109,995 | 83,224 | 275,345,482 | 616 | 123,914,145 |
| 40,992 | 43,215 | 37,923 | 44,475 | 87,546 | 164,803 | 143,204 | 519,945,335 | 686 | 233,485,428 |
| 26,340 | 26,964 | 24,242 | 29,212 | 59,699 | 114,033 | 92,871 | 333,460,897 | 672 | 150,042,721 |
| 26,833 | 27,980 | 24,573 | 27,755 | 54,537 | 110,842 | 100,293 | 314,820,426 | 632 | 140,381,968 |
| 99,195 | 109,280 | 92,287 | 92,026 | 167,769 | 374,364 | 370,206 | 1,357,305,377 | 774 | 562,076,758 |
| 82,864 | 90,613 | 78,033 | 80,840 | 146,523 | 325,943 | 322,139 | 1,151,925,957 | 767 | 461,583,846 |
| 211,185 | 230,741 | 206,992 | 192,651 | 261,157 | 530,967 | 531,084 | 3,330,640,792 | 1,044 | 1,527,859,240 |
| 115,833 | 129,670 | 113,599 | 112,067 | 180,952 | 412,171 | 418,674 | 1,775,475,469 | 889 | 735,262,626 |
| 21,168 | 22,094 | 21,807 | 27,807 | 62,276 | 132,098 | 110,769 | 274,178,503 | 560 | 111,571,132 |
| 9,452 | 9,822 | 8,654 | 10,078 | 22,810 | 55,829 | 56,095 | 127,237,528 | 608 | 47,214,631 |
| 11,906 | 12,257 | 10,942 | 13,420 | 25,670 | 59,635 | 56,778 | 149,707,974 | 621 | 61,612,112 |
| 7,150 | 7,671 | 7,013 | 8,839 | 18,044 | 41,456 | 35,009 | 97,936,648 | 623 | 40,600,382 |
| 10,939 | 12,674 | 11,972 | 13,581 | 24,215 | 46,386 | 40,755 | 132,832,244 | 629 | 61,375,453 |
| 24,001 | 25,968 | 23,697 | 27,823 | 53,525 | 115,348 | 106,658 | 291,136,094 | 598 | 122,315,315 |
| 24,440 | 25,627 | 22,759 | 26,283 | 49,884 | 114,047 | 102,819 | 321,450,948 | 673 | 137,683,414 |
| 43,646 | 46,999 | 42,582 | 51,083 | 98,029 | 209,816 | 190,209 | 644,568,643 | 733 | 271,240,817 |
| 89,860 | 97,198 | 83,862 | 88,178 | 157,658 | 349,609 | 335,006 | 1,398,353,746 | 862 | 595,808,303 |
| 18,596 | 20,574 | 19,222 | 22,747 | 44,735 | 98,534 | 90,619 | 254,108,735 | 634 | 101,520,006 |
| 15,256 | 15,359 | 13,022 | 15,136 | 31,130 | 71,199 | 63,538 | 183,544,538 | 622 | 70,427,499 |
| 33,210 | 34,868 | 29,837 | 31,300 | 52,874 | 128,471 | 124,289 | 343,136,330 | 586 | 130,271,486 |
| 127,626 | 142,141 | 121,369 | 116,355 | 181,162 | 415,063 | 416,339 | 1,190,692,702 | 563 | 482,993,119 |
| 66,628 | 70,846 | 62,887 | 68,707 | 123,068 | 282,348 | 267,976 | 748,202,221 | 604 | 283,183,562 |
| 17,447 | 18,668 | 16,712 | 18,301 | 34,379 | 76,199 | 71,587 | 188,250,144 | 571 | 69,978,610 |
| 14,124 | 15,550 | 14,804 | 17,476 | 30,384 | 59,235 | 51,788 | 133,763,937 | 501 | 59,545,642 |
| 5,798 | 5,684 | 5,421 | 7,279 | 16,125 | 32,371 | 26,753 | 62,796,903 | 501 | 25,587,513 |
| 5,635 | 5,673 | 5,422 | 7,550 | 17,394 | 39,242 | 34,569 | 74,110,140 | 536 | 28,550,953 |
| 20,566 | 20,860 | 17,794 | 21,272 | 43,086 | 101,093 | 96,265 | 227,691,426 | 551 | 82,791,413 |
| 29,282 | 30,604 | 26,253 | 30,281 | 60,797 | 143,238 | 142,552 | 371,655,696 | 626 | 133,141,462 |
| 13,009 | 13,878 | 12,490 | 16,217 | 35,323 | 84,595 | 79,822 | 159,049,274 | 512 | 55,711,727 |
| 8,088 | 8,486 | 8,156 | 10,404 | 20,992 | 41,839 | 33,632 | 76,219,869 | 460 | 30,199,462 |
| 10,759 | 10,645 | 9,344 | 11,282 | 23,422 | 55,278 | 49,535 | 117,904,510 | 547 | 44,574,397 |
| 16,199 | 16,597 | 15,713 | 20,122 | 39,113 | 82,501 | 71,159 | 153,721,481 | 462 | 60,813,975 |
| 9,143 | 9,722 | 9,279 | 11,899 | 21,497 | 43,295 | 38,794 | 94,534,694 | 519 | 41,623,622 |
| 63,585 | 63,869 | 56,825 | 66,592 | 119,171 | 245,445 | 214,061 | 621,875,358 | 537 | 250,299,526 |
| 8,705 | 9,420 | 9,375 | 12,240 | 22,922 | 43,563 | 35,744 | 112,327,349 | 600 | 52,881,448 |
| 15,851 | 17,028 | 18,026 | 24,782 | 44,557 | 82,174 | 65,359 | 173,978,623 | 500 | 77,729,900 |
| 21,696 | 22,306 | 23,394 | 30,654 | 55,272 | 100,633 | 82,575 | 250,190,625 | 556 | 119,638,349 |
| 11,968 | 12,349 | 11,674 | 15,438 | 31,370 | 66,496 | 58,727 | 120,474,494 | 454 | 46,123,528 |
| 13,661 | 13,496 | 13,874 | 19,162 | 35,896 | 67,084 | 53,136 | 147,016,522 | 516 | 69,948,591 |
| 18,201 | 18,415 | 20,089 | 27,780 | 54,746 | 96,690 | 75,146 | 181,108,880 | 447 | 79,315,221 |
| 27,730 | 27,916 | 26,801 | 32,863 | 47,003 | 64,182 | 40,062 | 196,546,932 | 462 | 94,554,846 |

第1表-2 都道府県別、保険者数、年齢階級別被保険者等数、所得

| 都道府県別 | 保険者数 | 年齢階級別被保険者数 | | | | | | | |
|-------|-------|------------|---------------|---------------|-----------------|-----------------|-----------------|-----------------|-----------------|
| | | 総数 | 0歳 ~ 4歳 | 5歳 ~ 9歳 | 10歳 ~ 14歳 | 15歳 ~ 19歳 | 20歳 ~ 24歳 | 25歳 ~ 29歳 | 30歳 ~ 34歳 |
| 全 国 | 1,716 | 29,070,256 | 585,518 | 680,885 | 738,803 | 888,638 | 1,020,289 | 1,005,952 | 1,151,968 |
| 北海道 | 157 | 1,196,517 | 22,607 | 26,766 | 28,744 | 32,873 | 32,707 | 34,970 | 45,106 |
| 青森 | 40 | 332,042 | 5,800 | 7,021 | 8,413 | 10,430 | 8,588 | 7,852 | 11,288 |
| 岩手 | 33 | 279,829 | 3,982 | 4,919 | 5,957 | 7,586 | 6,424 | 6,529 | 8,457 |
| 宮城 | 35 | 494,019 | 9,111 | 10,431 | 11,591 | 14,166 | 15,400 | 16,722 | 19,761 |
| 秋田 | 25 | 224,963 | 2,491 | 3,346 | 4,113 | 4,988 | 4,296 | 4,359 | 6,156 |
| 山形 | 32 | 233,408 | 3,548 | 4,237 | 5,199 | 6,357 | 5,242 | 5,231 | 7,227 |
| 福島 | 59 | 438,340 | 7,907 | 9,019 | 10,872 | 13,227 | 12,406 | 12,000 | 15,272 |
| 茨城 | 44 | 747,369 | 15,503 | 18,683 | 21,448 | 25,228 | 25,472 | 25,078 | 29,741 |
| 栃木 | 25 | 488,417 | 9,822 | 11,555 | 13,232 | 14,838 | 15,794 | 16,043 | 18,976 |
| 群馬 | 35 | 490,578 | 9,949 | 12,186 | 14,014 | 16,091 | 16,223 | 15,650 | 18,450 |
| 埼玉 | 63 | 1,733,850 | 33,289 | 38,167 | 42,316 | 51,188 | 65,437 | 65,336 | 70,998 |
| 千葉 | 54 | 1,486,679 | 27,710 | 32,339 | 35,254 | 42,143 | 54,295 | 54,636 | 60,205 |
| 東京都 | 62 | 3,162,017 | 64,492 | 67,925 | 72,114 | 97,964 | 172,829 | 179,903 | 178,216 |
| 神奈川県 | 33 | 1,979,508 | 38,208 | 43,363 | 46,877 | 56,809 | 73,614 | 75,495 | 83,253 |
| 新潟 | 30 | 478,743 | 6,504 | 8,011 | 9,132 | 11,664 | 11,688 | 11,664 | 14,715 |
| 富山 | 15 | 204,887 | 2,725 | 3,497 | 3,904 | 4,733 | 4,482 | 4,196 | 5,600 |
| 石川 | 19 | 237,039 | 3,985 | 4,811 | 5,448 | 6,542 | 6,717 | 6,220 | 7,410 |
| 福井 | 17 | 153,747 | 2,496 | 3,277 | 3,855 | 4,533 | 3,942 | 3,567 | 4,635 |
| 山梨 | 27 | 207,932 | 4,025 | 5,120 | 5,976 | 7,329 | 6,709 | 5,795 | 7,100 |
| 長野 | 77 | 476,556 | 9,137 | 10,969 | 12,303 | 14,271 | 13,595 | 12,979 | 16,104 |
| 岐阜 | 42 | 470,722 | 9,361 | 11,791 | 13,164 | 15,139 | 13,749 | 12,882 | 15,865 |
| 静岡県 | 35 | 865,959 | 16,188 | 20,097 | 22,320 | 24,891 | 24,341 | 23,955 | 29,710 |
| 愛知 | 54 | 1,604,164 | 34,196 | 40,694 | 43,762 | 51,523 | 56,896 | 56,330 | 64,310 |
| 三重 | 29 | 394,358 | 6,971 | 8,588 | 9,442 | 11,107 | 10,756 | 10,686 | 12,823 |
| 滋賀 | 19 | 290,367 | 6,066 | 7,353 | 7,807 | 9,031 | 8,496 | 8,370 | 10,576 |
| 京都 | 26 | 579,188 | 11,942 | 13,590 | 14,591 | 18,352 | 22,743 | 20,314 | 22,503 |
| 大阪 | 43 | 2,095,427 | 49,036 | 55,751 | 59,237 | 74,751 | 86,467 | 81,594 | 88,565 |
| 兵庫県 | 41 | 1,224,072 | 24,012 | 28,261 | 30,566 | 36,794 | 40,781 | 38,451 | 44,199 |
| 奈良 | 39 | 325,546 | 6,229 | 7,741 | 8,533 | 9,884 | 9,785 | 9,165 | 11,236 |
| 和歌山 | 30 | 263,189 | 5,586 | 6,952 | 7,474 | 9,154 | 7,598 | 7,034 | 8,915 |
| 鳥取 | 19 | 122,423 | 2,263 | 2,681 | 2,878 | 3,154 | 2,721 | 2,888 | 4,182 |
| 島根 | 19 | 135,304 | 1,830 | 2,219 | 2,446 | 2,910 | 2,507 | 2,628 | 3,628 |
| 岡山 | 27 | 407,228 | 7,683 | 9,049 | 9,555 | 11,466 | 12,404 | 11,639 | 13,910 |
| 広島 | 23 | 585,328 | 10,807 | 12,868 | 13,448 | 15,684 | 17,430 | 16,713 | 19,619 |
| 山口 | 19 | 305,856 | 4,632 | 5,825 | 6,297 | 7,192 | 6,722 | 6,327 | 8,328 |
| 徳島 | 24 | 163,014 | 2,690 | 3,255 | 3,803 | 4,411 | 3,825 | 3,967 | 5,515 |
| 香川 | 17 | 211,742 | 3,761 | 4,696 | 5,141 | 5,848 | 5,198 | 5,126 | 6,879 |
| 愛媛 | 20 | 327,322 | 6,222 | 7,609 | 8,340 | 9,255 | 8,311 | 8,102 | 10,471 |
| 高知 | 34 | 179,258 | 3,235 | 3,918 | 4,392 | 5,498 | 4,296 | 4,042 | 5,884 |
| 福岡 | 60 | 1,143,084 | 29,434 | 32,903 | 32,572 | 38,189 | 46,207 | 43,179 | 48,418 |
| 佐賀 | 20 | 184,116 | 4,090 | 5,001 | 5,401 | 6,401 | 5,262 | 4,698 | 6,458 |
| 長崎 | 21 | 342,750 | 7,598 | 8,581 | 9,358 | 10,836 | 9,920 | 8,967 | 11,556 |
| 熊本 | 45 | 442,772 | 10,535 | 12,270 | 12,756 | 14,577 | 13,551 | 13,161 | 16,618 |
| 大分 | 18 | 260,489 | 4,743 | 5,731 | 6,181 | 7,429 | 7,964 | 6,414 | 8,340 |
| 宮崎 | 26 | 280,019 | 6,751 | 8,047 | 8,357 | 9,316 | 7,314 | 7,073 | 9,576 |
| 鹿児島 | 43 | 398,810 | 9,077 | 11,060 | 11,122 | 11,936 | 9,910 | 10,137 | 14,027 |
| 沖縄 | 41 | 421,309 | 17,289 | 18,712 | 19,098 | 20,950 | 19,275 | 17,885 | 21,187 |

(旧ただし書き方式による課税標準額)の状況 —市町村・一般被保険者—

(平成29年度)

| 年齢階級別被保険者数 | | | | | | | | 旧ただし書き方式による課税標準額 (平成28年) | 被保険者 1 当たり額 |
|-----------------|-----------------|-----------------|-----------------|-----------------|-----------------|-----------------|-----------------|-----------------------------|-------------------|
| 35歳 ～ 39歳 | 40歳 ～ 44歳 | 45歳 ～ 49歳 | 50歳 ～ 54歳 | 55歳 ～ 59歳 | 60歳 ～ 64歳 | 65歳 ～ 69歳 | 70歳 ～ 74歳 | | |
| 人 | 人 | 人 | 人 | 人 | 人 | 人 | 人 | 千円 | 千円 |
| 1,326,095 | 1,591,903 | 1,705,220 | 1,540,027 | 1,700,843 | 2,728,563 | 6,447,221 | 5,958,331 | 20,017,904,924 | 689 |
| 52,269 | 61,112 | 63,193 | 62,639 | 73,268 | 122,606 | 281,065 | 256,592 | 768,651,987 | 642 |
| 13,910 | 16,066 | 18,189 | 18,970 | 25,333 | 40,345 | 76,801 | 63,036 | 184,020,825 | 554 |
| 10,518 | 12,618 | 13,643 | 14,205 | 19,353 | 33,382 | 71,744 | 60,512 | 151,753,528 | 542 |
| 22,728 | 24,845 | 25,322 | 23,898 | 30,444 | 53,918 | 118,133 | 97,549 | 298,470,318 | 604 |
| 8,007 | 9,265 | 9,999 | 10,250 | 15,247 | 28,642 | 62,549 | 51,255 | 104,150,282 | 463 |
| 8,959 | 10,008 | 10,440 | 11,003 | 15,796 | 27,763 | 62,831 | 49,567 | 134,721,713 | 577 |
| 17,603 | 20,202 | 21,172 | 21,921 | 30,562 | 53,204 | 109,749 | 83,224 | 268,938,943 | 614 |
| 34,168 | 40,967 | 43,202 | 37,856 | 44,115 | 78,297 | 164,407 | 143,204 | 511,528,446 | 684 |
| 22,432 | 26,314 | 26,950 | 24,203 | 28,960 | 52,759 | 113,668 | 92,871 | 326,599,144 | 669 |
| 22,117 | 26,814 | 27,970 | 24,530 | 27,524 | 48,251 | 110,516 | 100,293 | 309,171,001 | 630 |
| 80,205 | 99,167 | 109,253 | 92,173 | 91,328 | 151,273 | 373,514 | 370,206 | 1,335,679,991 | 770 |
| 67,919 | 82,836 | 90,588 | 77,957 | 80,297 | 133,014 | 325,347 | 322,139 | 1,134,876,753 | 763 |
| 189,629 | 211,141 | 230,697 | 206,838 | 191,837 | 237,503 | 529,845 | 531,084 | 3,287,730,133 | 1,040 |
| 95,249 | 115,795 | 129,643 | 113,491 | 111,422 | 165,858 | 411,757 | 418,674 | 1,753,323,749 | 886 |
| 17,938 | 21,143 | 22,080 | 21,782 | 27,609 | 52,431 | 131,613 | 110,769 | 268,088,631 | 560 |
| 7,192 | 9,445 | 9,819 | 8,643 | 9,988 | 18,928 | 55,640 | 56,095 | 124,218,810 | 606 |
| 9,264 | 11,899 | 12,256 | 10,936 | 13,318 | 21,991 | 59,464 | 56,778 | 146,801,930 | 619 |
| 5,583 | 7,143 | 7,668 | 7,001 | 8,770 | 14,960 | 41,308 | 35,009 | 95,554,568 | 622 |
| 8,517 | 10,931 | 12,667 | 11,955 | 13,468 | 21,347 | 46,238 | 40,755 | 130,299,900 | 627 |
| 19,638 | 23,980 | 25,952 | 23,640 | 27,520 | 44,870 | 114,940 | 106,658 | 284,225,965 | 596 |
| 19,258 | 24,427 | 25,617 | 22,732 | 26,032 | 44,154 | 113,732 | 102,819 | 315,795,125 | 671 |
| 35,276 | 43,623 | 46,973 | 42,536 | 50,672 | 85,943 | 209,225 | 190,209 | 631,875,701 | 730 |
| 72,422 | 89,825 | 97,170 | 83,764 | 87,389 | 142,135 | 348,742 | 335,006 | 1,377,731,083 | 859 |
| 15,224 | 18,581 | 20,567 | 19,189 | 22,493 | 39,089 | 98,223 | 90,619 | 248,785,097 | 631 |
| 12,674 | 15,250 | 15,352 | 13,003 | 14,973 | 26,917 | 70,961 | 63,538 | 179,329,236 | 618 |
| 26,551 | 33,194 | 34,859 | 29,802 | 31,058 | 47,083 | 128,317 | 124,289 | 337,735,991 | 583 |
| 99,433 | 127,553 | 142,102 | 121,235 | 115,585 | 163,504 | 414,275 | 416,339 | 1,173,094,216 | 560 |
| 52,195 | 66,598 | 70,824 | 62,826 | 68,084 | 110,800 | 281,705 | 267,976 | 736,294,856 | 602 |
| 13,564 | 17,437 | 18,661 | 16,690 | 18,090 | 30,908 | 76,036 | 71,587 | 185,100,515 | 569 |
| 10,789 | 14,111 | 15,544 | 14,783 | 17,261 | 27,122 | 59,078 | 51,788 | 131,267,374 | 499 |
| 5,063 | 5,794 | 5,682 | 5,415 | 7,210 | 13,473 | 32,266 | 26,753 | 61,199,195 | 500 |
| 4,618 | 5,630 | 5,672 | 5,417 | 7,480 | 14,633 | 39,117 | 34,569 | 72,217,911 | 534 |
| 16,203 | 20,548 | 20,856 | 17,778 | 21,093 | 37,892 | 100,887 | 96,265 | 223,653,644 | 549 |
| 23,480 | 29,269 | 30,594 | 26,228 | 30,012 | 53,710 | 142,914 | 142,552 | 365,764,899 | 625 |
| 10,091 | 12,997 | 13,873 | 12,474 | 16,001 | 30,920 | 84,355 | 79,822 | 155,328,922 | 508 |
| 6,681 | 8,084 | 8,483 | 8,146 | 10,314 | 18,500 | 41,708 | 33,632 | 74,371,024 | 456 |
| 8,487 | 10,748 | 10,644 | 9,335 | 11,176 | 20,038 | 55,130 | 49,535 | 115,225,481 | 544 |
| 12,915 | 16,180 | 16,590 | 15,688 | 19,916 | 34,348 | 82,216 | 71,159 | 150,639,970 | 460 |
| 7,293 | 9,126 | 9,718 | 9,272 | 11,805 | 18,859 | 43,126 | 38,794 | 92,579,670 | 516 |
| 56,634 | 63,543 | 63,851 | 56,744 | 66,147 | 106,373 | 244,829 | 214,061 | 611,283,249 | 535 |
| 7,762 | 8,696 | 9,419 | 9,366 | 12,171 | 20,220 | 43,427 | 35,744 | 110,378,606 | 600 |
| 13,471 | 15,837 | 17,019 | 17,992 | 24,590 | 39,748 | 81,918 | 65,359 | 170,511,965 | 497 |
| 19,630 | 21,670 | 22,301 | 23,367 | 30,481 | 48,949 | 100,331 | 82,575 | 246,002,492 | 556 |
| 10,116 | 11,953 | 12,343 | 11,654 | 15,273 | 27,297 | 66,324 | 58,727 | 117,665,806 | 452 |
| 11,813 | 13,650 | 13,493 | 13,854 | 19,034 | 31,723 | 66,882 | 53,136 | 144,346,205 | 515 |
| 16,655 | 18,185 | 18,400 | 20,067 | 27,592 | 49,114 | 96,382 | 75,146 | 177,492,708 | 445 |
| 23,952 | 27,703 | 27,910 | 26,779 | 32,752 | 43,769 | 63,986 | 40,062 | 193,427,366 | 459 |

第1表-3 都道府県別、保険者数、年齢階級別被保険者等数、所得

| 都道府県別 | 保険者数 | 年齢階級別被保険者数 | | | | | | | |
|-------|-------|------------|---------------|---------------|-----------------|-----------------|-----------------|-----------------|-----------------|
| | | 総数 | 0歳 ～ 4歳 | 5歳 ～ 9歳 | 10歳 ～ 14歳 | 15歳 ～ 19歳 | 20歳 ～ 24歳 | 25歳 ～ 29歳 | 30歳 ～ 34歳 |
| 全 国 | 1,716 | 382,380 | 116 | 310 | 585 | 1,631 | 2,613 | 2,815 | 4,133 |
| 北海道 | 157 | 14,523 | 2 | 10 | 14 | 64 | 64 | 100 | 147 |
| 青森 | 40 | 5,557 | 2 | 1 | 5 | 16 | 24 | 34 | 66 |
| 岩手 | 33 | 5,822 | - | 7 | 5 | 34 | 28 | 27 | 47 |
| 宮城 | 35 | 7,066 | 1 | 3 | 7 | 20 | 31 | 39 | 49 |
| 秋田 | 25 | 5,120 | - | 1 | 9 | 16 | 12 | 18 | 43 |
| 山形 | 32 | 6,112 | - | 3 | 8 | 23 | 26 | 22 | 43 |
| 福島 | 59 | 8,828 | 2 | 11 | 12 | 27 | 33 | 58 | 65 |
| 茨城 | 44 | 10,531 | 2 | 10 | 13 | 39 | 70 | 81 | 120 |
| 栃木 | 25 | 8,021 | 4 | 8 | 11 | 39 | 61 | 67 | 118 |
| 群馬 | 35 | 7,246 | 2 | 7 | 16 | 30 | 55 | 70 | 80 |
| 埼玉 | 63 | 19,037 | 4 | 12 | 32 | 93 | 187 | 159 | 218 |
| 千葉 | 54 | 15,414 | 8 | 9 | 26 | 80 | 125 | 109 | 162 |
| 東京都 | 62 | 27,089 | 7 | 15 | 75 | 138 | 294 | 256 | 307 |
| 神奈川県 | 33 | 17,213 | 3 | 14 | 20 | 92 | 170 | 194 | 236 |
| 新潟 | 30 | 10,883 | 4 | 7 | 15 | 30 | 45 | 45 | 73 |
| 富山 | 15 | 4,278 | 2 | 3 | 6 | 12 | 23 | 15 | 17 |
| 石川 | 19 | 4,043 | 1 | 1 | 2 | 11 | 9 | 14 | 18 |
| 福井 | 17 | 3,437 | 2 | 6 | 5 | 7 | 16 | 25 | 26 |
| 山梨 | 27 | 3,300 | - | 2 | 6 | 16 | 21 | 28 | 33 |
| 長野 | 77 | 9,918 | 4 | 6 | 25 | 63 | 79 | 86 | 115 |
| 岐阜 | 42 | 6,571 | 2 | 11 | 6 | 21 | 34 | 31 | 58 |
| 静岡県 | 35 | 13,576 | - | 6 | 15 | 52 | 70 | 87 | 108 |
| 愛知県 | 54 | 18,060 | 3 | 23 | 38 | 88 | 131 | 103 | 193 |
| 三重 | 29 | 6,499 | 1 | 6 | 9 | 22 | 27 | 52 | 72 |
| 滋賀 | 19 | 4,827 | 2 | 1 | 8 | 21 | 28 | 34 | 49 |
| 京都 | 26 | 6,550 | 2 | 2 | 6 | 19 | 45 | 68 | 92 |
| 大阪 | 43 | 20,465 | 4 | 18 | 38 | 95 | 179 | 178 | 284 |
| 兵庫県 | 41 | 14,282 | 3 | 14 | 16 | 68 | 106 | 126 | 169 |
| 奈良 | 39 | 4,128 | 4 | 5 | 13 | 22 | 37 | 51 | 63 |
| 和歌山 | 30 | 3,896 | 5 | 8 | 8 | 19 | 31 | 31 | 69 |
| 鳥取 | 19 | 2,950 | 1 | 2 | 8 | 6 | 10 | 34 | 29 |
| 島根 | 19 | 3,031 | - | 5 | 3 | 9 | 4 | 6 | 17 |
| 岡山 | 27 | 5,798 | 1 | - | 7 | 19 | 20 | 36 | 57 |
| 広島 | 23 | 8,051 | 3 | 4 | 7 | 19 | 42 | 53 | 87 |
| 山口 | 19 | 5,084 | - | 2 | 7 | 19 | 26 | 30 | 69 |
| 徳島 | 24 | 2,836 | - | - | 4 | 11 | 10 | 13 | 42 |
| 香川 | 17 | 3,772 | 4 | 1 | 2 | 2 | 19 | 15 | 28 |
| 愛媛 | 20 | 5,515 | 2 | 7 | 10 | 22 | 22 | 31 | 56 |
| 高知 | 34 | 3,062 | 2 | 3 | 2 | 13 | 23 | 23 | 35 |
| 福岡 | 60 | 14,622 | 3 | 16 | 10 | 61 | 118 | 123 | 163 |
| 佐賀 | 20 | 3,045 | 1 | 4 | 3 | 14 | 17 | 20 | 36 |
| 長崎 | 21 | 5,521 | 4 | 10 | 6 | 24 | 36 | 33 | 54 |
| 熊本 | 45 | 7,155 | 7 | 7 | 6 | 25 | 45 | 67 | 80 |
| 大分 | 18 | 4,636 | 2 | 5 | 8 | 21 | 32 | 23 | 58 |
| 宮崎 | 26 | 4,724 | 2 | 1 | 5 | 23 | 28 | 25 | 50 |
| 鹿児島 | 43 | 6,417 | 6 | 9 | 13 | 21 | 34 | 38 | 69 |
| 沖縄 | 41 | 3,869 | 2 | 4 | 15 | 45 | 66 | 37 | 63 |

(旧ただし書き方式による課税標準額)の状況 ー市町村・退職被保険者等ー

(平成29年度)

| 年齢階級別被保険者数 | | | | | | | 旧ただし書き方式による課税標準額 (平成28年) | 被保険者 1 当たり額 |
|-----------------|-----------------|-----------------|-----------------|-----------------|-----------------|-------------|-----------------------------|-------------------|
| 35歳 ～ 39歳 | 40歳 ～ 44歳 | 45歳 ～ 49歳 | 50歳 ～ 54歳 | 55歳 ～ 59歳 | 60歳 ～ 64歳 | 65歳 | | |
| 人 3,102 | 人 897 | 人 517 | 人 1,789 | 人 12,529 | 人 335,462 | 人 15,881 | 千円 331,308,441 | 千円 866 |
| 110 | 35 | 18 | 82 | 520 | 12,689 | 668 | 9,196,525 | 633 |
| 41 | 18 | 1 | 27 | 154 | 4,949 | 219 | 3,564,777 | 641 |
| 41 | 11 | 2 | 25 | 143 | 5,213 | 239 | 3,662,641 | 629 |
| 54 | 14 | 9 | 24 | 188 | 6,336 | 291 | 5,223,510 | 739 |
| 44 | 7 | 6 | 11 | 101 | 4,670 | 182 | 2,809,163 | 549 |
| 40 | 13 | 7 | 12 | 120 | 5,525 | 270 | 3,764,650 | 616 |
| 60 | 19 | 9 | 29 | 186 | 8,071 | 246 | 6,406,539 | 726 |
| 86 | 25 | 13 | 67 | 360 | 9,249 | 396 | 8,416,889 | 799 |
| 77 | 26 | 14 | 39 | 252 | 6,940 | 365 | 6,861,753 | 855 |
| 71 | 19 | 10 | 43 | 231 | 6,286 | 326 | 5,649,425 | 780 |
| 119 | 28 | 27 | 114 | 698 | 16,496 | 850 | 21,625,386 | 1,136 |
| 118 | 28 | 25 | 76 | 543 | 13,509 | 596 | 17,049,204 | 1,106 |
| 165 | 44 | 44 | 154 | 814 | 23,654 | 1,122 | 42,910,659 | 1,584 |
| 158 | 38 | 27 | 108 | 645 | 15,094 | 414 | 22,151,720 | 1,287 |
| 72 | 25 | 14 | 25 | 198 | 9,845 | 485 | 6,089,872 | 560 |
| 18 | 7 | 3 | 11 | 90 | 3,882 | 189 | 3,018,718 | 706 |
| 21 | 7 | 1 | 6 | 102 | 3,679 | 171 | 2,906,044 | 719 |
| 27 | 7 | 3 | 12 | 69 | 3,084 | 148 | 2,382,080 | 693 |
| 33 | 8 | 7 | 17 | 113 | 2,868 | 148 | 2,532,344 | 767 |
| 80 | 21 | 16 | 57 | 303 | 8,655 | 408 | 6,910,129 | 697 |
| 62 | 13 | 10 | 27 | 251 | 5,730 | 315 | 5,655,823 | 861 |
| 55 | 23 | 26 | 46 | 411 | 12,086 | 591 | 12,692,942 | 935 |
| 141 | 35 | 28 | 98 | 789 | 15,523 | 867 | 20,622,663 | 1,142 |
| 44 | 15 | 7 | 33 | 254 | 5,646 | 311 | 5,323,638 | 819 |
| 38 | 6 | 7 | 19 | 163 | 4,213 | 238 | 4,215,302 | 873 |
| 69 | 16 | 9 | 35 | 242 | 5,791 | 154 | 5,400,339 | 824 |
| 207 | 73 | 39 | 134 | 770 | 17,658 | 788 | 17,598,486 | 860 |
| 133 | 30 | 22 | 61 | 623 | 12,268 | 643 | 11,907,365 | 834 |
| 49 | 10 | 7 | 22 | 211 | 3,471 | 163 | 3,149,629 | 763 |
| 51 | 13 | 6 | 21 | 215 | 3,262 | 157 | 2,496,563 | 641 |
| 22 | 4 | 2 | 6 | 69 | 2,652 | 105 | 1,597,708 | 542 |
| 20 | 5 | 1 | 5 | 70 | 2,761 | 125 | 1,892,229 | 624 |
| 41 | 18 | 4 | 16 | 179 | 5,194 | 206 | 4,037,782 | 696 |
| 108 | 13 | 10 | 25 | 269 | 7,087 | 324 | 5,890,797 | 732 |
| 39 | 12 | 5 | 16 | 216 | 4,403 | 240 | 3,720,352 | 732 |
| 26 | 4 | 3 | 10 | 90 | 2,492 | 131 | 1,848,845 | 652 |
| 42 | 11 | 1 | 9 | 106 | 3,384 | 148 | 2,679,029 | 710 |
| 58 | 19 | 7 | 25 | 206 | 4,765 | 285 | 3,081,511 | 559 |
| 32 | 17 | 4 | 7 | 94 | 2,638 | 169 | 1,955,024 | 638 |
| 128 | 42 | 18 | 81 | 445 | 12,798 | 616 | 10,592,109 | 724 |
| 24 | 9 | 1 | 9 | 69 | 2,702 | 136 | 1,948,743 | 640 |
| 40 | 14 | 9 | 34 | 192 | 4,809 | 256 | 3,466,658 | 628 |
| 62 | 26 | 5 | 27 | 173 | 6,323 | 302 | 4,188,133 | 585 |
| 36 | 15 | 6 | 20 | 165 | 4,073 | 172 | 2,808,688 | 606 |
| 53 | 11 | 3 | 20 | 128 | 4,173 | 202 | 2,670,317 | 565 |
| 46 | 16 | 15 | 22 | 188 | 5,632 | 308 | 3,616,172 | 564 |
| 41 | 27 | 6 | 22 | 111 | 3,234 | 196 | 3,119,566 | 806 |

第2表 都道府県・業種別，保険者数，

| 都道府県・業種別 | 保険者数 | 年齢階級別被保険者数 | | | | | | | | |
|----------|------|------------|-----------|-----------|---------|---------|---------|---------|---------|---------|
| | | 総数 | (再掲) | | 0歳 | 5歳 | 10歳 | 15歳 | 20歳 | 25歳 |
| | | | 組合員 | その他 | ～4歳 | ～9歳 | ～14歳 | ～19歳 | ～24歳 | ～29歳 |
| 全 国 | 163 | 2,797,535 | 1,403,432 | 1,394,103 | 127,906 | 145,328 | 161,667 | 178,451 | 172,964 | 144,040 |
| 北 海 道 | 4 | 44,736 | 23,263 | 21,473 | 1,740 | 1,931 | 2,327 | 2,736 | 3,228 | 2,505 |
| 青 森 県 | 1 | 1,325 | 487 | 838 | 25 | 46 | 58 | 110 | 132 | 50 |
| 岩 手 県 | 1 | 3,654 | 2,342 | 1,312 | 69 | 115 | 141 | 212 | 243 | 235 |
| 宮 城 県 | 3 | 28,430 | 14,951 | 13,479 | 1,297 | 1,291 | 1,376 | 1,510 | 1,848 | 1,709 |
| 秋 田 県 | 2 | 4,135 | 2,369 | 1,766 | 93 | 137 | 158 | 242 | 354 | 268 |
| 山 形 県 | 3 | 21,921 | 11,022 | 10,899 | 890 | 1,030 | 1,224 | 1,251 | 908 | 792 |
| 福 島 県 | 2 | 6,339 | 3,246 | 3,093 | 115 | 149 | 249 | 440 | 680 | 476 |
| 茨 城 県 | 2 | 10,826 | 6,695 | 4,131 | 228 | 335 | 403 | 631 | 1,177 | 977 |
| 栃 木 県 | 2 | 69,359 | 41,864 | 27,495 | 1,810 | 2,432 | 2,867 | 3,613 | 7,933 | 6,846 |
| 群 馬 県 | 2 | 11,074 | 6,497 | 4,577 | 236 | 338 | 442 | 635 | 1,176 | 894 |
| 埼 玉 県 | 6 | 176,487 | 88,724 | 87,763 | 8,836 | 9,918 | 10,571 | 11,081 | 10,194 | 8,924 |
| 千 葉 県 | 3 | 23,797 | 14,585 | 9,212 | 595 | 759 | 987 | 1,276 | 2,003 | 1,933 |
| 東 京 都 | 22 | 1,268,563 | 609,879 | 658,684 | 65,277 | 71,496 | 77,430 | 84,232 | 71,795 | 60,485 |
| 神 奈 川 県 | 6 | 140,249 | 71,220 | 69,029 | 7,056 | 7,926 | 8,191 | 8,332 | 8,387 | 7,666 |
| 新 潟 県 | 3 | 24,929 | 12,505 | 12,424 | 1,030 | 1,270 | 1,404 | 1,577 | 1,166 | 922 |
| 富 山 県 | 2 | 10,392 | 4,518 | 5,874 | 565 | 670 | 807 | 735 | 447 | 322 |
| 石 川 県 | 1 | 2,791 | 1,636 | 1,155 | 41 | 71 | 123 | 136 | 178 | 145 |
| 福 井 県 | 3 | 5,005 | 2,493 | 2,512 | 162 | 175 | 246 | 301 | 347 | 231 |
| 山 梨 県 | 1 | 2,217 | 1,328 | 889 | 37 | 56 | 89 | 122 | 221 | 157 |
| 長 野 県 | 2 | 38,488 | 18,427 | 20,061 | 1,844 | 2,255 | 2,676 | 2,746 | 1,789 | 1,333 |
| 岐 阜 県 | 2 | 21,609 | 11,298 | 10,311 | 954 | 1,286 | 1,461 | 1,550 | 1,259 | 999 |
| 静 岡 県 | 5 | 31,956 | 18,312 | 13,644 | 962 | 1,274 | 1,522 | 1,824 | 2,544 | 2,010 |
| 愛 知 県 | 6 | 221,448 | 107,008 | 114,440 | 8,769 | 10,866 | 13,025 | 14,524 | 12,372 | 9,370 |
| 三 重 県 | 4 | 47,750 | 23,978 | 23,772 | 2,464 | 2,771 | 3,119 | 3,279 | 2,999 | 2,507 |
| 滋 賀 県 | 1 | 4,443 | 2,702 | 1,741 | 112 | 132 | 186 | 234 | 328 | 278 |
| 京 都 府 | 11 | 68,361 | 32,625 | 35,736 | 3,177 | 3,616 | 4,058 | 4,238 | 3,660 | 2,832 |
| 大 阪 府 | 16 | 173,064 | 96,132 | 76,932 | 6,649 | 7,236 | 7,913 | 9,378 | 12,786 | 11,158 |
| 兵 庫 県 | 6 | 116,939 | 57,585 | 59,354 | 4,976 | 6,132 | 7,130 | 8,146 | 6,924 | 5,530 |
| 奈 良 県 | 2 | 7,473 | 4,463 | 3,010 | 139 | 270 | 300 | 421 | 617 | 598 |
| 和 歌 山 県 | 3 | 6,179 | 3,393 | 2,786 | 137 | 170 | 284 | 315 | 500 | 397 |
| 鳥 取 県 | 1 | 1,239 | 571 | 668 | 18 | 46 | 57 | 107 | 115 | 57 |
| 島 根 県 | 1 | 2,053 | 1,356 | 697 | 25 | 51 | 78 | 106 | 124 | 112 |
| 岡 山 県 | 3 | 31,416 | 15,760 | 15,656 | 1,565 | 1,866 | 1,970 | 2,110 | 1,739 | 1,388 |
| 広 島 県 | 4 | 43,915 | 22,804 | 21,111 | 1,797 | 2,121 | 2,583 | 2,710 | 2,837 | 2,198 |
| 山 口 県 | 1 | 4,304 | 2,542 | 1,762 | 77 | 141 | 178 | 248 | 297 | 193 |
| 徳 島 県 | 2 | 12,151 | 5,848 | 6,303 | 497 | 526 | 649 | 694 | 465 | 415 |
| 香 川 県 | 2 | 13,494 | 6,219 | 7,275 | 669 | 806 | 918 | 946 | 653 | 422 |
| 愛 媛 県 | 2 | 6,221 | 3,174 | 3,047 | 149 | 197 | 273 | 424 | 640 | 482 |
| 高 知 県 | 1 | 766 | 356 | 410 | 9 | 18 | 55 | 48 | 71 | 33 |
| 福 岡 県 | 3 | 30,183 | 17,948 | 12,235 | 892 | 993 | 1,268 | 1,622 | 2,910 | 2,517 |
| 佐 賀 県 | 3 | 9,972 | 4,933 | 5,039 | 448 | 518 | 580 | 647 | 651 | 466 |
| 長 崎 県 | 4 | 20,344 | 10,761 | 9,583 | 763 | 930 | 1,095 | 1,297 | 1,374 | 991 |
| 熊 本 県 | 2 | 7,909 | 4,358 | 3,551 | 246 | 311 | 354 | 464 | 811 | 609 |
| 大 分 県 | 2 | 6,828 | 4,529 | 2,299 | 174 | 235 | 280 | 380 | 637 | 492 |
| 宮 崎 県 | 2 | 4,194 | 2,167 | 2,027 | 86 | 123 | 191 | 297 | 492 | 321 |
| 鹿 児 島 県 | 2 | 7,355 | 4,045 | 3,310 | 183 | 265 | 325 | 444 | 822 | 709 |
| 沖 縄 県 | 1 | 1,252 | 514 | 738 | 23 | 28 | 46 | 80 | 131 | 86 |
| (再掲) | | | | | | | | | | |
| 医 師 | 47 | 305,527 | 177,223 | 128,304 | 6,689 | 9,246 | 12,929 | 17,400 | 23,125 | 18,674 |
| 歯 科 医 師 | 27 | 269,039 | 164,893 | 104,146 | 7,554 | 8,942 | 10,313 | 13,791 | 31,720 | 28,538 |
| 薬 剤 師 | 18 | 42,624 | 28,323 | 14,301 | 1,440 | 1,524 | 1,655 | 1,755 | 2,395 | 2,600 |
| 一 般 業 務 | 38 | 339,779 | 186,912 | 152,867 | 16,307 | 15,355 | 13,961 | 14,891 | 21,600 | 19,011 |
| 建 設 関 係 | 32 | 1,429,629 | 656,377 | 773,252 | 75,925 | 87,749 | 95,103 | 96,688 | 65,596 | 53,287 |
| 全 国 土 木 | 1 | 410,937 | 189,704 | 221,233 | 19,991 | 22,512 | 27,706 | 33,926 | 28,528 | 21,930 |

年齢階級別被保険者等数 一 国保組合一

(平成29年度)

| 年齢階級別被保険者数 | | | | | | | | | 後期高齢被 保険者であ る組合員数 | (再掲) 75歳未満 |
|-----------------|-----------------|-----------------|-----------------|-----------------|-----------------|-----------------|-----------------|-----------------|-------------------------|---------------|
| 30歳 ～ 34歳 | 35歳 ～ 39歳 | 40歳 ～ 44歳 | 45歳 ～ 49歳 | 50歳 ～ 54歳 | 55歳 ～ 59歳 | 60歳 ～ 64歳 | 65歳 ～ 69歳 | 70歳 ～ 74歳 | | |
| 165,746 | 194,138 | 254,778 | 266,023 | 217,764 | 207,522 | 214,720 | 224,499 | 121,989 | 21,763 | 60 |
| 2,648 | 2,884 | 3,732 | 3,824 | 3,952 | 3,927 | 3,985 | 3,721 | 1,596 | 583 | 1 |
| 23 | 18 | 35 | 84 | 128 | 192 | 182 | 156 | 86 | 36 | - |
| 253 | 302 | 334 | 339 | 397 | 371 | 278 | 230 | 135 | 112 | - |
| 2,125 | 2,249 | 2,308 | 2,112 | 1,887 | 2,126 | 2,614 | 2,806 | 1,172 | 203 | 1 |
| 286 | 279 | 344 | 374 | 409 | 424 | 355 | 261 | 151 | 145 | - |
| 1,118 | 1,478 | 1,541 | 1,294 | 1,224 | 1,691 | 2,650 | 3,194 | 1,636 | 182 | - |
| 379 | 326 | 377 | 456 | 624 | 701 | 623 | 461 | 283 | 156 | 1 |
| 826 | 719 | 903 | 981 | 959 | 1,019 | 838 | 578 | 252 | 205 | - |
| 5,663 | 5,055 | 5,913 | 5,676 | 5,661 | 5,865 | 4,734 | 3,545 | 1,746 | 1,002 | 4 |
| 781 | 726 | 999 | 1,069 | 1,019 | 972 | 782 | 601 | 404 | 180 | - |
| 10,607 | 12,772 | 16,701 | 17,495 | 12,996 | 10,959 | 11,759 | 14,402 | 9,272 | 1,049 | 2 |
| 1,680 | 1,696 | 2,063 | 2,504 | 2,267 | 2,092 | 1,723 | 1,400 | 819 | 448 | - |
| 74,244 | 88,218 | 116,469 | 125,012 | 98,499 | 92,012 | 95,870 | 96,216 | 51,308 | 5,667 | 6 |
| 8,959 | 10,244 | 13,510 | 14,290 | 10,885 | 9,052 | 8,656 | 10,206 | 6,889 | 794 | - |
| 1,300 | 1,637 | 1,842 | 1,619 | 1,599 | 1,895 | 2,963 | 3,213 | 1,492 | 280 | - |
| 451 | 710 | 883 | 717 | 474 | 589 | 925 | 1,440 | 657 | 131 | - |
| 140 | 168 | 289 | 290 | 300 | 307 | 265 | 191 | 147 | 98 | - |
| 228 | 297 | 405 | 447 | 433 | 394 | 452 | 544 | 343 | 97 | - |
| 135 | 107 | 186 | 222 | 230 | 267 | 194 | 120 | 74 | 60 | - |
| 1,749 | 2,576 | 3,387 | 3,042 | 2,480 | 2,542 | 3,315 | 4,380 | 2,374 | 104 | - |
| 1,195 | 1,528 | 2,071 | 1,991 | 1,685 | 1,589 | 1,486 | 1,691 | 864 | 151 | - |
| 1,992 | 2,153 | 2,685 | 2,843 | 2,675 | 2,594 | 2,578 | 2,733 | 1,567 | 523 | - |
| 10,926 | 14,299 | 20,908 | 21,789 | 17,921 | 17,884 | 19,526 | 20,181 | 9,088 | 799 | 14 |
| 2,976 | 3,350 | 4,400 | 4,237 | 3,507 | 3,440 | 3,313 | 3,596 | 1,792 | 224 | 1 |
| 288 | 310 | 389 | 448 | 489 | 491 | 368 | 277 | 113 | 72 | - |
| 3,507 | 4,697 | 6,569 | 6,698 | 5,224 | 4,534 | 4,777 | 6,639 | 4,135 | 863 | - |
| 12,155 | 13,328 | 16,243 | 16,828 | 14,386 | 12,786 | 11,516 | 12,505 | 8,197 | 2,835 | - |
| 6,054 | 7,599 | 11,269 | 11,500 | 9,151 | 8,611 | 8,697 | 9,900 | 5,320 | 990 | 23 |
| 514 | 494 | 655 | 689 | 731 | 712 | 618 | 457 | 258 | 136 | - |
| 350 | 366 | 471 | 525 | 519 | 671 | 615 | 521 | 338 | 154 | - |
| 37 | 44 | 75 | 100 | 108 | 144 | 168 | 96 | 67 | 39 | - |
| 86 | 117 | 179 | 216 | 222 | 251 | 206 | 170 | 110 | 59 | - |
| 1,876 | 2,239 | 2,963 | 2,614 | 1,935 | 2,019 | 2,470 | 3,049 | 1,613 | 139 | - |
| 2,461 | 2,938 | 4,076 | 4,014 | 3,328 | 3,557 | 3,567 | 3,768 | 1,960 | 522 | 1 |
| 212 | 249 | 359 | 436 | 429 | 470 | 431 | 356 | 228 | 186 | - |
| 498 | 740 | 956 | 879 | 812 | 954 | 1,451 | 1,728 | 887 | 97 | - |
| 636 | 938 | 1,286 | 1,016 | 684 | 914 | 1,264 | 1,574 | 768 | 59 | - |
| 345 | 313 | 420 | 481 | 558 | 647 | 596 | 446 | 250 | 166 | - |
| 17 | 12 | 30 | 59 | 63 | 96 | 87 | 99 | 69 | 41 | - |
| 2,460 | 2,229 | 2,317 | 2,513 | 2,422 | 2,568 | 2,302 | 2,045 | 1,125 | 922 | 6 |
| 625 | 677 | 729 | 687 | 651 | 791 | 1,026 | 1,057 | 419 | 71 | - |
| 1,092 | 1,257 | 1,499 | 1,454 | 1,464 | 1,840 | 2,247 | 2,100 | 941 | 321 | - |
| 606 | 552 | 586 | 641 | 649 | 654 | 597 | 505 | 324 | 292 | - |
| 461 | 511 | 611 | 644 | 582 | 622 | 545 | 432 | 222 | 177 | - |
| 237 | 242 | 255 | 286 | 391 | 452 | 381 | 277 | 163 | 136 | - |
| 497 | 454 | 503 | 515 | 655 | 693 | 566 | 468 | 256 | 218 | - |
| 48 | 41 | 53 | 73 | 100 | 141 | 159 | 164 | 79 | 39 | - |
| 17,915 | 18,945 | 25,777 | 30,986 | 31,971 | 31,327 | 26,292 | 21,238 | 13,013 | 10,050 | 9 |
| 23,384 | 19,763 | 21,625 | 21,808 | 21,435 | 21,694 | 17,630 | 13,672 | 7,170 | 3,611 | 21 |
| 3,362 | 3,448 | 4,106 | 4,012 | 3,780 | 3,679 | 3,370 | 3,325 | 2,173 | 862 | 23 |
| 24,579 | 29,782 | 33,913 | 31,625 | 26,051 | 23,227 | 21,668 | 27,281 | 20,528 | 6,100 | 1 |
| 74,402 | 99,585 | 133,599 | 130,313 | 97,019 | 93,428 | 115,202 | 139,965 | 71,768 | 839 | 2 |
| 22,104 | 22,615 | 35,758 | 47,279 | 37,508 | 34,167 | 30,558 | 19,018 | 7,337 | 301 | 4 |

第3表-1 保険者の規模別、保険者数、年齢階級別被保険者等数、所得

| 保険者の規模別 | 保険者数 | 年齢階級別被保険者数 | | | | | | | |
|--------------------|-------|------------|---------------|---------------|-----------------|-----------------|-----------------|-----------------|-----------------|
| | | 総数 | 0歳 ～ 4歳 | 5歳 ～ 9歳 | 10歳 ～ 14歳 | 15歳 ～ 19歳 | 20歳 ～ 24歳 | 25歳 ～ 29歳 | 30歳 ～ 34歳 |
| 総数 | 1,716 | 29,452,636 | 585,634 | 681,195 | 739,388 | 890,269 | 1,022,902 | 1,008,767 | 1,156,101 |
| ～ 1000人未満 | 168 | 100,020 | 1,841 | 2,016 | 2,213 | 2,496 | 2,043 | 2,043 | 2,913 |
| 1000人以上～ 2000 " | 188 | 284,839 | 5,599 | 6,975 | 7,597 | 8,636 | 6,850 | 6,856 | 9,249 |
| 2000 " ～ 3000 " | 168 | 418,539 | 7,660 | 9,366 | 10,526 | 11,984 | 9,684 | 9,295 | 12,797 |
| 3000 " ～ 4000 " | 112 | 391,034 | 7,327 | 8,700 | 9,991 | 11,307 | 9,927 | 9,649 | 12,898 |
| 4000 " ～ 5000 " | 104 | 463,168 | 8,263 | 10,197 | 11,674 | 13,641 | 11,186 | 10,618 | 14,460 |
| 5000 " ～ 6000 " | 96 | 523,592 | 9,435 | 11,668 | 13,092 | 14,846 | 12,224 | 11,771 | 16,204 |
| 6000 " ～ 7000 " | 72 | 466,775 | 7,928 | 10,098 | 11,239 | 13,441 | 11,310 | 10,934 | 14,669 |
| 7000 " ～ 8000 " | 73 | 548,961 | 9,599 | 11,808 | 13,547 | 15,632 | 13,710 | 13,075 | 17,296 |
| 8000 " ～ 9000 " | 54 | 457,312 | 8,464 | 10,360 | 11,550 | 13,675 | 11,617 | 11,088 | 14,915 |
| 9000 " ～ 10000 " | 56 | 530,257 | 10,239 | 12,663 | 14,272 | 16,559 | 14,516 | 13,972 | 17,795 |
| 10000 " ～ 15000 " | 172 | 2,139,866 | 40,426 | 49,792 | 55,172 | 64,002 | 56,599 | 54,652 | 71,153 |
| 15000 " ～ 20000 " | 115 | 1,987,540 | 39,958 | 47,692 | 52,849 | 61,996 | 59,770 | 57,375 | 69,698 |
| 20000 " ～ 25000 " | 74 | 1,638,058 | 31,258 | 38,070 | 42,420 | 49,536 | 48,050 | 47,039 | 57,246 |
| 25000 " ～ 30000 " | 45 | 1,237,291 | 24,528 | 29,194 | 31,539 | 37,781 | 40,681 | 38,674 | 45,736 |
| 30000 " ～ 35000 " | 34 | 1,097,382 | 21,199 | 25,603 | 27,927 | 33,090 | 34,364 | 33,271 | 39,118 |
| 35000 " ～ 40000 " | 32 | 1,202,768 | 22,106 | 26,596 | 29,227 | 33,970 | 37,097 | 37,138 | 43,738 |
| 40000 " ～ 45000 " | 19 | 797,467 | 18,056 | 20,767 | 22,202 | 25,844 | 30,031 | 29,290 | 32,841 |
| 45000 " ～ 50000 " | 12 | 572,579 | 10,820 | 12,784 | 13,852 | 17,039 | 20,031 | 19,640 | 21,976 |
| 50000 " ～100000 " | 77 | 5,457,732 | 108,494 | 124,827 | 135,578 | 163,715 | 197,830 | 196,909 | 224,392 |
| 100000 " ～150000 " | 21 | 2,488,402 | 51,600 | 56,791 | 59,885 | 76,687 | 113,673 | 112,657 | 114,345 |
| 150000 " ～200000 " | 10 | 1,694,288 | 34,396 | 39,672 | 43,060 | 53,637 | 68,006 | 67,017 | 72,657 |
| 200000 " ～ | 14 | 4,954,766 | 106,438 | 115,556 | 119,976 | 150,755 | 213,703 | 215,804 | 230,005 |

(旧ただし書き方式による課税標準額)の状況 ー市町村・総数ー

(平成29年度)

| 年齢階級別被保険者数 | | | | | | | | 旧ただし書き方式による課税標準額(平成28年) | 被保険者1人当たり額 | 旧ただし書き方式による課税標準額(再掲)介護保険第2号被保険者分 |
|-----------------|-----------------|-----------------|-----------------|-----------------|-----------------|-----------------|-----------------|-------------------------|------------|----------------------------------|
| 35歳 ～ 39歳 | 40歳 ～ 44歳 | 45歳 ～ 49歳 | 50歳 ～ 54歳 | 55歳 ～ 59歳 | 60歳 ～ 64歳 | 65歳 ～ 69歳 | 70歳 ～ 74歳 | | | |
| 人 | 人 | 人 | 人 | 人 | 人 | 人 | 人 | 千円 | 千円 | 千円 |
| 1,329,197 | 1,592,800 | 1,705,737 | 1,541,816 | 1,713,372 | 3,064,025 | 6,463,102 | 5,958,331 | 20,349,213,365 | 691 | 8,651,694,494 |
| 3,532 | 4,056 | 4,561 | 5,011 | 7,496 | 14,649 | 25,021 | 20,129 | 64,996,213 | 650 | 33,624,935 |
| 11,112 | 12,815 | 13,552 | 14,349 | 19,684 | 37,989 | 68,697 | 54,879 | 209,884,680 | 737 | 110,092,185 |
| 15,633 | 18,086 | 19,653 | 21,155 | 29,141 | 55,727 | 103,904 | 83,928 | 267,824,954 | 640 | 131,903,469 |
| 15,416 | 18,003 | 18,914 | 18,828 | 25,924 | 51,344 | 95,840 | 76,966 | 239,048,265 | 611 | 112,438,723 |
| 17,600 | 21,443 | 22,552 | 22,569 | 30,186 | 59,255 | 114,100 | 95,424 | 271,433,568 | 586 | 123,382,891 |
| 20,045 | 23,647 | 25,084 | 24,717 | 33,113 | 65,885 | 130,809 | 111,052 | 313,130,931 | 598 | 141,365,970 |
| 17,714 | 20,779 | 22,098 | 21,697 | 29,292 | 58,996 | 118,010 | 98,570 | 288,880,022 | 619 | 131,237,914 |
| 20,979 | 25,806 | 27,535 | 25,707 | 32,740 | 66,640 | 136,797 | 118,090 | 321,933,563 | 586 | 138,490,024 |
| 18,161 | 21,770 | 23,051 | 21,905 | 27,797 | 55,396 | 111,623 | 95,940 | 272,692,034 | 596 | 120,167,027 |
| 21,456 | 25,909 | 27,836 | 26,536 | 32,624 | 63,441 | 125,298 | 107,141 | 331,347,392 | 625 | 144,099,141 |
| 85,933 | 104,203 | 109,332 | 102,097 | 128,114 | 252,821 | 516,537 | 449,033 | 1,310,832,722 | 613 | 561,048,651 |
| 82,559 | 101,427 | 107,688 | 98,899 | 118,123 | 223,951 | 460,851 | 404,704 | 1,244,514,657 | 626 | 526,914,896 |
| 68,073 | 83,810 | 89,497 | 80,959 | 95,220 | 183,807 | 381,325 | 341,748 | 1,078,493,539 | 658 | 459,944,372 |
| 53,903 | 64,978 | 68,450 | 62,663 | 71,068 | 132,895 | 279,857 | 255,344 | 803,591,936 | 649 | 338,331,538 |
| 46,749 | 57,956 | 62,047 | 54,557 | 60,801 | 114,936 | 251,048 | 234,716 | 762,290,087 | 695 | 318,510,774 |
| 50,755 | 61,754 | 66,614 | 58,861 | 65,037 | 127,745 | 279,378 | 262,752 | 810,390,458 | 674 | 331,967,519 |
| 37,778 | 45,613 | 48,792 | 43,008 | 46,085 | 77,310 | 164,335 | 155,515 | 597,655,988 | 749 | 248,846,962 |
| 25,523 | 30,424 | 33,543 | 30,999 | 33,765 | 58,119 | 124,867 | 119,197 | 400,406,218 | 699 | 169,541,991 |
| 257,647 | 311,210 | 330,922 | 290,714 | 304,608 | 531,517 | 1,164,128 | 1,115,241 | 3,981,225,738 | 729 | 1,669,388,516 |
| 123,877 | 145,265 | 156,866 | 137,733 | 139,806 | 225,574 | 494,238 | 479,405 | 1,783,476,338 | 717 | 736,631,572 |
| 81,570 | 98,057 | 109,586 | 98,016 | 99,535 | 159,436 | 340,965 | 328,678 | 1,310,648,903 | 774 | 575,502,305 |
| 253,182 | 295,789 | 317,564 | 280,836 | 283,213 | 446,592 | 975,474 | 949,879 | 3,684,515,159 | 744 | 1,528,263,119 |

第3表-2 保険者の規模別、保険者数、年齢階級別被保険者等数、所得

| 保険者の規模別 | 保険者数 | 年齢階級別被保険者数 | | | | | | |
|--------------------|-------|------------|---------------|---------------|-----------------|-----------------|-----------------|-----------------|
| | | 総数 | 0歳 ～ 4歳 | 5歳 ～ 9歳 | 10歳 ～ 14歳 | 15歳 ～ 19歳 | 20歳 ～ 24歳 | 25歳 ～ 29歳 |
| | | 人 | 人 | 人 | 人 | 人 | 人 | 人 |
| 総数 | 1,716 | 29,070,256 | 585,518 | 680,885 | 738,803 | 888,638 | 1,020,289 | 1,005,952 |
| ～ 1000人未満 | 168 | 98,414 | 1,840 | 2,015 | 2,209 | 2,487 | 2,027 | 2,034 |
| 1000人以上～ 2000 " | 188 | 279,946 | 5,596 | 6,968 | 7,586 | 8,614 | 6,821 | 6,824 |
| 2000 " ～ 3000 " | 168 | 411,342 | 7,656 | 9,361 | 10,515 | 11,954 | 9,649 | 9,247 |
| 3000 " ～ 4000 " | 112 | 383,948 | 7,324 | 8,691 | 9,976 | 11,291 | 9,891 | 9,595 |
| 4000 " ～ 5000 " | 104 | 454,863 | 8,259 | 10,186 | 11,661 | 13,611 | 11,147 | 10,560 |
| 5000 " ～ 6000 " | 96 | 514,459 | 9,432 | 11,657 | 13,082 | 14,813 | 12,186 | 11,728 |
| 6000 " ～ 7000 " | 72 | 457,732 | 7,919 | 10,087 | 11,227 | 13,399 | 11,261 | 10,885 |
| 7000 " ～ 8000 " | 73 | 539,368 | 9,597 | 11,801 | 13,539 | 15,602 | 13,662 | 13,005 |
| 8000 " ～ 9000 " | 54 | 449,167 | 8,462 | 10,352 | 11,535 | 13,642 | 11,583 | 11,028 |
| 9000 " ～ 10000 " | 56 | 521,294 | 10,237 | 12,661 | 14,263 | 16,518 | 14,479 | 13,920 |
| 10000 " ～ 15000 " | 172 | 2,103,889 | 40,419 | 49,768 | 55,123 | 63,847 | 56,370 | 54,386 |
| 15000 " ～ 20000 " | 115 | 1,957,056 | 39,951 | 47,662 | 52,809 | 61,864 | 59,569 | 57,169 |
| 20000 " ～ 25000 " | 74 | 1,613,157 | 31,249 | 38,049 | 42,373 | 49,429 | 47,864 | 46,871 |
| 25000 " ～ 30000 " | 45 | 1,219,780 | 24,526 | 29,173 | 31,512 | 37,696 | 40,552 | 38,535 |
| 30000 " ～ 35000 " | 34 | 1,082,103 | 21,193 | 25,596 | 27,900 | 33,032 | 34,256 | 33,157 |
| 35000 " ～ 40000 " | 32 | 1,185,760 | 22,098 | 26,575 | 29,194 | 33,883 | 37,000 | 37,002 |
| 40000 " ～ 45000 " | 19 | 788,546 | 18,052 | 20,756 | 22,182 | 25,807 | 29,941 | 29,207 |
| 45000 " ～ 50000 " | 12 | 564,467 | 10,820 | 12,780 | 13,843 | 17,013 | 19,975 | 19,566 |
| 50000 " ～100000 " | 77 | 5,393,242 | 108,470 | 124,781 | 135,487 | 163,430 | 197,313 | 196,432 |
| 100000 " ～150000 " | 21 | 2,464,554 | 51,596 | 56,776 | 59,845 | 76,577 | 113,510 | 112,489 |
| 150000 " ～200000 " | 10 | 1,676,888 | 34,391 | 39,663 | 43,027 | 53,569 | 67,860 | 66,857 |
| 200000 " ～ | 14 | 4,910,281 | 106,431 | 115,527 | 119,915 | 150,560 | 213,373 | 215,455 |

(旧ただし書き方式による課税標準額)の状況 —市町村・一般被保険者—

(平成29年度)

| 年齢階級別被保険者数 | | | | | | | | | 旧ただし書き方式による課税標準額 (平成28年) | 被保険者 1 当たり額 |
|--------------|--------------|--------------|--------------|--------------|--------------|--------------|--------------|--------------|-----------------------------|-------------------|
| 30歳 } 34歳 | 35歳 } 39歳 | 40歳 } 44歳 | 45歳 } 49歳 | 50歳 } 54歳 | 55歳 } 59歳 | 60歳 } 64歳 | 65歳 } 69歳 | 70歳 } 74歳 | | |
| 人 | 人 | 人 | 人 | 人 | 人 | 人 | 人 | 人 | | |
| 1,151,968 | 1,326,095 | 1,591,903 | 1,705,220 | 1,540,027 | 1,700,843 | 2,728,563 | 6,447,221 | 5,958,331 | 20,017,904,924 | 689 |
| 2,897 | 3,526 | 4,055 | 4,555 | 4,998 | 7,451 | 13,245 | 24,946 | 20,129 | 64,018,036 | 650 |
| 9,195 | 11,080 | 12,799 | 13,543 | 14,323 | 19,549 | 33,644 | 68,525 | 54,879 | 206,964,126 | 739 |
| 12,719 | 15,587 | 18,074 | 19,638 | 21,115 | 28,909 | 49,372 | 103,618 | 83,928 | 263,151,118 | 640 |
| 12,828 | 15,357 | 17,984 | 18,905 | 18,803 | 25,703 | 45,083 | 95,551 | 76,966 | 234,419,520 | 611 |
| 14,399 | 17,524 | 21,422 | 22,541 | 22,541 | 29,959 | 51,870 | 113,759 | 95,424 | 265,885,266 | 585 |
| 16,113 | 19,968 | 23,628 | 25,075 | 24,687 | 32,845 | 57,772 | 130,421 | 111,052 | 307,273,316 | 597 |
| 14,583 | 17,637 | 20,748 | 22,086 | 21,661 | 29,008 | 50,990 | 117,671 | 98,570 | 283,025,386 | 618 |
| 17,186 | 20,911 | 25,780 | 27,525 | 25,669 | 32,408 | 58,151 | 136,442 | 118,090 | 315,543,491 | 585 |
| 14,837 | 18,092 | 21,748 | 23,039 | 21,876 | 27,529 | 48,213 | 111,291 | 95,940 | 266,729,571 | 594 |
| 17,700 | 21,388 | 25,880 | 27,825 | 26,504 | 32,332 | 55,499 | 124,947 | 107,141 | 324,817,793 | 623 |
| 70,767 | 85,629 | 104,114 | 109,286 | 101,941 | 126,917 | 221,306 | 514,983 | 449,033 | 1,284,436,892 | 611 |
| 69,372 | 82,276 | 101,352 | 107,646 | 98,756 | 117,074 | 197,283 | 459,569 | 404,704 | 1,220,472,749 | 624 |
| 56,981 | 67,885 | 83,756 | 89,469 | 80,833 | 94,389 | 162,022 | 380,239 | 341,748 | 1,058,517,346 | 656 |
| 45,532 | 53,770 | 64,934 | 68,426 | 62,593 | 70,496 | 117,650 | 279,041 | 255,344 | 788,841,476 | 647 |
| 38,963 | 46,615 | 57,919 | 62,023 | 54,480 | 60,241 | 101,587 | 250,425 | 234,716 | 748,369,919 | 692 |
| 43,562 | 50,630 | 61,723 | 66,595 | 58,782 | 64,478 | 112,832 | 278,654 | 262,752 | 796,176,767 | 671 |
| 32,701 | 37,693 | 45,585 | 48,778 | 42,961 | 45,752 | 69,653 | 163,963 | 155,515 | 588,708,954 | 747 |
| 21,876 | 25,421 | 30,410 | 33,536 | 30,960 | 33,492 | 50,986 | 124,592 | 119,197 | 393,163,151 | 697 |
| 223,684 | 257,139 | 311,076 | 330,835 | 290,414 | 302,503 | 475,011 | 1,161,426 | 1,115,241 | 3,918,047,481 | 726 |
| 114,093 | 123,710 | 145,213 | 156,834 | 137,616 | 139,067 | 204,597 | 493,226 | 479,405 | 1,758,839,889 | 714 |
| 72,488 | 81,463 | 98,014 | 109,563 | 97,926 | 99,026 | 144,218 | 340,145 | 328,678 | 1,292,707,398 | 771 |
| 229,492 | 252,794 | 295,689 | 317,497 | 280,588 | 281,715 | 407,579 | 973,787 | 949,879 | 3,637,795,279 | 741 |

第3表-3 保険者の規模別、保険者数、年齢階級別被保険者等数、所得

| 保険者の規模別 | 保険者数 | 年齢階級別被保険者数 | | | | | | |
|--------------------|-------|------------|------------|------------|--------------|--------------|--------------|--------------|
| | | 総数 | 0歳 } 4歳 | 5歳 } 9歳 | 10歳 } 14歳 | 15歳 } 19歳 | 20歳 } 24歳 | 25歳 } 29歳 |
| | | 人 | 人 | 人 | 人 | 人 | 人 | 人 |
| 総数 | 1,716 | 382,380 | 116 | 310 | 585 | 1,631 | 2,613 | 2,815 |
| ～ 1000人未満 | 168 | 1,606 | 1 | 1 | 4 | 9 | 16 | 9 |
| 1000人以上～ 2000 " | 188 | 4,893 | 3 | 7 | 11 | 22 | 29 | 32 |
| 2000 " ～ 3000 " | 168 | 7,197 | 4 | 5 | 11 | 30 | 35 | 48 |
| 3000 " ～ 4000 " | 112 | 7,086 | 3 | 9 | 15 | 16 | 36 | 54 |
| 4000 " ～ 5000 " | 104 | 8,305 | 4 | 11 | 13 | 30 | 39 | 58 |
| 5000 " ～ 6000 " | 96 | 9,133 | 3 | 11 | 10 | 33 | 38 | 43 |
| 6000 " ～ 7000 " | 72 | 9,043 | 9 | 11 | 12 | 42 | 49 | 49 |
| 7000 " ～ 8000 " | 73 | 9,593 | 2 | 7 | 8 | 30 | 48 | 70 |
| 8000 " ～ 9000 " | 54 | 8,145 | 2 | 8 | 15 | 33 | 34 | 60 |
| 9000 " ～ 10000 " | 56 | 8,963 | 2 | 2 | 9 | 41 | 37 | 52 |
| 10000 " ～ 15000 " | 172 | 35,977 | 7 | 24 | 49 | 155 | 229 | 266 |
| 15000 " ～ 20000 " | 115 | 30,484 | 7 | 30 | 40 | 132 | 201 | 206 |
| 20000 " ～ 25000 " | 74 | 24,901 | 9 | 21 | 47 | 107 | 186 | 168 |
| 25000 " ～ 30000 " | 45 | 17,511 | 2 | 21 | 27 | 85 | 129 | 139 |
| 30000 " ～ 35000 " | 34 | 15,279 | 6 | 7 | 27 | 58 | 108 | 114 |
| 35000 " ～ 40000 " | 32 | 17,008 | 8 | 21 | 33 | 87 | 97 | 136 |
| 40000 " ～ 45000 " | 19 | 8,921 | 4 | 11 | 20 | 37 | 90 | 83 |
| 45000 " ～ 50000 " | 12 | 8,112 | - | 4 | 9 | 26 | 56 | 74 |
| 50000 " ～100000 " | 77 | 64,490 | 24 | 46 | 91 | 285 | 517 | 477 |
| 100000 " ～150000 " | 21 | 23,848 | 4 | 15 | 40 | 110 | 163 | 168 |
| 150000 " ～200000 " | 10 | 17,400 | 5 | 9 | 33 | 68 | 146 | 160 |
| 200000 " ～ | 14 | 44,485 | 7 | 29 | 61 | 195 | 330 | 349 |

(旧ただし書き方式による課税標準額)の状況 —市町村・退職被保険者等—

(平成29年度)

| 年齢階級別被保険者数 | | | | | | | | 旧ただし書き方式による課税標準額 (平成28年) | 被保険者 1 当たり額 |
|-----------------|-----------------|-----------------|-----------------|-----------------|-----------------|-----------------|--------|-----------------------------|-------------------|
| 30歳 ～ 34歳 | 35歳 ～ 39歳 | 40歳 ～ 44歳 | 45歳 ～ 49歳 | 50歳 ～ 54歳 | 55歳 ～ 59歳 | 60歳 ～ 64歳 | 65歳 | | |
| 人 | 人 | 人 | 人 | 人 | 人 | 人 | 人 | 千円 | 千円 |
| 4,133 | 3,102 | 897 | 517 | 1,789 | 12,529 | 335,462 | 15,881 | 331,308,441 | 866 |
| 16 | 6 | 1 | 6 | 13 | 45 | 1,404 | 75 | 978,177 | 609 |
| 54 | 32 | 16 | 9 | 26 | 135 | 4,345 | 172 | 2,920,554 | 597 |
| 78 | 46 | 12 | 15 | 40 | 232 | 6,355 | 286 | 4,673,836 | 649 |
| 70 | 59 | 19 | 9 | 25 | 221 | 6,261 | 289 | 4,628,745 | 653 |
| 61 | 76 | 21 | 11 | 28 | 227 | 7,385 | 341 | 5,548,302 | 668 |
| 91 | 77 | 19 | 9 | 30 | 268 | 8,113 | 388 | 5,857,615 | 641 |
| 86 | 77 | 31 | 12 | 36 | 284 | 8,006 | 339 | 5,854,636 | 647 |
| 110 | 68 | 26 | 10 | 38 | 332 | 8,489 | 355 | 6,390,072 | 666 |
| 78 | 69 | 22 | 12 | 29 | 268 | 7,183 | 332 | 5,962,463 | 732 |
| 95 | 68 | 29 | 11 | 32 | 292 | 7,942 | 351 | 6,529,599 | 729 |
| 386 | 304 | 89 | 46 | 156 | 1,197 | 31,515 | 1,554 | 26,395,830 | 734 |
| 326 | 283 | 75 | 42 | 143 | 1,049 | 26,668 | 1,282 | 24,041,908 | 789 |
| 265 | 188 | 54 | 28 | 126 | 831 | 21,785 | 1,086 | 19,976,193 | 802 |
| 204 | 133 | 44 | 24 | 70 | 572 | 15,245 | 816 | 14,750,460 | 842 |
| 155 | 134 | 37 | 24 | 77 | 560 | 13,349 | 623 | 13,920,168 | 911 |
| 176 | 125 | 31 | 19 | 79 | 559 | 14,913 | 724 | 14,213,691 | 836 |
| 140 | 85 | 28 | 14 | 47 | 333 | 7,657 | 372 | 8,947,034 | 1,003 |
| 100 | 102 | 14 | 7 | 39 | 273 | 7,133 | 275 | 7,243,067 | 893 |
| 708 | 508 | 134 | 87 | 300 | 2,105 | 56,506 | 2,702 | 63,178,257 | 980 |
| 252 | 167 | 52 | 32 | 117 | 739 | 20,977 | 1,012 | 24,636,449 | 1,033 |
| 169 | 107 | 43 | 23 | 90 | 509 | 15,218 | 820 | 17,941,505 | 1,031 |
| 513 | 388 | 100 | 67 | 248 | 1,498 | 39,013 | 1,687 | 46,719,880 | 1,050 |

第4表 保険者の規模別、保険者数、

| 保険者の規模別 | 保険者数 | 年齢階級別被保険者数 | | | | | | |
|--------------------|------|------------|------------|------------|--------------|--------------|--------------|--------------|
| | | 総 数 | 0歳 } 4歳 | 5歳 } 9歳 | 10歳 } 14歳 | 15歳 } 19歳 | 20歳 } 24歳 | 25歳 } 29歳 |
| | | 人 | 人 | 人 | 人 | 人 | 人 | 人 |
| 総 数 | 163 | 2,797,535 | 127,906 | 145,328 | 161,667 | 178,451 | 172,964 | 144,040 |
| ～ 1000人未満 | 12 | 7,964 | 216 | 274 | 375 | 472 | 485 | 379 |
| 1000人以上～ 2000 " | 24 | 35,963 | 970 | 1,226 | 1,578 | 2,050 | 2,516 | 1,759 |
| 2000 " ～ 3000 " | 23 | 56,962 | 1,555 | 1,917 | 2,510 | 3,107 | 4,207 | 3,225 |
| 3000 " ～ 4000 " | 10 | 35,058 | 877 | 1,201 | 1,485 | 1,912 | 2,778 | 2,340 |
| 4000 " ～ 5000 " | 17 | 74,271 | 1,957 | 2,661 | 3,059 | 3,967 | 6,447 | 5,336 |
| 5000 " ～ 6000 " | 5 | 28,520 | 778 | 1,025 | 1,328 | 1,760 | 2,244 | 1,630 |
| 6000 " ～ 7000 " | 7 | 44,721 | 1,380 | 1,563 | 1,869 | 2,333 | 3,361 | 2,987 |
| 7000 " ～ 8000 " | 3 | 22,665 | 811 | 1,026 | 1,242 | 1,383 | 1,513 | 1,099 |
| 8000 " ～ 9000 " | 6 | 51,126 | 1,961 | 2,395 | 2,714 | 2,863 | 3,663 | 2,994 |
| 9000 " ～ 10000 " | 2 | 19,009 | 388 | 558 | 814 | 1,040 | 1,519 | 1,193 |
| 10000 " ～ 15000 " | 13 | 161,311 | 5,616 | 6,647 | 7,829 | 9,324 | 11,423 | 9,879 |
| 15000 " ～ 20000 " | 13 | 232,359 | 8,906 | 10,230 | 11,117 | 12,809 | 15,491 | 13,629 |
| 20000 " ～ 25000 " | 8 | 183,221 | 9,257 | 9,682 | 10,352 | 11,044 | 14,225 | 10,405 |
| 25000 " ～ 30000 " | 3 | 83,478 | 3,462 | 3,838 | 4,154 | 4,503 | 5,487 | 5,328 |
| 30000 " ～ 35000 " | 4 | 132,139 | 6,764 | 7,081 | 7,077 | 7,351 | 5,781 | 5,673 |
| 35000 " ～ 40000 " | 3 | 108,865 | 5,505 | 5,816 | 6,540 | 6,868 | 5,814 | 5,499 |
| 40000 " ～ 45000 " | - | - | - | - | - | - | - | - |
| 45000 " ～ 50000 " | - | - | - | - | - | - | - | - |
| 50000 " ～100000 " | 5 | 401,507 | 20,250 | 22,717 | 23,946 | 25,156 | 25,931 | 22,426 |
| 100000 " ～150000 " | 2 | 251,494 | 11,203 | 13,608 | 16,405 | 17,643 | 10,800 | 7,625 |
| 150000 " ～200000 " | 1 | 178,070 | 10,329 | 11,547 | 11,588 | 11,235 | 8,866 | 8,370 |
| 200000 " ～ | 2 | 688,832 | 35,721 | 40,316 | 45,685 | 51,631 | 40,413 | 32,264 |

年齢階級別被保険者等数 — 国保組合 —

(平成29年度)

| 年齢階級別被保険者数 | | | | | | | | | 後期高齢 被保険者 である 組合員数 | (再掲) 75歳未満 |
|--------------|--------------|--------------|--------------|--------------|--------------|--------------|--------------|--------------|-----------------------------|---------------|
| 30歳 } 34歳 | 35歳 } 39歳 | 40歳 } 44歳 | 45歳 } 49歳 | 50歳 } 54歳 | 55歳 } 59歳 | 60歳 } 64歳 | 65歳 } 69歳 | 70歳 } 74歳 | | |
| 人 | 人 | 人 | 人 | 人 | 人 | 人 | 人 | 人 | 人 | 人 |
| 165,746 | 194,138 | 254,778 | 266,023 | 217,764 | 207,522 | 214,720 | 224,499 | 121,989 | 21,763 | 60 |
| 415 | 447 | 645 | 737 | 661 | 704 | 627 | 867 | 660 | 171 | — |
| 1,759 | 1,999 | 2,644 | 3,058 | 3,272 | 3,449 | 3,650 | 3,576 | 2,457 | 1,584 | — |
| 3,266 | 3,516 | 4,473 | 4,973 | 5,106 | 5,448 | 5,086 | 5,095 | 3,478 | 1,753 | 24 |
| 2,214 | 2,336 | 2,923 | 3,147 | 2,991 | 3,113 | 2,885 | 2,873 | 1,983 | 1,058 | — |
| 5,046 | 5,270 | 6,672 | 6,957 | 6,848 | 6,784 | 5,583 | 4,775 | 2,909 | 1,208 | 1 |
| 1,682 | 1,671 | 2,114 | 2,269 | 2,593 | 2,868 | 2,825 | 2,416 | 1,317 | 634 | 1 |
| 3,235 | 3,224 | 3,954 | 4,322 | 4,089 | 3,779 | 3,284 | 3,245 | 2,096 | 973 | 1 |
| 1,219 | 1,630 | 2,185 | 2,052 | 1,888 | 1,731 | 1,697 | 2,053 | 1,136 | 283 | — |
| 3,044 | 3,649 | 4,651 | 5,027 | 4,308 | 4,175 | 3,693 | 3,957 | 2,032 | 568 | 1 |
| 1,082 | 1,160 | 1,625 | 1,976 | 1,951 | 1,876 | 1,640 | 1,337 | 850 | 617 | — |
| 10,191 | 11,324 | 14,329 | 14,773 | 13,648 | 13,689 | 13,108 | 12,689 | 6,842 | 2,257 | 4 |
| 14,564 | 16,386 | 19,982 | 19,854 | 17,634 | 18,297 | 19,664 | 21,527 | 12,269 | 3,281 | 19 |
| 12,359 | 14,614 | 17,076 | 16,268 | 12,634 | 11,263 | 11,983 | 14,427 | 7,632 | 25 | — |
| 5,799 | 6,405 | 7,883 | 7,951 | 6,337 | 5,807 | 5,933 | 6,489 | 4,102 | 1,242 | — |
| 8,212 | 10,782 | 12,558 | 11,333 | 9,460 | 9,024 | 10,854 | 13,071 | 7,118 | 1,044 | — |
| 7,175 | 7,842 | 10,315 | 10,360 | 8,578 | 7,812 | 7,444 | 8,499 | 4,798 | 1,035 | — |
| — | — | — | — | — | — | — | — | — | — | — |
| — | — | — | — | — | — | — | — | — | — | — |
| 25,294 | 29,578 | 38,734 | 38,542 | 28,689 | 24,492 | 24,966 | 30,864 | 19,922 | 3,729 | 5 |
| 10,910 | 15,950 | 24,214 | 24,477 | 19,456 | 19,914 | 23,599 | 24,983 | 10,707 | — | — |
| 10,686 | 13,835 | 17,975 | 19,319 | 13,521 | 10,157 | 9,571 | 12,585 | 8,486 | — | — |
| 37,594 | 42,520 | 59,826 | 68,628 | 54,100 | 53,140 | 56,628 | 49,171 | 21,195 | 301 | 4 |

IV 統計表（世帯票編）

第1表-1-1 世帯の所得階級別、

| 所得階級別 | 世帯数 | 被保険者数 | 所得総額 | 年金収入額 | 分離譲渡所得金額 | 分離譲渡所得のある世帯数 | 旧ただし書方式による課税標準額 |
|-------------------|------------|------------|----------------|----------------|---------------|--------------|-----------------|
| | | | 千円 | 千円 | 千円 | | 千円 |
| 総数 | 18,509,600 | 29,443,700 | 23,795,996,471 | 16,476,317,813 | 1,438,841,894 | 191,450 | 19,135,555,290 |
| (再掲)特例対象被保険者のいる世帯 | 126,250 | 198,700 | 118,414,301 | 29,417,902 | 7,849,581 | 1,050 | 73,214,875 |
| 所得なし | 5,086,300 | 6,163,350 | - | 1,820,110,759 | 32,126 | 200 | - |
| ～ 30万円未満 | 1,448,000 | 1,984,250 | 224,339,090 | 977,283,624 | 795,798 | 7,200 | - |
| 30万円以上～ 40 " | 626,700 | 927,100 | 216,172,573 | 401,417,042 | 434,081 | 2,150 | 12,605,142 |
| 40 " ～ 50 " | 492,200 | 712,400 | 221,163,259 | 403,457,627 | 472,369 | 2,200 | 55,846,712 |
| 50 " ～ 60 " | 512,650 | 762,450 | 282,047,367 | 448,149,068 | 459,275 | 1,650 | 107,536,994 |
| 60 " ～ 70 " | 473,350 | 729,600 | 306,746,612 | 485,984,005 | 533,590 | 2,350 | 141,632,193 |
| 70 " ～ 80 " | 481,150 | 753,400 | 361,304,535 | 556,959,788 | 864,213 | 3,550 | 191,166,626 |
| 80 " ～ 90 " | 481,350 | 775,400 | 408,664,386 | 608,319,188 | 887,914 | 3,050 | 236,361,266 |
| 90 " ～ 100 " | 478,850 | 775,300 | 455,351,225 | 643,057,189 | 851,378 | 3,500 | 281,799,097 |
| 100 " ～ 110 " | 545,200 | 897,850 | 572,612,675 | 671,677,789 | 452,225 | 1,700 | 375,033,317 |
| 110 " ～ 120 " | 476,950 | 790,200 | 548,903,347 | 662,238,019 | 1,026,846 | 4,300 | 372,441,753 |
| 120 " ～ 130 " | 484,400 | 807,850 | 605,340,006 | 667,679,365 | 1,175,434 | 3,300 | 425,504,659 |
| 130 " ～ 140 " | 431,400 | 729,500 | 582,238,086 | 633,934,504 | 1,680,060 | 3,850 | 416,882,141 |
| 140 " ～ 150 " | 380,700 | 644,950 | 551,709,113 | 572,857,631 | 1,887,646 | 4,700 | 405,000,174 |
| 150 " ～ 160 " | 401,850 | 686,150 | 620,651,405 | 535,915,383 | 711,790 | 2,450 | 467,129,317 |
| 160 " ～ 170 " | 344,850 | 605,150 | 568,768,065 | 479,042,254 | 1,138,951 | 2,950 | 430,552,096 |
| 170 " ～ 180 " | 321,200 | 570,000 | 561,501,801 | 445,745,686 | 1,592,022 | 3,150 | 431,422,418 |
| 180 " ～ 190 " | 285,800 | 518,550 | 528,063,177 | 427,514,105 | 1,363,047 | 2,600 | 407,757,826 |
| 190 " ～ 200 " | 271,450 | 497,700 | 528,582,418 | 363,399,317 | 5,284,622 | 4,850 | 415,927,123 |
| 200 " ～ 210 " | 236,000 | 439,100 | 483,686,470 | 352,944,845 | 1,114,845 | 1,400 | 384,433,302 |
| 210 " ～ 220 " | 218,950 | 405,950 | 470,352,593 | 307,591,967 | 647,021 | 1,750 | 376,741,324 |
| 220 " ～ 230 " | 203,100 | 385,150 | 456,423,095 | 307,417,901 | 2,919,167 | 3,650 | 368,741,636 |
| 230 " ～ 240 " | 202,650 | 384,300 | 475,632,073 | 280,749,125 | 1,669,085 | 2,450 | 388,439,600 |
| 240 " ～ 250 " | 174,750 | 346,650 | 428,230,851 | 259,774,078 | 2,022,302 | 2,250 | 350,198,383 |
| 250 " ～ 260 " | 160,700 | 318,000 | 409,476,076 | 239,049,840 | 3,196,372 | 3,350 | 336,957,244 |
| 260 " ～ 270 " | 139,150 | 287,550 | 368,633,688 | 209,436,372 | 1,134,291 | 1,400 | 304,109,904 |
| 270 " ～ 280 " | 127,850 | 265,650 | 351,544,048 | 214,116,896 | 3,558,556 | 2,950 | 292,062,491 |
| 280 " ～ 290 " | 128,400 | 254,550 | 365,637,073 | 195,505,198 | 2,425,896 | 2,250 | 307,205,975 |
| 290 " ～ 300 " | 114,900 | 240,850 | 338,777,071 | 156,836,096 | 1,288,018 | 900 | 284,169,721 |
| 300 " ～ 350 " | 429,400 | 905,250 | 1,390,284,087 | 619,641,431 | 5,839,345 | 7,200 | 1,186,474,834 |
| 350 " ～ 400 " | 290,100 | 650,950 | 1,082,648,526 | 383,171,571 | 13,242,234 | 9,000 | 937,486,506 |
| 400 " ～ 450 " | 207,750 | 469,800 | 880,865,112 | 283,696,069 | 13,899,144 | 6,850 | 773,911,921 |
| 450 " ～ 500 " | 141,950 | 322,300 | 672,552,066 | 173,242,823 | 16,964,043 | 7,450 | 597,325,936 |
| 500 " ～ 600 " | 179,950 | 432,000 | 982,294,457 | 202,793,110 | 24,983,628 | 8,400 | 885,099,977 |
| 600 " ～ 700 " | 123,900 | 302,200 | 800,526,074 | 131,963,887 | 20,196,851 | 5,550 | 731,597,418 |
| 700 " ～ 800 " | 78,550 | 193,700 | 587,724,588 | 82,084,862 | 24,586,481 | 6,600 | 540,906,066 |
| 800 " ～ 900 " | 53,050 | 139,000 | 451,400,904 | 39,880,248 | 15,583,005 | 3,000 | 418,802,704 |
| 900 " ～ 1000 " | 39,250 | 106,700 | 373,157,421 | 29,637,552 | 27,583,286 | 4,150 | 347,766,995 |
| 1000 " ～ 1500 " | 113,950 | 301,900 | 1,366,950,578 | 102,877,529 | 140,840,448 | 15,950 | 1,293,364,434 |
| 1500 " ～ | 97,150 | 251,400 | 2,915,040,481 | 99,164,070 | 1,093,504,490 | 35,250 | 2,855,160,065 |
| 不詳 | 1,023,800 | 1,709,600 | - | - | - | - | - |

注) 1. 特例対象被保険者の所得は30/100軽減後の額を集計している。
 2. 「(再掲)特例対象被保険者のいる世帯」の各項目は特例対象の国保被保険者がいる世帯単位で集計しているため、特例対象被保険者また、擬制世帯主のみが特例対象被保険者等に該当する世帯も含めると特例対象世帯数は12万7千世帯、特例対象世帯の被保険者

保険料（税）賦課状況（市町村） — 全世界帯 —

| 固定資産 税額 | 固定資産 税のある 世帯数 | 短期被保険者証等交付世帯数 | | 保険料（税）賦課経過措置適用世帯数 | | | | | | | |
|-------------|---------------------|---------------|------------|-----------------------|-------------|--------------------|----------------------------|-------------------------------|---------------------------|-----|--|
| | | 短期被保 険者証 | 資 格 証明書 | 旧国保被 保険者合算 軽減のみ | 平等割 半額のみ | 平等割 1/4 軽減のみ | 旧国保被保険者 合算軽減 かつ平等割半額 | 旧国保被保険者 合算軽減かつ 平等割1/4軽減 | 被扶養者で あった者に 対する緩和措置 | その他 | |
| 千円 | | | | | | | | | | | |
| 239,198,060 | 2,627,250 | 859,950 | 163,700 | 525,200 | 503,100 | 76,550 | 695,150 | 113,900 | 79,400 | - | |
| 644,701 | 9,650 | 4,550 | 100 | 850 | 200 | - | 850 | 200 | 500 | - | |
| 22,586,257 | 399,250 | 162,450 | 23,800 | 289,400 | 254,150 | 35,650 | 494,600 | 79,600 | 56,950 | - | |
| 11,427,536 | 191,950 | 57,050 | 7,100 | 57,650 | 42,800 | 5,600 | 86,000 | 11,800 | 8,000 | - | |
| 5,169,876 | 81,100 | 27,100 | 4,500 | 23,450 | 20,300 | 1,650 | 22,200 | 4,100 | 3,500 | - | |
| 4,638,601 | 71,900 | 21,800 | 3,000 | 13,150 | 12,300 | 1,250 | 15,500 | 4,050 | 2,300 | - | |
| 5,116,440 | 79,850 | 24,200 | 3,900 | 17,150 | 11,200 | 2,500 | 14,500 | 2,050 | 1,250 | - | |
| 5,318,138 | 83,500 | 18,700 | 2,700 | 12,850 | 8,850 | 1,450 | 10,900 | 1,450 | 850 | - | |
| 5,321,109 | 84,950 | 19,550 | 2,350 | 10,500 | 7,800 | 1,100 | 9,850 | 1,200 | 450 | - | |
| 6,168,428 | 87,250 | 16,700 | 3,300 | 12,750 | 8,700 | 600 | 7,150 | 1,450 | 100 | - | |
| 5,776,772 | 86,850 | 17,650 | 2,950 | 11,450 | 8,250 | 750 | 7,800 | 1,750 | 400 | - | |
| 6,148,762 | 93,600 | 26,250 | 5,800 | 10,550 | 9,500 | 1,150 | 7,550 | 1,900 | 950 | - | |
| 5,690,714 | 82,700 | 25,050 | 3,450 | 9,750 | 7,100 | 1,550 | 4,950 | 800 | 200 | - | |
| 6,240,479 | 83,000 | 20,550 | 4,200 | 9,500 | 10,450 | 600 | 3,650 | 1,450 | 400 | - | |
| 5,793,489 | 75,950 | 16,500 | 2,800 | 5,650 | 9,250 | 1,700 | 2,650 | 200 | 250 | - | |
| 5,525,354 | 70,100 | 16,950 | 1,900 | 5,600 | 6,600 | 1,250 | 1,300 | 100 | 750 | - | |
| 5,349,461 | 68,200 | 23,100 | 3,400 | 6,100 | 9,500 | 2,250 | 350 | 200 | 200 | - | |
| 5,691,345 | 64,400 | 16,400 | 2,300 | 3,900 | 5,800 | 800 | 250 | - | 400 | - | |
| 5,280,768 | 54,800 | 14,450 | 3,550 | 3,100 | 4,650 | 950 | - | 100 | 100 | - | |
| 4,147,531 | 52,150 | 13,000 | 1,050 | 1,850 | 4,300 | 700 | 100 | - | - | - | |
| 4,197,743 | 44,950 | 13,550 | 1,500 | 1,600 | 5,150 | 1,400 | - | - | - | - | |
| 3,383,801 | 42,200 | 11,350 | 1,600 | 1,600 | 4,200 | 1,050 | - | - | - | - | |
| 3,659,818 | 40,050 | 13,150 | 1,900 | 1,450 | 2,550 | 700 | 500 | - | 50 | - | |
| 4,198,146 | 40,350 | 9,550 | 1,500 | 1,850 | 3,750 | 600 | 300 | - | - | - | |
| 3,781,651 | 39,450 | 9,900 | 1,600 | 950 | 2,300 | 700 | - | - | 150 | - | |
| 3,717,871 | 34,750 | 6,750 | 1,450 | 250 | 2,300 | 200 | - | - | - | - | |
| 3,464,445 | 32,700 | 5,700 | 550 | 650 | 2,250 | 600 | - | - | - | - | |
| 2,766,901 | 27,950 | 7,000 | 1,200 | 300 | 1,850 | 250 | - | 50 | - | - | |
| 2,982,211 | 26,850 | 4,500 | 350 | 150 | 1,550 | 200 | - | - | - | - | |
| 3,131,031 | 25,050 | 5,800 | 100 | 250 | 1,350 | 450 | - | - | 150 | - | |
| 2,545,200 | 25,900 | 4,950 | 400 | 300 | 1,500 | 500 | - | - | - | - | |
| 9,300,159 | 87,100 | 16,500 | 1,500 | 1,300 | 4,800 | 1,700 | 100 | - | 400 | - | |
| 7,405,957 | 60,300 | 9,250 | 500 | 300 | 4,050 | 900 | - | - | 100 | - | |
| 6,103,950 | 42,050 | 7,450 | 400 | 200 | 2,300 | 500 | - | - | - | - | |
| 5,025,912 | 30,950 | 5,300 | 100 | - | 1,350 | 200 | - | - | - | - | |
| 8,137,661 | 41,450 | 3,150 | 550 | - | 1,700 | 450 | - | - | - | - | |
| 4,617,813 | 25,450 | 1,800 | 200 | 50 | 2,200 | 500 | - | - | 450 | - | |
| 4,152,407 | 18,000 | 1,250 | 150 | - | 650 | 200 | - | - | - | - | |
| 3,766,995 | 13,550 | 800 | - | 100 | 350 | - | - | - | 100 | - | |
| 2,545,082 | 8,800 | 550 | - | - | 300 | 50 | - | - | 200 | - | |
| 11,698,228 | 26,800 | 1,000 | - | - | 1,600 | 800 | - | - | 100 | - | |
| 11,452,015 | 18,100 | 300 | - | - | 1,450 | 100 | - | - | - | - | |
| 5,772,002 | 63,000 | 182,950 | 66,100 | 9,550 | 12,100 | 3,000 | 4,950 | 1,650 | 650 | - | |

ではない被保険者に係る数値も含まれる。
数は19万9千人と推計される。

第1表-1-1 世帯の所得階級別、

| 所得階級別 | 医療給付費分 | | | | | | | 保険料(税) 調定額 |
|-------------------|---------------|---------------|------------|----------------|----------------------|-------------|-----------|---------------|
| | 保険料(税) 調定額 | 保険料(税) 軽減額 | 軽減 世帯数 | 賦課限度額 を超える額 | 賦課限度 額を越え る世帯数 | 減免等によ る額 | 減免 世帯数 | |
| | 千円 | 千円 | | 千円 | | 千円 | | 千円 |
| 総数 | 1,978,969,940 | 302,172,509 | 10,010,850 | 239,471,766 | 434,150 | 14,939,287 | 636,250 | 619,576,098 |
| (再掲)特例対象被保険者のいる世帯 | 9,534,699 | 2,296,633 | 80,750 | 743,525 | 1,150 | 85,690 | 6,350 | 2,971,233 |
| 所得なし | 102,751,143 | 141,429,910 | 4,407,600 | - | - | 2,011,518 | 185,750 | 31,642,412 |
| ～30万円未満 | 31,104,942 | 46,637,669 | 1,297,400 | - | - | 416,988 | 44,900 | 9,486,936 |
| 30万円以上～40 " | 18,154,724 | 18,310,856 | 550,000 | - | - | 175,756 | 22,000 | 5,562,778 |
| 40 " ～50 " | 18,680,281 | 13,016,390 | 433,950 | - | - | 191,367 | 23,350 | 5,715,936 |
| 50 " ～60 " | 24,702,272 | 12,607,588 | 450,550 | - | - | 200,597 | 20,250 | 7,620,087 |
| 60 " ～70 " | 28,113,235 | 10,144,922 | 414,100 | - | - | 290,186 | 24,300 | 8,680,201 |
| 70 " ～80 " | 32,793,464 | 10,081,922 | 420,350 | - | - | 300,226 | 22,050 | 10,109,931 |
| 80 " ～90 " | 37,706,625 | 8,936,770 | 329,850 | 15,239 | 100 | 282,577 | 22,350 | 11,657,413 |
| 90 " ～100 " | 42,326,359 | 7,708,090 | 279,850 | - | - | 316,272 | 21,900 | 13,109,936 |
| 100 " ～110 " | 54,496,740 | 6,429,119 | 263,800 | - | - | 484,180 | 27,050 | 16,853,524 |
| 110 " ～120 " | 52,291,423 | 4,673,137 | 241,900 | - | - | 401,949 | 18,450 | 16,190,431 |
| 120 " ～130 " | 56,387,675 | 4,496,285 | 241,050 | 20,728 | 100 | 490,483 | 19,650 | 17,585,391 |
| 130 " ～140 " | 54,185,292 | 3,279,208 | 180,000 | - | - | 430,310 | 16,050 | 16,810,989 |
| 140 " ～150 " | 51,637,897 | 2,174,756 | 113,700 | - | - | 321,541 | 12,550 | 16,051,776 |
| 150 " ～160 " | 57,770,623 | 1,415,446 | 59,200 | - | - | 726,537 | 18,850 | 17,961,686 |
| 160 " ～170 " | 52,611,704 | 1,083,098 | 43,250 | 1,943 | 50 | 474,068 | 16,100 | 16,389,580 |
| 170 " ～180 " | 51,123,125 | 925,738 | 38,750 | 8,221 | 100 | 595,843 | 13,650 | 15,849,535 |
| 180 " ～190 " | 47,901,931 | 660,609 | 25,100 | 344 | 50 | 254,622 | 9,500 | 14,982,966 |
| 190 " ～200 " | 47,807,542 | 551,559 | 19,750 | 3,786 | 50 | 173,239 | 7,100 | 14,809,298 |
| 200 " ～210 " | 43,319,081 | 429,278 | 14,600 | - | - | 299,171 | 5,350 | 13,359,099 |
| 210 " ～220 " | 41,221,367 | 417,263 | 13,900 | - | - | 445,772 | 6,800 | 12,655,788 |
| 220 " ～230 " | 39,891,657 | 394,497 | 13,550 | 26,054 | 100 | 299,189 | 4,450 | 12,414,841 |
| 230 " ～240 " | 41,700,841 | 203,936 | 6,450 | - | - | 215,390 | 4,100 | 12,973,972 |
| 240 " ～250 " | 37,627,459 | 181,459 | 6,350 | 694 | 50 | 131,553 | 2,450 | 11,712,348 |
| 250 " ～260 " | 35,321,338 | 203,916 | 5,650 | - | - | 272,694 | 2,850 | 10,824,979 |
| 260 " ～270 " | 31,852,283 | 180,087 | 4,900 | 306 | 150 | 199,393 | 3,200 | 9,866,136 |
| 270 " ～280 " | 30,152,203 | 140,388 | 3,900 | - | - | 237,414 | 3,950 | 9,341,915 |
| 280 " ～290 " | 30,946,427 | 79,776 | 2,250 | - | - | 134,437 | 1,550 | 9,523,348 |
| 290 " ～300 " | 29,048,115 | 82,422 | 2,450 | - | - | 186,905 | 2,350 | 8,939,015 |
| 300 " ～350 " | 115,576,628 | 309,477 | 7,750 | 18,733 | 450 | 1,033,178 | 8,500 | 35,674,821 |
| 350 " ～400 " | 88,936,779 | 132,444 | 3,300 | 58,014 | 400 | 640,455 | 8,200 | 27,572,433 |
| 400 " ～450 " | 71,562,798 | 60,909 | 1,750 | 66,187 | 1,300 | 202,341 | 3,400 | 22,067,214 |
| 450 " ～500 " | 53,891,922 | 37,039 | 700 | 207,313 | 2,450 | 258,883 | 2,100 | 16,517,843 |
| 500 " ～600 " | 77,902,861 | 25,291 | 350 | 885,217 | 18,400 | 474,070 | 4,300 | 24,142,113 |
| 600 " ～700 " | 60,616,516 | 17,608 | 350 | 3,332,877 | 47,900 | 426,860 | 3,300 | 19,235,314 |
| 700 " ～800 " | 40,701,421 | - | - | 5,632,078 | 56,000 | 76,508 | 1,350 | 13,189,488 |
| 800 " ～900 " | 28,106,133 | 23,478 | 300 | 7,555,848 | 46,350 | 200,508 | 1,350 | 9,496,144 |
| 900 " ～1000 " | 20,861,178 | 1,190 | 50 | 8,364,576 | 36,050 | 4,960 | 350 | 7,143,237 |
| 1000 " ～1500 " | 61,177,464 | 6,013 | 100 | 44,681,517 | 112,450 | 78,128 | 300 | 21,217,344 |
| 1500 " ～ | 51,966,500 | 11,032 | 200 | 158,276,455 | 96,200 | 47,429 | 600 | 18,130,774 |
| 不詳 | 84,041,973 | 4,671,934 | 111,850 | 10,315,639 | 15,450 | 535,794 | 19,650 | 26,507,125 |

保険料（税）賦課状況（市町村） — 全世界帯 — （続き）

| 後期高齢者支援金分 | | | | | 介護納付金分 | | | | | |
|---------------|----------------|----------------------|-------------|------------|---------------|---------------|----------------|----------------------|-------------|------------|
| 保険料(税) 軽減額 | 賦課限度額 を超える額 | 賦課限度 額を越え る世帯数 | 減免等 による額 | 減 免 世帯数 | 保険料(税) 調定額 | 保険料(税) 軽減額 | 賦課限度額 を超える額 | 賦課限度 額を越え る世帯数 | 減免等 による額 | 減 免 世帯数 |
| 千円 | 千円 | | 千円 | | 千円 | 千円 | 千円 | | 千円 | |
| 94,589,041 | 65,346,349 | 350,250 | 4,793,775 | 570,950 | 232,507,370 | 35,151,723 | 27,736,665 | 177,150 | 1,627,420 | 202,900 |
| 717,125 | 299,347 | 750 | 28,199 | 5,950 | 1,857,780 | 497,778 | 7,756 | 200 | 12,016 | 3,400 |
| 44,120,508 | - | - | 613,527 | 156,350 | 11,080,464 | 17,649,520 | - | - | 84,560 | 36,500 |
| 14,557,101 | - | - | 124,860 | 38,100 | 3,390,506 | 5,461,734 | - | - | 24,787 | 12,300 |
| 5,731,716 | - | - | 51,684 | 18,150 | 2,250,944 | 2,260,692 | - | - | 8,271 | 5,450 |
| 4,055,425 | - | - | 59,207 | 21,250 | 2,125,860 | 1,377,931 | - | - | 15,932 | 7,200 |
| 3,924,711 | - | - | 62,350 | 17,200 | 2,703,080 | 1,443,542 | - | - | 19,341 | 5,550 |
| 3,167,030 | - | - | 87,657 | 20,950 | 2,969,690 | 987,317 | - | - | 24,829 | 6,500 |
| 3,172,197 | - | - | 92,812 | 20,200 | 3,269,758 | 965,474 | - | - | 37,886 | 8,800 |
| 2,848,769 | - | - | 85,390 | 18,400 | 3,712,077 | 812,823 | - | - | 27,974 | 5,800 |
| 2,438,074 | - | - | 100,594 | 19,200 | 4,058,575 | 544,311 | - | - | 21,930 | 5,000 |
| 2,029,909 | - | - | 154,868 | 26,150 | 5,134,527 | 633,788 | - | - | 55,337 | 9,250 |
| 1,473,817 | - | - | 129,272 | 17,200 | 4,573,136 | 446,546 | - | - | 43,017 | 6,550 |
| 1,437,284 | 6,456 | 100 | 156,077 | 18,700 | 5,097,314 | 417,220 | - | - | 60,034 | 7,250 |
| 1,031,594 | - | - | 137,771 | 15,700 | 4,703,124 | 268,357 | - | - | 50,449 | 6,850 |
| 692,940 | - | - | 102,526 | 12,450 | 4,612,396 | 187,436 | - | - | 29,675 | 4,600 |
| 444,934 | - | - | 242,304 | 18,450 | 5,867,616 | 168,607 | - | - | 88,604 | 7,850 |
| 340,543 | - | - | 152,942 | 15,950 | 5,314,793 | 143,541 | - | - | 50,041 | 7,550 |
| 300,835 | - | - | 192,415 | 13,500 | 5,312,691 | 127,298 | - | - | 86,595 | 6,950 |
| 213,688 | - | - | 80,195 | 9,500 | 4,715,517 | 69,941 | - | - | 26,013 | 3,100 |
| 178,605 | - | - | 54,711 | 7,100 | 4,973,806 | 74,109 | - | - | 29,729 | 4,750 |
| 131,704 | - | - | 99,745 | 5,250 | 4,282,983 | 51,546 | - | - | 29,327 | 2,250 |
| 131,639 | - | - | 152,355 | 6,800 | 4,411,895 | 50,780 | - | - | 70,094 | 4,100 |
| 130,432 | - | - | 95,773 | 4,200 | 4,233,178 | 59,345 | - | - | 12,279 | 700 |
| 63,669 | - | - | 68,750 | 4,000 | 4,941,092 | 26,355 | - | - | 36,003 | 2,050 |
| 59,020 | - | - | 43,697 | 2,350 | 4,039,362 | 15,948 | - | - | 15,903 | 850 |
| 61,122 | - | - | 92,554 | 2,850 | 3,816,084 | 19,242 | - | - | 24,289 | 1,250 |
| 56,923 | - | - | 68,539 | 3,100 | 3,523,883 | 17,018 | - | - | 54,127 | 2,850 |
| 42,101 | - | - | 80,772 | 3,950 | 3,083,033 | 22,541 | - | - | 46,701 | 2,800 |
| 22,907 | - | - | 47,451 | 1,550 | 3,335,123 | 10,368 | - | - | 13,357 | 950 |
| 25,919 | - | - | 67,847 | 2,250 | 3,574,650 | 9,619 | - | - | 15,342 | 500 |
| 104,456 | 1,488 | 100 | 338,003 | 8,300 | 13,985,963 | 44,965 | - | - | 103,539 | 2,800 |
| 40,303 | 11,029 | 500 | 219,496 | 8,200 | 11,454,053 | 16,510 | 1,293 | 200 | 95,617 | 4,950 |
| 20,554 | 22,484 | 1,400 | 65,693 | 3,400 | 9,493,918 | 13,297 | 12,912 | 550 | 37,912 | 2,000 |
| 12,214 | 36,518 | 1,100 | 81,244 | 2,100 | 7,055,905 | 5,117 | 27,514 | 1,500 | 46,183 | 1,150 |
| 7,918 | 140,487 | 8,750 | 156,459 | 4,150 | 10,923,637 | 1,294 | 151,190 | 9,850 | 70,176 | 3,000 |
| 5,339 | 591,832 | 26,400 | 143,393 | 3,300 | 8,271,224 | 4,586 | 375,197 | 15,300 | 29,126 | 1,500 |
| - | 887,774 | 30,250 | 27,339 | 1,350 | 5,981,236 | - | 531,842 | 14,550 | 19,105 | 700 |
| 9,422 | 1,514,121 | 34,600 | 45,420 | 1,300 | 4,547,509 | 4,088 | 795,357 | 15,300 | 12,723 | 750 |
| 560 | 1,722,436 | 30,200 | 1,964 | 350 | 3,307,368 | - | 760,593 | 13,950 | - | - |
| 1,323 | 11,263,163 | 108,100 | 27,745 | 300 | 9,967,875 | 1,995 | 4,380,325 | 50,200 | 8,000 | 200 |
| 3,038 | 46,141,994 | 95,850 | 16,691 | 600 | 8,418,938 | - | 18,658,896 | 47,550 | 8,000 | 50 |
| 1,498,800 | 3,006,567 | 12,900 | 171,684 | 16,800 | 13,992,586 | 736,921 | 2,041,547 | 8,200 | 94,614 | 9,700 |

第1表-1-2 世帯の所得階級別、

| 所得階級別 | 世帯数 | 被保険者数 | 所得総額 | 年金収入額 | 分離譲渡所得金額 | 分離譲渡所得のある世帯数 | 旧ただし書方式による課税標準額 |
|-------------------|-----------|-----------|---------------|---------------|-----------|--------------|-----------------|
| | | | 千円 | 千円 | 千円 | | 千円 |
| 総数 | 2,052,650 | 3,817,450 | 1,955,614,131 | 2,843,367,117 | 3,186,671 | 11,900 | 1,282,716,804 |
| (再掲)特例対象被保険者のいる世帯 | 21,600 | 35,250 | 21,608,944 | 7,089,381 | 11,982 | 50 | 12,415,542 |
| 所得なし | 278,000 | 306,400 | - | 160,354,276 | - | - | - |
| ～30万円未満 | 48,200 | 58,100 | 7,287,570 | 43,248,391 | 15,722 | 300 | - |
| 30万円以上～40 " | 21,900 | 35,850 | 7,552,129 | 16,855,212 | 15,050 | 50 | 393,198 |
| 40 " ～50 " | 16,300 | 25,200 | 7,315,854 | 14,928,207 | - | - | 1,590,891 |
| 50 " ～60 " | 20,250 | 33,500 | 11,187,642 | 16,289,028 | - | - | 3,778,637 |
| 60 " ～70 " | 147,750 | 158,500 | 95,615,688 | 51,859,711 | 112,853 | 750 | 46,050,641 |
| 70 " ～80 " | 178,650 | 191,800 | 134,852,766 | 125,149,006 | 564,915 | 2,300 | 74,898,713 |
| 80 " ～90 " | 119,150 | 147,050 | 100,734,024 | 162,319,697 | 243,490 | 950 | 59,419,309 |
| 90 " ～100 " | 108,500 | 173,400 | 102,444,061 | 129,499,622 | 93,027 | 850 | 62,370,870 |
| 100 " ～110 " | 172,000 | 337,150 | 181,515,602 | 324,815,245 | 64,461 | 450 | 116,334,120 |
| 110 " ～120 " | 205,300 | 415,300 | 236,325,144 | 431,706,583 | 257,375 | 750 | 156,748,930 |
| 120 " ～130 " | 212,200 | 436,950 | 265,421,082 | 448,990,004 | 176,961 | 1,000 | 181,623,467 |
| 130 " ～140 " | 165,400 | 356,250 | 223,304,244 | 424,652,299 | 485,557 | 1,600 | 155,429,464 |
| 140 " ～150 " | 103,850 | 241,100 | 149,382,956 | 253,667,654 | 653,415 | 1,400 | 105,574,501 |
| 150 " ～160 " | 51,450 | 154,250 | 79,352,122 | 73,957,368 | 15,137 | 250 | 55,189,845 |
| 160 " ～170 " | 38,950 | 123,850 | 64,124,900 | 39,706,412 | 154,874 | 400 | 46,107,831 |
| 170 " ～180 " | 35,000 | 116,600 | 61,211,180 | 35,098,961 | 100,613 | 200 | 43,809,719 |
| 180 " ～190 " | 21,200 | 75,500 | 39,231,755 | 34,136,632 | 66,883 | 350 | 27,751,960 |
| 190 " ～200 " | 16,350 | 63,250 | 31,781,119 | 16,678,193 | 66,916 | 200 | 23,717,871 |
| 200 " ～210 " | 12,600 | 50,950 | 25,787,427 | 6,839,419 | 99,424 | 100 | 19,676,021 |
| 210 " ～220 " | 11,150 | 48,350 | 23,957,570 | 2,613,551 | - | - | 18,670,935 |
| 220 " ～230 " | 11,400 | 48,400 | 25,555,652 | 4,351,231 | - | - | 19,560,839 |
| 230 " ～240 " | 4,600 | 21,200 | 10,799,145 | 3,753,590 | - | - | 8,546,993 |
| 240 " ～250 " | 5,500 | 24,900 | 13,517,675 | 7,462,640 | - | - | 10,139,500 |
| 250 " ～260 " | 3,650 | 17,850 | 9,325,368 | 2,576,814 | - | - | 7,325,020 |
| 260 " ～270 " | 3,650 | 18,400 | 9,676,137 | 1,027,158 | - | - | 7,748,619 |
| 270 " ～280 " | 2,550 | 13,300 | 6,976,145 | 1,666,744 | - | - | 5,686,255 |
| 280 " ～290 " | 1,250 | 5,850 | 3,565,807 | 914,253 | - | - | 2,713,562 |
| 290 " ～300 " | 1,600 | 8,550 | 4,718,860 | 1,443,050 | - | - | 3,733,965 |
| 300 " ～350 " | 3,450 | 17,000 | 11,123,061 | 4,441,937 | - | - | 8,646,752 |
| 350 " ～400 " | 1,650 | 8,800 | 6,129,050 | 1,757,908 | - | - | 4,528,732 |
| 400 " ～450 " | 900 | 1,800 | 3,890,003 | 3,760 | - | - | 3,379,503 |
| 450 " ～500 " | 300 | 1,200 | 1,374,066 | 520,515 | - | - | 1,077,066 |
| 500 " ～600 " | 50 | 500 | 252,750 | 28,380 | - | - | 200,500 |
| 600 " ～700 " | 50 | 150 | 325,576 | 53,665 | - | - | 292,576 |
| 700 " ～800 " | - | - | - | - | - | - | - |
| 800 " ～900 " | - | - | - | - | - | - | - |
| 900 " ～1000 " | - | - | - | - | - | - | - |
| 1000 " ～1500 " | - | - | - | - | - | - | - |
| 1500 " ～ | - | - | - | - | - | - | - |
| 不詳 | 27,900 | 80,250 | - | - | - | - | - |

注) 1. 特例対象被保険者の所得は30/100軽減後の額を集計している。
 2. 「(再掲) 特例対象被保険者のいる世帯」の各項目は特例対象の国保被保険者がいる世帯単位で集計しているため、特例対象被保険者

保険料（税）賦課状況（市町村） — 全世界帯 —

（再掲） 2割軽減世帯

| 固定資産 税額 | 固定資産 税のある 世帯数 | 短期被保険者証等交付世帯数 | | 保険料（税）賦課経過措置適用世帯数 | | | | | | | |
|------------|---------------------|---------------|--------------|-----------------------|-------------|--------------------|----------------------------|-------------------------------|---------------------------|-----|--|
| | | 短期被保 険者証 | 資 格 証 明 書 | 旧国保被 保険者合算 軽減のみ | 平等割 半額のみ | 平等割 1/4 軽減のみ | 旧国保被保険者 合算軽減 かつ平等割半額 | 旧国保被保険者 合算軽減かつ 平等割1/4軽減 | 被扶養者で あった者に 対する緩和措置 | その他 | |
| 千円 | | | | | | | | | | | |
| 24,787,133 | 347,800 | 75,850 | 10,300 | 152,600 | 14,800 | 350 | 229,200 | 27,900 | 2,900 | - | |
| 89,970 | 1,550 | 1,400 | - | 150 | - | - | 250 | 200 | - | - | |
| 579,163 | 11,950 | 3,350 | 100 | 63,700 | 8,800 | 200 | 155,650 | 17,700 | 2,350 | - | |
| 253,636 | 5,050 | 1,050 | - | 11,300 | 1,750 | - | 24,350 | 2,000 | 300 | - | |
| 180,373 | 3,050 | 250 | - | 4,150 | 700 | - | 7,450 | 800 | - | - | |
| 155,268 | 2,550 | 800 | 200 | 2,550 | 150 | - | 6,450 | 900 | - | - | |
| 268,794 | 4,250 | 950 | - | 3,500 | 50 | - | 5,250 | 350 | - | - | |
| 1,112,843 | 17,250 | 10,200 | 2,300 | 3,200 | 50 | - | 2,450 | 200 | - | - | |
| 1,456,705 | 24,000 | 10,350 | 1,700 | 2,150 | - | 50 | 2,450 | 200 | 50 | - | |
| 1,609,908 | 22,800 | 3,250 | 350 | 3,300 | 100 | 50 | 2,150 | 100 | - | - | |
| 1,320,772 | 19,450 | 3,150 | 900 | 3,950 | 500 | - | 3,400 | 1,200 | 100 | - | |
| 2,363,870 | 36,850 | 5,700 | 550 | 5,350 | 1,250 | - | 6,200 | 1,650 | - | - | |
| 3,173,532 | 47,350 | 7,050 | 550 | 7,350 | 50 | - | 4,750 | 650 | - | - | |
| 3,631,467 | 45,450 | 4,150 | 800 | 6,450 | 650 | - | 3,500 | 1,450 | 100 | - | |
| 3,017,302 | 39,700 | 1,550 | 200 | 5,000 | 700 | - | 2,650 | 200 | - | - | |
| 1,851,401 | 24,800 | 3,200 | 200 | 4,750 | 50 | - | 1,100 | 100 | - | - | |
| 802,257 | 9,900 | 3,400 | 150 | 5,600 | - | - | 100 | 200 | - | - | |
| 682,209 | 7,050 | 3,350 | 200 | 3,700 | - | - | 200 | - | - | - | |
| 555,842 | 6,050 | 2,900 | 300 | 2,800 | - | - | - | 100 | - | - | |
| 314,692 | 4,450 | 2,250 | - | 1,600 | - | - | 100 | - | - | - | |
| 161,111 | 2,050 | 1,550 | 150 | 1,350 | - | - | - | - | - | - | |
| 156,139 | 1,900 | 900 | 200 | 1,300 | - | - | - | - | - | - | |
| 213,520 | 2,400 | 1,050 | 150 | 950 | - | - | - | - | - | - | |
| 112,267 | 1,250 | 1,550 | 200 | 1,650 | - | - | - | - | - | - | |
| 50,712 | 550 | 700 | 50 | 900 | - | - | - | - | - | - | |
| 72,218 | 850 | 200 | 200 | 250 | - | - | - | - | - | - | |
| 65,670 | 650 | 550 | - | 450 | - | - | - | - | - | - | |
| 74,675 | 650 | 850 | 50 | 300 | - | - | - | - | - | - | |
| 78,904 | 800 | 100 | - | 150 | - | - | - | - | - | - | |
| 18,315 | 250 | 250 | - | 250 | - | - | - | - | - | - | |
| 28,590 | 350 | 50 | - | 250 | - | - | - | - | - | - | |
| 87,732 | 900 | 100 | - | 750 | - | - | 100 | - | - | - | |
| 19,130 | 150 | - | - | 100 | - | - | - | - | - | - | |
| 13,215 | 100 | - | - | 50 | - | - | - | - | - | - | |
| 18,810 | 100 | - | - | - | - | - | - | - | - | - | |
| - | - | - | - | - | - | - | - | - | - | - | |
| 1,255 | 50 | - | - | 50 | - | - | - | - | - | - | |
| - | - | - | - | - | - | - | - | - | - | - | |
| - | - | - | - | - | - | - | - | - | - | - | |
| - | - | - | - | - | - | - | - | - | - | - | |
| - | - | - | - | - | - | - | - | - | - | - | |
| 284,837 | 2,850 | 1,100 | 800 | 3,450 | - | 50 | 900 | 100 | - | - | |

ではない被保険者に係る数値も含まれる。

第1表-1-2 世帯の所得階級別、

| 所得階級別 | 医療給付費分 | | | | | | | 保険料(税) 調定額 |
|-------------------|-------------------|------------------|-----------|----------------|----------------------|-----------------|-----------|------------------|
| | 保険料(税) 調定額 | 保険料(税) 軽減額 | 軽減 世帯数 | 賦課限度額 を超える額 | 賦課限度 額を超える 世帯数 | 減免等によ る額 | 減免 世帯数 | |
| 総数 | 千円 205,047,123 | 千円 26,159,654 | 2,052,650 | 千円 24,514 | 150 | 千円 1,738,453 | 96,150 | 千円 63,859,866 |
| (再掲)特例対象被保険者のいる世帯 | 1,959,686 | 255,988 | 21,600 | - | - | 17,677 | 900 | 608,182 |
| 所得なし | 8,823,044 | 2,189,821 | 278,000 | - | - | 73,473 | 9,500 | 2,774,330 |
| ～30万円未満 | 1,704,715 | 415,165 | 48,200 | - | - | 13,238 | 1,700 | 530,913 |
| 30万円以上～40 " | 1,042,028 | 245,196 | 21,900 | - | - | 4,127 | 350 | 322,592 |
| 40 " ～50 " | 858,033 | 175,812 | 16,300 | - | - | 1,534 | 300 | 260,502 |
| 50 " ～60 " | 1,285,530 | 236,234 | 20,250 | - | - | 2,919 | 600 | 399,995 |
| 60 " ～70 " | 9,008,312 | 1,340,305 | 147,750 | - | - | 80,560 | 7,300 | 2,755,815 |
| 70 " ～80 " | 12,263,403 | 1,622,098 | 178,650 | - | - | 87,051 | 7,550 | 3,763,218 |
| 80 " ～90 " | 9,379,252 | 1,171,223 | 119,150 | - | - | 75,186 | 4,950 | 2,847,016 |
| 90 " ～100 " | 9,958,622 | 1,267,609 | 108,500 | - | - | 46,446 | 5,350 | 3,088,170 |
| 100 " ～110 " | 18,159,362 | 2,312,096 | 172,000 | - | - | 164,726 | 8,900 | 5,628,093 |
| 110 " ～120 " | 23,468,141 | 2,815,277 | 205,300 | - | - | 108,137 | 6,900 | 7,328,320 |
| 120 " ～130 " | 25,855,420 | 2,962,115 | 212,200 | 20,728 | 100 | 219,251 | 11,100 | 8,097,087 |
| 130 " ～140 " | 21,350,733 | 2,399,981 | 165,400 | - | - | 202,541 | 8,550 | 6,651,309 |
| 140 " ～150 " | 14,594,029 | 1,599,908 | 103,850 | - | - | 52,735 | 3,400 | 4,551,495 |
| 150 " ～160 " | 7,917,389 | 961,586 | 51,450 | - | - | 140,925 | 4,150 | 2,481,405 |
| 160 " ～170 " | 6,602,232 | 778,530 | 38,950 | - | - | 46,378 | 2,000 | 2,059,176 |
| 170 " ～180 " | 6,027,468 | 698,917 | 35,000 | - | - | 105,329 | 2,850 | 1,900,662 |
| 180 " ～190 " | 3,787,639 | 443,398 | 21,200 | - | - | 44,128 | 1,350 | 1,199,749 |
| 190 " ～200 " | 3,292,878 | 367,606 | 16,350 | 3,786 | 50 | 23,479 | 1,050 | 1,044,560 |
| 200 " ～210 " | 2,719,105 | 296,732 | 12,600 | - | - | 4,920 | 250 | 836,170 |
| 210 " ～220 " | 2,501,752 | 281,472 | 11,150 | - | - | 26,840 | 800 | 762,866 |
| 220 " ～230 " | 2,522,143 | 277,312 | 11,400 | - | - | 42,681 | 1,100 | 819,806 |
| 230 " ～240 " | 1,138,495 | 131,603 | 4,600 | - | - | - | - | 352,700 |
| 240 " ～250 " | 1,307,139 | 144,808 | 5,500 | - | - | 15,282 | 600 | 419,312 |
| 250 " ～260 " | 928,419 | 99,754 | 3,650 | - | - | - | - | 279,827 |
| 260 " ～270 " | 995,638 | 105,144 | 3,650 | - | - | 36,880 | 450 | 316,669 |
| 270 " ～280 " | 712,485 | 72,818 | 2,550 | - | - | - | - | 208,919 |
| 280 " ～290 " | 321,462 | 30,261 | 1,250 | - | - | - | - | 93,164 |
| 290 " ～300 " | 475,072 | 44,425 | 1,600 | - | - | - | - | 139,046 |
| 300 " ～350 " | 973,091 | 94,704 | 3,450 | - | - | 32,353 | 100 | 312,234 |
| 350 " ～400 " | 563,360 | 50,322 | 1,650 | - | - | - | - | 174,085 |
| 400 " ～450 " | 299,982 | 11,966 | 900 | - | - | 3,897 | 400 | 107,131 |
| 450 " ～500 " | 103,545 | 6,186 | 300 | - | - | - | - | 28,559 |
| 500 " ～600 " | 24,983 | 2,296 | 50 | - | - | - | - | 9,500 |
| 600 " ～700 " | 24,320 | 1,060 | 50 | - | - | - | - | 8,055 |
| 700 " ～800 " | - | - | - | - | - | - | - | - |
| 800 " ～900 " | - | - | - | - | - | - | - | - |
| 900 " ～1000 " | - | - | - | - | - | - | - | - |
| 1000 " ～1500 " | - | - | - | - | - | - | - | - |
| 1500 " ～ | - | - | - | - | - | - | - | - |
| 不詳 | 4,057,906 | 505,915 | 27,900 | - | - | 83,436 | 4,600 | 1,307,421 |

保険料（税）賦課状況（市町村） — 全世帯 — （続き）

（再掲） 2割軽減世帯

| 後期高齢者支援金分 | | | | | 介護納付金分 | | | | | |
|---------------|----------------|----------------------|-------------|------------|---------------|---------------|----------------|----------------------|-------------|------------|
| 保険料(税) 軽減額 | 賦課限度額 を超える額 | 賦課限度額 を超える 世帯数 | 減免等によ る額 | 減 免 世帯数 | 保険料(税) 調定額 | 保険料(税) 軽減額 | 賦課限度額 を超える額 | 賦課限度額 を超える 世帯数 | 減免等によ る額 | 減 免 世帯数 |
| 千円 | 千円 | | 千円 | | 千円 | 千円 | 千円 | | 千円 | |
| 8,250,838 | 7,241 | 200 | 561,976 | 90,850 | 18,564,115 | 2,729,927 | - | - | 214,506 | 34,550 |
| 79,806 | - | - | 6,573 | 900 | 407,568 | 57,100 | - | - | 4,336 | 900 |
| 692,680 | - | - | 25,866 | 8,950 | 795,485 | 198,369 | - | - | 2,616 | 950 |
| 130,379 | - | - | 3,752 | 1,600 | 148,941 | 36,679 | - | - | 1,057 | 750 |
| 75,920 | - | - | 1,185 | 350 | 126,740 | 30,648 | - | - | 451 | 200 |
| 53,790 | - | - | 502 | 300 | 93,456 | 20,535 | - | - | 420 | 150 |
| 73,940 | - | - | 877 | 500 | 178,936 | 35,057 | - | - | - | - |
| 412,834 | - | - | 27,561 | 7,300 | 1,416,639 | 228,614 | - | - | 12,008 | 3,000 |
| 500,008 | - | - | 27,100 | 6,700 | 1,526,742 | 220,986 | - | - | 16,979 | 3,450 |
| 359,936 | - | - | 23,044 | 4,350 | 716,777 | 110,263 | - | - | 6,037 | 1,050 |
| 395,386 | - | - | 14,447 | 4,450 | 1,068,800 | 164,328 | - | - | 7,209 | 1,850 |
| 722,692 | - | - | 51,176 | 8,600 | 1,392,188 | 215,935 | - | - | 18,761 | 2,650 |
| 890,570 | - | - | 32,291 | 6,550 | 1,501,960 | 233,403 | - | - | 8,958 | 2,100 |
| 942,349 | 6,456 | 100 | 71,857 | 10,850 | 1,771,634 | 255,574 | - | - | 17,193 | 3,800 |
| 756,364 | - | - | 62,845 | 8,300 | 980,153 | 169,659 | - | - | 14,977 | 3,100 |
| 508,001 | - | - | 18,071 | 3,300 | 768,640 | 125,897 | - | - | 5,218 | 650 |
| 308,392 | - | - | 47,545 | 3,950 | 908,323 | 116,062 | - | - | 35,438 | 2,700 |
| 248,369 | - | - | 15,401 | 2,000 | 902,933 | 107,146 | - | - | 9,580 | 1,550 |
| 227,141 | - | - | 34,443 | 2,800 | 798,960 | 95,028 | - | - | 17,292 | 1,950 |
| 145,923 | - | - | 14,250 | 1,350 | 357,175 | 47,641 | - | - | 375 | 150 |
| 118,564 | - | - | 8,562 | 1,050 | 448,704 | 48,075 | - | - | 1,896 | 800 |
| 92,823 | - | - | 1,553 | 250 | 368,721 | 36,476 | - | - | - | - |
| 86,874 | - | - | 9,374 | 800 | 376,254 | 34,980 | - | - | 8,734 | 800 |
| 92,425 | - | - | 14,297 | 1,100 | 343,524 | 32,846 | - | - | 375 | 150 |
| 41,557 | - | - | - | - | 154,667 | 14,711 | - | - | - | - |
| 47,771 | - | - | 5,111 | 600 | 150,139 | 14,720 | - | - | 525 | 150 |
| 30,908 | - | - | - | - | 94,107 | 8,464 | - | - | - | - |
| 33,958 | - | - | 13,503 | 450 | 112,620 | 9,783 | - | - | 10,309 | 450 |
| 21,404 | - | - | - | - | 113,656 | 9,061 | - | - | - | - |
| 8,937 | - | - | - | - | 32,200 | 3,368 | - | - | - | - |
| 13,099 | - | - | - | - | 76,890 | 5,162 | - | - | - | - |
| 30,359 | - | - | 8,502 | 100 | 108,919 | 9,617 | - | - | 6,698 | 100 |
| 16,070 | 230 | 50 | - | - | 70,311 | 6,141 | - | - | - | - |
| 4,151 | - | - | 1,383 | 400 | 52,115 | 2,606 | - | - | - | - |
| 1,882 | - | - | - | - | 11,066 | 710 | - | - | - | - |
| 960 | 555 | 50 | - | - | 6,915 | 384 | - | - | - | - |
| 390 | - | - | - | - | 730 | 183 | - | - | - | - |
| - | - | - | - | - | - | - | - | - | - | - |
| - | - | - | - | - | - | - | - | - | - | - |
| - | - | - | - | - | - | - | - | - | - | - |
| - | - | - | - | - | - | - | - | - | - | - |
| - | - | - | - | - | - | - | - | - | - | - |
| 164,033 | - | - | 27,477 | 3,900 | 588,095 | 80,817 | - | - | 11,401 | 2,050 |

第1表-1-3 世帯の所得階級別、

| 所得階級別 | 世帯数 | 被保険者数 | 所得総額 | 年金収入額 | 分離譲渡所得金額 | 分離譲渡所得のある世帯数 | 旧ただし書方式による課税標準額 |
|-------------------|-----------|-----------|---------------|---------------|-----------|--------------|-----------------|
| | | | 千円 | 千円 | 千円 | | 千円 |
| 総数 | 2,466,850 | 4,505,600 | 1,399,320,862 | 2,713,530,859 | 2,390,825 | 10,150 | 648,022,357 |
| (再掲)特例対象被保険者のいる世帯 | 34,800 | 63,300 | 20,294,204 | 6,652,992 | - | - | 7,358,713 |
| 所得なし | 300,500 | 349,650 | - | 172,938,636 | - | - | - |
| ～30万円未満 | 75,750 | 108,650 | 11,146,554 | 61,983,591 | - | - | - |
| 30万円以上～40 " | 252,550 | 390,800 | 91,018,631 | 88,289,794 | 237,401 | 1,200 | 7,656,220 |
| 40 " ～50 " | 312,700 | 468,300 | 141,313,446 | 164,097,160 | 415,964 | 1,850 | 36,489,116 |
| 50 " ～60 " | 420,950 | 640,350 | 231,573,525 | 386,571,783 | 361,601 | 1,350 | 88,741,948 |
| 60 " ～70 " | 263,400 | 496,150 | 170,915,654 | 398,935,938 | 240,126 | 800 | 77,018,725 |
| 70 " ～80 " | 238,200 | 480,400 | 177,972,863 | 396,249,129 | 168,374 | 1,050 | 90,472,664 |
| 80 " ～90 " | 208,350 | 461,850 | 176,277,797 | 381,242,267 | 208,547 | 1,100 | 97,580,424 |
| 90 " ～100 " | 168,350 | 378,700 | 159,831,397 | 387,593,342 | 102,506 | 1,300 | 95,403,259 |
| 100 " ～110 " | 89,100 | 249,950 | 92,535,620 | 152,256,562 | 5,176 | 100 | 56,365,522 |
| 110 " ～120 " | 34,250 | 113,150 | 39,251,336 | 52,903,122 | 145,935 | 500 | 24,041,479 |
| 120 " ～130 " | 25,600 | 92,350 | 31,895,166 | 35,480,525 | 299,922 | 750 | 21,285,442 |
| 130 " ～140 " | 12,200 | 50,700 | 16,477,255 | 6,297,237 | 7,701 | 50 | 10,706,788 |
| 140 " ～150 " | 7,350 | 30,700 | 10,572,962 | 8,921,155 | 26,621 | 50 | 6,988,803 |
| 150 " ～160 " | 4,050 | 19,950 | 6,222,309 | 2,469,425 | - | - | 4,443,524 |
| 160 " ～170 " | 3,800 | 18,400 | 6,226,789 | 3,166,964 | - | - | 4,035,876 |
| 170 " ～180 " | 2,950 | 13,200 | 5,173,596 | 3,262,222 | - | - | 3,611,828 |
| 180 " ～190 " | 2,300 | 8,700 | 4,216,619 | 3,863,359 | - | - | 2,826,513 |
| 190 " ～200 " | 1,350 | 5,200 | 2,620,094 | 391,245 | - | - | 1,868,518 |
| 200 " ～210 " | 1,200 | 6,050 | 2,464,089 | 776,861 | - | - | 1,876,887 |
| 210 " ～220 " | 1,100 | 3,500 | 2,363,529 | 1,297,943 | - | - | 1,647,445 |
| 220 " ～230 " | 700 | 3,200 | 1,570,315 | 170,064 | - | - | 1,151,887 |
| 230 " ～240 " | 700 | 1,850 | 1,648,959 | 218,393 | - | - | 1,277,005 |
| 240 " ～250 " | 500 | 1,150 | 1,230,206 | 576,013 | - | - | 900,206 |
| 250 " ～260 " | 1,050 | 3,200 | 2,680,018 | 764,447 | - | - | 1,996,043 |
| 260 " ～270 " | 750 | 2,500 | 1,964,757 | 496,212 | - | - | 1,469,757 |
| 270 " ～280 " | 600 | 2,150 | 1,640,525 | 252,657 | - | - | 1,282,436 |
| 280 " ～290 " | 250 | 700 | 712,493 | 50,712 | - | - | 565,993 |
| 290 " ～300 " | 300 | 850 | 879,549 | - | - | - | 681,549 |
| 300 " ～350 " | 1,450 | 3,850 | 4,760,730 | 1,281,681 | 170,950 | 50 | 3,804,262 |
| 350 " ～400 " | 300 | 650 | 1,118,012 | 402,387 | - | - | 920,012 |
| 400 " ～450 " | - | - | - | - | - | - | - |
| 450 " ～500 " | 50 | 150 | 243,340 | 139,704 | - | - | 208,499 |
| 500 " ～600 " | 150 | 600 | 802,727 | 190,330 | - | - | 703,727 |
| 600 " ～700 " | - | - | - | - | - | - | - |
| 700 " ～800 " | - | - | - | - | - | - | - |
| 800 " ～900 " | - | - | - | - | - | - | - |
| 900 " ～1000 " | - | - | - | - | - | - | - |
| 1000 " ～1500 " | - | - | - | - | - | - | - |
| 1500 " ～ | - | - | - | - | - | - | - |
| 不詳 | 34,050 | 98,050 | - | - | - | - | - |

注) 1. 特例対象被保険者の所得は30/100軽減後の額を集計している。
 2. 「(再掲)特例対象被保険者のいる世帯」の各項目は特例対象の国保被保険者がいる世帯単位で集計しているため、特例対象被保険者

保険料（税）賦課状況（市町村） — 全世界帯 —

（再掲） 5割軽減世帯

| 固定資産 税額 | 固定資産 税のある 世帯数 | 短期被保険者証等交付世帯数 | | 保険料（税）賦課経過措置適用世帯数 | | | | | | | |
|------------|---------------------|---------------|------------|-----------------------|-------------|--------------------|----------------------------|-------------------------------|---------------------------|-----|--|
| | | 短期被保 険者証 | 資 格 証明書 | 旧国保被 保険者合算 軽減のみ | 平等割 半額のみ | 平等割 1/4 軽減のみ | 旧国保被保険者 合算軽減 かつ平等割半額 | 旧国保被保険者 合算軽減かつ 平等割1/4軽減 | 被扶養者で あった者に 対する緩和措置 | その他 | |
| 千円 | | | | | | | | | | | |
| 27,528,509 | 419,050 | 97,900 | 11,700 | 170,700 | 20,050 | 1,700 | 248,400 | 35,950 | 100 | - | |
| 196,618 | 3,500 | 1,100 | 100 | 300 | - | - | 450 | - | - | - | |
| 878,712 | 17,750 | 2,450 | 500 | 67,950 | 13,800 | 600 | 164,450 | 20,700 | - | - | |
| 839,765 | 11,150 | 1,050 | 100 | 16,250 | 1,700 | 450 | 30,500 | 4,500 | - | - | |
| 2,145,906 | 33,850 | 16,700 | 2,250 | 12,750 | 1,600 | - | 9,700 | 2,100 | 50 | - | |
| 3,046,655 | 42,000 | 18,000 | 2,550 | 8,950 | 400 | 100 | 7,050 | 2,350 | - | - | |
| 4,421,729 | 69,450 | 20,850 | 3,900 | 13,150 | 850 | 400 | 9,000 | 1,700 | 50 | - | |
| 3,767,439 | 60,450 | 6,150 | 300 | 9,500 | 500 | - | 8,400 | 1,250 | - | - | |
| 3,277,981 | 53,450 | 7,950 | 500 | 8,250 | 650 | 100 | 7,200 | 1,000 | - | - | |
| 3,291,814 | 46,850 | 5,800 | 400 | 9,350 | 200 | - | 5,000 | 1,150 | - | - | |
| 2,813,519 | 42,550 | 4,450 | 50 | 7,250 | 300 | - | 4,250 | 550 | - | - | |
| 1,314,846 | 19,650 | 4,500 | 300 | 5,200 | 50 | - | 1,300 | 250 | - | - | |
| 468,404 | 6,000 | 2,800 | 150 | 2,350 | - | - | 100 | 150 | - | - | |
| 316,725 | 4,650 | 1,400 | 100 | 2,900 | - | - | - | - | - | - | |
| 96,135 | 1,600 | 1,900 | 50 | 650 | - | - | - | - | - | - | |
| 52,389 | 1,150 | 350 | 150 | 850 | - | - | - | - | - | - | |
| 111,815 | 1,250 | 450 | 100 | 350 | - | - | - | - | - | - | |
| 79,295 | 1,050 | 400 | - | 200 | - | - | - | - | - | - | |
| 4,921 | 200 | 100 | - | 300 | - | - | - | - | - | - | |
| 34,790 | 350 | 300 | - | 150 | - | - | - | - | - | - | |
| 88,393 | 550 | 50 | - | 200 | - | 50 | - | - | - | - | |
| 45,130 | 550 | 50 | - | 150 | - | - | - | - | - | - | |
| 13,435 | 200 | 50 | - | 400 | - | - | 100 | - | - | - | |
| 7,200 | 100 | - | - | 200 | - | - | 300 | - | - | - | |
| 52,850 | 100 | - | - | 50 | - | - | - | - | - | - | |
| 2,370 | 100 | - | - | - | - | - | - | - | - | - | |
| 32,260 | 250 | - | - | 200 | - | - | - | - | - | - | |
| - | - | - | - | - | - | - | - | 50 | - | - | |
| 3,635 | 250 | - | - | - | - | - | - | - | - | - | |
| 15,380 | 150 | - | - | - | - | - | - | - | - | - | |
| 12,140 | 100 | - | - | 50 | - | - | - | - | - | - | |
| 18,065 | 250 | - | - | 400 | - | - | - | - | - | - | |
| 7,150 | 50 | - | - | - | - | - | - | - | - | - | |
| - | - | - | - | - | - | - | - | - | - | - | |
| 5,560 | 50 | - | - | - | - | - | - | - | - | - | |
| 3,005 | 50 | - | - | - | - | - | - | - | - | - | |
| - | - | - | - | - | - | - | - | - | - | - | |
| - | - | - | - | - | - | - | - | - | - | - | |
| - | - | - | - | - | - | - | - | - | - | - | |
| - | - | - | - | - | - | - | - | - | - | - | |
| 259,094 | 2,900 | 2,150 | 300 | 2,700 | - | - | 1,050 | 200 | - | - | |

ではない被保険者に係る数値も含まれる。

第1表-1-3 世帯の所得階級別、

| 所得階級別 | 医療給付費分 | | | | | | | 保険料(税) 調定額 |
|-------------------|-------------------|------------------|-----------|----------------|----------------------|-----------------|-----------|------------------|
| | 保険料(税) 調定額 | 保険料(税) 軽減額 | 軽減 世帯数 | 賦課限度額 を超える額 | 賦課限度 額を越え る世帯数 | 減免等によ る額 | 減免 世帯数 | |
| 総数 | 千円 131,566,229 | 千円 78,047,155 | 2,466,850 | 千円 15,239 | 100 | 千円 1,346,665 | 115,300 | 千円 40,779,958 |
| (再掲)特例対象被保険者のいる世帯 | 1,705,012 | 1,132,469 | 34,800 | - | - | 16,153 | 2,100 | 526,132 |
| 所得なし | 6,340,568 | 6,219,617 | 300,500 | - | - | 46,303 | 7,650 | 1,979,753 |
| ～30万円未満 | 2,076,521 | 1,915,408 | 75,750 | - | - | 9,777 | 1,400 | 625,018 |
| 30万円以上～40 " | 8,245,490 | 7,222,066 | 252,550 | - | - | 40,157 | 9,450 | 2,520,193 |
| 40 " ～50 " | 12,014,765 | 8,727,230 | 312,700 | - | - | 107,104 | 16,200 | 3,684,097 |
| 50 " ～60 " | 19,368,260 | 11,917,872 | 420,950 | - | - | 139,760 | 16,850 | 5,953,273 |
| 60 " ～70 " | 14,986,963 | 8,644,719 | 263,400 | - | - | 159,175 | 15,050 | 4,635,380 |
| 70 " ～80 " | 15,602,463 | 8,282,026 | 238,200 | - | - | 166,643 | 12,200 | 4,851,204 |
| 80 " ～90 " | 15,410,153 | 7,646,976 | 208,350 | 15,239 | 100 | 134,269 | 11,000 | 4,834,275 |
| 90 " ～100 " | 13,833,847 | 6,270,781 | 168,350 | - | - | 90,177 | 7,200 | 4,280,295 |
| 100 " ～110 " | 8,220,128 | 3,963,691 | 89,100 | - | - | 145,301 | 6,250 | 2,557,916 |
| 110 " ～120 " | 3,593,872 | 1,741,690 | 34,250 | - | - | 29,472 | 2,700 | 1,120,512 |
| 120 " ～130 " | 2,855,889 | 1,360,371 | 25,600 | - | - | 92,689 | 2,300 | 909,270 |
| 130 " ～140 " | 1,472,053 | 740,915 | 12,200 | - | - | 73,809 | 1,550 | 460,670 |
| 140 " ～150 " | 1,015,452 | 452,411 | 7,350 | - | - | 4,612 | 250 | 318,906 |
| 150 " ～160 " | 648,469 | 278,060 | 4,050 | - | - | 8,958 | 100 | 195,604 |
| 160 " ～170 " | 527,426 | 276,443 | 3,800 | - | - | 30,899 | 750 | 158,813 |
| 170 " ～180 " | 463,870 | 187,405 | 2,950 | - | - | - | - | 150,682 |
| 180 " ～190 " | 348,651 | 128,707 | 2,300 | - | - | 3,323 | 200 | 110,741 |
| 190 " ～200 " | 219,993 | 69,526 | 1,350 | - | - | - | - | 68,456 |
| 200 " ～210 " | 232,099 | 89,927 | 1,200 | - | - | 52 | 50 | 70,194 |
| 210 " ～220 " | 175,856 | 52,982 | 1,100 | - | - | 11,065 | 50 | 55,389 |
| 220 " ～230 " | 132,654 | 44,090 | 700 | - | - | - | - | 43,920 |
| 230 " ～240 " | 126,491 | 28,575 | 700 | - | - | - | - | 43,140 |
| 240 " ～250 " | 80,064 | 19,013 | 500 | - | - | 9,855 | 50 | 23,217 |
| 250 " ～260 " | 203,335 | 46,985 | 1,050 | - | - | - | - | 64,814 |
| 260 " ～270 " | 155,957 | 47,513 | 750 | - | - | 1,461 | 100 | 47,448 |
| 270 " ～280 " | 125,101 | 29,888 | 600 | - | - | - | - | 39,401 |
| 280 " ～290 " | 57,759 | 11,085 | 250 | - | - | - | - | 17,646 |
| 290 " ～300 " | 58,797 | 12,598 | 300 | - | - | - | - | 15,990 |
| 300 " ～350 " | 311,514 | 59,944 | 1,450 | - | - | - | - | 103,088 |
| 350 " ～400 " | 78,061 | 11,395 | 300 | - | - | - | - | 20,333 |
| 400 " ～450 " | - | - | - | - | - | - | - | - |
| 450 " ～500 " | 19,073 | 2,838 | 50 | - | - | - | - | 5,418 |
| 500 " ～600 " | 67,390 | 10,703 | 150 | - | - | - | - | 20,634 |
| 600 " ～700 " | - | - | - | - | - | - | - | - |
| 700 " ～800 " | - | - | - | - | - | - | - | - |
| 800 " ～900 " | - | - | - | - | - | - | - | - |
| 900 " ～1000 " | - | - | - | - | - | - | - | - |
| 1000 " ～1500 " | - | - | - | - | - | - | - | - |
| 1500 " ～ | - | - | - | - | - | - | - | - |
| 不詳 | 2,497,246 | 1,533,708 | 34,050 | - | - | 41,805 | 3,950 | 794,269 |

保険料（税）賦課状況（市町村） — 全世帯 — （続き）

（再掲） 5割軽減世帯

| 後期高齢者支援金分 | | | | | 介護納付金分 | | | | | |
|---------------|----------------|----------------------|-------------|------------|---------------|---------------|----------------|----------------------|-------------|------------|
| 保険料(税) 軽減額 | 賦課限度額 を超える額 | 賦課限度額 を超える 世帯数 | 減免等によ る額 | 減 免 世帯数 | 保険料(税) 調定額 | 保険料(税) 軽減額 | 賦課限度額 を超える額 | 賦課限度額 を超える 世帯数 | 減免等によ る額 | 減 免 世帯数 |
| 千円 | 千円 | | 千円 | | 千円 | 千円 | 千円 | | 千円 | |
| 24,554,256 | - | - | 404,597 | 95,350 | 12,224,207 | 8,414,690 | - | - | 142,318 | 34,500 |
| 356,795 | - | - | 4,255 | 1,700 | 327,179 | 230,101 | - | - | 3,504 | 1,350 |
| 1,952,683 | - | - | 13,126 | 5,550 | 661,571 | 651,713 | - | - | 3,792 | 1,400 |
| 591,732 | - | - | 2,658 | 950 | 249,262 | 233,308 | - | - | 770 | 200 |
| 2,248,524 | - | - | 11,634 | 7,950 | 1,239,571 | 1,124,249 | - | - | 3,508 | 3,000 |
| 2,727,253 | - | - | 32,702 | 14,800 | 1,611,256 | 1,252,961 | - | - | 14,949 | 6,700 |
| 3,709,762 | - | - | 42,131 | 13,950 | 2,045,831 | 1,370,291 | - | - | 13,649 | 4,850 |
| 2,706,508 | - | - | 45,470 | 11,800 | 1,070,724 | 744,049 | - | - | 8,647 | 2,800 |
| 2,618,005 | - | - | 51,419 | 11,200 | 1,129,885 | 718,381 | - | - | 15,702 | 3,950 |
| 2,448,311 | - | - | 38,064 | 7,800 | 1,103,275 | 685,473 | - | - | 12,179 | 2,450 |
| 1,989,715 | - | - | 25,175 | 5,650 | 561,715 | 358,487 | - | - | 2,512 | 650 |
| 1,259,304 | - | - | 47,192 | 5,650 | 710,479 | 398,968 | - | - | 23,143 | 2,950 |
| 550,479 | - | - | 7,655 | 1,900 | 366,473 | 196,945 | - | - | 1,278 | 700 |
| 442,137 | - | - | 28,861 | 1,750 | 257,804 | 142,783 | - | - | 15,624 | 950 |
| 232,899 | - | - | 23,062 | 1,550 | 181,678 | 81,309 | - | - | 11,998 | 900 |
| 142,779 | - | - | 1,384 | 250 | 112,320 | 47,708 | - | - | 486 | 250 |
| 86,304 | - | - | 3,180 | 100 | 97,147 | 32,258 | - | - | 3,311 | 100 |
| 84,634 | - | - | 10,976 | 750 | 68,018 | 33,697 | - | - | 2,810 | 750 |
| 62,773 | - | - | - | - | 82,427 | 26,712 | - | - | - | - |
| 42,785 | - | - | 1,054 | 200 | 29,406 | 9,018 | - | - | 1,094 | 200 |
| 23,897 | - | - | - | - | 20,913 | 7,419 | - | - | - | - |
| 26,507 | - | - | 22 | 50 | 23,147 | 7,862 | - | - | - | - |
| 16,877 | - | - | 2,735 | 50 | 32,190 | 6,641 | - | - | 450 | 50 |
| 15,830 | - | - | - | - | 27,327 | 8,535 | - | - | - | - |
| 9,085 | - | - | - | - | 19,038 | 4,675 | - | - | - | - |
| 6,011 | - | - | 3,880 | 50 | 3,180 | 1,228 | - | - | 2,420 | 50 |
| 13,800 | - | - | - | - | 19,143 | 4,968 | - | - | - | - |
| 15,144 | - | - | - | - | 12,263 | 6,710 | - | - | - | - |
| 9,743 | - | - | - | - | 21,877 | 5,680 | - | - | - | - |
| 3,288 | - | - | - | - | 11,097 | 1,923 | - | - | - | - |
| 4,038 | - | - | - | - | 4,600 | 1,473 | - | - | - | - |
| 20,023 | - | - | - | - | 57,384 | 11,195 | - | - | - | - |
| 3,175 | - | - | - | - | 9,157 | 1,090 | - | - | - | - |
| - | - | - | - | - | - | - | - | - | - | - |
| 773 | - | - | - | - | - | - | - | - | - | - |
| 3,255 | - | - | - | - | 6,423 | 910 | - | - | - | - |
| - | - | - | - | - | - | - | - | - | - | - |
| - | - | - | - | - | - | - | - | - | - | - |
| - | - | - | - | - | - | - | - | - | - | - |
| - | - | - | - | - | - | - | - | - | - | - |
| - | - | - | - | - | - | - | - | - | - | - |
| 486,228 | - | - | 12,218 | 3,400 | 377,629 | 236,075 | - | - | 3,995 | 1,600 |

第1表-1-4 世帯の所得階級別、

| 所得階級別 | 世帯数 | 被保険者数 | 所得総額 | 年金収入額 | 分離譲渡所得金額 | 分離譲渡所得のある世帯数 | 旧ただし書方式による課税標準額 |
|-------------------|-----------|-----------|-------------|---------------|-----------|--------------|-----------------|
| | | | 千円 | 千円 | 千円 | | 千円 |
| 総数 | 5,491,350 | 7,253,050 | 417,216,638 | 2,475,759,795 | 3,294,911 | 8,250 | 87,457,975 |
| (再掲)特例対象被保険者のいる世帯 | 24,350 | 34,600 | 5,158,899 | 1,774,893 | 5,131 | 100 | 135,508 |
| 所得なし | 3,829,100 | 4,788,250 | - | 1,181,927,989 | 16,575 | 150 | - |
| ～30万円未満 | 1,173,450 | 1,651,550 | 181,545,283 | 789,518,350 | 657,238 | 5,950 | - |
| 30万円以上～40 " | 275,550 | 415,800 | 91,187,044 | 261,784,287 | 155,436 | 800 | 2,963,444 |
| 40 " ～50 " | 104,950 | 155,500 | 46,327,327 | 198,909,433 | 56,072 | 300 | 10,836,968 |
| 50 " ～60 " | 9,350 | 18,850 | 5,107,539 | 13,342,810 | 55,277 | 100 | 1,442,656 |
| 60 " ～70 " | 2,950 | 6,700 | 1,878,393 | 3,064,986 | - | - | 550,586 |
| 70 " ～80 " | 3,500 | 7,800 | 2,636,298 | 2,202,075 | - | - | 1,302,638 |
| 80 " ～90 " | 2,350 | 5,200 | 1,997,938 | 1,931,660 | - | - | 1,043,049 |
| 90 " ～100 " | 3,000 | 7,850 | 2,848,712 | 1,353,478 | 185,398 | 200 | 1,566,892 |
| 100 " ～110 " | 2,700 | 6,700 | 2,868,429 | 867,635 | - | - | 1,811,514 |
| 110 " ～120 " | 2,350 | 5,500 | 2,685,675 | 1,271,461 | 9,390 | 100 | 1,620,894 |
| 120 " ～130 " | 3,250 | 7,650 | 4,038,522 | 2,247,737 | - | - | 2,789,985 |
| 130 " ～140 " | 2,400 | 6,100 | 3,251,195 | 1,854,029 | - | - | 2,359,568 |
| 140 " ～150 " | 2,500 | 5,450 | 3,593,526 | 2,250,044 | - | - | 2,598,852 |
| 150 " ～160 " | 3,700 | 7,250 | 5,686,897 | 4,042,437 | - | - | 4,264,920 |
| 160 " ～170 " | 500 | 1,100 | 814,680 | 97,822 | - | - | 649,680 |
| 170 " ～180 " | 800 | 1,650 | 1,396,243 | 293,735 | - | - | 1,051,743 |
| 180 " ～190 " | 1,600 | 3,800 | 2,939,720 | 1,597,481 | - | - | 2,125,983 |
| 190 " ～200 " | 2,050 | 5,000 | 3,965,799 | 814,774 | 710,742 | 400 | 3,157,546 |
| 200 " ～210 " | 800 | 1,800 | 1,650,723 | 283,731 | - | - | 1,332,407 |
| 210 " ～220 " | 1,650 | 3,550 | 3,543,325 | 1,446,622 | - | - | 2,911,325 |
| 220 " ～230 " | 1,450 | 3,000 | 3,269,009 | 265,891 | - | - | 2,578,009 |
| 230 " ～240 " | 1,150 | 1,800 | 2,697,353 | 64,248 | - | - | 2,272,875 |
| 240 " ～250 " | 350 | 650 | 855,270 | 146,429 | - | - | 706,770 |
| 250 " ～260 " | 950 | 2,150 | 2,431,318 | 185,409 | - | - | 2,026,606 |
| 260 " ～270 " | 500 | 1,000 | 1,330,348 | 142,884 | - | - | 1,144,774 |
| 270 " ～280 " | 750 | 1,550 | 2,046,633 | - | - | - | 1,631,643 |
| 280 " ～290 " | 750 | 1,700 | 2,139,254 | 89,008 | - | - | 1,781,980 |
| 290 " ～300 " | 550 | 1,000 | 1,635,280 | 127,331 | - | - | 1,420,780 |
| 300 " ～350 " | 2,850 | 6,650 | 9,124,663 | 1,898,682 | - | - | 7,880,155 |
| 350 " ～400 " | 1,350 | 2,950 | 5,038,657 | 1,141,481 | 2,508 | 50 | 4,271,912 |
| 400 " ～450 " | 850 | 2,050 | 3,591,955 | 167,989 | - | - | 3,161,860 |
| 450 " ～500 " | 350 | 1,400 | 1,651,930 | 85,456 | - | - | 1,434,760 |
| 500 " ～600 " | 150 | 500 | 792,000 | - | - | - | 742,500 |
| 600 " ～700 " | 300 | 700 | 1,976,282 | - | - | - | 1,778,282 |
| 700 " ～800 " | - | - | - | - | - | - | - |
| 800 " ～900 " | 300 | 1,200 | 2,535,255 | 26,909 | - | - | 2,254,755 |
| 900 " ～1000 " | 50 | 50 | 470,721 | 55,879 | - | - | 454,221 |
| 1000 " ～1500 " | 100 | 200 | 1,076,328 | - | - | - | 1,010,328 |
| 1500 " ～ | 200 | 400 | 4,591,115 | 259,622 | 1,446,275 | 200 | 4,525,115 |
| 不詳 | 49,900 | 111,050 | - | - | - | - | - |

注) 1. 特例対象被保険者の所得は30/100軽減後の額を集計している。

2. 「(再掲)特例対象被保険者のいる世帯」の各項目は特例対象の国保被保険者がいる世帯単位で集計しているため、特例対象被保険者

保険料（税）賦課状況（市町村） — 全世界帯 —

（再掲） 7割軽減世帯

| 固定資産 税額 | 固定資産 税のある 世帯数 | 短期被保険者証等交付世帯数 | | 保険料（税）賦課経過措置適用世帯数 | | | | | | |
|------------|---------------------|---------------|------------|-----------------------|-------------|--------------------|----------------------------|-------------------------------|---------------------------|-----|
| | | 短期被保 険者証 | 資 格 証明書 | 旧国保被 保険者合算 軽減のみ | 平等割 半額のみ | 平等割 1/4 軽減のみ | 旧国保被保険者 合算軽減 かつ平等割半額 | 旧国保被保険者 合算軽減かつ 平等割1/4軽減 | 被扶養者で あった者に 対する緩和措置 | その他 |
| 千円 | | | | | | | | | | |
| 34,480,091 | 579,550 | 212,600 | 31,550 | 201,900 | 25,700 | 2,550 | 217,550 | 50,050 | 150 | - |
| 88,104 | 1,100 | 1,400 | - | 400 | 100 | - | 150 | - | - | - |
| 19,151,819 | 337,150 | 144,950 | 21,900 | 157,750 | 18,300 | 2,000 | 174,500 | 41,200 | 150 | - |
| 9,734,033 | 164,750 | 52,900 | 6,700 | 30,100 | 5,750 | 550 | 31,150 | 5,300 | - | - |
| 2,603,635 | 38,900 | 9,000 | 2,200 | 6,550 | 1,150 | - | 5,050 | 1,200 | - | - |
| 1,177,627 | 22,800 | 1,000 | 100 | 1,650 | 400 | - | 2,000 | 800 | - | - |
| 196,842 | 2,050 | - | - | 500 | - | - | 250 | - | - | - |
| 102,293 | 850 | - | - | 150 | - | - | 50 | - | - | - |
| 81,841 | 550 | - | - | 100 | - | - | 200 | - | - | - |
| 5,600 | 100 | - | - | 100 | 50 | - | - | 200 | - | - |
| 70,117 | 750 | - | - | 250 | - | - | 150 | - | - | - |
| 26,798 | 500 | - | - | - | - | - | 50 | - | - | - |
| 87,598 | 850 | 200 | - | 50 | - | - | 100 | - | - | - |
| 102,400 | 950 | 150 | - | 150 | - | - | 150 | - | - | - |
| 45,446 | 700 | 150 | - | - | - | - | - | - | - | - |
| 372,517 | 550 | - | - | - | - | - | 200 | - | - | - |
| 119,350 | 250 | 900 | - | 150 | - | - | 250 | - | - | - |
| 6,680 | 50 | - | - | - | - | - | 50 | - | - | - |
| 34,151 | 250 | 100 | - | - | - | - | - | - | - | - |
| 19,420 | 350 | - | - | 100 | - | - | - | - | - | - |
| 12,225 | 200 | - | - | 50 | - | - | - | - | - | - |
| 12,340 | 200 | - | - | 150 | - | - | - | - | - | - |
| - | - | - | - | 100 | - | - | 400 | - | - | - |
| 78,010 | 400 | - | - | - | - | - | - | - | - | - |
| 21,624 | 250 | - | - | - | - | - | - | - | - | - |
| 2,610 | 100 | 150 | - | - | - | - | - | - | - | - |
| 29,557 | 200 | 100 | - | - | - | - | - | - | - | - |
| 4,135 | 50 | - | - | - | - | - | - | - | - | - |
| 13,450 | 150 | - | - | - | - | - | - | - | - | - |
| 9,673 | 150 | - | - | - | - | - | - | - | - | - |
| - | - | - | - | - | - | - | - | - | - | - |
| 37,890 | 450 | 100 | - | 150 | - | - | - | - | - | - |
| 42,009 | 350 | - | - | 200 | 50 | - | - | - | - | - |
| - | - | - | - | 150 | - | - | - | - | - | - |
| - | - | - | - | - | - | - | - | - | - | - |
| 6,960 | 100 | - | - | - | - | - | - | - | - | - |
| 5,750 | 100 | - | - | - | - | - | - | - | - | - |
| - | - | - | - | - | - | - | - | - | - | - |
| 2,595 | 100 | - | - | 100 | - | - | - | - | - | - |
| - | - | - | - | - | - | - | - | - | - | - |
| - | - | - | - | - | - | - | - | - | - | - |
| - | - | - | - | - | - | - | - | - | - | - |
| 263,097 | 4,400 | 2,900 | 650 | 3,400 | - | - | 3,000 | 1,350 | - | - |

ではない被保険者に係る数値も含まれる。

第1表-1-4 世帯の所得階級別、

| 所得階級別 | 医療給付費分 | | | | | | | 保険料(税) 調定額 |
|-------------------|------------------|-------------------|-----------|----------------|----------------------|---------------|-----------|------------------|
| | 保険料(税) 調定額 | 保険料(税) 軽減額 | 軽減 世帯数 | 賦課限度額 を超える額 | 賦課限度 額を越え る世帯数 | 減免等によ る額 | 減免 世帯数 | |
| 総数 | 千円 97,318,289 | 千円 197,965,701 | 5,491,350 | 千円 429,691 | 700 | 千円 983,310 | 150,350 | 千円 29,740,594 |
| (再掲)特例対象被保険者のいる世帯 | 415,821 | 908,177 | 24,350 | - | - | 1,065 | 150 | 124,890 |
| 所得なし | 60,570,363 | 133,020,472 | 3,829,100 | - | - | 535,816 | 100,800 | 18,496,548 |
| ～30万円未満 | 20,845,356 | 44,307,097 | 1,173,450 | - | - | 197,616 | 32,650 | 6,339,888 |
| 30万円以上～40 " | 5,382,588 | 10,843,594 | 275,550 | - | - | 41,339 | 7,950 | 1,648,538 |
| 40 " ～50 " | 2,825,488 | 4,113,347 | 104,950 | - | - | 14,065 | 2,750 | 856,833 |
| 50 " ～60 " | 342,702 | 453,482 | 9,350 | - | - | 175 | 50 | 103,479 |
| 60 " ～70 " | 129,773 | 159,898 | 2,950 | - | - | 570 | 100 | 38,465 |
| 70 " ～80 " | 191,508 | 177,798 | 3,500 | - | - | - | - | 56,742 |
| 80 " ～90 " | 131,832 | 118,570 | 2,350 | - | - | - | - | 43,754 |
| 90 " ～100 " | 185,022 | 169,701 | 3,000 | - | - | 20,256 | 400 | 59,620 |
| 100 " ～110 " | 196,656 | 153,332 | 2,700 | - | - | - | - | 61,623 |
| 110 " ～120 " | 198,236 | 116,169 | 2,350 | - | - | - | - | 53,440 |
| 120 " ～130 " | 307,986 | 173,799 | 3,250 | - | - | 9,181 | 400 | 87,564 |
| 130 " ～140 " | 234,640 | 138,312 | 2,400 | - | - | 3,247 | 250 | 72,955 |
| 140 " ～150 " | 293,833 | 122,438 | 2,500 | - | - | - | - | 91,489 |
| 150 " ～160 " | 451,284 | 175,800 | 3,700 | - | - | - | - | 132,973 |
| 160 " ～170 " | 65,242 | 28,126 | 500 | - | - | - | - | 17,755 |
| 170 " ～180 " | 93,804 | 39,416 | 800 | - | - | - | - | 25,599 |
| 180 " ～190 " | 206,955 | 88,505 | 1,600 | - | - | 320 | 100 | 59,513 |
| 190 " ～200 " | 243,203 | 114,427 | 2,050 | - | - | 13 | 50 | 77,662 |
| 200 " ～210 " | 123,686 | 42,619 | 800 | - | - | - | - | 37,348 |
| 210 " ～220 " | 189,484 | 82,809 | 1,650 | - | - | 56,300 | 400 | 66,574 |
| 220 " ～230 " | 241,140 | 73,096 | 1,450 | - | - | - | - | 70,567 |
| 230 " ～240 " | 192,109 | 43,759 | 1,150 | - | - | 907 | 200 | 61,185 |
| 240 " ～250 " | 59,671 | 17,638 | 350 | - | - | - | - | 17,093 |
| 250 " ～260 " | 186,552 | 57,177 | 950 | - | - | - | - | 54,215 |
| 260 " ～270 " | 100,132 | 27,430 | 500 | - | - | - | - | 28,510 |
| 270 " ～280 " | 137,099 | 37,683 | 750 | - | - | - | - | 41,675 |
| 280 " ～290 " | 134,858 | 38,430 | 750 | - | - | - | - | 37,773 |
| 290 " ～300 " | 114,163 | 25,400 | 550 | - | - | - | - | 42,632 |
| 300 " ～350 " | 528,157 | 154,829 | 2,850 | - | - | 83,260 | 700 | 174,092 |
| 350 " ～400 " | 326,958 | 70,728 | 1,350 | - | - | - | - | 106,209 |
| 400 " ～450 " | 235,426 | 48,943 | 850 | - | - | - | - | 80,945 |
| 450 " ～500 " | 99,186 | 28,016 | 350 | - | - | - | - | 33,668 |
| 500 " ～600 " | 47,876 | 12,292 | 150 | - | - | - | - | 15,331 |
| 600 " ～700 " | 144,878 | 16,548 | 300 | 4,443 | 100 | - | - | 45,086 |
| 700 " ～800 " | - | - | - | - | - | - | - | - |
| 800 " ～900 " | 149,153 | 23,478 | 300 | 31,027 | 250 | - | - | 46,265 |
| 900 " ～1000 " | 27,000 | 1,190 | 50 | 8,485 | 50 | - | - | 9,500 |
| 1000 " ～1500 " | 54,000 | 6,013 | 100 | 41,022 | 100 | - | - | 19,000 |
| 1500 " ～ | 108,000 | 11,032 | 200 | 344,714 | 200 | - | - | 38,000 |
| 不詳 | 1,222,290 | 2,632,312 | 49,900 | - | - | 20,247 | 3,550 | 390,491 |

保険料（税）賦課状況（市町村） — 全世帯 — （続き）

（再掲） 7割軽減世帯

| 後期高齢者支援金分 | | | | | 介護納付金分 | | | | | |
|---------------|----------------|----------------------|-------------|------------|---------------|---------------|----------------|----------------------|-------------|------------|
| 保険料(税) 軽減額 | 賦課限度額 を超える額 | 賦課限度額 を超える 世帯数 | 減免等によ る額 | 減 免 世帯数 | 保険料(税) 調定額 | 保険料(税) 軽減額 | 賦課限度額 を超える額 | 賦課限度額 を超える 世帯数 | 減免等によ る額 | 減 免 世帯数 |
| 千円 | 千円 | | 千円 | | 千円 | 千円 | 千円 | | 千円 | |
| 61,783,946 | 96,445 | 550 | 291,772 | 113,800 | 11,311,211 | 24,007,107 | 10,113 | 100 | 91,194 | 47,800 |
| 280,524 | - | - | 375 | 150 | 93,671 | 210,577 | - | - | 375 | 150 |
| 41,475,145 | - | - | 152,228 | 74,400 | 7,413,552 | 16,799,438 | - | - | 62,265 | 31,950 |
| 13,834,990 | - | - | 57,010 | 26,400 | 2,328,746 | 5,191,748 | - | - | 18,197 | 10,650 |
| 3,407,272 | - | - | 11,567 | 5,600 | 490,030 | 1,105,796 | - | - | 3,607 | 2,100 |
| 1,274,381 | - | - | 3,990 | 2,050 | 48,071 | 104,435 | - | - | 240 | 200 |
| 141,009 | - | - | - | - | 30,488 | 38,195 | - | - | - | - |
| 47,688 | - | - | 205 | 100 | 10,694 | 14,655 | - | - | - | - |
| 54,184 | - | - | - | - | 28,943 | 26,107 | - | - | - | - |
| 40,522 | - | - | - | - | 17,817 | 17,087 | - | - | - | - |
| 52,973 | - | - | 7,008 | 400 | 23,469 | 21,496 | - | - | - | - |
| 47,914 | - | - | - | - | 24,754 | 18,885 | - | - | - | - |
| 32,769 | - | - | - | - | 18,820 | 16,198 | - | - | - | - |
| 52,799 | - | - | 3,006 | 400 | 31,843 | 18,864 | - | - | 1,616 | 250 |
| 42,330 | - | - | 1,088 | 250 | 23,558 | 17,389 | - | - | 438 | 250 |
| 42,160 | - | - | - | - | 24,012 | 13,831 | - | - | - | - |
| 50,238 | - | - | - | - | 41,930 | 20,288 | - | - | - | - |
| 7,541 | - | - | - | - | 8,869 | 2,699 | - | - | - | - |
| 10,921 | - | - | - | - | 14,912 | 5,558 | - | - | - | - |
| 24,980 | - | - | 110 | 100 | 31,679 | 13,283 | - | - | 50 | 100 |
| 36,145 | - | - | 7 | 50 | 36,664 | 18,614 | - | - | - | - |
| 12,375 | - | - | - | - | 24,695 | 7,208 | - | - | - | - |
| 27,888 | - | - | 19,478 | 400 | 28,384 | 9,159 | - | - | - | - |
| 22,177 | - | - | - | - | 47,660 | 17,964 | - | - | - | - |
| 13,027 | - | - | 300 | 200 | 27,028 | 6,969 | - | - | 240 | 200 |
| 5,238 | - | - | - | - | - | - | - | - | - | - |
| 16,414 | - | - | - | - | 10,846 | 5,810 | - | - | - | - |
| 7,820 | - | - | - | - | 2,455 | 525 | - | - | - | - |
| 10,954 | - | - | - | - | 33,415 | 7,801 | - | - | - | - |
| 10,682 | - | - | - | - | 14,847 | 5,078 | - | - | - | - |
| 8,783 | - | - | - | - | 19,013 | 2,985 | - | - | - | - |
| 54,075 | - | - | 28,658 | 600 | 71,129 | 24,152 | - | - | 1,881 | 150 |
| 21,058 | - | - | - | - | 34,336 | 9,279 | - | - | - | - |
| 16,402 | - | - | - | - | 51,825 | 10,692 | - | - | - | - |
| 9,559 | - | - | - | - | 21,403 | 4,407 | - | - | - | - |
| 3,703 | - | - | - | - | - | - | - | - | - | - |
| 4,949 | 1,008 | 100 | - | - | 37,662 | 4,403 | - | - | - | - |
| - | - | - | - | - | - | - | - | - | - | - |
| 9,422 | 9,454 | 100 | - | - | 29,305 | 4,088 | - | - | - | - |
| 560 | 4,367 | 50 | - | - | - | - | - | - | - | - |
| 1,323 | 662 | 100 | - | - | 16,000 | 1,995 | 10,113 | 100 | - | - |
| 3,038 | 80,955 | 200 | - | - | - | - | - | - | - | - |
| 848,540 | - | - | 7,118 | 2,850 | 192,361 | 420,029 | - | - | 2,660 | 1,950 |

第1表-2 世帯の所得階級別、

| 所得階級別 | 世帯数 | 被保険者数 | 所得総額 | 年金収入額 | 分離譲渡所得金額 | 分離譲渡所得のある世帯数 | 旧ただし書方式による課税標準額 |
|-------------------|------------|------------|----------------|----------------|---------------|--------------|-----------------|
| | | | 千円 | 千円 | 千円 | | 千円 |
| 総数 | 18,331,950 | 29,080,250 | 23,481,989,710 | 16,180,738,835 | 1,414,039,705 | 188,850 | 18,897,732,372 |
| (再掲)特例対象被保険者のいる世帯 | 126,000 | 197,850 | 117,688,553 | 28,997,803 | 7,849,581 | 1,050 | 72,689,330 |
| 所得なし | 5,076,800 | 6,148,150 | - | 1,815,092,985 | 32,126 | 200 | - |
| ～30万円未満 | 1,428,800 | 1,956,300 | 220,905,234 | 960,505,492 | 795,798 | 7,200 | - |
| 30万円以上～40 " | 619,750 | 915,750 | 213,722,257 | 394,522,470 | 434,081 | 2,150 | 12,446,941 |
| 40 " ～50 " | 484,900 | 698,200 | 217,888,461 | 395,314,340 | 472,369 | 2,200 | 55,062,635 |
| 50 " ～60 " | 504,600 | 748,850 | 277,616,007 | 439,949,198 | 459,275 | 1,650 | 106,029,424 |
| 60 " ～70 " | 465,300 | 714,100 | 301,527,956 | 474,803,551 | 561,076 | 2,550 | 139,528,905 |
| 70 " ～80 " | 472,150 | 736,600 | 354,501,662 | 543,221,521 | 887,993 | 3,650 | 187,912,037 |
| 80 " ～90 " | 473,150 | 760,800 | 401,665,492 | 595,456,302 | 887,914 | 3,050 | 232,647,167 |
| 90 " ～100 " | 473,550 | 764,150 | 450,341,995 | 632,437,693 | 825,065 | 3,250 | 279,194,382 |
| 100 " ～110 " | 538,550 | 884,250 | 565,652,471 | 659,944,159 | 452,225 | 1,700 | 371,439,446 |
| 110 " ～120 " | 469,900 | 776,300 | 540,848,503 | 651,226,267 | 1,026,846 | 4,300 | 367,657,495 |
| 120 " ～130 " | 478,650 | 795,900 | 598,203,718 | 658,048,071 | 1,175,434 | 3,300 | 420,877,153 |
| 130 " ～140 " | 426,250 | 717,600 | 575,330,823 | 624,551,466 | 1,655,445 | 3,800 | 412,449,229 |
| 140 " ～150 " | 376,700 | 635,200 | 545,977,947 | 566,112,287 | 1,887,646 | 4,700 | 401,124,655 |
| 150 " ～160 " | 398,700 | 678,600 | 615,792,111 | 529,517,603 | 810,192 | 2,600 | 464,034,098 |
| 160 " ～170 " | 339,450 | 594,200 | 559,876,120 | 469,521,886 | 1,138,824 | 2,850 | 424,261,659 |
| 170 " ～180 " | 317,550 | 560,900 | 555,098,812 | 435,066,790 | 1,592,022 | 3,150 | 427,108,157 |
| 180 " ～190 " | 280,800 | 507,050 | 518,810,772 | 416,808,565 | 1,282,692 | 2,500 | 401,117,408 |
| 190 " ～200 " | 268,200 | 489,750 | 522,203,263 | 355,613,798 | 5,337,581 | 4,950 | 411,352,890 |
| 200 " ～210 " | 233,900 | 433,350 | 479,390,107 | 347,148,745 | 1,114,845 | 1,400 | 381,429,080 |
| 210 " ～220 " | 215,850 | 399,200 | 463,712,263 | 299,209,348 | 615,386 | 1,600 | 371,986,762 |
| 220 " ～230 " | 200,450 | 378,450 | 450,418,858 | 300,594,998 | 2,820,765 | 3,500 | 364,340,340 |
| 230 " ～240 " | 200,550 | 379,800 | 470,718,280 | 277,183,848 | 1,669,085 | 2,450 | 384,517,600 |
| 240 " ～250 " | 171,250 | 339,150 | 419,654,687 | 249,908,486 | 2,022,302 | 2,250 | 343,394,058 |
| 250 " ～260 " | 158,750 | 313,700 | 404,541,785 | 233,422,935 | 3,196,371 | 3,300 | 333,169,485 |
| 260 " ～270 " | 137,200 | 282,350 | 363,450,066 | 203,157,351 | 1,181,791 | 1,500 | 300,136,177 |
| 270 " ～280 " | 126,250 | 262,400 | 347,150,667 | 210,437,027 | 3,396,142 | 2,850 | 288,496,041 |
| 280 " ～290 " | 125,950 | 249,350 | 358,677,332 | 191,332,826 | 2,425,896 | 2,250 | 301,714,733 |
| 290 " ～300 " | 114,200 | 239,050 | 336,745,484 | 153,168,926 | 1,288,018 | 900 | 282,643,703 |
| 300 " ～350 " | 421,600 | 887,350 | 1,364,814,841 | 601,853,269 | 5,638,403 | 6,450 | 1,165,966,809 |
| 350 " ～400 " | 285,650 | 640,700 | 1,066,169,170 | 373,551,850 | 13,194,734 | 8,900 | 923,626,370 |
| 400 " ～450 " | 205,350 | 463,500 | 870,752,410 | 277,847,134 | 13,617,612 | 6,750 | 765,347,733 |
| 450 " ～500 " | 140,750 | 319,100 | 666,795,244 | 171,444,382 | 16,867,481 | 7,400 | 592,278,614 |
| 500 " ～600 " | 177,350 | 425,000 | 968,172,187 | 197,417,273 | 24,983,628 | 8,400 | 872,805,295 |
| 600 " ～700 " | 122,850 | 299,400 | 793,720,348 | 129,548,575 | 20,195,646 | 5,500 | 725,557,258 |
| 700 " ～800 " | 77,500 | 191,300 | 579,820,492 | 80,753,680 | 23,949,145 | 6,500 | 533,676,470 |
| 800 " ～900 " | 52,750 | 137,750 | 448,989,075 | 39,293,043 | 14,764,855 | 2,850 | 416,625,428 |
| 900 " ～1000 " | 39,200 | 106,250 | 372,642,192 | 28,539,505 | 26,025,034 | 3,900 | 347,400,266 |
| 1000 " ～1500 " | 112,100 | 297,850 | 1,345,626,062 | 100,123,600 | 139,832,507 | 15,650 | 1,273,335,009 |
| 1500 " ～ | 95,900 | 248,400 | 2,874,064,552 | 97,087,589 | 1,073,525,456 | 34,800 | 2,815,041,462 |
| 不詳 | 1,022,850 | 1,704,200 | - | - | - | - | - |

注) 1. 特例対象被保険者の所得は30/100軽減後の額を集計している。
 2. 「(再掲) 特例対象被保険者のいる世帯」の各項目は特例対象の国保被保険者がいる世帯単位で集計しているため、特例対象被保険者

保険料（税）賦課状況（市町村） 一般世帯

| 固定資産 税額 | 固定資産 税のある 世帯数 | 短期被保険者証等交付世帯数 | | 保険料（税）賦課経過措置適用世帯数 | | | | | | | |
|-------------|---------------------|---------------|--------------|-----------------------|-------------|--------------------|----------------------------|-------------------------------|---------------------------|-----|--|
| | | 短期被保 険者証 | 資 格 証 明 書 | 旧国保被 保険者合算 軽減のみ | 平等割 半額のみ | 平等割 1/4 軽減のみ | 旧国保被保険者 合算軽減 かつ平等割半額 | 旧国保被保険者 合算軽減かつ 平等割1/4軽減 | 被扶養者で あった者に 対する緩和措置 | その他 | |
| 千円 | | | | | | | | | | | |
| 235,129,800 | 2,578,250 | 855,050 | 163,300 | 523,400 | 502,000 | 76,450 | 693,850 | 113,550 | 79,400 | - | |
| 635,502 | 9,600 | 4,550 | 100 | 850 | 200 | - | 850 | 200 | 500 | - | |
| 22,369,539 | 396,200 | 161,850 | 23,600 | 289,200 | 253,900 | 35,650 | 494,050 | 79,600 | 56,950 | - | |
| 11,198,308 | 187,500 | 56,850 | 7,100 | 57,500 | 42,600 | 5,600 | 85,600 | 11,800 | 8,000 | - | |
| 5,033,482 | 79,400 | 26,300 | 4,500 | 23,300 | 20,300 | 1,650 | 22,200 | 3,950 | 3,500 | - | |
| 4,564,796 | 70,500 | 21,250 | 3,000 | 13,150 | 12,300 | 1,250 | 15,400 | 4,050 | 2,300 | - | |
| 4,888,309 | 78,050 | 24,250 | 3,800 | 17,050 | 11,200 | 2,450 | 14,350 | 2,050 | 1,250 | - | |
| 5,169,623 | 81,550 | 18,300 | 2,700 | 12,850 | 8,850 | 1,450 | 10,900 | 1,450 | 850 | - | |
| 5,111,653 | 81,850 | 19,300 | 2,250 | 10,450 | 7,550 | 1,100 | 9,800 | 1,200 | 450 | - | |
| 6,025,013 | 84,900 | 16,700 | 3,300 | 12,550 | 8,700 | 600 | 7,150 | 1,450 | 100 | - | |
| 5,659,281 | 85,600 | 17,500 | 2,950 | 11,700 | 8,250 | 750 | 7,750 | 1,750 | 400 | - | |
| 6,065,594 | 91,900 | 26,100 | 5,800 | 10,250 | 9,500 | 1,150 | 7,550 | 1,700 | 950 | - | |
| 5,537,036 | 80,450 | 24,900 | 3,450 | 9,500 | 7,100 | 1,550 | 4,950 | 800 | 200 | - | |
| 6,201,561 | 82,100 | 20,250 | 4,200 | 9,400 | 10,300 | 600 | 3,650 | 1,450 | 400 | - | |
| 5,657,829 | 75,050 | 16,300 | 2,800 | 5,400 | 9,250 | 1,700 | 2,650 | 200 | 250 | - | |
| 5,419,778 | 68,700 | 16,950 | 1,900 | 5,450 | 6,450 | 1,250 | 1,300 | 100 | 750 | - | |
| 5,261,092 | 67,150 | 23,100 | 3,400 | 6,000 | 9,500 | 2,250 | 350 | 200 | 200 | - | |
| 5,630,875 | 63,400 | 16,400 | 2,300 | 3,900 | 5,700 | 750 | 250 | - | 400 | - | |
| 5,181,339 | 53,650 | 14,250 | 3,550 | 3,050 | 4,650 | 950 | - | 100 | 100 | - | |
| 4,040,897 | 50,850 | 13,000 | 1,050 | 1,850 | 4,300 | 700 | 100 | - | - | - | |
| 4,165,382 | 44,150 | 13,500 | 1,500 | 1,600 | 5,150 | 1,400 | - | - | - | - | |
| 3,327,116 | 41,300 | 11,300 | 1,600 | 1,600 | 4,200 | 1,050 | - | - | - | - | |
| 3,466,720 | 38,500 | 13,150 | 1,900 | 1,450 | 2,550 | 700 | 500 | - | 50 | - | |
| 4,105,606 | 39,500 | 9,550 | 1,500 | 1,850 | 3,750 | 600 | 300 | - | - | - | |
| 3,793,084 | 39,100 | 9,750 | 1,600 | 950 | 2,300 | 700 | - | - | 150 | - | |
| 3,537,391 | 33,550 | 6,500 | 1,450 | 250 | 2,300 | 200 | - | - | - | - | |
| 3,423,570 | 32,000 | 5,600 | 550 | 650 | 2,250 | 600 | - | - | - | - | |
| 2,688,669 | 26,950 | 7,000 | 1,200 | 300 | 1,850 | 250 | - | 50 | - | - | |
| 2,928,999 | 26,200 | 4,450 | 350 | 150 | 1,550 | 200 | - | - | - | - | |
| 3,109,708 | 24,450 | 5,650 | 100 | 250 | 1,350 | 450 | - | - | 150 | - | |
| 2,443,588 | 25,550 | 4,950 | 400 | 300 | 1,500 | 500 | - | - | - | - | |
| 9,009,813 | 85,250 | 16,350 | 1,500 | 1,300 | 4,800 | 1,700 | 100 | - | 400 | - | |
| 7,320,639 | 58,950 | 9,250 | 500 | 300 | 4,050 | 900 | - | - | 100 | - | |
| 6,062,240 | 41,400 | 7,450 | 400 | 200 | 2,300 | 500 | - | - | - | - | |
| 4,976,847 | 30,550 | 5,300 | 100 | - | 1,350 | 200 | - | - | - | - | |
| 7,996,544 | 40,900 | 3,100 | 550 | - | 1,700 | 450 | - | - | - | - | |
| 4,592,318 | 25,050 | 1,800 | 200 | 50 | 2,200 | 500 | - | - | 450 | - | |
| 4,139,557 | 17,750 | 1,250 | 150 | - | 650 | 200 | - | - | - | - | |
| 3,732,215 | 13,200 | 800 | - | 100 | 350 | - | - | - | 100 | - | |
| 2,543,187 | 8,750 | 950 | - | - | 300 | 50 | - | - | 200 | - | |
| 11,667,076 | 26,650 | 600 | - | - | 1,600 | 800 | - | - | 100 | - | |
| 11,413,500 | 17,800 | 300 | - | - | 1,450 | 100 | - | - | - | - | |
| 5,670,028 | 61,950 | 182,950 | 66,100 | 9,550 | 12,100 | 3,000 | 4,950 | 1,650 | 650 | - | |

ではない被保険者に係る数値も含まれる。

第1表-2 世帯の所得階級別、

| 所得階級別 | 医療給付費分 | | | | | | | 保険料(税) 調定額 |
|-------------------|---------------------|-------------------|-----------|-------------------|----------------------|------------------|-----------|-------------------|
| | 保険料(税) 調定額 | 保険料(税) 軽減額 | 軽減 世帯数 | 賦課限度額 を超える額 | 賦課限度 額を越え る世帯数 | 減免等に よる額 | 減免 世帯数 | |
| 総数 | 千円 1,954,782,560 | 千円 298,676,228 | 9,906,950 | 千円 236,759,366 | 431,900 | 千円 14,820,367 | 631,600 | 千円 612,009,620 |
| (再掲)特例対象被保険者のいる世帯 | 9,481,622 | 2,286,717 | 80,500 | 743,525 | 1,150 | 85,690 | 6,350 | 2,952,613 |
| 所得なし | 102,779,796 | 140,761,420 | 4,394,250 | - | - | 2,007,868 | 185,050 | 31,647,185 |
| ～30万円未満 | 30,858,854 | 45,775,023 | 1,276,800 | 107 | 50 | 415,876 | 44,300 | 9,416,809 |
| 30万円以上～40 " | 18,003,041 | 18,029,063 | 542,050 | 845 | 100 | 175,756 | 22,000 | 5,515,953 |
| 40 " ～50 " | 18,392,965 | 12,718,866 | 425,300 | - | - | 189,898 | 23,250 | 5,630,953 |
| 50 " ～60 " | 24,324,321 | 12,341,944 | 442,100 | - | - | 193,946 | 19,750 | 7,509,257 |
| 60 " ～70 " | 27,626,909 | 9,918,881 | 405,350 | - | - | 286,322 | 23,650 | 8,526,423 |
| 70 " ～80 " | 32,162,293 | 9,839,135 | 411,500 | 3,690 | 50 | 298,848 | 21,950 | 9,916,782 |
| 80 " ～90 " | 37,003,172 | 8,785,319 | 325,350 | 15,239 | 100 | 281,670 | 22,250 | 11,440,942 |
| 90 " ～100 " | 41,815,877 | 7,610,181 | 276,700 | 1,335 | 50 | 315,222 | 21,750 | 12,945,872 |
| 100 " ～110 " | 53,878,150 | 6,327,721 | 258,650 | - | - | 484,043 | 27,050 | 16,650,921 |
| 110 " ～120 " | 51,493,112 | 4,585,836 | 237,150 | - | - | 401,939 | 18,300 | 15,936,699 |
| 120 " ～130 " | 55,708,279 | 4,426,806 | 236,750 | 20,728 | 100 | 478,463 | 19,200 | 17,359,172 |
| 130 " ～140 " | 53,534,749 | 3,219,712 | 177,200 | - | - | 418,951 | 16,000 | 16,593,579 |
| 140 " ～150 " | 51,063,991 | 2,151,781 | 112,750 | - | - | 320,288 | 12,400 | 15,870,361 |
| 150 " ～160 " | 57,249,819 | 1,413,012 | 59,150 | - | - | 724,437 | 18,700 | 17,806,030 |
| 160 " ～170 " | 51,735,922 | 1,069,273 | 42,800 | 1,943 | 50 | 473,941 | 16,050 | 16,111,186 |
| 170 " ～180 " | 50,489,553 | 919,115 | 38,400 | 8,221 | 100 | 587,513 | 13,400 | 15,655,507 |
| 180 " ～190 " | 47,041,190 | 648,696 | 24,850 | 344 | 50 | 254,622 | 9,500 | 14,717,415 |
| 190 " ～200 " | 47,216,263 | 550,599 | 19,700 | 6,848 | 150 | 173,239 | 7,100 | 14,627,234 |
| 200 " ～210 " | 42,905,835 | 426,281 | 14,450 | 10,306 | 150 | 299,171 | 5,350 | 13,227,435 |
| 210 " ～220 " | 40,624,302 | 413,543 | 13,700 | - | - | 445,772 | 6,800 | 12,488,599 |
| 220 " ～230 " | 39,359,180 | 400,857 | 13,650 | 30,325 | 200 | 299,189 | 4,450 | 12,254,986 |
| 230 " ～240 " | 41,252,124 | 203,683 | 6,450 | - | - | 215,390 | 4,100 | 12,836,918 |
| 240 " ～250 " | 36,829,526 | 180,259 | 6,350 | 694 | 50 | 131,553 | 2,450 | 11,489,705 |
| 250 " ～260 " | 34,898,651 | 204,726 | 5,750 | 13,771 | 200 | 272,694 | 2,850 | 10,698,782 |
| 260 " ～270 " | 31,382,558 | 179,854 | 4,900 | 5,569 | 250 | 199,393 | 3,200 | 9,707,314 |
| 270 " ～280 " | 29,796,291 | 132,728 | 3,800 | - | - | 237,414 | 3,950 | 9,233,535 |
| 280 " ～290 " | 30,400,023 | 79,776 | 2,250 | - | - | 119,767 | 1,150 | 9,366,987 |
| 290 " ～300 " | 28,838,529 | 84,524 | 2,550 | - | - | 216,576 | 2,550 | 8,883,068 |
| 300 " ～350 " | 113,360,778 | 301,790 | 7,550 | 30,282 | 550 | 1,032,963 | 8,450 | 35,014,962 |
| 350 " ～400 " | 87,622,722 | 132,444 | 3,300 | 68,774 | 650 | 659,472 | 8,400 | 27,140,465 |
| 400 " ～450 " | 70,780,209 | 60,909 | 1,750 | 66,187 | 1,300 | 185,581 | 3,350 | 21,821,753 |
| 450 " ～500 " | 53,447,201 | 37,039 | 700 | 212,427 | 2,550 | 178,336 | 1,700 | 16,391,152 |
| 500 " ～600 " | 76,847,536 | 25,291 | 350 | 931,122 | 18,900 | 474,070 | 4,300 | 23,819,230 |
| 600 " ～700 " | 60,050,086 | 17,608 | 350 | 3,291,233 | 47,400 | 426,860 | 3,300 | 19,052,227 |
| 700 " ～800 " | 40,158,043 | - | - | 5,565,849 | 55,400 | 76,508 | 1,350 | 13,001,096 |
| 800 " ～900 " | 27,923,514 | 23,478 | 300 | 7,522,020 | 46,200 | 200,508 | 1,350 | 9,439,278 |
| 900 " ～1000 " | 20,820,288 | 1,190 | 50 | 8,425,306 | 36,300 | 4,960 | 350 | 7,127,343 |
| 1000 " ～1500 " | 60,164,082 | 6,013 | 100 | 44,218,184 | 110,600 | 78,128 | 300 | 20,860,840 |
| 1500 " ～ | 51,291,231 | 11,032 | 200 | 156,002,844 | 94,950 | 47,429 | 600 | 17,895,088 |
| 不詳 | 83,651,593 | 4,660,822 | 111,650 | 10,305,175 | 15,450 | 535,794 | 19,650 | 26,380,575 |

保険料（税）賦課状況（市町村） — 一般世帯 — （続き）

| 後期高齢者支援金分 | | | | | 介護納付金分 | | | | | |
|---------------|----------------|----------------------|-------------|------------|---------------|---------------|----------------|----------------------|-------------|------------|
| 保険料(税) 軽減額 | 賦課限度額 を超える額 | 賦課限度 額を越え る世帯数 | 減免等によ る額 | 減 免 世帯数 | 保険料(税) 調定額 | 保険料(税) 軽減額 | 賦課限度額 を超える額 | 賦課限度 額を越え る世帯数 | 減免等によ る額 | 減 免 世帯数 |
| 千円 | 千円 | | 千円 | | 千円 | 千円 | 千円 | | 千円 | |
| 93,489,851 | 64,485,793 | 347,950 | 4,754,506 | 566,600 | 225,407,141 | 33,941,055 | 26,979,859 | 174,800 | 1,592,068 | 197,600 |
| 712,795 | 299,347 | 750 | 28,199 | 5,950 | 1,839,679 | 493,235 | 7,756 | 200 | 12,016 | 3,400 |
| 43,908,725 | - | - | 612,217 | 155,650 | 10,962,306 | 17,355,872 | 79 | 100 | 83,494 | 35,800 |
| 14,295,773 | - | - | 124,458 | 37,600 | 3,274,013 | 5,181,720 | 80 | 50 | 24,532 | 11,900 |
| 5,644,092 | 393 | 100 | 51,684 | 18,150 | 2,178,779 | 2,163,294 | 555 | 100 | 8,271 | 5,450 |
| 3,964,817 | - | - | 58,633 | 21,150 | 2,011,841 | 1,280,588 | - | - | 14,755 | 6,900 |
| 3,843,731 | - | - | 60,478 | 16,700 | 2,570,729 | 1,359,969 | - | - | 17,971 | 5,200 |
| 3,092,270 | - | - | 86,268 | 20,300 | 2,777,989 | 912,054 | - | - | 23,521 | 5,850 |
| 3,094,461 | 1,571 | 50 | 92,655 | 20,200 | 3,054,945 | 882,344 | - | - | 37,530 | 8,650 |
| 2,798,403 | - | - | 85,390 | 18,400 | 3,440,959 | 761,704 | - | - | 27,974 | 5,800 |
| 2,407,151 | 694 | 50 | 100,219 | 19,050 | 3,879,686 | 513,849 | 251 | 50 | 21,705 | 4,850 |
| 1,996,408 | - | - | 154,825 | 26,150 | 4,915,061 | 602,202 | - | - | 55,187 | 9,150 |
| 1,446,240 | - | - | 129,269 | 17,050 | 4,322,156 | 419,481 | - | - | 43,014 | 6,400 |
| 1,413,354 | 6,456 | 100 | 151,647 | 18,250 | 4,866,492 | 397,853 | - | - | 56,959 | 6,650 |
| 1,011,208 | - | - | 134,226 | 15,650 | 4,480,135 | 253,339 | - | - | 46,438 | 6,400 |
| 685,439 | - | - | 102,040 | 12,300 | 4,392,265 | 180,257 | - | - | 29,194 | 4,450 |
| 444,752 | - | - | 241,599 | 18,300 | 5,687,837 | 167,619 | - | - | 87,899 | 7,700 |
| 335,632 | - | - | 152,875 | 15,900 | 5,056,240 | 140,789 | - | - | 49,987 | 7,500 |
| 298,392 | - | - | 189,605 | 13,250 | 5,147,819 | 125,630 | - | - | 84,450 | 6,700 |
| 209,435 | - | - | 80,195 | 9,500 | 4,463,971 | 67,520 | - | - | 26,013 | 3,100 |
| 178,325 | - | - | 54,711 | 7,100 | 4,804,068 | 73,959 | - | - | 29,729 | 4,750 |
| 130,659 | 1,914 | 150 | 99,745 | 5,250 | 4,152,413 | 50,997 | - | - | 29,327 | 2,250 |
| 130,921 | - | - | 152,355 | 6,800 | 4,263,639 | 50,066 | - | - | 70,094 | 4,100 |
| 132,297 | 2,366 | 100 | 95,773 | 4,200 | 4,104,314 | 60,075 | - | - | 12,279 | 700 |
| 63,591 | - | - | 68,750 | 4,000 | 4,811,555 | 26,269 | - | - | 36,003 | 2,050 |
| 58,666 | - | - | 43,697 | 2,350 | 3,849,144 | 15,690 | - | - | 15,903 | 850 |
| 61,403 | 4,662 | 200 | 92,554 | 2,850 | 3,696,860 | 19,116 | 1,069 | 50 | 24,289 | 1,250 |
| 56,851 | - | - | 68,539 | 3,100 | 3,413,038 | 16,876 | 958 | 150 | 54,127 | 2,850 |
| 39,861 | - | - | 80,772 | 3,950 | 3,008,723 | 21,366 | - | - | 46,701 | 2,800 |
| 22,907 | - | - | 42,363 | 1,150 | 3,191,010 | 10,368 | - | - | 8,523 | 550 |
| 26,608 | - | - | 76,130 | 2,450 | 3,524,219 | 10,386 | - | - | 15,342 | 500 |
| 101,530 | 1,887 | 200 | 337,890 | 8,250 | 13,452,052 | 41,379 | - | - | 103,447 | 2,750 |
| 40,303 | 14,103 | 800 | 226,342 | 8,400 | 11,102,582 | 16,510 | 3,470 | 350 | 113,191 | 5,150 |
| 20,554 | 22,506 | 1,450 | 59,236 | 3,350 | 9,319,415 | 13,297 | 12,912 | 550 | 31,575 | 1,950 |
| 12,214 | 40,351 | 1,200 | 56,670 | 1,700 | 6,928,940 | 5,117 | 27,514 | 1,500 | 20,900 | 750 |
| 7,918 | 142,175 | 9,050 | 156,459 | 4,150 | 10,638,062 | 1,294 | 151,901 | 9,800 | 70,176 | 3,000 |
| 5,339 | 595,603 | 26,200 | 143,393 | 3,300 | 8,195,189 | 4,586 | 384,465 | 15,400 | 29,126 | 1,500 |
| - | 858,731 | 29,650 | 27,339 | 1,350 | 5,855,369 | - | 510,046 | 14,150 | 19,105 | 700 |
| 9,422 | 1,507,781 | 34,550 | 45,420 | 1,300 | 4,493,021 | 4,088 | 788,432 | 15,100 | 12,723 | 750 |
| 560 | 1,742,168 | 30,350 | 1,964 | 350 | 3,322,282 | - | 785,835 | 14,200 | - | - |
| 1,323 | 11,161,431 | 106,250 | 27,745 | 300 | 9,706,657 | 1,995 | 4,310,530 | 48,750 | 8,000 | 200 |
| 3,038 | 45,377,407 | 94,600 | 16,691 | 600 | 8,212,671 | - | 17,960,214 | 46,300 | 8,000 | 50 |
| 1,495,283 | 3,003,594 | 12,900 | 171,684 | 16,800 | 13,878,694 | 731,539 | 2,041,547 | 8,200 | 94,614 | 9,700 |

第1表-3 世帯の所得階級別、

| 所得階級別 | 世帯数 | 被保険者数 | 所得総額 | 年金収入額 | 分離譲渡所得金額 | 分離譲渡所得のある世帯数 | 旧ただし書方式による課税標準額 |
|-------------------|---------|---------|-------------|-------------|------------|--------------|-----------------|
| | | | 千円 | 千円 | 千円 | | 千円 |
| 総数 | 296,900 | 363,450 | 314,006,761 | 295,578,978 | 24,802,189 | 2,650 | 237,822,918 |
| (再掲)特例対象被保険者のいる世帯 | 650 | 850 | 725,748 | 420,099 | - | - | 525,544 |
| 所得なし | 58,000 | 60,850 | - | 20,945,944 | - | - | - |
| ～ 30万円未満 | 42,150 | 47,300 | 6,978,593 | 29,435,939 | - | - | - |
| 30万円以上～ 40 " | 15,650 | 17,550 | 5,408,040 | 11,589,119 | 6,812 | 50 | 340,717 |
| 40 " ～ 50 " | 13,600 | 16,300 | 6,098,943 | 12,140,764 | - | - | 1,557,854 |
| 50 " ～ 60 " | 13,950 | 16,050 | 7,672,634 | 12,886,219 | - | - | 2,995,454 |
| 60 " ～ 70 " | 13,650 | 16,700 | 8,836,113 | 14,936,374 | 30,800 | 50 | 4,208,302 |
| 70 " ～ 80 " | 13,950 | 17,100 | 10,437,998 | 16,782,475 | - | - | 5,571,748 |
| 80 " ～ 90 " | 14,050 | 17,100 | 11,971,266 | 17,809,120 | - | - | 7,187,242 |
| 90 " ～ 100 " | 9,400 | 11,000 | 8,918,515 | 13,318,798 | 2,533 | 50 | 5,763,116 |
| 100 " ～ 110 " | 10,100 | 13,700 | 10,587,616 | 12,844,202 | 1,674 | 50 | 6,756,814 |
| 110 " ～ 120 " | 9,400 | 12,050 | 10,757,921 | 12,029,807 | - | - | 7,362,811 |
| 120 " ～ 130 " | 9,150 | 12,050 | 11,386,629 | 13,555,578 | - | - | 8,092,116 |
| 130 " ～ 140 " | 7,500 | 9,800 | 10,097,844 | 10,797,864 | 24,615 | 50 | 7,536,472 |
| 140 " ～ 150 " | 5,800 | 7,650 | 8,364,319 | 8,044,997 | - | - | 6,245,101 |
| 150 " ～ 160 " | 4,650 | 6,450 | 7,196,116 | 6,665,193 | - | - | 5,392,118 |
| 160 " ～ 170 " | 4,850 | 6,300 | 7,984,683 | 7,210,810 | 127 | 100 | 6,254,098 |
| 170 " ～ 180 " | 3,850 | 5,600 | 6,713,320 | 6,631,107 | - | - | 5,145,820 |
| 180 " ～ 190 " | 4,600 | 6,350 | 8,476,927 | 7,292,028 | 78,680 | 50 | 6,714,560 |
| 190 " ～ 200 " | 3,600 | 5,450 | 6,990,633 | 5,551,395 | - | - | 5,690,993 |
| 200 " ～ 210 " | 3,000 | 4,400 | 6,149,550 | 5,061,170 | 3,600 | 200 | 5,110,050 |
| 210 " ～ 220 " | 2,150 | 3,400 | 4,623,285 | 3,705,473 | 31,635 | 150 | 3,688,767 |
| 220 " ～ 230 " | 2,100 | 3,450 | 4,748,884 | 3,711,745 | - | - | 4,023,626 |
| 230 " ～ 240 " | 2,600 | 3,600 | 6,096,739 | 3,827,742 | - | - | 5,110,658 |
| 240 " ～ 250 " | 2,600 | 4,200 | 6,369,165 | 4,924,816 | - | - | 5,444,858 |
| 250 " ～ 260 " | 1,450 | 2,000 | 3,681,607 | 2,458,760 | 1 | 50 | 3,145,665 |
| 260 " ～ 270 " | 1,450 | 2,200 | 3,849,653 | 3,060,061 | - | - | 3,248,653 |
| 270 " ～ 280 " | 1,050 | 1,400 | 2,887,898 | 1,746,995 | 162,414 | 100 | 2,511,634 |
| 280 " ～ 290 " | 1,300 | 1,700 | 3,671,305 | 2,410,058 | - | - | 3,242,305 |
| 290 " ～ 300 " | 1,000 | 1,300 | 2,942,950 | 1,684,546 | - | - | 2,513,950 |
| 300 " ～ 350 " | 5,250 | 8,300 | 17,116,027 | 7,906,016 | 89,697 | 500 | 14,768,416 |
| 350 " ～ 400 " | 3,050 | 4,050 | 11,372,601 | 4,924,820 | 281,532 | 100 | 10,231,937 |
| 400 " ～ 450 " | 1,750 | 2,600 | 7,380,893 | 2,270,989 | - | - | 6,594,558 |
| 450 " ～ 500 " | 850 | 1,500 | 4,096,233 | 700,060 | 96,562 | 50 | 3,799,233 |
| 500 " ～ 600 " | 1,850 | 2,650 | 10,064,010 | 2,105,631 | - | - | 9,258,510 |
| 600 " ～ 700 " | 350 | 650 | 2,330,061 | 571,581 | 1,205 | 50 | 2,199,284 |
| 700 " ～ 800 " | 900 | 1,400 | 6,896,198 | 1,098,796 | 1,743,267 | 300 | 6,500,198 |
| 800 " ～ 900 " | 650 | 850 | 5,589,917 | 399,994 | 818,150 | 150 | 5,319,294 |
| 900 " ～ 1000 " | 50 | 50 | 479,187 | 61,865 | 452,322 | 50 | 462,687 |
| 1000 " ～ 1500 " | 900 | 1,100 | 10,521,689 | 1,118,360 | 1,004,341 | 100 | 10,158,689 |
| 1500 " ～ | 1,100 | 1,900 | 38,260,802 | 1,361,768 | 19,972,223 | 450 | 37,674,608 |
| 不詳 | 3,600 | 5,400 | - | - | - | - | - |

注) 1. 特例対象被保険者の所得は30/100軽減後の額を集計している。

2. 「(再掲)特例対象被保険者のいる世帯」の各項目は特例対象の国保被保険者がいる世帯単位で集計しているため、特例対象被保険者

保険料（税）賦課状況（市町村） —退職世帯—

| 固定資産 税額 | 固定資産 税のある 世帯数 | 短期被保険者証等交付世帯数 | | 保険料（税）賦課経過措置適用世帯数 | | | | | | | | |
|------------|---------------------|---------------|------------|-----------------------|-------------|--------------------|----------------------------|-------------------------------|---------------------------|-----|---|---|
| | | 短期被保 険者証 | 資 格 証明書 | 旧国保被 保険者合算 軽減のみ | 平等割 半額のみ | 平等割 1/4 軽減のみ | 旧国保被保険者 合算軽減 かつ平等割半額 | 旧国保被保険者 合算軽減かつ 平等割1/4軽減 | 被扶養者で あった者に 対する緩和措置 | その他 | | |
| 千円 | | | | | | | | | | | | |
| 4,063,015 | 59,200 | 7,300 | 600 | 5,050 | 1,100 | 100 | 1,300 | 350 | - | - | - | - |
| 9,199 | 200 | - | - | 50 | - | - | - | - | - | - | - | - |
| 392,835 | 7,600 | 1,450 | 300 | 2,100 | 250 | - | 550 | - | - | - | - | - |
| 346,138 | 7,950 | 1,100 | 100 | 1,000 | 200 | - | 400 | - | - | - | - | - |
| 208,520 | 3,050 | 650 | - | 450 | - | - | - | 150 | - | - | - | - |
| 153,287 | 2,750 | 550 | - | 150 | - | - | 100 | - | - | - | - | - |
| 302,901 | 3,050 | 50 | 100 | 350 | - | 50 | 150 | - | - | - | - | - |
| 187,131 | 3,000 | 400 | - | - | - | - | - | - | - | - | - | - |
| 164,816 | 2,950 | 250 | 100 | 200 | 250 | - | 50 | - | - | - | - | - |
| 159,834 | 2,750 | 100 | - | 50 | - | - | - | - | - | - | - | - |
| 147,184 | 1,900 | 50 | - | 150 | - | - | 50 | - | - | - | - | - |
| 128,552 | 2,650 | 300 | - | 200 | - | - | - | 200 | - | - | - | - |
| 113,123 | 2,150 | 150 | - | 200 | - | - | - | - | - | - | - | - |
| 66,225 | 1,150 | 600 | - | 100 | 150 | - | - | - | - | - | - | - |
| 89,927 | 1,300 | 200 | - | 100 | - | - | - | - | - | - | - | - |
| 108,067 | 1,900 | 50 | - | - | 150 | - | - | - | - | - | - | - |
| 93,828 | 1,200 | - | - | - | - | - | - | - | - | - | - | - |
| 100,503 | 1,100 | - | - | - | 100 | 50 | - | - | - | - | - | - |
| 50,199 | 850 | 200 | - | - | - | - | - | - | - | - | - | - |
| 88,867 | 1,100 | - | - | - | - | - | - | - | - | - | - | - |
| 44,090 | 550 | 50 | - | - | - | - | - | - | - | - | - | - |
| 31,806 | 750 | 250 | - | - | - | - | - | - | - | - | - | - |
| 132,966 | 1,150 | 50 | - | - | - | - | - | - | - | - | - | - |
| 67,467 | 700 | 150 | - | - | - | - | - | - | - | - | - | - |
| 25,550 | 550 | 150 | - | - | - | - | - | - | - | - | - | - |
| 77,938 | 350 | 100 | - | - | - | - | - | - | - | - | - | - |
| 20,069 | 350 | - | - | - | - | - | - | - | - | - | - | - |
| 47,520 | 550 | - | - | - | - | - | - | - | - | - | - | - |
| 47,805 | 400 | 50 | - | - | - | - | - | - | - | - | - | - |
| 7,586 | 400 | 150 | - | - | - | - | - | - | - | - | - | - |
| 77,152 | 250 | - | - | - | - | - | - | - | - | - | - | - |
| 192,680 | 1,150 | 100 | - | - | - | - | - | - | - | - | - | - |
| 79,190 | 750 | - | - | - | - | - | - | - | - | - | - | - |
| 44,917 | 600 | - | - | - | - | - | - | - | - | - | - | - |
| 16,405 | 250 | - | - | - | - | - | - | - | - | - | - | - |
| 46,660 | 500 | - | - | - | - | - | - | - | - | - | - | - |
| 1,875 | 50 | - | - | - | - | - | - | - | - | - | - | - |
| 22,719 | 300 | - | - | - | - | - | - | - | - | - | - | - |
| 20,380 | 200 | - | - | - | - | - | - | - | - | - | - | - |
| 1,895 | 50 | - | - | - | - | - | - | - | - | - | - | - |
| 16,030 | 50 | - | - | - | - | - | - | - | - | - | - | - |
| 36,420 | 250 | - | - | - | - | - | - | - | - | - | - | - |
| 101,960 | 650 | 150 | - | - | - | - | - | - | - | - | - | - |

ではない被保険者に係る数値も含まれる。

第1表-3 世帯の所得階級別、

| 所得階級別 | 医療給付費分 | | | | | | | 保険料(税) 調定額 |
|-------------------|------------------|-----------------|-----------|-----------------|----------------------|---------------|-----------|-----------------|
| | 保険料(税) 調定額 | 保険料(税) 軽減額 | 軽減 世帯数 | 賦課限度額 を超える額 | 賦課限度 額を越え る世帯数 | 減免等によ る額 | 減免 世帯数 | |
| 総数 | 千円 24,187,381 | 千円 3,496,281 | 160,600 | 千円 2,712,400 | 6,400 | 千円 118,920 | 6,400 | 千円 7,566,478 |
| (再掲)特例対象被保険者のいる世帯 | 53,077 | 9,916 | 550 | - | - | - | - | 18,620 |
| 所得なし | 1,011,801 | 1,139,213 | 46,750 | 8,224 | 650 | 7,439 | 1,650 | 312,617 |
| ～30万円未満 | 745,514 | 946,177 | 35,500 | 1,028 | 250 | 2,123 | 800 | 228,644 |
| 30万円以上～40万円 | 360,306 | 296,868 | 13,000 | 1,114 | 150 | 38 | 150 | 112,569 |
| 40万円～50万円 | 471,550 | 255,155 | 11,950 | - | - | 2,605 | 300 | 146,158 |
| 50万円～60万円 | 603,181 | 231,609 | 11,400 | - | - | 4,228 | 300 | 180,980 |
| 60万円～70万円 | 747,006 | 164,900 | 10,550 | 297 | 50 | 3,827 | 500 | 232,384 |
| 70万円～80万円 | 859,228 | 173,510 | 10,400 | 11,868 | 400 | 907 | 100 | 265,196 |
| 80万円～90万円 | 1,065,818 | 86,522 | 5,300 | 492 | 100 | 17,527 | 300 | 327,564 |
| 90万円～100万円 | 791,800 | 26,678 | 2,550 | 6,117 | 100 | 14,648 | 550 | 249,177 |
| 100万円～110万円 | 916,400 | 55,422 | 3,900 | - | - | - | - | 293,022 |
| 110万円～120万円 | 962,528 | 37,181 | 3,050 | 3,458 | 100 | 10 | 150 | 305,536 |
| 120万円～130万円 | 979,028 | 39,818 | 3,350 | 16,000 | 450 | 11,659 | 450 | 309,708 |
| 130万円～140万円 | 853,400 | 19,099 | 1,500 | 874 | 100 | 10,455 | 50 | 269,575 |
| 140万円～150万円 | 710,528 | 6,195 | 200 | - | - | 1,253 | 150 | 220,539 |
| 150万円～160万円 | 623,946 | 1,044 | 100 | 4,011 | 100 | 2,100 | 150 | 192,287 |
| 160万円～170万円 | 713,318 | - | - | - | - | 127 | 50 | 227,876 |
| 170万円～180万円 | 559,922 | 600 | 100 | - | - | 8,330 | 250 | 176,273 |
| 180万円～190万円 | 689,083 | 5,179 | 250 | - | - | - | - | 215,225 |
| 190万円～200万円 | 579,148 | - | - | - | - | - | - | 185,858 |
| 200万円～210万円 | 490,671 | - | - | 2,736 | 200 | - | - | 151,219 |
| 210万円～220万円 | 414,946 | - | - | - | - | - | - | 120,794 |
| 220万円～230万円 | 389,079 | - | - | - | - | - | - | 118,956 |
| 230万円～240万円 | 521,031 | - | - | - | - | - | - | 160,692 |
| 240万円～250万円 | 562,341 | - | - | - | - | - | - | 158,148 |
| 250万円～260万円 | 283,271 | - | - | - | - | - | - | 85,643 |
| 260万円～270万円 | 308,597 | - | - | - | - | - | - | 101,751 |
| 270万円～280万円 | 232,329 | - | - | - | - | - | - | 67,602 |
| 280万円～290万円 | 254,216 | - | - | - | - | 14,670 | 400 | 82,299 |
| 290万円～300万円 | 238,847 | - | - | - | - | - | - | 73,343 |
| 300万円～350万円 | 1,471,653 | - | - | 2,721 | 100 | 215 | 50 | 441,479 |
| 350万円～400万円 | 908,952 | - | - | 6,701 | 100 | - | - | 295,129 |
| 400万円～450万円 | 542,029 | - | - | - | - | 16,760 | 50 | 152,433 |
| 450万円～500万円 | 306,043 | - | - | 9,275 | 100 | - | - | 94,579 |
| 500万円～600万円 | 695,816 | - | - | 7,572 | 150 | - | - | 212,374 |
| 600万円～700万円 | 154,982 | - | - | 33,517 | 250 | - | - | 50,731 |
| 700万円～800万円 | 416,651 | - | - | 14,983 | 300 | - | - | 148,953 |
| 800万円～900万円 | 281,809 | - | - | 104,009 | 650 | - | - | 94,531 |
| 900万円～1000万円 | 27,000 | - | - | 8,157 | 50 | - | - | 9,500 |
| 1000万円～1500万円 | 469,063 | - | - | 249,445 | 900 | - | - | 165,094 |
| 1500万円～ | 584,173 | - | - | 2,209,339 | 1,100 | - | - | 203,490 |
| 不詳 | 390,379 | 11,113 | 750 | 10,464 | 50 | - | - | 126,550 |

保険料（税）賦課状況（市町村） ー退職世帯ー（続き）

| 後期高齢者支援金分 | | | | | 介護納付金分 | | | | | |
|---------------|----------------|----------------------|-------------|------------|---------------|---------------|----------------|----------------------|-------------|------------|
| 保険料(税) 軽減額 | 賦課限度額 を超える額 | 賦課限度 額を越え る世帯数 | 減免等に よる額 | 減 免 世帯数 | 保険料(税) 調定額 | 保険料(税) 軽減額 | 賦課限度額 を超える額 | 賦課限度 額を越え る世帯数 | 減免等に よる額 | 減 免 世帯数 |
| 千円 | 千円 | | 千円 | | 千円 | 千円 | 千円 | | 千円 | |
| 1,099,189 | 860,556 | 5,450 | 39,268 | 6,000 | 7,100,230 | 1,210,668 | 756,806 | 3,950 | 35,353 | 5,750 |
| 4,330 | - | - | - | - | 18,102 | 4,543 | - | - | - | - |
| 357,884 | 1,026 | 150 | 2,579 | 1,550 | 424,130 | 411,967 | - | - | 3,212 | 1,550 |
| 293,277 | 318 | 100 | 762 | 700 | 285,851 | 315,349 | - | - | 833 | 600 |
| 93,255 | 620 | 150 | 15 | 150 | 131,920 | 103,846 | 817 | 250 | 15 | 150 |
| 78,850 | - | - | 889 | 300 | 153,401 | 84,007 | - | - | 1,177 | 300 |
| 70,144 | - | - | 1,197 | 300 | 182,112 | 73,727 | - | - | 791 | 150 |
| 53,637 | - | - | 1,373 | 500 | 238,331 | 59,867 | - | - | 1,293 | 500 |
| 55,911 | 2,976 | 400 | - | - | 263,568 | 60,084 | - | - | - | - |
| 29,347 | - | - | 4,666 | 200 | 333,084 | 34,253 | - | - | 2,616 | 200 |
| 8,910 | 1,814 | 100 | 4,540 | 550 | 235,665 | 9,972 | - | - | 4,598 | 550 |
| 18,875 | - | - | - | - | 280,355 | 20,000 | - | - | - | - |
| 11,956 | 1,217 | 100 | 3 | 150 | 272,097 | 11,636 | - | - | 3 | 150 |
| 13,283 | 4,348 | 450 | 4,294 | 450 | 266,334 | 11,411 | 5,262 | 400 | 2,850 | 450 |
| 6,022 | - | - | 3,225 | 50 | 239,799 | 5,118 | 790 | 100 | 3,315 | 50 |
| 1,767 | - | - | 486 | 150 | 204,294 | 1,713 | - | - | 481 | 150 |
| 580 | 2,151 | 100 | 705 | 150 | 184,586 | 660 | - | - | 705 | 150 |
| - | - | - | 67 | 50 | 212,859 | - | - | - | 54 | 50 |
| 240 | 12 | 50 | 2,810 | 250 | 165,136 | 440 | - | - | 2,145 | 250 |
| 1,734 | - | - | - | - | 196,713 | 1,235 | - | - | - | - |
| - | - | - | - | - | 178,139 | - | - | - | - | - |
| - | 860 | 200 | - | - | 136,024 | - | - | - | - | - |
| - | - | - | - | - | 108,475 | - | - | - | - | - |
| - | - | - | - | - | 108,773 | - | - | - | - | - |
| - | - | - | - | - | 115,812 | - | - | - | - | - |
| - | - | - | - | - | 134,793 | - | - | - | - | - |
| - | - | - | - | - | 70,055 | - | - | - | - | - |
| - | - | - | - | - | 96,797 | - | - | - | - | - |
| - | - | - | - | - | 52,257 | - | - | - | - | - |
| - | - | - | 5,088 | 400 | 72,173 | - | - | - | 4,834 | 400 |
| - | - | - | - | - | 69,794 | - | - | - | - | - |
| - | 2,436 | 100 | 113 | 50 | 393,079 | - | - | - | 92 | 50 |
| - | 332 | 100 | - | - | 279,096 | - | 251 | 50 | - | - |
| - | - | - | 6,457 | 50 | 134,882 | - | - | - | 6,337 | 50 |
| - | - | - | - | - | 74,394 | - | 1,608 | 100 | - | - |
| - | 3,834 | 200 | - | - | 181,764 | - | 2,971 | 300 | - | - |
| - | 789 | 100 | - | - | 52,597 | - | 609 | 50 | - | - |
| - | 25,528 | 500 | - | - | 75,538 | - | 14,905 | 300 | - | - |
| - | 26,290 | 550 | - | - | 75,177 | - | 20,072 | 550 | - | - |
| - | 3,950 | 50 | - | - | 8,000 | - | 4,535 | 50 | - | - |
| - | 37,669 | 900 | - | - | 124,114 | - | 17,217 | 700 | - | - |
| - | 741,415 | 1,100 | - | - | 174,372 | - | 687,772 | 1,100 | - | - |
| 3,518 | 2,974 | 50 | - | - | 113,892 | 5,383 | - | - | - | - |

第1表-4-1 世帯の所得階級別、保険料（税）

| 所得階級別 | 世帯数 | 被保険者数 | 所得総額 | 年金収入額 | 分離譲渡所得金額 | 分離譲渡所得のある世帯数 | 旧ただし書方式による課税標準額 |
|-------------------|------------|------------|----------------|----------------|---------------|--------------|-----------------|
| | | | 千円 | 千円 | 千円 | | 千円 |
| 総数 | 14,961,500 | 25,242,200 | 21,249,540,537 | 14,794,261,470 | 1,260,759,311 | 170,650 | 17,146,594,859 |
| (再掲)特例対象被保険者のいる世帯 | 97,500 | 164,650 | 99,502,979 | 27,712,214 | 7,849,581 | 1,050 | 63,486,834 |
| 所得なし | 3,405,500 | 4,334,500 | - | 1,041,578,223 | 32,126 | 200 | - |
| ～30万円未満 | 1,129,050 | 1,621,300 | 176,507,517 | 760,662,922 | 661,932 | 5,800 | - |
| 30万円以上～40 " | 502,600 | 784,050 | 173,398,749 | 337,413,389 | 407,887 | 2,050 | 10,019,769 |
| 40 " ～50 " | 403,700 | 610,500 | 181,416,903 | 356,160,268 | 470,783 | 1,750 | 45,465,933 |
| 50 " ～60 " | 424,350 | 660,700 | 233,428,939 | 401,036,088 | 416,878 | 1,450 | 88,261,042 |
| 60 " ～70 " | 397,100 | 639,850 | 257,531,593 | 443,161,646 | 404,530 | 1,750 | 118,428,853 |
| 70 " ～80 " | 412,950 | 673,100 | 309,941,511 | 518,904,311 | 616,760 | 3,100 | 162,719,785 |
| 80 " ～90 " | 421,650 | 705,300 | 357,987,690 | 572,330,390 | 886,017 | 2,900 | 205,980,531 |
| 90 " ～100 " | 411,950 | 697,500 | 391,542,258 | 602,248,782 | 466,011 | 2,450 | 240,815,483 |
| 100 " ～110 " | 464,550 | 803,450 | 487,902,751 | 634,799,077 | 397,640 | 1,650 | 317,840,693 |
| 110 " ～120 " | 412,800 | 715,000 | 475,206,770 | 630,318,040 | 962,106 | 3,450 | 320,590,428 |
| 120 " ～130 " | 417,250 | 727,800 | 521,577,524 | 634,955,077 | 1,041,846 | 2,950 | 364,788,612 |
| 130 " ～140 " | 370,900 | 654,150 | 500,742,359 | 600,142,377 | 1,030,813 | 3,350 | 356,461,847 |
| 140 " ～150 " | 334,350 | 590,200 | 484,546,997 | 549,941,477 | 1,294,825 | 3,750 | 354,000,035 |
| 150 " ～160 " | 345,300 | 614,850 | 533,400,708 | 511,266,048 | 303,766 | 2,100 | 399,533,558 |
| 160 " ～170 " | 302,250 | 551,900 | 498,475,167 | 461,677,296 | 1,071,793 | 2,600 | 375,483,626 |
| 170 " ～180 " | 280,050 | 520,700 | 489,629,860 | 426,839,240 | 1,444,480 | 2,800 | 373,850,655 |
| 180 " ～190 " | 253,700 | 480,100 | 468,834,539 | 413,252,168 | 999,127 | 2,100 | 359,979,568 |
| 190 " ～200 " | 239,450 | 456,050 | 466,248,417 | 350,966,926 | 4,095,622 | 4,150 | 365,605,748 |
| 200 " ～210 " | 210,500 | 405,350 | 431,426,253 | 340,058,911 | 914,686 | 1,200 | 341,351,346 |
| 210 " ～220 " | 197,350 | 375,150 | 423,943,921 | 299,115,130 | 428,031 | 1,650 | 338,828,128 |
| 220 " ～230 " | 182,950 | 355,650 | 411,170,874 | 298,716,328 | 2,918,682 | 3,550 | 331,063,481 |
| 230 " ～240 " | 185,300 | 360,950 | 434,921,316 | 274,401,688 | 1,669,085 | 2,450 | 354,219,378 |
| 240 " ～250 " | 159,550 | 324,450 | 391,047,733 | 253,669,706 | 1,780,812 | 2,150 | 318,769,128 |
| 250 " ～260 " | 144,200 | 295,650 | 367,564,078 | 234,886,831 | 2,195,691 | 2,950 | 301,421,130 |
| 260 " ～270 " | 127,750 | 269,050 | 338,442,377 | 204,834,718 | 1,134,291 | 1,400 | 278,702,720 |
| 270 " ～280 " | 115,550 | 246,550 | 317,750,823 | 208,508,620 | 3,077,191 | 2,750 | 263,473,496 |
| 280 " ～290 " | 116,850 | 237,700 | 332,702,598 | 191,260,356 | 2,315,546 | 2,150 | 278,793,923 |
| 290 " ～300 " | 105,800 | 224,700 | 312,000,789 | 153,005,803 | 1,065,106 | 800 | 261,408,426 |
| 300 " ～350 " | 391,600 | 840,550 | 1,267,909,216 | 605,614,492 | 5,322,223 | 7,050 | 1,080,295,603 |
| 350 " ～400 " | 263,150 | 602,700 | 981,801,411 | 374,929,965 | 10,917,204 | 8,100 | 849,179,381 |
| 400 " ～450 " | 191,150 | 442,050 | 810,439,925 | 276,160,428 | 13,781,049 | 6,600 | 710,759,075 |
| 450 " ～500 " | 130,700 | 301,250 | 619,588,222 | 167,202,452 | 14,493,563 | 6,500 | 549,809,152 |
| 500 " ～600 " | 162,600 | 400,150 | 887,764,066 | 195,006,702 | 20,359,974 | 7,200 | 798,735,425 |
| 600 " ～700 " | 114,250 | 283,750 | 738,142,003 | 129,427,009 | 18,447,241 | 5,150 | 674,068,556 |
| 700 " ～800 " | 71,600 | 180,700 | 535,800,143 | 79,076,766 | 20,801,085 | 5,950 | 492,470,753 |
| 800 " ～900 " | 48,000 | 128,100 | 407,829,751 | 38,679,626 | 14,750,017 | 2,900 | 377,977,628 |
| 900 " ～1000 " | 36,800 | 100,750 | 350,140,172 | 28,691,412 | 22,840,400 | 3,650 | 326,178,846 |
| 1000 " ～1500 " | 102,000 | 274,100 | 1,225,435,803 | 98,489,785 | 123,510,922 | 14,150 | 1,159,024,750 |
| 1500 " ～ | 89,300 | 234,350 | 2,655,398,813 | 94,870,998 | 961,031,569 | 32,000 | 2,600,238,371 |
| 不詳 | 885,100 | 1,517,550 | - | - | - | - | - |

注) 1. 特例対象被保険者の所得は30/100軽減後の額を集計している。
 2. 「(再掲)特例対象被保険者のいる世帯」の各項目は特例対象の国保被保険者がいる世帯単位で集計しているため、特例対象被保険者

賦課状況（市町村） — 全世界帯 — < 擬制世帯を除く >

| 固定資産 税額 | 固定資産 税のある 世帯数 | 短期被保険者証等交付世帯数 | | 保険料（税）賦課経過措置適用世帯数 | | | | | | | |
|-------------|---------------------|---------------|------------|-----------------------|-------------|--------------------|----------------------------|-------------------------------|---------------------------|-----|--|
| | | 短期被保 険者証 | 資 格 証明書 | 旧国保被 保険者合算 軽減のみ | 平等割 半額のみ | 平等割 1/4 軽減のみ | 旧国保被保険者 合算軽減 かつ平等割半額 | 旧国保被保険者 合算軽減かつ 平等割1/4軽減 | 被扶養者で あった者に 対する緩和措置 | その他 | |
| 千円 | | | | | | | | | | | |
| 222,660,039 | 2,384,500 | 789,200 | 155,150 | 156,500 | 49,150 | 10,850 | 67,800 | 16,400 | 500 | - | |
| 566,672 | 8,500 | 4,050 | 100 | 700 | 100 | - | 200 | - | - | - | |
| 18,785,433 | 316,300 | 140,450 | 21,950 | 44,050 | 2,250 | 400 | 20,250 | 6,750 | 200 | - | |
| 10,273,869 | 166,800 | 52,400 | 6,650 | 17,050 | 2,650 | 100 | 7,250 | 1,900 | - | - | |
| 4,862,972 | 72,200 | 24,500 | 4,450 | 8,700 | 500 | - | 3,450 | 700 | 50 | - | |
| 4,333,880 | 65,600 | 19,100 | 2,650 | 6,350 | 650 | 50 | 3,250 | 1,500 | - | - | |
| 4,830,895 | 73,950 | 21,350 | 3,900 | 8,200 | 1,050 | - | 4,850 | 700 | - | - | |
| 5,011,659 | 78,000 | 16,750 | 2,550 | 5,350 | 450 | - | 4,700 | 450 | - | - | |
| 4,948,542 | 78,800 | 18,000 | 2,200 | 6,300 | 800 | 100 | 4,750 | 350 | - | - | |
| 5,907,173 | 81,450 | 15,900 | 3,250 | 8,450 | 300 | - | 4,000 | 1,200 | - | - | |
| 5,544,102 | 81,050 | 16,750 | 2,900 | 8,400 | 800 | 50 | 4,000 | 800 | - | - | |
| 5,702,293 | 85,950 | 24,000 | 5,750 | 6,150 | 1,850 | 500 | 4,750 | 800 | - | - | |
| 5,379,530 | 76,900 | 23,050 | 3,300 | 6,250 | 700 | 100 | 2,050 | 500 | - | - | |
| 5,694,248 | 76,100 | 19,200 | 4,200 | 6,850 | 1,300 | 100 | 1,850 | 500 | 100 | - | |
| 5,598,009 | 71,800 | 15,500 | 2,350 | 2,250 | 1,750 | 550 | 1,850 | 150 | 50 | - | |
| 5,323,537 | 65,850 | 16,100 | 1,800 | 4,300 | 2,850 | 450 | 600 | 100 | - | - | |
| 5,122,830 | 64,350 | 21,050 | 3,200 | 3,350 | 3,200 | 1,000 | - | - | - | - | |
| 5,341,951 | 60,450 | 15,750 | 2,150 | 2,700 | 2,150 | 550 | - | - | - | - | |
| 4,790,651 | 52,350 | 13,950 | 3,400 | 2,200 | 1,500 | 550 | - | - | 100 | - | |
| 3,959,358 | 49,500 | 11,550 | 1,050 | 1,600 | 1,750 | 550 | 100 | - | - | - | |
| 4,034,293 | 42,500 | 12,650 | 1,500 | 900 | 1,650 | 500 | - | - | - | - | |
| 3,248,869 | 39,800 | 11,050 | 1,500 | 600 | 1,900 | 600 | - | - | - | - | |
| 3,401,307 | 37,050 | 12,600 | 1,900 | 950 | 1,200 | 200 | - | - | - | - | |
| 4,111,501 | 38,850 | 9,400 | 1,500 | 1,200 | 1,800 | 150 | - | - | - | - | |
| 3,658,450 | 37,900 | 9,500 | 1,550 | 700 | 800 | 400 | - | - | - | - | |
| 3,557,682 | 33,000 | 6,200 | 1,450 | 200 | 900 | 100 | - | - | - | - | |
| 3,363,326 | 31,100 | 5,550 | 450 | 250 | 1,600 | - | - | - | - | - | |
| 2,672,428 | 26,600 | 6,400 | 1,200 | 200 | 500 | 200 | - | - | - | - | |
| 2,710,692 | 24,950 | 4,350 | 350 | - | 800 | 100 | - | - | - | - | |
| 3,001,476 | 24,050 | 5,150 | 100 | 200 | 350 | 400 | - | - | - | - | |
| 2,459,221 | 24,650 | 4,950 | 400 | 150 | 1,000 | 150 | - | - | - | - | |
| 8,854,893 | 81,950 | 15,200 | 1,500 | 700 | 2,250 | 1,100 | 100 | - | - | - | |
| 6,956,322 | 56,200 | 8,600 | 500 | 50 | 2,350 | 300 | - | - | - | - | |
| 5,948,738 | 39,850 | 7,050 | 400 | 150 | 400 | 500 | - | - | - | - | |
| 4,792,045 | 29,200 | 5,200 | 100 | - | 250 | 100 | - | - | - | - | |
| 7,838,425 | 38,600 | 2,900 | 550 | - | 700 | 150 | - | - | - | - | |
| 4,411,686 | 24,200 | 1,800 | 200 | 50 | 1,100 | 150 | - | - | - | - | |
| 3,879,717 | 16,450 | 1,250 | 150 | - | 350 | 150 | - | - | - | - | |
| 3,499,622 | 12,500 | 600 | - | 100 | 150 | - | - | - | - | - | |
| 2,464,430 | 8,400 | 550 | - | - | 300 | 50 | - | - | - | - | |
| 11,139,195 | 24,900 | 1,000 | - | - | 600 | 350 | - | - | - | - | |
| 9,795,284 | 16,250 | 300 | - | - | 500 | - | - | - | - | - | |
| 5,449,506 | 58,150 | 171,600 | 62,150 | 1,600 | 1,200 | 150 | - | - | - | - | |

ではない被保険者に係る数値も含まれる。

第1表-4-1 世帯の所得階級別、保険料（税）

| 所得階級別 | 医療給付費分 | | | | | | | 保険料(税) 調定額 |
|-------------------|---------------------|-------------------|-----------|-------------------|----------------------|------------------|-----------|-------------------|
| | 保険料(税) 調定額 | 保険料(税) 軽減額 | 軽減 世帯数 | 賦課限度額 を超える額 | 賦課限度 額を越え る世帯数 | 減免等に よる額 | 減免 世帯数 | |
| 総数 | 千円 1,728,178,663 | 千円 271,862,698 | 8,572,500 | 千円 219,757,899 | 397,100 | 千円 11,272,010 | 483,000 | 千円 541,381,476 |
| (再掲)特例対象被保険者のいる世帯 | 7,568,486 | 2,190,002 | 75,800 | 680,030 | 950 | 66,166 | 4,750 | 2,351,023 |
| 所得なし | 56,560,843 | 120,073,406 | 3,391,450 | - | - | 477,913 | 89,300 | 17,259,583 |
| ～30万円未満 | 21,254,326 | 42,718,446 | 1,121,750 | - | - | 201,656 | 32,150 | 6,460,678 |
| 30万円以上～40 " | 13,537,942 | 17,238,361 | 499,550 | - | - | 80,640 | 16,250 | 4,139,838 |
| 40 " ～50 " | 14,677,104 | 12,357,389 | 400,000 | - | - | 114,899 | 18,250 | 4,487,156 |
| 50 " ～60 " | 19,943,007 | 12,014,814 | 420,000 | - | - | 142,491 | 17,150 | 6,138,435 |
| 60 " ～70 " | 23,395,885 | 9,724,880 | 391,750 | - | - | 232,316 | 22,000 | 7,195,697 |
| 70 " ～80 " | 27,880,803 | 9,749,718 | 402,650 | - | - | 257,476 | 19,750 | 8,600,954 |
| 80 " ～90 " | 32,971,219 | 8,697,869 | 318,400 | 15,239 | 100 | 248,503 | 19,550 | 10,190,710 |
| 90 " ～100 " | 36,497,731 | 7,504,119 | 268,400 | - | - | 269,024 | 19,950 | 11,310,147 |
| 100 " ～110 " | 46,794,997 | 6,250,026 | 253,500 | - | - | 393,584 | 24,150 | 14,494,420 |
| 110 " ～120 " | 45,620,697 | 4,548,424 | 233,650 | - | - | 353,845 | 17,400 | 14,143,714 |
| 120 " ～130 " | 49,004,528 | 4,383,416 | 234,250 | 20,728 | 100 | 458,341 | 18,750 | 15,297,229 |
| 130 " ～140 " | 46,986,468 | 3,170,918 | 174,550 | - | - | 376,288 | 14,200 | 14,587,802 |
| 140 " ～150 " | 45,963,037 | 2,131,266 | 111,250 | - | - | 217,843 | 10,750 | 14,260,889 |
| 150 " ～160 " | 50,441,712 | 1,323,082 | 54,800 | - | - | 553,388 | 16,200 | 15,651,151 |
| 160 " ～170 " | 46,665,988 | 1,059,864 | 41,600 | 1,943 | 50 | 433,392 | 15,050 | 14,563,027 |
| 170 " ～180 " | 45,035,192 | 896,772 | 37,450 | - | - | 579,068 | 13,450 | 14,002,471 |
| 180 " ～190 " | 42,871,750 | 653,343 | 24,850 | 344 | 50 | 254,622 | 9,500 | 13,437,300 |
| 190 " ～200 " | 42,639,581 | 534,491 | 18,950 | 3,786 | 50 | 168,869 | 7,000 | 13,204,795 |
| 200 " ～210 " | 38,926,999 | 386,550 | 13,350 | - | - | 295,046 | 5,300 | 12,007,356 |
| 210 " ～220 " | 37,342,751 | 380,270 | 12,800 | - | - | 380,783 | 5,700 | 11,485,739 |
| 220 " ～230 " | 36,220,889 | 369,750 | 12,500 | 26,054 | 100 | 285,336 | 4,300 | 11,276,872 |
| 230 " ～240 " | 38,409,362 | 199,996 | 6,200 | - | - | 175,355 | 3,600 | 11,951,927 |
| 240 " ～250 " | 34,606,526 | 180,759 | 6,300 | 694 | 50 | 122,363 | 2,350 | 10,756,393 |
| 250 " ～260 " | 31,943,671 | 195,687 | 5,200 | - | - | 267,949 | 2,800 | 9,802,783 |
| 260 " ～270 " | 29,373,091 | 172,158 | 4,650 | 306 | 150 | 196,903 | 3,050 | 9,093,559 |
| 270 " ～280 " | 27,398,330 | 133,954 | 3,700 | - | - | 233,964 | 3,800 | 8,479,097 |
| 280 " ～290 " | 28,343,121 | 76,879 | 2,100 | - | - | 106,392 | 1,200 | 8,714,454 |
| 290 " ～300 " | 26,889,246 | 78,315 | 2,300 | - | - | 82,939 | 1,800 | 8,254,471 |
| 300 " ～350 " | 105,971,461 | 268,643 | 6,650 | 18,733 | 450 | 895,902 | 7,850 | 32,732,099 |
| 350 " ～400 " | 81,055,184 | 105,997 | 2,450 | 58,014 | 400 | 573,320 | 7,850 | 25,163,803 |
| 400 " ～450 " | 66,167,315 | 55,589 | 1,700 | 63,751 | 1,100 | 171,111 | 3,300 | 20,371,135 |
| 450 " ～500 " | 49,754,203 | 37,039 | 700 | 116,731 | 2,200 | 223,133 | 2,000 | 15,274,353 |
| 500 " ～600 " | 70,627,982 | 21,388 | 300 | 812,710 | 16,500 | 471,470 | 4,100 | 21,915,204 |
| 600 " ～700 " | 56,265,752 | 17,608 | 350 | 3,154,653 | 45,250 | 216,719 | 2,850 | 17,832,187 |
| 700 " ～800 " | 37,124,004 | - | - | 5,218,134 | 51,350 | 76,508 | 1,350 | 12,096,078 |
| 800 " ～900 " | 25,485,987 | 23,478 | 300 | 6,777,401 | 41,850 | 139,121 | 1,150 | 8,618,544 |
| 900 " ～1000 " | 19,647,764 | 1,190 | 50 | 7,935,094 | 33,900 | 2,160 | 150 | 6,717,386 |
| 1000 " ～1500 " | 54,808,412 | 6,013 | 100 | 40,172,214 | 100,600 | - | - | 18,986,103 |
| 1500 " ～ | 47,790,868 | 11,032 | 200 | 145,299,540 | 88,450 | 47,429 | 600 | 16,679,632 |
| 不詳 | 75,282,937 | 4,109,798 | 91,800 | 10,061,831 | 14,400 | 493,951 | 17,100 | 23,746,307 |

賦課状況（市町村） — 全世帯 — < 擬制世帯を除く >（続き）

| 後期高齢者支援金分 | | | | | 介護納付金分 | | | | | |
|---------------|----------------|----------------------|-------------|------------|---------------|---------------|----------------|----------------------|-------------|------------|
| 保険料(税) 軽減額 | 賦課限度額 を超える額 | 賦課限度 額を越え る世帯数 | 減免等に よる額 | 減 免 世帯数 | 保険料(税) 調定額 | 保険料(税) 軽減額 | 賦課限度額 を超える額 | 賦課限度 額を越え る世帯数 | 減免等に よる額 | 減 免 世帯数 |
| 千円 | 千円 | | 千円 | | 千円 | 千円 | 千円 | | 千円 | |
| 85,154,621 | 59,765,792 | 321,250 | 3,637,109 | 425,700 | 198,325,039 | 30,582,583 | 25,310,242 | 160,100 | 1,418,200 | 178,600 |
| 684,735 | 279,375 | 550 | 21,421 | 4,350 | 1,474,098 | 466,899 | 462 | 100 | 9,735 | 3,000 |
| 37,464,663 | - | - | 136,482 | 65,300 | 6,598,461 | 14,466,412 | - | - | 51,642 | 27,600 |
| 13,342,262 | - | - | 58,657 | 25,850 | 2,390,722 | 4,967,466 | - | - | 19,620 | 10,600 |
| 5,398,427 | - | - | 22,993 | 12,800 | 1,700,669 | 2,097,852 | - | - | 7,485 | 5,100 |
| 3,853,691 | - | - | 34,844 | 16,200 | 1,619,693 | 1,272,391 | - | - | 14,989 | 6,800 |
| 3,744,061 | - | - | 43,020 | 14,100 | 2,102,245 | 1,343,909 | - | - | 13,150 | 4,550 |
| 3,035,251 | - | - | 70,567 | 18,900 | 2,364,341 | 920,637 | - | - | 19,794 | 5,700 |
| 3,064,750 | - | - | 79,957 | 17,900 | 2,641,546 | 906,199 | - | - | 34,481 | 7,700 |
| 2,776,108 | - | - | 74,928 | 16,250 | 3,085,841 | 772,360 | - | - | 22,557 | 4,800 |
| 2,376,192 | - | - | 85,980 | 17,400 | 3,350,382 | 509,287 | - | - | 17,930 | 4,400 |
| 1,975,747 | - | - | 126,502 | 23,250 | 4,084,524 | 600,143 | - | - | 50,813 | 8,600 |
| 1,434,277 | - | - | 113,718 | 16,250 | 3,684,542 | 418,670 | - | - | 33,556 | 5,850 |
| 1,401,009 | 6,456 | 100 | 145,362 | 17,800 | 4,205,548 | 396,442 | - | - | 57,334 | 7,100 |
| 999,999 | - | - | 121,672 | 13,850 | 3,816,091 | 245,294 | - | - | 42,882 | 6,000 |
| 678,788 | - | - | 73,995 | 10,650 | 3,872,693 | 178,682 | - | - | 20,029 | 3,750 |
| 416,468 | - | - | 185,038 | 15,800 | 4,974,201 | 150,991 | - | - | 62,293 | 6,650 |
| 332,576 | - | - | 140,856 | 14,900 | 4,521,994 | 138,510 | - | - | 43,828 | 7,150 |
| 291,897 | - | - | 186,701 | 13,300 | 4,509,202 | 121,039 | - | - | 82,593 | 6,750 |
| 211,667 | - | - | 80,195 | 9,500 | 4,126,120 | 68,686 | - | - | 26,013 | 3,100 |
| 173,253 | - | - | 53,651 | 7,000 | 4,300,972 | 70,099 | - | - | 29,729 | 4,750 |
| 118,493 | - | - | 98,730 | 5,200 | 3,745,998 | 44,642 | - | - | 29,327 | 2,250 |
| 119,549 | - | - | 129,619 | 5,700 | 3,758,916 | 47,950 | - | - | 67,489 | 3,450 |
| 122,378 | - | - | 91,357 | 4,050 | 3,632,846 | 53,398 | - | - | 12,279 | 700 |
| 62,559 | - | - | 55,780 | 3,500 | 4,455,244 | 25,577 | - | - | 23,173 | 1,800 |
| 58,718 | - | - | 40,322 | 2,250 | 3,542,565 | 15,692 | - | - | 12,548 | 750 |
| 58,241 | - | - | 89,114 | 2,800 | 3,310,476 | 17,151 | - | - | 20,449 | 1,200 |
| 54,303 | - | - | 67,729 | 2,950 | 3,099,645 | 15,442 | - | - | 53,302 | 2,700 |
| 40,363 | - | - | 79,662 | 3,800 | 2,704,202 | 21,769 | - | - | 45,726 | 2,650 |
| 22,311 | - | - | 37,322 | 1,200 | 2,971,705 | 9,710 | - | - | 6,081 | 750 |
| 24,682 | - | - | 31,710 | 1,700 | 3,210,656 | 8,657 | - | - | 10,047 | 450 |
| 89,819 | 1,488 | 100 | 300,224 | 7,750 | 12,432,390 | 38,082 | - | - | 92,899 | 2,650 |
| 31,501 | 11,029 | 500 | 198,676 | 7,850 | 10,105,284 | 11,610 | 989 | 150 | 90,117 | 4,850 |
| 18,723 | 22,484 | 1,400 | 57,513 | 3,300 | 8,559,286 | 12,342 | 12,912 | 550 | 30,352 | 1,900 |
| 12,214 | 16,831 | 950 | 71,694 | 2,000 | 6,375,670 | 5,117 | 9,384 | 1,300 | 46,183 | 1,150 |
| 6,613 | 136,990 | 8,500 | 155,619 | 3,950 | 9,610,834 | 709 | 135,253 | 8,500 | 69,516 | 2,800 |
| 5,339 | 558,525 | 24,850 | 71,488 | 2,850 | 7,373,569 | 4,586 | 339,265 | 14,100 | 29,126 | 1,500 |
| - | 808,761 | 28,250 | 27,339 | 1,350 | 5,300,763 | - | 479,508 | 13,100 | 19,105 | 700 |
| 9,422 | 1,348,885 | 31,750 | 22,488 | 1,100 | 4,040,534 | 4,088 | 702,671 | 13,800 | 11,510 | 650 |
| 560 | 1,641,560 | 28,100 | 864 | 150 | 3,091,633 | - | 729,297 | 13,200 | - | - |
| 1,323 | 10,029,524 | 96,300 | - | - | 8,857,044 | 1,995 | 3,844,718 | 44,250 | - | - |
| 3,038 | 42,250,859 | 88,100 | 16,691 | 600 | 7,699,474 | - | 17,061,773 | 43,350 | 8,000 | 50 |
| 1,323,388 | 2,932,400 | 12,350 | 158,050 | 14,650 | 12,496,518 | 598,995 | 1,994,471 | 7,800 | 90,254 | 8,700 |

第1表-4-2 世帯の所得階級別、保険料（税）

| 所得階級別 | 世帯数 | 被保険者数 | 所得総額 | 年金収入額 | 分離譲渡所得金額 | 分離譲渡所得のある世帯数 | 旧ただし書方式による課税標準額 |
|-------------------|-----------|-----------|---------------|---------------|-----------|--------------|-----------------|
| | | | 千円 | 千円 | 千円 | | 千円 |
| 総数 | 1,629,500 | 3,297,800 | 1,854,824,441 | 2,575,545,273 | 2,921,678 | 10,550 | 1,226,561,140 |
| (再掲)特例対象被保険者のいる世帯 | 20,350 | 33,900 | 20,946,588 | 7,046,957 | 11,982 | 50 | 12,151,303 |
| 所得なし | 6,900 | 9,450 | - | 2,249,653 | - | - | - |
| ～30万円未満 | 4,300 | 7,800 | 820,570 | 3,500,935 | - | - | - |
| 30万円以上～40 " | 8,750 | 20,050 | 2,947,313 | 7,095,997 | 15,050 | 50 | 75,697 |
| 40 " ～50 " | 4,500 | 9,100 | 2,058,038 | 4,212,852 | - | - | 323,692 |
| 50 " ～60 " | 10,550 | 20,450 | 5,829,324 | 8,194,036 | - | - | 1,661,052 |
| 60 " ～70 " | 137,600 | 145,500 | 89,101,269 | 46,263,466 | 112,817 | 600 | 43,005,690 |
| 70 " ～80 " | 170,850 | 181,500 | 128,983,777 | 120,042,492 | 448,386 | 2,050 | 71,712,973 |
| 80 " ～90 " | 113,300 | 139,550 | 95,770,998 | 157,937,950 | 243,490 | 950 | 56,546,652 |
| 90 " ～100 " | 101,200 | 163,250 | 95,517,292 | 125,148,781 | 21,602 | 450 | 58,064,087 |
| 100 " ～110 " | 164,700 | 327,450 | 173,882,265 | 319,453,722 | 64,461 | 450 | 111,258,170 |
| 110 " ～120 " | 198,450 | 404,450 | 228,464,823 | 426,334,866 | 257,375 | 750 | 151,384,824 |
| 120 " ～130 " | 206,600 | 428,500 | 258,510,892 | 446,891,058 | 173,544 | 900 | 176,766,366 |
| 130 " ～140 " | 160,900 | 347,250 | 217,218,893 | 421,372,402 | 485,557 | 1,600 | 151,078,900 |
| 140 " ～150 " | 101,800 | 236,500 | 146,405,172 | 253,000,733 | 653,415 | 1,400 | 103,536,389 |
| 150 " ～160 " | 47,800 | 145,050 | 73,739,575 | 72,357,509 | 15,137 | 250 | 51,054,541 |
| 160 " ～170 " | 37,350 | 120,400 | 61,459,648 | 38,621,024 | 97,009 | 250 | 44,095,499 |
| 170 " ～180 " | 33,950 | 114,300 | 59,373,059 | 34,084,111 | 100,613 | 200 | 42,536,097 |
| 180 " ～190 " | 21,000 | 75,050 | 38,864,243 | 33,986,300 | 66,883 | 350 | 27,497,948 |
| 190 " ～200 " | 15,700 | 61,400 | 30,504,571 | 16,257,481 | 66,916 | 200 | 22,817,161 |
| 200 " ～210 " | 11,650 | 47,700 | 23,813,508 | 6,799,100 | 99,424 | 100 | 18,080,602 |
| 210 " ～220 " | 10,650 | 46,200 | 22,884,272 | 2,498,338 | - | - | 17,827,137 |
| 220 " ～230 " | 10,650 | 45,550 | 23,876,301 | 4,092,389 | - | - | 18,277,488 |
| 230 " ～240 " | 4,350 | 20,400 | 10,209,028 | 3,649,486 | - | - | 8,105,375 |
| 240 " ～250 " | 5,450 | 24,800 | 13,396,304 | 7,457,169 | - | - | 10,051,129 |
| 250 " ～260 " | 3,400 | 16,950 | 8,687,458 | 2,526,338 | - | - | 6,809,653 |
| 260 " ～270 " | 3,450 | 17,400 | 9,142,793 | 1,027,158 | - | - | 7,347,275 |
| 270 " ～280 " | 2,350 | 12,350 | 6,432,247 | 1,540,486 | - | - | 5,245,185 |
| 280 " ～290 " | 1,100 | 5,400 | 3,132,857 | 793,746 | - | - | 2,427,112 |
| 290 " ～300 " | 1,500 | 8,050 | 4,428,725 | 1,443,050 | - | - | 3,509,830 |
| 300 " ～350 " | 2,900 | 14,350 | 9,297,133 | 4,441,937 | - | - | 7,245,669 |
| 350 " ～400 " | 1,150 | 6,100 | 4,229,697 | 1,664,388 | - | - | 3,269,300 |
| 400 " ～450 " | 900 | 1,800 | 3,890,003 | 3,760 | - | - | 3,379,503 |
| 450 " ～500 " | 300 | 1,200 | 1,374,066 | 520,515 | - | - | 1,077,066 |
| 500 " ～600 " | 50 | 500 | 252,750 | 28,380 | - | - | 200,500 |
| 600 " ～700 " | 50 | 150 | 325,576 | 53,665 | - | - | 292,576 |
| 700 " ～800 " | - | - | - | - | - | - | - |
| 800 " ～900 " | - | - | - | - | - | - | - |
| 900 " ～1000 " | - | - | - | - | - | - | - |
| 1000 " ～1500 " | - | - | - | - | - | - | - |
| 1500 " ～ | - | - | - | - | - | - | - |
| 不詳 | 23,400 | 71,900 | - | - | - | - | - |

注) 1. 特例対象被保険者の所得は30/100軽減後の額を集計している。
 2. 「(再掲) 特例対象被保険者のいる世帯」の各項目は特例対象の国保被保険者がいる世帯単位で集計しているため、特例対象被保険者

賦課状況（市町村） — 全世界帯 — < 擬制世帯を除く >

（再掲） 2割軽減世帯

| 固定資産 税額 | 固定資産 税のある 世帯数 | 短期被保険者証等交付世帯数 | | 保険料（税）賦課経過措置適用世帯数 | | | | | | |
|------------|---------------------|---------------|------------|-----------------------|-------------|--------------------|----------------------------|-------------------------------|---------------------------|-----|
| | | 短期被保 険者証 | 資 格 証明書 | 旧国保被 保険者合算 軽減のみ | 平等割 半額のみ | 平等割 1/4 軽減のみ | 旧国保被保険者 合算軽減 かつ平等割半額 | 旧国保被保険者 合算軽減かつ 平等割1/4軽減 | 被扶養者で あった者に 対する緩和措置 | その他 |
| 千円 | | | | | | | | | | |
| 23,370,886 | 321,950 | 67,750 | 9,850 | 40,650 | 2,650 | 150 | 14,450 | 2,700 | 100 | - |
| 89,970 | 1,550 | 1,000 | - | 150 | - | - | 50 | - | - | - |
| 47,959 | 650 | 900 | - | 750 | - | 100 | 600 | 100 | - | - |
| 78,535 | 1,100 | 200 | - | 1,200 | - | - | 200 | - | - | - |
| 167,405 | 2,450 | - | - | 400 | - | - | 600 | - | - | - |
| 117,693 | 1,600 | 350 | - | - | 100 | - | - | 50 | - | - |
| 214,721 | 3,150 | 650 | - | 500 | - | - | 550 | - | - | - |
| 1,067,236 | 16,150 | 9,750 | 2,250 | 500 | 50 | - | 150 | - | - | - |
| 1,415,686 | 23,100 | 10,000 | 1,700 | 950 | - | 50 | 900 | - | - | - |
| 1,578,643 | 22,100 | 3,150 | 350 | 1,650 | - | - | 400 | 50 | - | - |
| 1,294,121 | 18,900 | 3,000 | 850 | 2,450 | 150 | - | 950 | 550 | - | - |
| 2,329,669 | 36,350 | 5,350 | 500 | 2,950 | 900 | - | 3,550 | 700 | - | - |
| 3,086,541 | 46,050 | 6,200 | 550 | 4,600 | 50 | - | 2,050 | 500 | - | - |
| 3,391,022 | 44,650 | 3,750 | 800 | 4,550 | 650 | - | 1,850 | 500 | 100 | - |
| 3,008,062 | 39,550 | 1,550 | 200 | 2,100 | 700 | - | 1,850 | 150 | - | - |
| 1,823,961 | 24,250 | 3,050 | 200 | 3,450 | 50 | - | 600 | 100 | - | - |
| 770,711 | 9,450 | 3,000 | 150 | 3,050 | - | - | - | - | - | - |
| 677,139 | 6,850 | 3,350 | 200 | 2,500 | - | - | - | - | - | - |
| 555,842 | 6,050 | 2,650 | 300 | 2,100 | - | - | - | - | - | - |
| 311,337 | 4,400 | 2,250 | - | 1,400 | - | - | 100 | - | - | - |
| 161,111 | 2,050 | 1,450 | 150 | 750 | - | - | - | - | - | - |
| 154,624 | 1,850 | 900 | 200 | 450 | - | - | - | - | - | - |
| 208,415 | 2,200 | 1,050 | 150 | 550 | - | - | - | - | - | - |
| 103,207 | 1,150 | 1,550 | 200 | 1,000 | - | - | - | - | - | - |
| 50,712 | 550 | 700 | 50 | 650 | - | - | - | - | - | - |
| 72,218 | 850 | 200 | 200 | 200 | - | - | - | - | - | - |
| 65,530 | 600 | 450 | - | 250 | - | - | - | - | - | - |
| 71,315 | 550 | 850 | 50 | 200 | - | - | - | - | - | - |
| 78,629 | 750 | 100 | - | - | - | - | - | - | - | - |
| 18,315 | 250 | 250 | - | 200 | - | - | - | - | - | - |
| 28,590 | 350 | 50 | - | 150 | - | - | - | - | - | - |
| 85,800 | 800 | - | - | 300 | - | - | 100 | - | - | - |
| 19,130 | 150 | - | - | - | - | - | - | - | - | - |
| 13,215 | 100 | - | - | 50 | - | - | - | - | - | - |
| 18,810 | 100 | - | - | - | - | - | - | - | - | - |
| - | - | - | - | - | - | - | - | - | - | - |
| 1,255 | 50 | - | - | 50 | - | - | - | - | - | - |
| - | - | - | - | - | - | - | - | - | - | - |
| - | - | - | - | - | - | - | - | - | - | - |
| - | - | - | - | - | - | - | - | - | - | - |
| - | - | - | - | - | - | - | - | - | - | - |
| - | - | - | - | - | - | - | - | - | - | - |
| 283,727 | 2,800 | 1,050 | 800 | 750 | - | - | - | - | - | - |

ではない被保険者に係る数値も含まれる。

第1表-4-2 世帯の所得階級別、保険料（税）

| 所得階級別 | 医療給付費分 | | | | | | | 保険料(税) 調定額 |
|-------------------|-------------------|------------------|-----------|----------------|----------------------|-----------------|-----------|------------------|
| | 保険料(税) 調定額 | 保険料(税) 軽減額 | 軽減 世帯数 | 賦課限度額 を超える額 | 賦課限度 額を越え る世帯数 | 減免等によ る額 | 減免 世帯数 | |
| 総数 | 千円 186,034,047 | 千円 22,496,170 | 1,629,500 | 千円 24,514 | 150 | 千円 1,572,836 | 81,100 | 千円 57,920,762 |
| (再掲)特例対象被保険者のいる世帯 | 1,892,475 | 245,617 | 20,350 | - | - | 17,677 | 900 | 587,282 |
| 所得なし | 319,108 | 73,501 | 6,900 | - | - | 382 | 200 | 100,722 |
| ～30万円未満 | 233,664 | 54,512 | 4,300 | - | - | - | - | 71,378 |
| 30万円以上～40 " | 568,343 | 133,021 | 8,750 | - | - | 3,587 | 200 | 172,279 |
| 40 " ～50 " | 309,169 | 63,296 | 4,500 | - | - | - | - | 93,010 |
| 50 " ～60 " | 727,288 | 139,389 | 10,550 | - | - | 2,919 | 600 | 232,381 |
| 60 " ～70 " | 8,397,294 | 1,243,775 | 137,600 | - | - | 75,896 | 7,200 | 2,555,706 |
| 70 " ～80 " | 11,704,020 | 1,544,360 | 170,850 | - | - | 84,793 | 7,250 | 3,594,180 |
| 80 " ～90 " | 8,921,025 | 1,114,153 | 113,300 | - | - | 73,506 | 4,850 | 2,708,807 |
| 90 " ～100 " | 9,358,020 | 1,195,791 | 101,200 | - | - | 34,051 | 4,800 | 2,897,469 |
| 100 " ～110 " | 17,505,990 | 2,244,890 | 164,700 | - | - | 156,060 | 8,350 | 5,430,297 |
| 110 " ～120 " | 22,735,945 | 2,741,789 | 198,450 | - | - | 107,817 | 6,850 | 7,106,178 |
| 120 " ～130 " | 25,240,760 | 2,903,964 | 206,600 | 20,728 | 100 | 218,381 | 11,000 | 7,902,740 |
| 130 " ～140 " | 20,787,022 | 2,340,573 | 160,900 | - | - | 197,043 | 7,950 | 6,480,976 |
| 140 " ～150 " | 14,328,045 | 1,569,963 | 101,800 | - | - | 52,735 | 3,400 | 4,466,877 |
| 150 " ～160 " | 7,413,710 | 903,850 | 47,800 | - | - | 103,044 | 3,350 | 2,327,399 |
| 160 " ～170 " | 6,374,191 | 756,693 | 37,350 | - | - | 46,098 | 1,950 | 1,982,342 |
| 170 " ～180 " | 5,879,991 | 684,222 | 33,950 | - | - | 105,329 | 2,850 | 1,851,456 |
| 180 " ～190 " | 3,753,077 | 440,039 | 21,000 | - | - | 44,128 | 1,350 | 1,189,704 |
| 190 " ～200 " | 3,185,121 | 357,077 | 15,700 | 3,786 | 50 | 23,479 | 1,050 | 1,012,530 |
| 200 " ～210 " | 2,512,675 | 276,764 | 11,650 | - | - | 4,920 | 250 | 768,697 |
| 210 " ～220 " | 2,383,651 | 268,154 | 10,650 | - | - | 26,840 | 800 | 726,962 |
| 220 " ～230 " | 2,356,882 | 259,575 | 10,650 | - | - | 42,681 | 1,100 | 766,891 |
| 230 " ～240 " | 1,089,423 | 127,663 | 4,350 | - | - | - | - | 340,585 |
| 240 " ～250 " | 1,296,389 | 144,108 | 5,450 | - | - | 15,282 | 600 | 414,307 |
| 250 " ～260 " | 865,339 | 94,325 | 3,400 | - | - | - | - | 258,493 |
| 260 " ～270 " | 937,727 | 98,752 | 3,450 | - | - | 36,880 | 450 | 295,750 |
| 270 " ～280 " | 655,199 | 66,384 | 2,350 | - | - | - | - | 193,715 |
| 280 " ～290 " | 285,434 | 27,364 | 1,100 | - | - | - | - | 85,821 |
| 290 " ～300 " | 451,672 | 42,105 | 1,500 | - | - | - | - | 132,376 |
| 300 " ～350 " | 824,967 | 80,302 | 2,900 | - | - | 32,353 | 100 | 260,829 |
| 350 " ～400 " | 393,069 | 34,920 | 1,150 | - | - | - | - | 119,029 |
| 400 " ～450 " | 299,982 | 11,966 | 900 | - | - | 3,897 | 400 | 107,131 |
| 450 " ～500 " | 103,545 | 6,186 | 300 | - | - | - | - | 28,559 |
| 500 " ～600 " | 24,983 | 2,296 | 50 | - | - | - | - | 9,500 |
| 600 " ～700 " | 24,320 | 1,060 | 50 | - | - | - | - | 8,055 |
| 700 " ～800 " | - | - | - | - | - | - | - | - |
| 800 " ～900 " | - | - | - | - | - | - | - | - |
| 900 " ～1000 " | - | - | - | - | - | - | - | - |
| 1000 " ～1500 " | - | - | - | - | - | - | - | - |
| 1500 " ～ | - | - | - | - | - | - | - | - |
| 不詳 | 3,787,009 | 449,389 | 23,400 | - | - | 80,735 | 4,200 | 1,227,632 |

賦課状況（市町村） — 全世帯 — < 擬制世帯を除く >（続き）

（再掲） 2割軽減世帯

| 後期高齢者支援金分 | | | | | 介護納付金分 | | | | | |
|---------------|----------------|------------------|---------|------------|---------------|---------------|----------------|------------------|---------|------------|
| 保険料(税) 軽減額 | 賦課限度額 を超える額 | 賦課限度額 を超える世帯数 | 減免等による額 | 減 免 世帯数 | 保険料(税) 調定額 | 保険料(税) 軽減額 | 賦課限度額 を超える額 | 賦課限度額 を超える世帯数 | 減免等による額 | 減 免 世帯数 |
| 千円 | 千円 | | 千円 | | 千円 | 千円 | 千円 | | 千円 | |
| 7,096,332 | 7,241 | 200 | 504,669 | 76,450 | 16,072,914 | 2,297,501 | - | - | 192,012 | 30,650 |
| 76,636 | - | - | 6,573 | 900 | 389,330 | 54,302 | - | - | 4,336 | 900 |
| 23,302 | - | - | 121 | 200 | 42,413 | 10,234 | - | - | - | - |
| 17,004 | - | - | - | - | 19,933 | 4,989 | - | - | - | - |
| 40,222 | - | - | 1,005 | 200 | 73,501 | 17,817 | - | - | 451 | 200 |
| 19,085 | - | - | - | - | 40,812 | 8,622 | - | - | - | - |
| 45,201 | - | - | 877 | 500 | 121,324 | 24,238 | - | - | - | - |
| 380,994 | - | - | 25,905 | 7,200 | 1,299,264 | 208,366 | - | - | 11,147 | 2,900 |
| 476,099 | - | - | 26,291 | 6,400 | 1,417,662 | 204,928 | - | - | 16,979 | 3,450 |
| 342,953 | - | - | 22,464 | 4,250 | 649,703 | 100,429 | - | - | 5,577 | 950 |
| 372,712 | - | - | 10,064 | 3,900 | 966,022 | 149,755 | - | - | 4,200 | 1,450 |
| 702,274 | - | - | 48,211 | 8,050 | 1,283,587 | 203,040 | - | - | 18,761 | 2,650 |
| 868,292 | - | - | 32,146 | 6,500 | 1,372,193 | 218,605 | - | - | 8,808 | 2,050 |
| 922,730 | 6,456 | 100 | 71,557 | 10,750 | 1,648,606 | 242,813 | - | - | 17,033 | 3,700 |
| 737,876 | - | - | 61,595 | 7,700 | 866,425 | 157,200 | - | - | 14,221 | 2,900 |
| 498,376 | - | - | 18,071 | 3,300 | 708,001 | 118,781 | - | - | 5,218 | 650 |
| 290,314 | - | - | 34,364 | 3,150 | 796,080 | 103,077 | - | - | 22,955 | 1,900 |
| 240,664 | - | - | 15,271 | 1,950 | 857,323 | 102,595 | - | - | 9,580 | 1,550 |
| 222,505 | - | - | 34,443 | 2,800 | 764,523 | 91,752 | - | - | 17,292 | 1,950 |
| 144,960 | - | - | 14,250 | 1,350 | 349,894 | 46,896 | - | - | 375 | 150 |
| 115,413 | - | - | 8,562 | 1,050 | 421,452 | 45,178 | - | - | 1,896 | 800 |
| 86,249 | - | - | 1,553 | 250 | 315,297 | 32,117 | - | - | - | - |
| 82,870 | - | - | 9,374 | 800 | 352,288 | 32,945 | - | - | 8,734 | 800 |
| 86,626 | - | - | 14,297 | 1,100 | 309,953 | 29,809 | - | - | 375 | 150 |
| 40,447 | - | - | - | - | 145,453 | 13,933 | - | - | - | - |
| 47,469 | - | - | 5,111 | 600 | 147,084 | 14,464 | - | - | 525 | 150 |
| 28,927 | - | - | - | - | 85,191 | 7,673 | - | - | - | - |
| 31,832 | - | - | 13,503 | 450 | 100,260 | 8,557 | - | - | 10,309 | 450 |
| 19,666 | - | - | - | - | 102,694 | 8,289 | - | - | - | - |
| 8,341 | - | - | - | - | 27,585 | 2,710 | - | - | - | - |
| 12,399 | - | - | - | - | 70,730 | 4,562 | - | - | - | - |
| 25,447 | - | - | 8,502 | 100 | 76,273 | 7,047 | - | - | 6,698 | 100 |
| 11,051 | 230 | 50 | - | - | 39,653 | 3,877 | - | - | - | - |
| 4,151 | - | - | 1,383 | 400 | 52,115 | 2,606 | - | - | - | - |
| 1,882 | - | - | - | - | 11,066 | 710 | - | - | - | - |
| 960 | 555 | 50 | - | - | 6,915 | 384 | - | - | - | - |
| 390 | - | - | - | - | 730 | 183 | - | - | - | - |
| - | - | - | - | - | - | - | - | - | - | - |
| - | - | - | - | - | - | - | - | - | - | - |
| - | - | - | - | - | - | - | - | - | - | - |
| - | - | - | - | - | - | - | - | - | - | - |
| - | - | - | - | - | - | - | - | - | - | - |
| 146,648 | - | - | 25,747 | 3,500 | 530,914 | 68,321 | - | - | 10,879 | 1,750 |

第1表-4-3 世帯の所得階級別、保険料（税）

| 所得階級別 | 世帯数 | 被保険者数 | 所得総額 | 年金収入額 | 分離譲渡所得金額 | 分離譲渡所得のある世帯数 | 旧ただし書方式による課税標準額 |
|-------------------|-----------|-----------|---------------|---------------|-----------|--------------|-----------------|
| | | | 千円 | 千円 | 千円 | | 千円 |
| 総数 | 2,015,400 | 3,954,000 | 1,328,395,070 | 2,432,255,876 | 2,389,572 | 9,750 | 620,905,356 |
| (再掲)特例対象被保険者のいる世帯 | 32,300 | 60,000 | 19,069,083 | 6,509,066 | - | - | 6,967,776 |
| 所得なし | 13,600 | 24,150 | - | 5,083,801 | - | - | - |
| ～30万円未満 | 19,700 | 41,450 | 3,225,731 | 13,645,335 | - | - | - |
| 30万円以上～40 " | 226,650 | 357,500 | 81,870,010 | 74,750,981 | 237,401 | 1,200 | 6,979,349 |
| 40 " ～50 " | 292,750 | 443,300 | 132,304,817 | 154,231,646 | 414,711 | 1,450 | 34,115,598 |
| 50 " ～60 " | 401,200 | 616,950 | 220,700,347 | 375,848,162 | 361,601 | 1,350 | 84,474,719 |
| 60 " ～70 " | 251,600 | 479,000 | 163,261,289 | 389,559,505 | 240,126 | 800 | 73,459,726 |
| 70 " ～80 " | 228,450 | 466,450 | 170,664,401 | 388,931,655 | 168,374 | 1,050 | 86,564,403 |
| 80 " ～90 " | 202,900 | 451,250 | 171,670,553 | 376,204,867 | 208,547 | 1,100 | 94,938,445 |
| 90 " ～100 " | 164,800 | 372,500 | 156,457,329 | 384,209,625 | 102,506 | 1,300 | 93,275,850 |
| 100 " ～110 " | 86,150 | 242,900 | 89,470,710 | 149,672,209 | 5,176 | 100 | 54,591,525 |
| 110 " ～120 " | 33,100 | 110,400 | 37,954,477 | 51,977,067 | 145,935 | 500 | 23,183,589 |
| 120 " ～130 " | 24,650 | 89,700 | 30,713,802 | 34,348,818 | 299,922 | 750 | 20,496,253 |
| 130 " ～140 " | 11,500 | 48,200 | 15,543,338 | 6,000,226 | 7,701 | 50 | 10,149,834 |
| 140 " ～150 " | 7,250 | 30,500 | 10,423,522 | 8,921,155 | 26,621 | 50 | 6,872,363 |
| 150 " ～160 " | 3,800 | 19,050 | 5,836,613 | 2,068,555 | - | - | 4,212,836 |
| 160 " ～170 " | 3,800 | 18,400 | 6,226,789 | 3,166,964 | - | - | 4,035,876 |
| 170 " ～180 " | 2,700 | 12,200 | 4,745,507 | 3,262,222 | - | - | 3,281,639 |
| 180 " ～190 " | 2,250 | 8,450 | 4,125,613 | 3,836,055 | - | - | 2,752,007 |
| 190 " ～200 " | 1,200 | 4,650 | 2,326,454 | 354,271 | - | - | 1,640,878 |
| 200 " ～210 " | 900 | 4,550 | 1,846,124 | 652,168 | - | - | 1,413,661 |
| 210 " ～220 " | 1,000 | 3,300 | 2,151,929 | 1,205,281 | - | - | 1,468,845 |
| 220 " ～230 " | 400 | 2,800 | 902,825 | 170,064 | - | - | 616,397 |
| 230 " ～240 " | 700 | 1,850 | 1,648,959 | 218,393 | - | - | 1,277,005 |
| 240 " ～250 " | 500 | 1,150 | 1,230,206 | 576,013 | - | - | 900,206 |
| 250 " ～260 " | 850 | 3,000 | 2,167,858 | 764,447 | - | - | 1,549,883 |
| 260 " ～270 " | 700 | 2,400 | 1,831,356 | 467,608 | - | - | 1,369,356 |
| 270 " ～280 " | 600 | 2,150 | 1,640,525 | 252,657 | - | - | 1,282,436 |
| 280 " ～290 " | 250 | 700 | 712,493 | 50,712 | - | - | 565,993 |
| 290 " ～300 " | 250 | 750 | 734,169 | - | - | - | 569,169 |
| 300 " ～350 " | 1,250 | 3,500 | 4,110,123 | 1,147,082 | 170,950 | 50 | 3,269,155 |
| 350 " ～400 " | 300 | 650 | 1,118,012 | 402,387 | - | - | 920,012 |
| 400 " ～450 " | - | - | - | - | - | - | - |
| 450 " ～500 " | 50 | 150 | 243,340 | 139,704 | - | - | 208,499 |
| 500 " ～600 " | 100 | 350 | 535,847 | 136,242 | - | - | 469,847 |
| 600 " ～700 " | - | - | - | - | - | - | - |
| 700 " ～800 " | - | - | - | - | - | - | - |
| 800 " ～900 " | - | - | - | - | - | - | - |
| 900 " ～1000 " | - | - | - | - | - | - | - |
| 1000 " ～1500 " | - | - | - | - | - | - | - |
| 1500 " ～ | - | - | - | - | - | - | - |
| 不詳 | 29,500 | 89,700 | - | - | - | - | - |

注) 1. 特例対象被保険者の所得は30/100軽減後の額を集計している。
 2. 「(再掲)特例対象被保険者のいる世帯」の各項目は特例対象の国保被保険者がいる世帯単位で集計しているため、特例対象被保険者

賦課状況（市町村） — 全世界帯 — < 擬制世帯を除く >

（再掲） 5割軽減世帯

| 固定資産 税額 | 固定資産 税のある 世帯数 | 短期被保険者証等交付世帯数 | | 保険料（税）賦課経過措置適用世帯数 | | | | | | | |
|------------|---------------------|---------------|------------|-----------------------|-------------|--------------------|----------------------------|-------------------------------|---------------------------|-----|--|
| | | 短期被保 険者証 | 資 格 証明書 | 旧国保被 保険者合算 軽減のみ | 平等割 半額のみ | 平等割 1/4 軽減のみ | 旧国保被保険者 合算軽減 かつ平等割半額 | 旧国保被保険者 合算軽減かつ 平等割1/4軽減 | 被扶養者で あった者に 対する緩和措置 | その他 | |
| 千円 | | | | | | | | | | | |
| 26,037,803 | 387,350 | 92,450 | 11,550 | 52,550 | 2,450 | 50 | 25,600 | 4,250 | 50 | - | |
| 177,513 | 3,300 | 1,100 | 100 | 150 | - | - | 150 | - | - | - | |
| 189,899 | 2,700 | 600 | 400 | 1,700 | 50 | - | 1,050 | 200 | - | - | |
| 611,865 | 6,250 | 450 | 100 | 1,650 | - | - | 850 | 50 | - | - | |
| 2,012,141 | 30,700 | 15,550 | 2,250 | 4,100 | 200 | - | 1,100 | 300 | 50 | - | |
| 3,000,153 | 40,700 | 17,600 | 2,550 | 4,950 | 200 | 50 | 2,100 | 800 | - | - | |
| 4,351,192 | 67,750 | 20,150 | 3,900 | 7,350 | 750 | - | 4,300 | 700 | - | - | |
| 3,731,962 | 59,600 | 6,150 | 300 | 4,850 | 300 | - | 4,550 | 450 | - | - | |
| 3,199,762 | 52,100 | 7,950 | 500 | 5,250 | 650 | - | 3,800 | 350 | - | - | |
| 3,249,244 | 45,950 | 5,750 | 350 | 6,700 | 150 | - | 3,600 | 1,050 | - | - | |
| 2,791,617 | 41,900 | 4,400 | 50 | 5,950 | 100 | - | 3,050 | 250 | - | - | |
| 1,251,509 | 19,100 | 4,400 | 300 | 3,200 | 50 | - | 1,200 | 100 | - | - | |
| 457,969 | 5,750 | 2,700 | 150 | 1,650 | - | - | - | - | - | - | |
| 301,465 | 4,300 | 1,350 | 100 | 2,150 | - | - | - | - | - | - | |
| 89,665 | 1,550 | 1,850 | 50 | 150 | - | - | - | - | - | - | |
| 52,389 | 1,150 | 350 | 150 | 850 | - | - | - | - | - | - | |
| 100,690 | 1,000 | 450 | 100 | 250 | - | - | - | - | - | - | |
| 79,295 | 1,050 | 400 | - | 200 | - | - | - | - | - | - | |
| 4,420 | 150 | 100 | - | 100 | - | - | - | - | - | - | |
| 19,240 | 300 | 300 | - | 100 | - | - | - | - | - | - | |
| 85,368 | 450 | 50 | - | 100 | - | - | - | - | - | - | |
| 34,640 | 450 | 50 | - | - | - | - | - | - | - | - | |
| 13,435 | 200 | 50 | - | 400 | - | - | - | - | - | - | |
| 7,200 | 100 | - | - | 200 | - | - | - | - | - | - | |
| 52,850 | 100 | - | - | 50 | - | - | - | - | - | - | |
| 2,370 | 100 | - | - | - | - | - | - | - | - | - | |
| 32,260 | 250 | - | - | - | - | - | - | - | - | - | |
| - | - | - | - | - | - | - | - | - | - | - | |
| 3,635 | 250 | - | - | - | - | - | - | - | - | - | |
| 15,380 | 150 | - | - | - | - | - | - | - | - | - | |
| 12,140 | 100 | - | - | - | - | - | - | - | - | - | |
| 9,240 | 150 | - | - | 400 | - | - | - | - | - | - | |
| 7,150 | 50 | - | - | - | - | - | - | - | - | - | |
| - | - | - | - | - | - | - | - | - | - | - | |
| 5,560 | 50 | - | - | - | - | - | - | - | - | - | |
| 3,005 | 50 | - | - | - | - | - | - | - | - | - | |
| - | - | - | - | - | - | - | - | - | - | - | |
| - | - | - | - | - | - | - | - | - | - | - | |
| - | - | - | - | - | - | - | - | - | - | - | |
| - | - | - | - | - | - | - | - | - | - | - | |
| - | - | - | - | - | - | - | - | - | - | - | |
| 259,094 | 2,900 | 1,800 | 300 | 250 | - | - | - | - | - | - | |

ではない被保険者に係る数値も含まれる。

第1表-4-3 世帯の所得階級別、保険料（税）

| 所得階級別 | 医療給付費分 | | | | | | | 保険料(税) 調定額 |
|-------------------|-------------------|------------------|-----------|----------------|----------------------|-----------------|-----------|------------------|
| | 保険料(税) 調定額 | 保険料(税) 軽減額 | 軽減 世帯数 | 賦課限度額 を超える額 | 賦課限度 額を越え る世帯数 | 減免等によ る額 | 減免 世帯数 | |
| 総数 | 千円 119,498,798 | 千円 68,221,573 | 2,015,400 | 千円 15,239 | 100 | 千円 1,253,444 | 102,250 | 千円 37,035,064 |
| (再掲)特例対象被保険者のいる世帯 | 1,617,213 | 1,075,734 | 32,300 | - | - | 16,153 | 2,100 | 500,670 |
| 所得なし | 483,381 | 429,657 | 13,600 | - | - | 690 | 150 | 146,328 |
| ～30万円未満 | 828,584 | 708,987 | 19,700 | - | - | 6,250 | 500 | 249,151 |
| 30万円以上～40 " | 7,565,501 | 6,620,319 | 226,650 | - | - | 37,053 | 8,650 | 2,316,540 |
| 40 " ～50 " | 11,355,890 | 8,250,837 | 292,750 | - | - | 100,834 | 15,500 | 3,481,972 |
| 50 " ～60 " | 18,597,298 | 11,473,657 | 401,200 | - | - | 136,509 | 16,350 | 5,715,316 |
| 60 " ～70 " | 14,412,663 | 8,343,785 | 251,600 | - | - | 154,642 | 14,600 | 4,457,973 |
| 70 " ～80 " | 15,044,529 | 8,032,333 | 228,450 | - | - | 165,348 | 11,950 | 4,668,924 |
| 80 " ～90 " | 15,026,793 | 7,469,398 | 202,900 | 15,239 | 100 | 129,978 | 10,150 | 4,715,509 |
| 90 " ～100 " | 13,552,594 | 6,163,059 | 164,800 | - | - | 86,478 | 7,000 | 4,197,187 |
| 100 " ～110 " | 7,980,757 | 3,852,836 | 86,150 | - | - | 137,601 | 6,150 | 2,487,396 |
| 110 " ～120 " | 3,484,284 | 1,698,541 | 33,100 | - | - | 29,472 | 2,700 | 1,084,368 |
| 120 " ～130 " | 2,751,489 | 1,317,961 | 24,650 | - | - | 92,689 | 2,300 | 875,957 |
| 130 " ～140 " | 1,398,937 | 702,393 | 11,500 | - | - | 65,823 | 1,350 | 439,558 |
| 140 " ～150 " | 1,004,332 | 448,386 | 7,250 | - | - | 4,612 | 250 | 315,546 |
| 150 " ～160 " | 614,516 | 262,895 | 3,800 | - | - | 8,958 | 100 | 183,152 |
| 160 " ～170 " | 527,426 | 276,443 | 3,800 | - | - | 30,899 | 750 | 158,813 |
| 170 " ～180 " | 423,112 | 173,135 | 2,700 | - | - | - | - | 138,775 |
| 180 " ～190 " | 333,866 | 124,799 | 2,250 | - | - | 3,323 | 200 | 106,641 |
| 190 " ～200 " | 200,526 | 62,987 | 1,200 | - | - | - | - | 62,053 |
| 200 " ～210 " | 168,206 | 67,168 | 900 | - | - | 52 | 50 | 49,558 |
| 210 " ～220 " | 158,836 | 49,710 | 1,000 | - | - | 11,065 | 50 | 50,709 |
| 220 " ～230 " | 78,750 | 37,080 | 400 | - | - | - | - | 26,773 |
| 230 " ～240 " | 126,491 | 28,575 | 700 | - | - | - | - | 43,140 |
| 240 " ～250 " | 80,064 | 19,013 | 500 | - | - | 9,855 | 50 | 23,217 |
| 250 " ～260 " | 167,296 | 44,185 | 850 | - | - | - | - | 52,760 |
| 260 " ～270 " | 146,942 | 45,975 | 700 | - | - | 1,461 | 100 | 44,448 |
| 270 " ～280 " | 125,101 | 29,888 | 600 | - | - | - | - | 39,401 |
| 280 " ～290 " | 57,759 | 11,085 | 250 | - | - | - | - | 17,646 |
| 290 " ～300 " | 49,143 | 10,810 | 250 | - | - | - | - | 13,205 |
| 300 " ～350 " | 268,349 | 52,624 | 1,250 | - | - | - | - | 87,928 |
| 350 " ～400 " | 78,061 | 11,395 | 300 | - | - | - | - | 20,333 |
| 400 " ～450 " | - | - | - | - | - | - | - | - |
| 450 " ～500 " | 19,073 | 2,838 | 50 | - | - | - | - | 5,418 |
| 500 " ～600 " | 47,350 | 6,800 | 100 | - | - | - | - | 12,780 |
| 600 " ～700 " | - | - | - | - | - | - | - | - |
| 700 " ～800 " | - | - | - | - | - | - | - | - |
| 800 " ～900 " | - | - | - | - | - | - | - | - |
| 900 " ～1000 " | - | - | - | - | - | - | - | - |
| 1000 " ～1500 " | - | - | - | - | - | - | - | - |
| 1500 " ～ | - | - | - | - | - | - | - | - |
| 不詳 | 2,340,900 | 1,392,020 | 29,500 | - | - | 39,853 | 3,350 | 746,590 |

賦課状況（市町村） — 全世帯 — < 擬制世帯を除く >（続き）

（再掲） 5割軽減世帯

| 後期高齢者支援金分 | | | | | 介護納付金分 | | | | | |
|---------------|----------------|----------------------|-------------|------------|---------------|---------------|----------------|----------------------|-------------|------------|
| 保険料(税) 軽減額 | 賦課限度額 を超える額 | 賦課限度額 を超える 世帯数 | 減免等による 額 | 減 免 世帯数 | 保険料(税) 調定額 | 保険料(税) 軽減額 | 賦課限度額 を超える額 | 賦課限度額 を超える 世帯数 | 減免等による 額 | 減 免 世帯数 |
| 千円 | 千円 | | 千円 | | 千円 | 千円 | 千円 | | 千円 | |
| 21,492,024 | - | - | 377,830 | 85,200 | 10,709,045 | 7,205,397 | - | - | 132,350 | 31,000 |
| 339,411 | - | - | 4,255 | 1,700 | 304,506 | 213,738 | - | - | 3,504 | 1,350 |
| 132,953 | - | - | 140 | 100 | 61,956 | 58,285 | - | - | 90 | 100 |
| 222,206 | - | - | 1,500 | 100 | 123,433 | 109,882 | - | - | 620 | 100 |
| 2,064,536 | - | - | 10,601 | 7,150 | 1,130,203 | 1,024,283 | - | - | 3,427 | 2,800 |
| 2,581,463 | - | - | 30,854 | 14,150 | 1,491,547 | 1,160,196 | - | - | 14,749 | 6,600 |
| 3,573,341 | - | - | 41,081 | 13,450 | 1,924,815 | 1,292,300 | - | - | 13,150 | 4,550 |
| 2,613,481 | - | - | 44,457 | 11,600 | 1,001,688 | 702,068 | - | - | 8,647 | 2,800 |
| 2,536,074 | - | - | 51,014 | 10,950 | 1,051,244 | 676,582 | - | - | 15,407 | 3,700 |
| 2,393,655 | - | - | 37,309 | 7,450 | 1,043,690 | 656,265 | - | - | 11,569 | 2,100 |
| 1,958,553 | - | - | 24,142 | 5,450 | 522,028 | 342,480 | - | - | 1,521 | 450 |
| 1,225,860 | - | - | 44,942 | 5,550 | 668,952 | 378,694 | - | - | 21,543 | 2,850 |
| 535,499 | - | - | 7,655 | 1,900 | 346,224 | 186,352 | - | - | 1,278 | 700 |
| 428,568 | - | - | 28,861 | 1,750 | 239,466 | 136,102 | - | - | 15,624 | 950 |
| 221,760 | - | - | 20,828 | 1,350 | 166,220 | 73,159 | - | - | 10,635 | 700 |
| 141,629 | - | - | 1,384 | 250 | 111,590 | 46,973 | - | - | 486 | 250 |
| 81,794 | - | - | 3,180 | 100 | 95,516 | 30,758 | - | - | 3,311 | 100 |
| 84,634 | - | - | 10,976 | 750 | 68,018 | 33,697 | - | - | 2,810 | 750 |
| 58,470 | - | - | - | - | 72,481 | 23,730 | - | - | - | - |
| 41,728 | - | - | 1,054 | 200 | 26,701 | 8,508 | - | - | 1,094 | 200 |
| 21,696 | - | - | - | - | 17,026 | 6,307 | - | - | - | - |
| 19,869 | - | - | 22 | 50 | 18,737 | 5,318 | - | - | - | - |
| 15,947 | - | - | 2,735 | 50 | 27,110 | 5,846 | - | - | 450 | 50 |
| 13,575 | - | - | - | - | 11,668 | 5,625 | - | - | - | - |
| 9,085 | - | - | - | - | 19,038 | 4,675 | - | - | - | - |
| 6,011 | - | - | 3,880 | 50 | 3,180 | 1,228 | - | - | 2,420 | 50 |
| 12,900 | - | - | - | - | 12,043 | 3,668 | - | - | - | - |
| 14,650 | - | - | - | - | 10,063 | 6,360 | - | - | - | - |
| 9,743 | - | - | - | - | 21,877 | 5,680 | - | - | - | - |
| 3,288 | - | - | - | - | 11,097 | 1,923 | - | - | - | - |
| 3,500 | - | - | - | - | 3,360 | 1,110 | - | - | - | - |
| 17,530 | - | - | - | - | 54,583 | 10,808 | - | - | - | - |
| 3,175 | - | - | - | - | 9,157 | 1,090 | - | - | - | - |
| - | - | - | - | - | - | - | - | - | - | - |
| 773 | - | - | - | - | - | - | - | - | - | - |
| 1,950 | - | - | - | - | 1,160 | 325 | - | - | - | - |
| - | - | - | - | - | - | - | - | - | - | - |
| - | - | - | - | - | - | - | - | - | - | - |
| - | - | - | - | - | - | - | - | - | - | - |
| - | - | - | - | - | - | - | - | - | - | - |
| - | - | - | - | - | - | - | - | - | - | - |
| 442,132 | - | - | 11,216 | 2,800 | 343,177 | 205,123 | - | - | 3,518 | 1,200 |

第1表-4-4 世帯の所得階級別、保険料（税）

| 所得階級別 | 世帯数 | 被保険者数 | 所得総額 | 年金収入額 | 分離譲渡所得金額 | 分離譲渡所得のある世帯数 | 旧ただし書方式による課税標準額 |
|-------------------|-----------|-----------|-------------|---------------|-----------|--------------|-----------------|
| | | | 千円 | 千円 | 千円 | | 千円 |
| 総数 | 4,927,600 | 6,619,900 | 394,656,919 | 2,260,070,579 | 3,094,954 | 7,750 | 81,645,938 |
| (再掲)特例対象被保険者のいる世帯 | 23,150 | 32,950 | 4,810,983 | 1,662,645 | 5,131 | 100 | 77,692 |
| 所得なし | 3,370,950 | 4,283,550 | - | 1,028,624,894 | 16,575 | 150 | - |
| ～30万円未満 | 1,097,750 | 1,562,200 | 171,223,062 | 740,179,024 | 642,678 | 5,650 | - |
| 30万円以上～40 " | 264,150 | 402,250 | 87,516,727 | 253,964,975 | 155,436 | 800 | 2,893,340 |
| 40 " ～50 " | 102,750 | 152,850 | 45,360,581 | 195,588,611 | 56,072 | 300 | 10,608,572 |
| 50 " ～60 " | 8,250 | 16,700 | 4,504,630 | 13,110,276 | 55,277 | 100 | 1,219,748 |
| 60 " ～70 " | 2,550 | 5,750 | 1,626,935 | 2,862,612 | - | - | 503,627 |
| 70 " ～80 " | 3,350 | 7,500 | 2,528,982 | 2,111,823 | - | - | 1,244,822 |
| 80 " ～90 " | 2,200 | 5,050 | 1,872,791 | 1,897,283 | - | - | 967,402 |
| 90 " ～100 " | 2,400 | 6,750 | 2,289,316 | 1,078,801 | - | - | 1,295,495 |
| 100 " ～110 " | 2,650 | 6,650 | 2,814,429 | 867,635 | - | - | 1,774,014 |
| 110 " ～120 " | 2,100 | 5,100 | 2,403,755 | 1,208,403 | 9,390 | 100 | 1,437,974 |
| 120 " ～130 " | 3,000 | 7,150 | 3,732,682 | 2,143,985 | - | - | 2,566,645 |
| 130 " ～140 " | 2,150 | 5,750 | 2,922,395 | 1,854,029 | - | - | 2,113,268 |
| 140 " ～150 " | 2,200 | 5,050 | 3,169,286 | 2,140,476 | - | - | 2,273,612 |
| 150 " ～160 " | 3,200 | 6,450 | 4,923,056 | 3,834,920 | - | - | 3,698,024 |
| 160 " ～170 " | 450 | 1,050 | 732,680 | 97,822 | - | - | 584,180 |
| 170 " ～180 " | 800 | 1,650 | 1,396,243 | 293,735 | - | - | 1,051,743 |
| 180 " ～190 " | 1,600 | 3,800 | 2,939,720 | 1,597,481 | - | - | 2,125,983 |
| 190 " ～200 " | 2,050 | 5,000 | 3,965,799 | 814,774 | 710,742 | 400 | 3,157,546 |
| 200 " ～210 " | 800 | 1,800 | 1,650,723 | 283,731 | - | - | 1,332,407 |
| 210 " ～220 " | 1,150 | 2,550 | 2,454,685 | 1,446,622 | - | - | 2,007,685 |
| 220 " ～230 " | 1,450 | 3,000 | 3,269,009 | 265,891 | - | - | 2,578,009 |
| 230 " ～240 " | 1,150 | 1,800 | 2,697,353 | 64,248 | - | - | 2,272,875 |
| 240 " ～250 " | 350 | 650 | 855,270 | 146,429 | - | - | 706,770 |
| 250 " ～260 " | 950 | 2,150 | 2,431,318 | 185,409 | - | - | 2,026,606 |
| 260 " ～270 " | 500 | 1,000 | 1,330,348 | 142,884 | - | - | 1,144,774 |
| 270 " ～280 " | 750 | 1,550 | 2,046,633 | - | - | - | 1,631,643 |
| 280 " ～290 " | 750 | 1,700 | 2,139,254 | 89,008 | - | - | 1,781,980 |
| 290 " ～300 " | 550 | 1,000 | 1,635,280 | 127,331 | - | - | 1,420,780 |
| 300 " ～350 " | 2,500 | 5,800 | 7,993,900 | 1,489,525 | - | - | 6,888,846 |
| 350 " ～400 " | 1,000 | 2,450 | 3,747,373 | 962,088 | 2,508 | 50 | 3,145,628 |
| 400 " ～450 " | 800 | 1,800 | 3,389,075 | 167,989 | - | - | 2,991,980 |
| 450 " ～500 " | 350 | 1,400 | 1,651,930 | 85,456 | - | - | 1,434,760 |
| 500 " ～600 " | 150 | 500 | 792,000 | - | - | - | 742,500 |
| 600 " ～700 " | 300 | 700 | 1,976,282 | - | - | - | 1,778,282 |
| 700 " ～800 " | - | - | - | - | - | - | - |
| 800 " ～900 " | 300 | 1,200 | 2,535,255 | 26,909 | - | - | 2,254,755 |
| 900 " ～1000 " | 50 | 50 | 470,721 | 55,879 | - | - | 454,221 |
| 1000 " ～1500 " | 100 | 200 | 1,076,328 | - | - | - | 1,010,328 |
| 1500 " ～ | 200 | 400 | 4,591,115 | 259,622 | 1,446,275 | 200 | 4,525,115 |
| 不詳 | 38,900 | 97,950 | - | - | - | - | - |

注) 1. 特例対象被保険者の所得は30/100軽減後の額を集計している。
 2. 「(再掲)特例対象被保険者のいる世帯」の各項目は特例対象の国保被保険者がいる世帯単位で集計しているため、特例対象被保険者

賦課状況（市町村） — 全世界帯 — < 擬制世帯を除く >

（再掲） 7割軽減世帯

| 固定資産 税額 | 固定資産 税のある 世帯数 | 短期被保険者証等交付世帯数 | | 保険料（税）賦課経過措置適用世帯数 | | | | | | | |
|------------|---------------------|---------------|------------|-----------------------|-------------|--------------------|----------------------------|-------------------------------|---------------------------|-----|--|
| | | 短期被保 険者証 | 資 格 証明書 | 旧国保被 保険者合算 軽減のみ | 平等割 半額のみ | 平等割 1/4 軽減のみ | 旧国保被保険者 合算軽減 かつ平等割半額 | 旧国保被保険者 合算軽減かつ 平等割1/4軽減 | 被扶養者で あった者に 対する緩和措置 | その他 | |
| 千円 | | | | | | | | | | | |
| 33,355,500 | 545,250 | 203,300 | 30,800 | 63,300 | 3,800 | 200 | 27,750 | 9,450 | 50 | - | |
| 88,104 | 1,100 | 1,400 | - | 400 | - | - | - | - | - | - | |
| 18,384,794 | 311,400 | 137,600 | 21,550 | 41,600 | 1,700 | 150 | 18,600 | 6,450 | 50 | - | |
| 9,466,983 | 158,350 | 51,750 | 6,550 | 14,200 | 1,750 | 50 | 6,200 | 1,850 | - | - | |
| 2,579,412 | 38,100 | 8,950 | 2,200 | 4,200 | 100 | - | 1,750 | 400 | - | - | |
| 1,163,503 | 22,450 | 1,000 | 100 | 1,400 | 250 | - | 1,150 | 650 | - | - | |
| 196,842 | 2,050 | - | - | 350 | - | - | - | - | - | - | |
| 102,293 | 850 | - | - | - | - | - | - | - | - | - | |
| 81,841 | 550 | - | - | 100 | - | - | 50 | - | - | - | |
| 5,600 | 100 | - | - | 100 | - | - | - | 100 | - | - | |
| 70,117 | 750 | - | - | - | - | - | - | - | - | - | |
| 24,255 | 450 | - | - | - | - | - | - | - | - | - | |
| 82,260 | 750 | 150 | - | - | - | - | - | - | - | - | |
| 102,400 | 950 | 150 | - | 150 | - | - | - | - | - | - | |
| 40,766 | 600 | 150 | - | - | - | - | - | - | - | - | |
| 372,517 | 550 | - | - | - | - | - | - | - | - | - | |
| 119,350 | 250 | 800 | - | 50 | - | - | - | - | - | - | |
| 6,680 | 50 | - | - | - | - | - | - | - | - | - | |
| 34,151 | 250 | 100 | - | - | - | - | - | - | - | - | |
| 19,420 | 350 | - | - | 100 | - | - | - | - | - | - | |
| 12,225 | 200 | - | - | 50 | - | - | - | - | - | - | |
| 12,340 | 200 | - | - | 150 | - | - | - | - | - | - | |
| - | - | - | - | - | - | - | - | - | - | - | |
| 78,010 | 400 | - | - | - | - | - | - | - | - | - | |
| 21,624 | 250 | - | - | - | - | - | - | - | - | - | |
| 2,610 | 100 | 150 | - | - | - | - | - | - | - | - | |
| 29,557 | 200 | 100 | - | - | - | - | - | - | - | - | |
| 4,135 | 50 | - | - | - | - | - | - | - | - | - | |
| 13,450 | 150 | - | - | - | - | - | - | - | - | - | |
| 9,673 | 150 | - | - | - | - | - | - | - | - | - | |
| - | - | - | - | - | - | - | - | - | - | - | |
| 37,890 | 450 | 100 | - | - | - | - | - | - | - | - | |
| 34,680 | 200 | - | - | 50 | - | - | - | - | - | - | |
| - | - | - | - | 100 | - | - | - | - | - | - | |
| - | - | - | - | - | - | - | - | - | - | - | |
| 6,960 | 100 | - | - | - | - | - | - | - | - | - | |
| 5,750 | 100 | - | - | - | - | - | - | - | - | - | |
| - | - | - | - | - | - | - | - | - | - | - | |
| 2,595 | 100 | - | - | 100 | - | - | - | - | - | - | |
| - | - | - | - | - | - | - | - | - | - | - | |
| - | - | - | - | - | - | - | - | - | - | - | |
| - | - | - | - | - | - | - | - | - | - | - | |
| 230,817 | 3,800 | 2,300 | 400 | 600 | - | - | - | - | - | - | |

ではない被保険者に係る数値も含まれる。

第1表-4-4 世帯の所得階級別、保険料（税）

| 所得階級別 | 医療給付費分 | | | | | | | 保険料(税) 調定額 |
|-------------------|------------------|-------------------|-----------|----------------|----------------------|---------------|-----------|------------------|
| | 保険料(税) 調定額 | 保険料(税) 軽減額 | 軽減 世帯数 | 賦課限度額 を超える額 | 賦課限度 額を越え る世帯数 | 減免等によ る額 | 減免 世帯数 | |
| 総数 | 千円 89,563,596 | 千円 181,144,956 | 4,927,600 | 千円 429,691 | 700 | 千円 846,414 | 135,050 | 千円 27,344,258 |
| (再掲)特例対象被保険者のいる世帯 | 394,380 | 868,651 | 23,150 | - | - | 1,065 | 150 | 118,150 |
| 所得なし | 54,711,914 | 119,570,248 | 3,370,950 | - | - | 466,391 | 88,400 | 16,694,919 |
| ～30万円未満 | 19,787,712 | 41,954,947 | 1,097,750 | - | - | 190,283 | 31,250 | 6,014,910 |
| 30万円以上～40 " | 5,220,112 | 10,485,021 | 264,150 | - | - | 39,999 | 7,400 | 1,596,914 |
| 40 " ～50 " | 2,775,180 | 4,043,257 | 102,750 | - | - | 14,065 | 2,750 | 841,467 |
| 50 " ～60 " | 303,155 | 401,768 | 8,250 | - | - | 175 | 50 | 91,613 |
| 60 " ～70 " | 116,161 | 137,320 | 2,550 | - | - | 570 | 100 | 34,470 |
| 70 " ～80 " | 184,953 | 173,025 | 3,350 | - | - | - | - | 54,377 |
| 80 " ～90 " | 124,256 | 114,318 | 2,200 | - | - | - | - | 41,559 |
| 90 " ～100 " | 159,642 | 145,269 | 2,400 | - | - | 20,256 | 400 | 51,381 |
| 100 " ～110 " | 193,521 | 152,300 | 2,650 | - | - | - | - | 60,713 |
| 110 " ～120 " | 178,394 | 108,095 | 2,100 | - | - | - | - | 48,128 |
| 120 " ～130 " | 280,336 | 161,491 | 3,000 | - | - | 9,181 | 400 | 80,641 |
| 130 " ～140 " | 209,678 | 127,952 | 2,150 | - | - | 3,247 | 250 | 66,800 |
| 140 " ～150 " | 265,985 | 112,918 | 2,200 | - | - | - | - | 82,304 |
| 150 " ～160 " | 399,042 | 156,337 | 3,200 | - | - | - | - | 115,341 |
| 160 " ～170 " | 56,554 | 26,727 | 450 | - | - | - | - | 15,546 |
| 170 " ～180 " | 93,804 | 39,416 | 800 | - | - | - | - | 25,599 |
| 180 " ～190 " | 206,955 | 88,505 | 1,600 | - | - | 320 | 100 | 59,513 |
| 190 " ～200 " | 243,203 | 114,427 | 2,050 | - | - | 13 | 50 | 77,662 |
| 200 " ～210 " | 123,686 | 42,619 | 800 | - | - | - | - | 37,348 |
| 210 " ～220 " | 166,348 | 62,406 | 1,150 | - | - | - | - | 58,667 |
| 220 " ～230 " | 241,140 | 73,096 | 1,450 | - | - | - | - | 70,567 |
| 230 " ～240 " | 192,109 | 43,759 | 1,150 | - | - | 907 | 200 | 61,185 |
| 240 " ～250 " | 59,671 | 17,638 | 350 | - | - | - | - | 17,093 |
| 250 " ～260 " | 186,552 | 57,177 | 950 | - | - | - | - | 54,215 |
| 260 " ～270 " | 100,132 | 27,430 | 500 | - | - | - | - | 28,510 |
| 270 " ～280 " | 137,099 | 37,683 | 750 | - | - | - | - | 41,675 |
| 280 " ～290 " | 134,858 | 38,430 | 750 | - | - | - | - | 37,773 |
| 290 " ～300 " | 114,163 | 25,400 | 550 | - | - | - | - | 42,632 |
| 300 " ～350 " | 448,995 | 135,717 | 2,500 | - | - | 82,428 | 600 | 142,919 |
| 350 " ～400 " | 236,069 | 59,682 | 1,000 | - | - | - | - | 74,848 |
| 400 " ～450 " | 220,235 | 43,623 | 800 | - | - | - | - | 75,743 |
| 450 " ～500 " | 99,186 | 28,016 | 350 | - | - | - | - | 33,668 |
| 500 " ～600 " | 47,876 | 12,292 | 150 | - | - | - | - | 15,331 |
| 600 " ～700 " | 144,878 | 16,548 | 300 | 4,443 | 100 | - | - | 45,086 |
| 700 " ～800 " | - | - | - | - | - | - | - | - |
| 800 " ～900 " | 149,153 | 23,478 | 300 | 31,027 | 250 | - | - | 46,265 |
| 900 " ～1000 " | 27,000 | 1,190 | 50 | 8,485 | 50 | - | - | 9,500 |
| 1000 " ～1500 " | 54,000 | 6,013 | 100 | 41,022 | 100 | - | - | 19,000 |
| 1500 " ～ | 108,000 | 11,032 | 200 | 344,714 | 200 | - | - | 38,000 |
| 不詳 | 1,061,890 | 2,268,389 | 38,900 | - | - | 18,580 | 3,100 | 340,380 |

賦課状況（市町村） — 全世帯 — < 擬制世帯を除く >（続き）

（再掲） 7割軽減世帯

| 後期高齢者支援金分 | | | | | 介護納付金分 | | | | | |
|---------------|----------------|------------------|---------|------------|---------------|---------------|----------------|------------------|---------|------------|
| 保険料(税) 軽減額 | 賦課限度額 を超える額 | 賦課限度額 を超える世帯数 | 減免等による額 | 減 免 世帯数 | 保険料(税) 調定額 | 保険料(税) 軽減額 | 賦課限度額 を超える額 | 賦課限度額 を超える世帯数 | 減免等による額 | 減 免 世帯数 |
| 千円 | 千円 | | 千円 | | 千円 | 千円 | 千円 | | 千円 | |
| 56,566,265 | 96,445 | 550 | 250,761 | 102,100 | 9,985,443 | 21,079,685 | 10,113 | 100 | 79,295 | 42,650 |
| 268,688 | - | - | 375 | 150 | 87,211 | 198,858 | - | - | 375 | 150 |
| 37,308,408 | - | - | 132,699 | 64,450 | 6,377,808 | 14,397,892 | - | - | 51,552 | 27,500 |
| 13,103,052 | - | - | 55,340 | 25,350 | 2,180,877 | 4,852,595 | - | - | 17,108 | 10,100 |
| 3,293,668 | - | - | 11,387 | 5,450 | 467,868 | 1,055,752 | - | - | 3,607 | 2,100 |
| 1,253,143 | - | - | 3,990 | 2,050 | 47,576 | 103,574 | - | - | 240 | 200 |
| 125,519 | - | - | - | - | 21,546 | 27,371 | - | - | - | - |
| 40,776 | - | - | 205 | 100 | 8,786 | 10,203 | - | - | - | - |
| 52,577 | - | - | - | - | 26,890 | 24,689 | - | - | - | - |
| 39,500 | - | - | - | - | 16,069 | 15,666 | - | - | - | - |
| 44,927 | - | - | 7,008 | 400 | 19,691 | 17,052 | - | - | - | - |
| 47,613 | - | - | - | - | 23,754 | 18,409 | - | - | - | - |
| 30,486 | - | - | - | - | 14,085 | 13,713 | - | - | - | - |
| 49,712 | - | - | 3,006 | 400 | 29,503 | 17,527 | - | - | 1,616 | 250 |
| 40,363 | - | - | 1,088 | 250 | 17,948 | 14,935 | - | - | 438 | 250 |
| 38,783 | - | - | - | - | 21,992 | 12,928 | - | - | - | - |
| 44,360 | - | - | - | - | 35,368 | 17,156 | - | - | - | - |
| 7,278 | - | - | - | - | 7,157 | 2,219 | - | - | - | - |
| 10,921 | - | - | - | - | 14,912 | 5,558 | - | - | - | - |
| 24,980 | - | - | 110 | 100 | 31,679 | 13,283 | - | - | 50 | 100 |
| 36,145 | - | - | 7 | 50 | 36,664 | 18,614 | - | - | - | - |
| 12,375 | - | - | - | - | 24,695 | 7,208 | - | - | - | - |
| 20,733 | - | - | - | - | 28,384 | 9,159 | - | - | - | - |
| 22,177 | - | - | - | - | 47,660 | 17,964 | - | - | - | - |
| 13,027 | - | - | 300 | 200 | 27,028 | 6,969 | - | - | 240 | 200 |
| 5,238 | - | - | - | - | - | - | - | - | - | - |
| 16,414 | - | - | - | - | 10,846 | 5,810 | - | - | - | - |
| 7,820 | - | - | - | - | 2,455 | 525 | - | - | - | - |
| 10,954 | - | - | - | - | 33,415 | 7,801 | - | - | - | - |
| 10,682 | - | - | - | - | 14,847 | 5,078 | - | - | - | - |
| 8,783 | - | - | - | - | 19,013 | 2,985 | - | - | - | - |
| 46,841 | - | - | 28,658 | 600 | 57,362 | 20,227 | - | - | 1,881 | 150 |
| 17,275 | - | - | - | - | 17,618 | 6,644 | - | - | - | - |
| 14,572 | - | - | - | - | 46,489 | 9,736 | - | - | - | - |
| 9,559 | - | - | - | - | 21,403 | 4,407 | - | - | - | - |
| 3,703 | - | - | - | - | - | - | - | - | - | - |
| 4,949 | 1,008 | 100 | - | - | 37,662 | 4,403 | - | - | - | - |
| - | - | - | - | - | - | - | - | - | - | - |
| 9,422 | 9,454 | 100 | - | - | 29,305 | 4,088 | - | - | - | - |
| 560 | 4,367 | 50 | - | - | - | - | - | - | - | - |
| 1,323 | 662 | 100 | - | - | 16,000 | 1,995 | 10,113 | 100 | - | - |
| 3,038 | 80,955 | 200 | - | - | - | - | - | - | - | - |
| 734,609 | - | - | 6,963 | 2,700 | 151,088 | 325,551 | - | - | 2,562 | 1,800 |

第1表-5 世帯の所得階級別、保険料（税）

| 所得階級別 | 世帯数 | 被保険者数 | 所得総額 | 年金収入額 | 分離譲渡所得金額 | 分離譲渡所得のある世帯数 | 旧ただし書方式による課税標準額 |
|-------------------|------------|------------|----------------|----------------|---------------|--------------|-----------------|
| | | | 千円 | 千円 | 千円 | | 千円 |
| 総数 | 14,799,700 | 24,900,200 | 20,963,998,547 | 14,514,555,691 | 1,247,002,139 | 168,200 | 16,932,879,429 |
| (再掲)特例対象被保険者のいる世帯 | 97,250 | 163,900 | 99,202,628 | 27,295,316 | 7,849,581 | 1,050 | 63,353,687 |
| 所得なし | 3,400,550 | 4,324,450 | - | 1,038,483,474 | 32,126 | 200 | - |
| ～ 30万円未満 | 1,111,150 | 1,594,800 | 173,278,262 | 744,828,040 | 661,932 | 5,800 | - |
| 30万円以上～ 40 " | 496,200 | 773,250 | 171,153,751 | 330,797,110 | 407,887 | 2,050 | 9,885,386 |
| 40 " ～ 50 " | 396,700 | 596,850 | 178,275,089 | 348,205,552 | 470,783 | 1,750 | 44,715,840 |
| 50 " ～ 60 " | 417,050 | 647,950 | 229,407,627 | 393,415,240 | 416,878 | 1,450 | 86,916,020 |
| 60 " ～ 70 " | 390,150 | 625,600 | 253,039,779 | 433,149,247 | 432,017 | 1,950 | 116,654,289 |
| 70 " ～ 80 " | 405,500 | 657,900 | 304,299,986 | 506,879,389 | 640,540 | 3,200 | 160,106,460 |
| 80 " ～ 90 " | 414,150 | 691,550 | 351,586,439 | 560,169,926 | 886,017 | 2,900 | 202,607,296 |
| 90 " ～ 100 " | 406,950 | 686,850 | 386,828,156 | 592,330,084 | 439,697 | 2,200 | 238,373,896 |
| 100 " ～ 110 " | 458,450 | 790,550 | 481,506,668 | 623,995,592 | 397,640 | 1,650 | 314,599,269 |
| 110 " ～ 120 " | 406,250 | 701,950 | 467,724,611 | 619,778,099 | 962,106 | 3,450 | 316,175,471 |
| 120 " ～ 130 " | 412,000 | 716,400 | 515,066,576 | 625,895,336 | 1,041,846 | 2,950 | 360,604,945 |
| 130 " ～ 140 " | 366,000 | 642,700 | 494,174,911 | 591,124,680 | 1,006,198 | 3,300 | 352,264,452 |
| 140 " ～ 150 " | 330,600 | 580,900 | 479,181,736 | 543,861,995 | 1,294,825 | 3,750 | 350,363,074 |
| 150 " ～ 160 " | 342,200 | 607,400 | 528,616,163 | 504,834,988 | 402,167 | 2,250 | 396,480,087 |
| 160 " ～ 170 " | 297,300 | 541,850 | 490,335,355 | 452,744,888 | 1,071,665 | 2,500 | 369,703,961 |
| 170 " ～ 180 " | 276,250 | 511,550 | 482,967,431 | 416,073,830 | 1,444,480 | 2,800 | 369,326,454 |
| 180 " ～ 190 " | 249,000 | 469,050 | 460,134,580 | 402,997,520 | 918,773 | 2,000 | 353,743,096 |
| 190 " ～ 200 " | 236,400 | 448,350 | 460,257,957 | 343,287,418 | 4,148,581 | 4,250 | 361,342,930 |
| 200 " ～ 210 " | 208,450 | 399,700 | 427,232,258 | 334,288,532 | 914,686 | 1,200 | 338,416,492 |
| 210 " ～ 220 " | 194,350 | 368,700 | 417,519,441 | 290,823,001 | 396,396 | 1,500 | 334,256,414 |
| 220 " ～ 230 " | 180,300 | 348,950 | 405,166,637 | 291,893,425 | 2,820,280 | 3,400 | 326,662,185 |
| 230 " ～ 240 " | 183,100 | 356,250 | 429,776,942 | 270,794,185 | 1,669,085 | 2,450 | 350,127,085 |
| 240 " ～ 250 " | 156,050 | 316,200 | 382,466,828 | 244,524,550 | 1,780,812 | 2,150 | 312,009,562 |
| 250 " ～ 260 " | 142,250 | 291,350 | 362,629,787 | 229,259,926 | 2,195,690 | 2,900 | 297,633,372 |
| 260 " ～ 270 " | 125,850 | 264,200 | 333,390,390 | 198,879,984 | 1,181,791 | 1,500 | 274,793,782 |
| 270 " ～ 280 " | 113,950 | 243,300 | 313,357,442 | 204,828,751 | 2,914,777 | 2,650 | 259,907,045 |
| 280 " ～ 290 " | 114,500 | 232,700 | 326,029,882 | 187,369,004 | 2,315,546 | 2,150 | 273,523,706 |
| 290 " ～ 300 " | 105,100 | 222,900 | 309,969,203 | 149,338,632 | 1,065,106 | 800 | 259,882,407 |
| 300 " ～ 350 " | 384,100 | 823,450 | 1,243,385,638 | 588,414,335 | 5,121,281 | 6,300 | 1,060,520,233 |
| 350 " ～ 400 " | 258,700 | 592,350 | 965,321,171 | 365,470,980 | 10,869,704 | 8,000 | 835,351,360 |
| 400 " ～ 450 " | 189,050 | 437,050 | 801,582,622 | 270,623,939 | 13,499,517 | 6,500 | 703,219,286 |
| 450 " ～ 500 " | 129,500 | 298,050 | 613,831,400 | 165,404,011 | 14,397,001 | 6,450 | 544,761,830 |
| 500 " ～ 600 " | 160,300 | 393,850 | 875,209,303 | 190,104,974 | 20,359,974 | 7,200 | 787,876,250 |
| 600 " ～ 700 " | 113,300 | 281,250 | 731,992,254 | 127,057,124 | 18,446,036 | 5,100 | 668,591,085 |
| 700 " ～ 800 " | 70,850 | 178,700 | 530,256,231 | 78,155,572 | 20,163,749 | 5,850 | 487,469,342 |
| 800 " ～ 900 " | 47,800 | 126,950 | 406,285,887 | 38,140,538 | 13,931,867 | 2,750 | 376,635,317 |
| 900 " ～ 1000 " | 36,750 | 100,300 | 349,624,943 | 27,593,365 | 21,282,148 | 3,400 | 325,812,118 |
| 1000 " ～ 1500 " | 100,250 | 270,350 | 1,205,237,459 | 95,806,532 | 122,502,981 | 13,850 | 1,140,022,498 |
| 1500 " ～ | 88,200 | 231,500 | 2,625,897,752 | 92,931,920 | 952,097,551 | 31,700 | 2,571,545,136 |
| 不詳 | 884,150 | 1,512,250 | - | - | - | - | - |

注) 1. 特例対象被保険者の所得は30/100軽減後の額を集計している。
 2. 「(再掲) 特例対象被保険者のいる世帯」の各項目は特例対象の国保被保険者がいる世帯単位で集計しているため、特例対象被保険者

賦課状況（市町村） ―一般世帯― <擬制世帯を除く>

| 固定資産 税額 | 固定資産 税のある 世帯数 | 短期被保険者証等交付世帯数 | | 保険料（税）賦課経過措置適用世帯数 | | | | | | | |
|-------------|---------------------|---------------|------------|-----------------------|-------------|--------------------|----------------------------|-------------------------------|---------------------------|-----|--|
| | | 短期被保 険者証 | 資 格 証明書 | 旧国保被 保険者合算 軽減のみ | 平等割 半額のみ | 平等割 1/4 軽減のみ | 旧国保被保険者 合算軽減 かつ平等割半額 | 旧国保被保険者 合算軽減かつ 平等割1/4軽減 | 被扶養者で あった者に 対する緩和措置 | その他 | |
| 千円 | | | | | | | | | | | |
| 218,729,321 | 2,338,750 | 784,650 | 154,750 | 155,550 | 48,950 | 10,800 | 67,350 | 16,200 | 500 | - | |
| 564,472 | 8,450 | 4,050 | 100 | 700 | 100 | - | 200 | - | - | - | |
| 18,586,494 | 313,950 | 139,950 | 21,750 | 44,300 | 2,250 | 400 | 20,150 | 6,750 | 200 | - | |
| 10,055,316 | 162,650 | 52,400 | 6,650 | 16,950 | 2,450 | 100 | 7,000 | 1,900 | - | - | |
| 4,726,578 | 70,500 | 23,700 | 4,450 | 8,550 | 500 | - | 3,450 | 700 | 50 | - | |
| 4,262,605 | 64,250 | 18,550 | 2,650 | 6,450 | 650 | 50 | 3,150 | 1,500 | - | - | |
| 4,607,156 | 72,400 | 21,400 | 3,800 | 8,250 | 1,050 | - | 4,850 | 700 | - | - | |
| 4,868,313 | 76,300 | 16,350 | 2,550 | 5,350 | 450 | - | 4,700 | 450 | - | - | |
| 4,745,042 | 75,900 | 17,750 | 2,100 | 6,250 | 800 | 100 | 4,750 | 350 | - | - | |
| 5,765,513 | 79,150 | 15,900 | 3,250 | 8,250 | 300 | - | 4,000 | 1,200 | - | - | |
| 5,438,791 | 79,850 | 16,600 | 2,900 | 8,550 | 800 | 50 | 4,000 | 800 | - | - | |
| 5,636,041 | 84,600 | 23,850 | 5,750 | 5,850 | 1,850 | 500 | 4,750 | 600 | - | - | |
| 5,233,617 | 74,950 | 22,900 | 3,300 | 6,100 | 700 | 100 | 2,050 | 500 | - | - | |
| 5,649,145 | 75,200 | 18,900 | 4,200 | 6,800 | 1,300 | 100 | 1,850 | 500 | 100 | - | |
| 5,470,469 | 71,000 | 15,300 | 2,350 | 2,000 | 1,750 | 550 | 1,850 | 150 | 50 | - | |
| 5,223,253 | 64,550 | 16,150 | 1,800 | 4,200 | 2,850 | 450 | 600 | 100 | - | - | |
| 5,034,461 | 63,300 | 21,050 | 3,200 | 3,250 | 3,200 | 1,000 | - | - | - | - | |
| 5,286,222 | 59,500 | 15,750 | 2,150 | 2,700 | 2,150 | 500 | - | - | - | - | |
| 4,683,022 | 51,100 | 13,750 | 3,400 | 2,150 | 1,500 | 550 | - | - | 100 | - | |
| 3,856,554 | 48,300 | 11,550 | 1,050 | 1,600 | 1,750 | 550 | 100 | - | - | - | |
| 4,006,123 | 41,800 | 12,600 | 1,500 | 900 | 1,650 | 500 | - | - | - | - | |
| 3,192,184 | 38,900 | 11,000 | 1,500 | 600 | 1,900 | 600 | - | - | - | - | |
| 3,208,210 | 35,500 | 12,600 | 1,900 | 950 | 1,200 | 200 | - | - | - | - | |
| 4,018,961 | 38,000 | 9,400 | 1,500 | 1,200 | 1,800 | 150 | - | - | - | - | |
| 3,660,365 | 37,450 | 9,350 | 1,550 | 700 | 800 | 400 | - | - | - | - | |
| 3,377,202 | 31,800 | 5,950 | 1,450 | 200 | 900 | 100 | - | - | - | - | |
| 3,322,451 | 30,400 | 5,450 | 450 | 250 | 1,600 | - | - | - | - | - | |
| 2,602,395 | 25,700 | 6,400 | 1,200 | 200 | 500 | 200 | - | - | - | - | |
| 2,657,480 | 24,300 | 4,300 | 350 | - | 800 | 100 | - | - | - | - | |
| 2,980,153 | 23,450 | 5,000 | 100 | 200 | 350 | 400 | - | - | - | - | |
| 2,357,609 | 24,300 | 4,950 | 400 | 150 | 1,000 | 150 | - | - | - | - | |
| 8,573,494 | 80,200 | 15,050 | 1,500 | 700 | 2,250 | 1,100 | 100 | - | - | - | |
| 6,871,005 | 54,850 | 8,600 | 500 | 50 | 2,350 | 300 | - | - | - | - | |
| 5,907,028 | 39,200 | 7,050 | 400 | 150 | 400 | 500 | - | - | - | - | |
| 4,742,980 | 28,800 | 5,200 | 100 | - | 250 | 100 | - | - | - | - | |
| 7,700,768 | 38,050 | 2,850 | 550 | - | 700 | 150 | - | - | - | - | |
| 4,402,706 | 23,900 | 1,800 | 200 | 50 | 1,100 | 150 | - | - | - | - | |
| 3,866,867 | 16,200 | 1,250 | 150 | - | 350 | 150 | - | - | - | - | |
| 3,466,392 | 12,250 | 600 | - | 100 | 150 | - | - | - | - | - | |
| 2,462,535 | 8,350 | 950 | - | - | 300 | 50 | - | - | - | - | |
| 11,119,522 | 24,850 | 600 | - | - | 600 | 350 | - | - | - | - | |
| 9,756,769 | 15,950 | 300 | - | - | 500 | - | - | - | - | - | |
| 5,347,531 | 57,100 | 171,600 | 62,150 | 1,600 | 1,200 | 150 | - | - | - | - | |

ではない被保険者に係る数値も含まれる。

第1表-5 世帯の所得階級別、保険料（税）

| 所得階級別 | 医療給付費分 | | | | | | | 保険料(税) 調定額 |
|-------------------|---------------------|-------------------|-----------|-------------------|----------------------|------------------|-----------|-------------------|
| | 保険料(税) 調定額 | 保険料(税) 軽減額 | 軽減 世帯数 | 賦課限度額 を超える額 | 賦課限度 額を越え る世帯数 | 減免等 による額 | 減免 世帯数 | |
| 総数 | 千円 1,705,607,294 | 千円 268,527,068 | 8,474,550 | 千円 218,031,261 | 395,100 | 千円 11,153,100 | 478,500 | 千円 534,332,765 |
| (再掲)特例対象被保険者のいる世帯 | 7,542,892 | 2,180,086 | 75,550 | 680,030 | 950 | 66,166 | 4,750 | 2,342,668 |
| 所得なし | 56,722,886 | 119,491,462 | 3,380,700 | - | - | 474,263 | 88,600 | 17,304,837 |
| ～30万円未満 | 21,044,955 | 41,883,112 | 1,102,050 | 107 | 50 | 200,544 | 31,550 | 6,402,000 |
| 30万円以上～40 " | 13,402,875 | 16,964,994 | 492,000 | 845 | 100 | 80,640 | 16,250 | 4,098,410 |
| 40 " ～50 " | 14,405,617 | 12,069,251 | 391,600 | - | - | 113,430 | 18,150 | 4,406,830 |
| 50 " ～60 " | 19,605,482 | 11,757,484 | 412,100 | - | - | 135,840 | 16,650 | 6,039,463 |
| 60 " ～70 " | 22,989,744 | 9,500,444 | 383,250 | - | - | 228,451 | 21,350 | 7,066,575 |
| 70 " ～80 " | 27,355,146 | 9,512,003 | 394,250 | 3,690 | 50 | 256,098 | 19,650 | 8,442,293 |
| 80 " ～90 " | 32,331,877 | 8,550,641 | 314,100 | 15,239 | 100 | 247,596 | 19,450 | 9,990,923 |
| 90 " ～100 " | 36,024,614 | 7,402,875 | 265,200 | 1,335 | 50 | 267,974 | 19,800 | 11,157,589 |
| 100 " ～110 " | 46,230,818 | 6,148,628 | 248,350 | - | - | 393,447 | 24,150 | 14,314,019 |
| 110 " ～120 " | 44,872,714 | 4,467,640 | 229,100 | - | - | 353,845 | 17,400 | 13,905,832 |
| 120 " ～130 " | 48,376,678 | 4,314,747 | 229,950 | 20,728 | 100 | 446,321 | 18,300 | 15,087,441 |
| 130 " ～140 " | 46,364,238 | 3,112,172 | 171,800 | - | - | 364,929 | 14,150 | 14,379,768 |
| 140 " ～150 " | 45,416,289 | 2,109,211 | 110,350 | - | - | 216,590 | 10,600 | 14,089,787 |
| 150 " ～160 " | 49,932,117 | 1,320,648 | 54,750 | - | - | 551,288 | 16,050 | 15,497,912 |
| 160 " ～170 " | 45,858,175 | 1,048,018 | 41,250 | 1,943 | 50 | 433,266 | 15,000 | 14,305,940 |
| 170 " ～180 " | 44,384,245 | 890,149 | 37,100 | - | - | 570,738 | 13,200 | 13,801,262 |
| 180 " ～190 " | 42,055,802 | 641,430 | 24,600 | 344 | 50 | 254,622 | 9,500 | 13,184,453 |
| 190 " ～200 " | 42,077,429 | 533,531 | 18,900 | 6,848 | 150 | 168,869 | 7,000 | 13,032,333 |
| 200 " ～210 " | 38,521,823 | 383,553 | 13,200 | 10,306 | 150 | 295,046 | 5,300 | 11,879,373 |
| 210 " ～220 " | 36,774,399 | 376,550 | 12,600 | - | - | 380,783 | 5,700 | 11,325,660 |
| 220 " ～230 " | 35,688,412 | 376,110 | 12,600 | 30,325 | 200 | 285,336 | 4,300 | 11,117,017 |
| 230 " ～240 " | 37,941,373 | 199,743 | 6,200 | - | - | 175,355 | 3,600 | 11,807,876 |
| 240 " ～250 " | 33,800,216 | 179,559 | 6,300 | 694 | 50 | 122,363 | 2,350 | 10,527,473 |
| 250 " ～260 " | 31,520,984 | 196,497 | 5,300 | 13,771 | 200 | 267,949 | 2,800 | 9,676,586 |
| 260 " ～270 " | 28,916,249 | 171,924 | 4,650 | 306 | 150 | 196,903 | 3,050 | 8,942,914 |
| 270 " ～280 " | 27,042,418 | 126,294 | 3,600 | - | - | 233,964 | 3,800 | 8,370,718 |
| 280 " ～290 " | 27,813,548 | 76,879 | 2,100 | - | - | 91,722 | 800 | 8,564,024 |
| 290 " ～300 " | 26,679,660 | 80,416 | 2,400 | - | - | 112,609 | 2,000 | 8,198,525 |
| 300 " ～350 " | 103,818,763 | 263,084 | 6,450 | 30,282 | 550 | 895,687 | 7,800 | 32,093,788 |
| 350 " ～400 " | 79,754,664 | 105,997 | 2,450 | 65,392 | 550 | 592,337 | 8,050 | 24,738,518 |
| 400 " ～450 " | 65,494,902 | 55,589 | 1,700 | 63,751 | 1,100 | 154,351 | 3,250 | 20,163,238 |
| 450 " ～500 " | 49,309,482 | 37,039 | 700 | 121,845 | 2,300 | 142,586 | 1,600 | 15,147,662 |
| 500 " ～600 " | 69,696,405 | 21,388 | 300 | 858,615 | 17,000 | 471,470 | 4,100 | 21,621,851 |
| 600 " ～700 " | 55,746,076 | 17,608 | 350 | 3,113,009 | 44,750 | 216,719 | 2,850 | 17,666,362 |
| 700 " ～800 " | 36,727,346 | - | - | 5,166,443 | 50,850 | 76,508 | 1,350 | 11,961,389 |
| 800 " ～900 " | 25,357,368 | 23,478 | 300 | 6,755,369 | 41,800 | 139,121 | 1,150 | 8,577,799 |
| 900 " ～1000 " | 19,606,875 | 1,190 | 50 | 7,995,824 | 34,150 | 2,160 | 150 | 6,701,492 |
| 1000 " ～1500 " | 53,849,029 | 6,013 | 100 | 39,718,335 | 98,850 | - | - | 18,648,600 |
| 1500 " ～ | 47,196,599 | 11,032 | 200 | 143,984,548 | 87,350 | 47,429 | 600 | 16,472,447 |
| 不詳 | 74,899,005 | 4,098,685 | 91,600 | 10,051,367 | 14,400 | 493,951 | 17,100 | 23,621,790 |

賦課状況（市町村） — 一般世帯 — < 擬制世帯を除く >（続き）

| 後期高齢者支援金分 | | | | | 介護納付金分 | | | | | |
|---------------|----------------|----------------------|-------------|------------|---------------|---------------|----------------|----------------------|-------------|------------|
| 保険料(税) 軽減額 | 賦課限度額 を超える額 | 賦課限度 額を越え る世帯数 | 減免等に よる額 | 減 免 世帯数 | 保険料(税) 調定額 | 保険料(税) 軽減額 | 賦課限度額 を超える額 | 賦課限度 額を越え る世帯数 | 減免等に よる額 | 減 免 世帯数 |
| 千円 | 千円 | | 千円 | | 千円 | 千円 | 千円 | | 千円 | |
| 84,106,098 | 59,206,202 | 319,300 | 3,597,844 | 421,500 | 191,675,919 | 29,427,599 | 24,837,948 | 157,900 | 1,382,850 | 173,450 |
| 680,405 | 279,375 | 550 | 21,421 | 4,350 | 1,465,285 | 462,356 | 462 | 100 | 9,735 | 3,000 |
| 37,281,059 | - | - | 135,172 | 64,600 | 6,526,706 | 14,203,241 | - | - | 50,577 | 26,900 |
| 13,089,339 | - | - | 58,255 | 25,350 | 2,288,036 | 4,696,979 | 80 | 50 | 19,365 | 10,200 |
| 5,313,264 | 393 | 100 | 22,993 | 12,800 | 1,635,443 | 2,003,024 | 555 | 100 | 7,485 | 5,100 |
| 3,765,196 | - | - | 34,270 | 16,100 | 1,510,137 | 1,176,999 | - | - | 13,812 | 6,500 |
| 3,665,308 | - | - | 41,149 | 13,600 | 1,982,873 | 1,262,875 | - | - | 11,781 | 4,200 |
| 2,960,961 | - | - | 69,179 | 18,250 | 2,198,713 | 846,236 | - | - | 18,486 | 5,050 |
| 2,988,887 | 1,571 | 50 | 79,800 | 17,900 | 2,460,325 | 825,533 | - | - | 34,125 | 7,550 |
| 2,726,752 | - | - | 74,928 | 16,250 | 2,832,022 | 721,979 | - | - | 22,557 | 4,800 |
| 2,344,225 | 694 | 50 | 85,605 | 17,250 | 3,184,008 | 479,005 | 251 | 50 | 17,705 | 4,250 |
| 1,942,245 | - | - | 126,459 | 23,250 | 3,884,482 | 568,557 | - | - | 50,663 | 8,500 |
| 1,408,629 | - | - | 113,718 | 16,250 | 3,445,288 | 392,683 | - | - | 33,556 | 5,850 |
| 1,377,814 | 6,456 | 100 | 140,933 | 17,350 | 3,992,669 | 377,477 | - | - | 54,259 | 6,500 |
| 979,854 | - | - | 118,127 | 13,800 | 3,599,447 | 230,396 | - | - | 38,872 | 5,550 |
| 671,507 | - | - | 73,509 | 10,500 | 3,669,366 | 171,763 | - | - | 19,548 | 3,600 |
| 416,286 | - | - | 184,333 | 15,650 | 4,799,849 | 150,003 | - | - | 61,588 | 6,500 |
| 328,534 | - | - | 140,790 | 14,850 | 4,281,449 | 136,418 | - | - | 43,774 | 7,100 |
| 289,454 | - | - | 183,891 | 13,050 | 4,345,939 | 119,371 | - | - | 80,448 | 6,500 |
| 207,415 | - | - | 80,195 | 9,500 | 3,883,484 | 66,265 | - | - | 26,013 | 3,100 |
| 172,973 | - | - | 53,651 | 7,000 | 4,137,717 | 69,949 | - | - | 29,729 | 4,750 |
| 117,447 | 1,914 | 150 | 98,730 | 5,200 | 3,616,586 | 44,093 | - | - | 29,327 | 2,250 |
| 118,831 | - | - | 129,619 | 5,700 | 3,618,119 | 47,236 | - | - | 67,489 | 3,450 |
| 124,243 | 2,366 | 100 | 91,357 | 4,050 | 3,503,982 | 54,128 | - | - | 12,279 | 700 |
| 62,481 | - | - | 55,780 | 3,500 | 4,324,267 | 25,491 | - | - | 23,173 | 1,800 |
| 58,364 | - | - | 40,322 | 2,250 | 3,363,710 | 15,434 | - | - | 12,548 | 750 |
| 58,522 | 4,662 | 200 | 89,114 | 2,800 | 3,191,252 | 17,025 | 1,069 | 50 | 20,449 | 1,200 |
| 54,231 | - | - | 67,729 | 2,950 | 2,986,615 | 15,300 | 79 | 50 | 53,302 | 2,700 |
| 38,123 | - | - | 79,662 | 3,800 | 2,629,892 | 20,594 | - | - | 45,726 | 2,650 |
| 22,311 | - | - | 32,234 | 800 | 2,830,283 | 9,710 | - | - | 1,247 | 350 |
| 25,370 | - | - | 39,992 | 1,900 | 3,160,226 | 9,423 | - | - | 10,047 | 450 |
| 87,873 | 1,887 | 200 | 300,111 | 7,700 | 11,915,220 | 36,351 | - | - | 92,807 | 2,600 |
| 31,501 | 12,134 | 700 | 205,522 | 8,050 | 9,761,502 | 11,610 | 1,432 | 200 | 107,691 | 5,050 |
| 18,723 | 22,506 | 1,450 | 51,056 | 3,250 | 8,401,226 | 12,342 | 12,912 | 550 | 24,015 | 1,850 |
| 12,214 | 20,665 | 1,050 | 47,120 | 1,600 | 6,248,705 | 5,117 | 9,384 | 1,300 | 20,900 | 750 |
| 6,613 | 138,678 | 8,800 | 155,619 | 3,950 | 9,356,849 | 709 | 136,894 | 8,550 | 69,516 | 2,800 |
| 5,339 | 562,297 | 24,650 | 71,488 | 2,850 | 7,308,262 | 4,586 | 348,534 | 14,200 | 29,126 | 1,500 |
| - | 780,460 | 27,850 | 27,339 | 1,350 | 5,194,576 | - | 460,200 | 12,800 | 19,105 | 700 |
| 9,422 | 1,342,545 | 31,700 | 22,488 | 1,100 | 3,986,046 | 4,088 | 695,747 | 13,600 | 11,510 | 650 |
| 560 | 1,661,291 | 28,250 | 864 | 150 | 3,106,546 | - | 754,540 | 13,450 | - | - |
| 1,323 | 9,933,022 | 94,550 | - | - | 8,611,826 | 1,995 | 3,780,544 | 42,900 | - | - |
| 3,038 | 41,783,236 | 87,000 | 16,691 | 600 | 7,517,206 | - | 16,641,256 | 42,250 | 8,000 | 50 |
| 1,319,871 | 2,929,427 | 12,350 | 158,050 | 14,650 | 12,385,072 | 593,613 | 1,994,471 | 7,800 | 90,254 | 8,700 |

第1表-6 世帯の所得階級別、保険料（税）

| 所得階級別 | 世帯数 | 被保険者数 | 所得総額 | 年金収入額 | 分離譲渡所得金額 | 分離譲渡所得のある世帯数 | 旧ただし書方式による課税標準額 |
|-------------------|---------|---------|-------------|-------------|------------|--------------|-----------------|
| | | | 千円 | 千円 | 千円 | | 千円 |
| 総数 | 277,000 | 342,000 | 285,541,990 | 279,705,779 | 13,757,172 | 2,500 | 213,715,430 |
| (再掲)特例対象被保険者のいる世帯 | 550 | 750 | 300,352 | 416,898 | - | - | 133,148 |
| 所得なし | 51,950 | 54,700 | - | 18,719,247 | - | - | - |
| ～30万円未満 | 40,000 | 45,000 | 6,611,482 | 27,949,580 | - | - | - |
| 30万円以上～40 " | 14,800 | 16,700 | 5,091,673 | 11,061,845 | 6,812 | 50 | 304,850 |
| 40 " ～50 " | 13,050 | 15,750 | 5,858,390 | 11,751,736 | - | - | 1,498,801 |
| 50 " ～60 " | 13,000 | 15,100 | 7,147,467 | 12,139,677 | - | - | 2,783,787 |
| 60 " ～70 " | 12,550 | 15,600 | 8,119,729 | 13,986,022 | 30,800 | 50 | 3,854,919 |
| 70 " ～80 " | 12,300 | 15,450 | 9,202,575 | 14,983,641 | - | - | 4,880,825 |
| 80 " ～90 " | 13,250 | 16,300 | 11,295,834 | 16,969,822 | - | - | 6,775,810 |
| 90 " ～100 " | 9,000 | 10,500 | 8,532,739 | 12,786,014 | 2,533 | 50 | 5,509,340 |
| 100 " ～110 " | 9,550 | 13,000 | 10,023,496 | 11,914,058 | 1,674 | 50 | 6,404,367 |
| 110 " ～120 " | 8,850 | 11,350 | 10,125,574 | 11,636,663 | - | - | 6,928,465 |
| 120 " ～130 " | 8,400 | 11,150 | 10,447,964 | 12,738,882 | - | - | 7,400,951 |
| 130 " ～140 " | 7,250 | 9,400 | 9,757,362 | 10,429,527 | 24,615 | 50 | 7,294,990 |
| 140 " ～150 " | 5,400 | 7,250 | 7,785,898 | 7,582,078 | - | - | 5,798,681 |
| 150 " ～160 " | 4,350 | 6,050 | 6,728,198 | 6,406,075 | - | - | 5,056,200 |
| 160 " ～170 " | 4,550 | 5,800 | 7,484,754 | 6,917,683 | 127 | 100 | 5,886,170 |
| 170 " ～180 " | 3,850 | 5,600 | 6,713,320 | 6,631,107 | - | - | 5,145,820 |
| 180 " ～190 " | 4,300 | 6,050 | 7,919,382 | 6,878,421 | 78,680 | 50 | 6,256,015 |
| 190 " ～200 " | 3,450 | 5,300 | 6,701,099 | 5,463,184 | - | - | 5,450,959 |
| 200 " ～210 " | 3,000 | 4,400 | 6,149,550 | 5,061,170 | 3,600 | 200 | 5,110,050 |
| 210 " ～220 " | 2,050 | 3,100 | 4,407,435 | 3,614,983 | 31,635 | 150 | 3,505,917 |
| 220 " ～230 " | 2,000 | 3,350 | 4,527,116 | 3,569,788 | - | - | 3,834,858 |
| 230 " ～240 " | 2,600 | 3,600 | 6,096,739 | 3,827,742 | - | - | 5,110,658 |
| 240 " ～250 " | 2,350 | 3,950 | 5,764,860 | 4,139,943 | - | - | 4,923,054 |
| 250 " ～260 " | 1,450 | 2,000 | 3,681,607 | 2,458,760 | 1 | 50 | 3,145,665 |
| 260 " ～270 " | 1,450 | 2,200 | 3,849,653 | 3,060,061 | - | - | 3,248,653 |
| 270 " ～280 " | 1,050 | 1,400 | 2,887,898 | 1,746,995 | 162,414 | 100 | 2,511,634 |
| 280 " ～290 " | 1,300 | 1,700 | 3,671,305 | 2,410,058 | - | - | 3,242,305 |
| 290 " ～300 " | 1,000 | 1,300 | 2,942,950 | 1,684,546 | - | - | 2,513,950 |
| 300 " ～350 " | 5,150 | 8,200 | 16,794,098 | 7,853,724 | 89,697 | 500 | 14,479,486 |
| 350 " ～400 " | 2,950 | 3,950 | 10,983,114 | 4,764,084 | 281,532 | 100 | 9,875,450 |
| 400 " ～450 " | 1,600 | 2,450 | 6,744,160 | 2,186,504 | - | - | 6,007,325 |
| 450 " ～500 " | 750 | 1,400 | 3,597,945 | 607,092 | 96,562 | 50 | 3,333,945 |
| 500 " ～600 " | 1,550 | 2,250 | 8,496,503 | 1,735,923 | - | - | 7,823,003 |
| 600 " ～700 " | 350 | 650 | 2,330,061 | 571,581 | 1,205 | 50 | 2,199,284 |
| 700 " ～800 " | 600 | 1,100 | 4,561,301 | 711,099 | 1,743,267 | 300 | 4,264,301 |
| 800 " ～900 " | 550 | 750 | 4,721,952 | 351,877 | 818,150 | 150 | 4,484,329 |
| 900 " ～1000 " | 50 | 50 | 479,187 | 61,865 | 452,322 | 50 | 462,687 |
| 1000 " ～1500 " | 900 | 1,100 | 10,521,689 | 1,118,360 | 1,004,341 | 100 | 10,158,689 |
| 1500 " ～ | 950 | 1,750 | 26,785,935 | 1,224,365 | 8,927,206 | 300 | 26,249,240 |
| 不詳 | 3,500 | 5,300 | - | - | - | - | - |

注) 1. 特例対象被保険者の所得は30/100軽減後の額を集計している。
 2. 「(再掲)特例対象被保険者のいる世帯」の各項目は特例対象の国保被保険者がいる世帯単位で集計しているため、特例対象被保険者

賦課状況（市町村） —退職世帯— <擬制世帯を除く>

| 固定資産 税額 | 固定資産 税のある 世帯数 | 短期被保険者証等交付世帯数 | | 保険料（税）賦課経過措置適用世帯数 | | | | | | | |
|------------|---------------------|---------------|------------|-----------------------|-------------|--------------------|----------------------------|-------------------------------|---------------------------|-----|--|
| | | 短期被保 険者証 | 資 格 証明書 | 旧国保被 保険者合算 軽減のみ | 平等割 半額のみ | 平等割 1/4 軽減のみ | 旧国保被保険者 合算軽減 かつ平等割半額 | 旧国保被保険者 合算軽減かつ 平等割1/4軽減 | 被扶養者で あった者に 対する緩和措置 | その他 | |
| 千円 | | | | | | | | | | | |
| 3,928,935 | 55,750 | 6,850 | 600 | 3,350 | 200 | 50 | 450 | 200 | - | - | |
| 2,200 | 100 | - | - | 50 | - | - | - | - | - | - | |
| 375,055 | 6,900 | 1,300 | 300 | 1,000 | - | - | 100 | - | - | - | |
| 328,538 | 7,550 | 850 | 100 | 800 | 200 | - | 250 | - | - | - | |
| 208,520 | 3,050 | 650 | - | 450 | - | - | - | - | - | - | |
| 149,827 | 2,650 | 550 | - | - | - | - | 100 | - | - | - | |
| 298,510 | 2,800 | 50 | 100 | 200 | - | - | - | - | - | - | |
| 181,961 | 2,750 | 400 | - | - | - | - | - | - | - | - | |
| 162,626 | 2,800 | 250 | 100 | 200 | - | - | - | - | - | - | |
| 159,069 | 2,650 | 100 | - | - | - | - | - | - | - | - | |
| 135,004 | 1,850 | 50 | - | 150 | - | - | - | - | - | - | |
| 111,637 | 2,300 | 300 | - | 200 | - | - | - | 200 | - | - | |
| 105,358 | 1,850 | 100 | - | 150 | - | - | - | - | - | - | |
| 66,225 | 1,150 | 600 | - | 100 | - | - | - | - | - | - | |
| 84,182 | 1,200 | 200 | - | 100 | - | - | - | - | - | - | |
| 102,775 | 1,800 | 50 | - | - | - | - | - | - | - | - | |
| 93,828 | 1,200 | - | - | - | - | - | - | - | - | - | |
| 100,503 | 1,100 | - | - | - | - | 50 | - | - | - | - | |
| 50,199 | 850 | 200 | - | - | - | - | - | - | - | - | |
| 85,037 | 1,000 | - | - | - | - | - | - | - | - | - | |
| 39,898 | 450 | 50 | - | - | - | - | - | - | - | - | |
| 31,806 | 750 | 250 | - | - | - | - | - | - | - | - | |
| 132,966 | 1,150 | 50 | - | - | - | - | - | - | - | - | |
| 60,689 | 600 | 150 | - | - | - | - | - | - | - | - | |
| 25,550 | 550 | 150 | - | - | - | - | - | - | - | - | |
| 77,938 | 350 | 100 | - | - | - | - | - | - | - | - | |
| 20,069 | 350 | - | - | - | - | - | - | - | - | - | |
| 47,520 | 550 | - | - | - | - | - | - | - | - | - | |
| 47,805 | 400 | 50 | - | - | - | - | - | - | - | - | |
| 7,586 | 400 | 150 | - | - | - | - | - | - | - | - | |
| 77,152 | 250 | - | - | - | - | - | - | - | - | - | |
| 192,680 | 1,150 | 100 | - | - | - | - | - | - | - | - | |
| 79,190 | 750 | - | - | - | - | - | - | - | - | - | |
| 37,918 | 500 | - | - | - | - | - | - | - | - | - | |
| 16,405 | 250 | - | - | - | - | - | - | - | - | - | |
| 46,660 | 500 | - | - | - | - | - | - | - | - | - | |
| 1,875 | 50 | - | - | - | - | - | - | - | - | - | |
| 11,240 | 200 | - | - | - | - | - | - | - | - | - | |
| 18,830 | 100 | - | - | - | - | - | - | - | - | - | |
| 1,895 | 50 | - | - | - | - | - | - | - | - | - | |
| 16,030 | 50 | - | - | - | - | - | - | - | - | - | |
| 36,420 | 250 | - | - | - | - | - | - | - | - | - | |
| 101,960 | 650 | 150 | - | - | - | - | - | - | - | - | |

ではない被保険者に係る数値も含まれる。

第1表-6 世帯の所得階級別、保険料（税）

| 所得階級別 | 医療給付費分 | | | | | | | 保険料(税) 調定額 |
|-------------------|------------------|-----------------|-----------|-----------------|----------------------|---------------|-----------|-----------------|
| | 保険料(税) 調定額 | 保険料(税) 軽減額 | 軽減 世帯数 | 賦課限度額 を超える額 | 賦課限度 額を越え る世帯数 | 減免等によ る額 | 減免 世帯数 | |
| 総数 | 千円 22,571,369 | 千円 3,335,630 | 153,100 | 千円 1,726,638 | 5,950 | 千円 118,911 | 6,250 | 千円 7,048,711 |
| (再掲)特例対象被保険者のいる世帯 | 25,593 | 9,916 | 550 | - | - | - | - | 8,355 |
| 所得なし | 855,508 | 1,045,247 | 43,250 | 8,224 | 650 | 7,439 | 1,650 | 265,062 |
| ～30万円未満 | 685,550 | 913,276 | 34,000 | 1,028 | 250 | 2,123 | 800 | 210,699 |
| 30万円以上～40 " | 334,769 | 288,442 | 12,600 | 1,114 | 150 | 38 | 150 | 104,689 |
| 40 " ～50 " | 449,634 | 250,235 | 11,650 | - | - | 2,605 | 300 | 138,773 |
| 50 " ～60 " | 557,261 | 222,423 | 10,800 | - | - | 4,228 | 300 | 166,619 |
| 60 " ～70 " | 672,357 | 162,050 | 10,250 | 297 | 50 | 3,827 | 500 | 209,342 |
| 70 " ～80 " | 746,811 | 169,437 | 9,900 | 11,868 | 400 | 907 | 100 | 229,384 |
| 80 " ～90 " | 1,002,854 | 85,503 | 5,200 | 492 | 100 | 17,527 | 300 | 308,424 |
| 90 " ～100 " | 751,888 | 26,313 | 2,500 | 6,117 | 100 | 14,648 | 550 | 236,306 |
| 100 " ～110 " | 861,989 | 55,422 | 3,900 | - | - | - | - | 270,820 |
| 110 " ～120 " | 904,284 | 35,279 | 2,900 | 3,458 | 100 | - | - | 288,084 |
| 120 " ～130 " | 902,982 | 39,818 | 3,350 | 16,000 | 450 | 11,659 | 450 | 285,466 |
| 130 " ～140 " | 826,396 | 19,099 | 1,500 | 874 | 100 | 10,455 | 50 | 260,941 |
| 140 " ～150 " | 668,031 | 6,195 | 200 | - | - | 1,253 | 150 | 204,714 |
| 150 " ～160 " | 589,792 | - | - | 4,011 | 100 | 2,100 | 150 | 179,922 |
| 160 " ～170 " | 668,839 | - | - | - | - | 127 | 50 | 214,887 |
| 170 " ～180 " | 559,922 | 600 | 100 | - | - | 8,330 | 250 | 176,273 |
| 180 " ～190 " | 646,309 | 5,179 | 250 | - | - | - | - | 201,261 |
| 190 " ～200 " | 558,483 | - | - | - | - | - | - | 179,085 |
| 200 " ～210 " | 490,671 | - | - | 2,736 | 200 | - | - | 151,219 |
| 210 " ～220 " | 386,232 | - | - | - | - | - | - | 113,683 |
| 220 " ～230 " | 376,173 | - | - | - | - | - | - | 114,878 |
| 230 " ～240 " | 521,031 | - | - | - | - | - | - | 160,692 |
| 240 " ～250 " | 509,542 | - | - | - | - | - | - | 143,130 |
| 250 " ～260 " | 283,271 | - | - | - | - | - | - | 85,643 |
| 260 " ～270 " | 308,597 | - | - | - | - | - | - | 101,751 |
| 270 " ～280 " | 232,329 | - | - | - | - | - | - | 67,602 |
| 280 " ～290 " | 254,216 | - | - | - | - | 14,670 | 400 | 82,299 |
| 290 " ～300 " | 238,847 | - | - | - | - | - | - | 73,343 |
| 300 " ～350 " | 1,446,748 | - | - | 2,721 | 100 | 215 | 50 | 432,347 |
| 350 " ～400 " | 876,097 | - | - | 6,701 | 100 | - | - | 281,290 |
| 400 " ～450 " | 497,098 | - | - | - | - | 16,760 | 50 | 137,746 |
| 450 " ～500 " | 271,592 | - | - | - | - | - | - | 84,624 |
| 500 " ～600 " | 580,058 | - | - | 7,572 | 150 | - | - | 185,363 |
| 600 " ～700 " | 154,982 | - | - | 33,517 | 250 | - | - | 50,731 |
| 700 " ～800 " | 289,249 | - | - | 8,911 | 200 | - | - | 99,109 |
| 800 " ～900 " | 227,809 | - | - | 92,213 | 550 | - | - | 78,411 |
| 900 " ～1000 " | 27,000 | - | - | 8,157 | 50 | - | - | 9,500 |
| 1000 " ～1500 " | 469,063 | - | - | 249,445 | 900 | - | - | 165,094 |
| 1500 " ～ | 503,173 | - | - | 1,250,721 | 950 | - | - | 174,990 |
| 不詳 | 383,932 | 11,113 | 750 | 10,464 | 50 | - | - | 124,518 |

賦課状況（市町村） ー退職世帯ー <擬制世帯を除く>（続き）

| 後期高齢者支援金分 | | | | | 介護納付金分 | | | | | |
|---------------|----------------|------------------|---------|-------|---------------|---------------|----------------|------------------|---------|-------|
| 保険料(税) 軽減額 | 賦課限度額 を超える額 | 賦課限度額 を超える世帯数 | 減免等による額 | 減免世帯数 | 保険料(税) 調定額 | 保険料(税) 軽減額 | 賦課限度額 を超える額 | 賦課限度額 を超える世帯数 | 減免等による額 | 減免世帯数 |
| 千円 | 千円 | | 千円 | | 千円 | 千円 | 千円 | | 千円 | |
| 1,048,523 | 559,589 | 5,000 | 39,265 | 5,850 | 6,649,119 | 1,154,984 | 472,294 | 3,500 | 35,350 | 5,600 |
| 4,330 | - | - | - | - | 8,814 | 4,543 | - | - | - | - |
| 327,564 | 1,026 | 150 | 2,579 | 1,550 | 368,529 | 379,700 | - | - | 3,212 | 1,550 |
| 283,321 | 318 | 100 | 762 | 700 | 265,650 | 303,127 | - | - | 833 | 600 |
| 90,794 | 620 | 150 | 15 | 150 | 123,128 | 101,276 | 817 | 250 | 15 | 150 |
| 77,340 | - | - | 889 | 300 | 146,994 | 82,867 | - | - | 1,177 | 300 |
| 67,623 | - | - | 1,197 | 300 | 166,241 | 70,762 | - | - | 791 | 150 |
| 52,866 | - | - | 1,373 | 500 | 215,866 | 59,004 | - | - | 1,293 | 500 |
| 54,461 | 2,976 | 400 | - | - | 230,258 | 58,282 | - | - | - | - |
| 28,857 | - | - | 4,666 | 200 | 315,076 | 33,720 | - | - | 2,616 | 200 |
| 8,795 | 1,814 | 100 | 4,540 | 550 | 223,812 | 9,792 | - | - | 4,598 | 550 |
| 18,875 | - | - | - | - | 260,931 | 20,000 | - | - | - | - |
| 11,462 | 1,217 | 100 | - | - | 257,218 | 11,153 | - | - | - | - |
| 13,283 | 4,348 | 450 | 4,294 | 450 | 244,235 | 11,411 | 5,262 | 400 | 2,850 | 450 |
| 6,022 | - | - | 3,225 | 50 | 231,936 | 5,118 | 790 | 100 | 3,315 | 50 |
| 1,767 | - | - | 486 | 150 | 188,340 | 1,713 | - | - | 481 | 150 |
| - | 2,151 | 100 | 705 | 150 | 172,234 | - | - | - | 705 | 150 |
| - | - | - | 67 | 50 | 201,679 | - | - | - | 54 | 50 |
| 240 | 12 | 50 | 2,810 | 250 | 165,136 | 440 | - | - | 2,145 | 250 |
| 1,734 | - | - | - | - | 188,193 | 1,235 | - | - | - | - |
| - | - | - | - | - | 172,452 | - | - | - | - | - |
| - | 860 | 200 | - | - | 136,024 | - | - | - | - | - |
| - | - | - | - | - | 101,015 | - | - | - | - | - |
| - | - | - | - | - | 104,939 | - | - | - | - | - |
| - | - | - | - | - | 115,812 | - | - | - | - | - |
| - | - | - | - | - | 119,979 | - | - | - | - | - |
| - | - | - | - | - | 70,055 | - | - | - | - | - |
| - | - | - | - | - | 96,797 | - | - | - | - | - |
| - | - | - | - | - | 52,257 | - | - | - | - | - |
| - | - | - | 5,088 | 400 | 72,173 | - | - | - | 4,834 | 400 |
| - | - | - | - | - | 69,794 | - | - | - | - | - |
| - | 2,436 | 100 | 113 | 50 | 383,668 | - | - | - | 92 | 50 |
| - | 332 | 100 | - | - | 266,472 | - | 251 | 50 | - | - |
| - | - | - | 6,457 | 50 | 122,012 | - | - | - | 6,337 | 50 |
| - | - | - | - | - | 64,050 | - | - | - | - | - |
| - | 3,834 | 200 | - | - | 153,665 | - | 2,121 | 200 | - | - |
| - | 789 | 100 | - | - | 52,597 | - | 609 | 50 | - | - |
| - | 21,526 | 200 | - | - | 60,792 | - | 11,017 | 200 | - | - |
| - | 26,290 | 550 | - | - | 75,177 | - | 20,072 | 550 | - | - |
| - | 3,950 | 50 | - | - | 8,000 | - | 4,535 | 50 | - | - |
| - | 37,669 | 900 | - | - | 124,114 | - | 17,217 | 700 | - | - |
| - | 444,450 | 950 | - | - | 150,372 | - | 409,606 | 950 | - | - |
| 3,518 | 2,974 | 50 | - | - | 111,447 | 5,383 | - | - | - | - |

第2表-1-1 世帯の所得階級別、

| 所得階級別 | 世帯数 | 被保険者数 | 医療給付費分 | | |
|-----------------|------------|------------|---------------------|---------------------|------------|
| | | | 保険料(税) 算定額 | 所得割額 | 所得割額のある世帯 |
| 総数 | 18,509,600 | 29,443,700 | 千円 2,535,711,620 | 千円 1,420,325,278 | 10,860,000 |
| 所得なし | 5,086,300 | 6,163,350 | 246,225,326 | 585,302 | 7,500 |
| ～ 30万円未満 | 1,448,000 | 1,984,250 | 78,170,202 | 18,561 | 850 |
| 30万円以上～ 40 " | 626,700 | 927,100 | 36,647,169 | 964,472 | 370,200 |
| 40 " ～ 50 " | 492,200 | 712,400 | 31,893,579 | 4,195,978 | 472,600 |
| 50 " ～ 60 " | 512,650 | 762,450 | 37,515,921 | 8,020,386 | 497,150 |
| 60 " ～ 70 " | 473,350 | 729,600 | 38,553,544 | 10,538,719 | 465,200 |
| 70 " ～ 80 " | 481,150 | 753,400 | 43,180,712 | 14,246,653 | 479,500 |
| 80 " ～ 90 " | 481,350 | 775,400 | 46,946,526 | 17,561,640 | 479,050 |
| 90 " ～ 100 " | 478,850 | 775,300 | 50,356,145 | 20,926,085 | 476,350 |
| 100 " ～ 110 " | 545,200 | 897,850 | 61,415,808 | 27,645,527 | 541,050 |
| 110 " ～ 120 " | 476,950 | 790,200 | 57,371,869 | 27,728,595 | 476,550 |
| 120 " ～ 130 " | 484,400 | 807,850 | 61,400,270 | 31,288,756 | 483,450 |
| 130 " ～ 140 " | 431,400 | 729,500 | 57,899,469 | 30,650,028 | 430,000 |
| 140 " ～ 150 " | 380,700 | 644,950 | 54,138,600 | 29,929,766 | 380,600 |
| 150 " ～ 160 " | 401,850 | 686,150 | 59,916,881 | 34,334,695 | 401,450 |
| 160 " ～ 170 " | 344,850 | 605,150 | 54,174,430 | 31,579,806 | 344,650 |
| 170 " ～ 180 " | 321,200 | 570,000 | 52,656,319 | 31,500,791 | 320,600 |
| 180 " ～ 190 " | 285,800 | 518,550 | 48,820,580 | 29,887,054 | 285,800 |
| 190 " ～ 200 " | 271,450 | 497,700 | 48,539,194 | 30,527,970 | 271,000 |
| 200 " ～ 210 " | 236,000 | 439,100 | 44,049,770 | 28,019,770 | 235,600 |
| 210 " ～ 220 " | 218,950 | 405,950 | 42,086,570 | 27,274,977 | 218,850 |
| 220 " ～ 230 " | 203,100 | 385,150 | 40,613,585 | 26,582,682 | 203,100 |
| 230 " ～ 240 " | 202,650 | 384,300 | 42,122,315 | 28,112,887 | 202,650 |
| 240 " ～ 250 " | 174,750 | 346,650 | 37,943,222 | 25,329,977 | 174,750 |
| 250 " ～ 260 " | 160,700 | 318,000 | 35,799,463 | 24,300,310 | 160,700 |
| 260 " ～ 270 " | 139,150 | 287,550 | 32,233,471 | 22,003,206 | 139,150 |
| 270 " ～ 280 " | 127,850 | 265,650 | 30,531,534 | 20,991,918 | 127,850 |
| 280 " ～ 290 " | 128,400 | 254,550 | 31,161,831 | 22,002,989 | 128,400 |
| 290 " ～ 300 " | 114,900 | 240,850 | 29,318,722 | 20,702,036 | 114,800 |
| 300 " ～ 350 " | 429,400 | 905,250 | 116,942,270 | 84,726,833 | 429,350 |
| 350 " ～ 400 " | 290,100 | 650,950 | 89,770,682 | 66,874,363 | 290,100 |
| 400 " ～ 450 " | 207,750 | 469,800 | 71,894,187 | 55,131,177 | 207,750 |
| 450 " ～ 500 " | 141,950 | 322,300 | 54,396,606 | 42,742,225 | 141,950 |
| 500 " ～ 600 " | 179,950 | 432,000 | 79,289,030 | 63,429,918 | 179,950 |
| 600 " ～ 700 " | 123,900 | 302,200 | 64,394,537 | 53,424,640 | 123,900 |
| 700 " ～ 800 " | 78,550 | 193,700 | 46,410,220 | 39,072,851 | 78,550 |
| 800 " ～ 900 " | 53,050 | 139,000 | 35,886,011 | 30,554,508 | 53,050 |
| 900 " ～ 1000 " | 39,250 | 106,700 | 29,231,922 | 25,269,851 | 39,050 |
| 1000 " ～ 1500 " | 113,950 | 301,900 | 105,943,155 | 93,738,593 | 113,900 |
| 1500 " ～ | 97,150 | 251,400 | 210,301,446 | 199,635,236 | 97,150 |
| 不詳 | 1,023,800 | 1,709,600 | 99,568,524 | 38,273,545 | 215,900 |

保険料（税）算定状況（市町村） — 全世界帯 —

| 医療給付費分 | | | | | |
|-----------------------------------|------------|-----------|----------------------|-------------|-------------|
| 所得割額のある世帯 の旧ただし書方式 による課税標準額 | 資産割額 | 資産割額のある世帯 | 資産割額のある世帯 の固定資産税額 | 被保険者均等割額 | 世帯別平等割額 |
| 千円 | 千円 | | 千円 | 千円 | 千円 |
| 19,118,337,968 | 50,312,394 | 2,528,950 | 230,967,184 | 737,860,293 | 327,213,657 |
| - | 4,617,192 | 378,950 | 21,054,730 | 154,702,192 | 86,320,640 |
| - | 2,396,510 | 184,150 | 10,933,673 | 49,013,290 | 26,741,841 |
| 12,500,171 | 1,122,296 | 78,150 | 5,038,625 | 22,905,693 | 11,654,709 |
| 55,456,075 | 983,855 | 69,350 | 4,487,786 | 17,549,535 | 9,164,211 |
| 106,568,966 | 1,069,934 | 76,800 | 4,941,948 | 18,849,506 | 9,576,097 |
| 140,611,201 | 1,109,920 | 80,450 | 5,122,764 | 17,970,798 | 8,934,108 |
| 190,606,342 | 1,132,210 | 82,150 | 5,143,062 | 18,700,610 | 9,101,240 |
| 235,250,032 | 1,361,094 | 84,350 | 6,015,862 | 19,112,701 | 8,911,090 |
| 280,460,927 | 1,251,637 | 84,450 | 5,604,625 | 19,066,290 | 9,112,133 |
| 372,071,781 | 1,285,694 | 90,300 | 5,924,027 | 22,324,252 | 10,160,334 |
| 372,121,961 | 1,176,127 | 79,950 | 5,456,879 | 19,499,014 | 8,968,133 |
| 424,622,683 | 1,319,585 | 80,300 | 6,055,590 | 19,799,349 | 8,992,580 |
| 415,564,894 | 1,186,105 | 73,050 | 5,599,015 | 18,282,476 | 7,780,860 |
| 404,889,602 | 1,117,885 | 67,450 | 5,255,604 | 16,020,556 | 7,070,393 |
| 466,640,435 | 1,173,944 | 65,700 | 5,147,620 | 17,191,626 | 7,216,616 |
| 430,279,473 | 1,107,484 | 61,500 | 5,290,434 | 15,126,390 | 6,360,749 |
| 430,569,367 | 1,113,139 | 52,750 | 5,072,315 | 14,290,930 | 5,751,458 |
| 407,757,826 | 837,151 | 50,050 | 3,979,107 | 12,794,488 | 5,301,887 |
| 415,211,739 | 894,818 | 43,850 | 4,140,852 | 12,313,093 | 4,803,313 |
| 383,748,339 | 730,630 | 40,500 | 3,257,655 | 11,084,307 | 4,215,064 |
| 376,554,490 | 781,182 | 38,650 | 3,536,674 | 10,295,688 | 3,734,724 |
| 368,741,636 | 872,595 | 39,100 | 4,082,456 | 9,605,465 | 3,552,844 |
| 388,439,600 | 768,365 | 38,250 | 3,658,724 | 9,686,114 | 3,554,949 |
| 350,198,383 | 777,568 | 33,850 | 3,640,236 | 8,806,262 | 3,029,415 |
| 336,957,244 | 737,267 | 31,450 | 3,372,170 | 7,985,009 | 2,776,877 |
| 304,109,904 | 592,445 | 27,100 | 2,713,571 | 7,190,523 | 2,447,298 |
| 292,062,491 | 597,850 | 25,650 | 2,885,681 | 6,647,443 | 2,294,324 |
| 307,205,975 | 581,348 | 24,450 | 2,936,151 | 6,503,918 | 2,073,575 |
| 283,903,575 | 541,498 | 25,300 | 2,493,760 | 6,129,597 | 1,945,592 |
| 1,186,324,904 | 1,964,137 | 83,900 | 9,037,299 | 23,043,346 | 7,207,954 |
| 937,486,506 | 1,471,442 | 58,300 | 7,084,585 | 16,708,610 | 4,716,267 |
| 773,911,921 | 1,268,994 | 40,150 | 5,786,113 | 12,108,767 | 3,385,249 |
| 597,325,936 | 1,053,985 | 29,800 | 4,857,999 | 8,300,785 | 2,299,611 |
| 885,099,977 | 1,687,111 | 40,900 | 8,047,520 | 11,079,482 | 3,092,518 |
| 731,597,418 | 1,061,912 | 24,400 | 4,467,303 | 7,893,989 | 2,013,996 |
| 540,906,066 | 1,023,092 | 17,800 | 4,139,872 | 4,988,564 | 1,325,712 |
| 418,802,704 | 709,802 | 13,050 | 3,698,350 | 3,697,883 | 923,818 |
| 345,947,924 | 596,164 | 8,400 | 2,478,733 | 2,662,937 | 702,970 |
| 1,292,669,438 | 2,425,875 | 25,950 | 11,559,635 | 7,824,729 | 1,953,957 |
| 2,855,160,065 | 2,447,003 | 17,250 | 11,296,548 | 6,748,719 | 1,470,489 |
| - | 1,365,548 | 61,050 | 5,671,631 | 43,355,366 | 16,574,065 |

第2表-1-1 世帯の所得階級別、

| 所得階級別 | 後期高齢者支援金分 | | | | | | |
|-----------|-------------|-------------|------------|---------------------------|------------|-----------|-------------|
| | 保険料(税)算定額 | 所得割額 | 所得割額のある世帯 | 所得割額のある世帯の旧ただし書方式による課税標準額 | 資産割額 | 資産割額のある世帯 | 被保険者均等割額 |
| | 千円 | 千円 | | 千円 | 千円 | | 千円 |
| 総数 | 784,465,365 | 439,850,307 | 10,859,400 | 19,118,337,842 | 10,653,509 | 1,909,950 | 241,951,038 |
| 所得なし | 76,410,144 | 169,957 | 7,500 | - | 998,702 | 284,100 | 50,618,063 |
| ～30万円未満 | 24,180,108 | 5,694 | 850 | - | 551,206 | 144,650 | 15,979,251 |
| 30万円以上～40 | 11,351,885 | 302,605 | 369,700 | 12,500,050 | 257,349 | 60,650 | 7,469,058 |
| 40 | 9,835,965 | 1,304,938 | 472,500 | 55,456,070 | 212,364 | 53,050 | 5,723,998 |
| 50 | 11,612,652 | 2,500,631 | 497,150 | 106,568,966 | 251,121 | 61,150 | 6,158,479 |
| 60 | 11,940,081 | 3,284,439 | 465,200 | 140,611,201 | 265,214 | 64,150 | 5,877,168 |
| 70 | 13,380,142 | 4,429,055 | 479,500 | 190,606,342 | 262,636 | 65,200 | 6,107,251 |
| 80 | 14,596,865 | 5,476,450 | 479,050 | 235,250,032 | 284,763 | 64,900 | 6,314,735 |
| 90 | 15,653,780 | 6,537,464 | 476,350 | 280,460,927 | 278,556 | 63,300 | 6,267,370 |
| 100 | 19,044,166 | 8,595,415 | 541,050 | 372,071,781 | 290,091 | 67,450 | 7,294,102 |
| 110 | 17,798,957 | 8,614,807 | 476,550 | 372,121,961 | 281,017 | 63,700 | 6,375,254 |
| 120 | 19,190,369 | 9,803,222 | 483,450 | 424,622,683 | 288,442 | 59,450 | 6,548,469 |
| 130 | 17,984,847 | 9,563,688 | 430,000 | 415,564,894 | 256,965 | 54,600 | 5,992,775 |
| 140 | 16,851,618 | 9,325,532 | 380,600 | 404,889,602 | 254,336 | 50,350 | 5,298,046 |
| 150 | 18,653,134 | 10,706,811 | 401,450 | 466,640,435 | 266,017 | 49,650 | 5,651,737 |
| 160 | 16,886,882 | 9,868,447 | 344,650 | 430,279,473 | 263,254 | 47,000 | 4,987,915 |
| 170 | 16,346,334 | 9,793,624 | 320,600 | 430,569,367 | 239,127 | 40,450 | 4,719,897 |
| 180 | 15,279,968 | 9,341,437 | 285,800 | 407,757,826 | 213,559 | 38,050 | 4,253,411 |
| 190 | 15,045,657 | 9,480,445 | 271,000 | 415,211,739 | 202,031 | 32,950 | 4,041,129 |
| 200 | 13,592,929 | 8,648,545 | 235,600 | 383,748,339 | 162,436 | 31,250 | 3,611,600 |
| 210 | 12,942,081 | 8,393,684 | 218,850 | 376,554,490 | 182,624 | 30,100 | 3,354,626 |
| 220 | 12,643,317 | 8,312,183 | 203,100 | 368,741,636 | 172,949 | 27,750 | 3,198,361 |
| 230 | 13,108,481 | 8,771,112 | 202,650 | 388,439,600 | 157,897 | 26,750 | 3,197,668 |
| 240 | 11,816,996 | 7,904,606 | 174,750 | 350,198,383 | 169,245 | 25,650 | 2,906,512 |
| 250 | 10,980,295 | 7,453,969 | 160,700 | 336,957,244 | 154,527 | 23,300 | 2,603,188 |
| 260 | 9,993,092 | 6,805,519 | 139,150 | 304,109,904 | 113,608 | 19,050 | 2,410,228 |
| 270 | 9,466,258 | 6,528,903 | 127,850 | 292,062,491 | 133,751 | 18,400 | 2,170,142 |
| 280 | 9,594,811 | 6,776,495 | 128,400 | 307,205,975 | 130,087 | 17,600 | 2,123,584 |
| 290 | 9,034,047 | 6,385,329 | 114,800 | 283,903,575 | 126,123 | 18,800 | 1,996,320 |
| 300 | 36,122,820 | 26,144,325 | 429,350 | 1,186,324,904 | 424,804 | 61,400 | 7,597,212 |
| 350 | 27,846,328 | 20,752,467 | 290,100 | 937,486,506 | 311,525 | 42,000 | 5,498,406 |
| 400 | 22,177,952 | 17,003,876 | 207,750 | 773,911,921 | 273,763 | 28,900 | 3,981,640 |
| 450 | 16,649,114 | 13,122,352 | 141,950 | 597,325,936 | 185,999 | 21,750 | 2,718,337 |
| 500 | 24,448,580 | 19,598,065 | 179,950 | 885,099,977 | 378,829 | 31,700 | 3,620,946 |
| 600 | 19,976,793 | 16,608,626 | 123,900 | 731,597,418 | 233,963 | 18,450 | 2,563,821 |
| 700 | 14,105,096 | 11,918,735 | 78,550 | 540,906,066 | 196,953 | 13,200 | 1,618,434 |
| 800 | 11,065,318 | 9,489,048 | 53,050 | 418,802,704 | 131,904 | 9,500 | 1,188,844 |
| 900 | 8,868,336 | 7,698,819 | 39,050 | 345,947,924 | 101,877 | 6,150 | 881,011 |
| 1000 | 32,509,645 | 29,032,112 | 113,900 | 1,292,669,438 | 410,897 | 19,950 | 2,531,560 |
| 1500 | 64,292,518 | 61,396,550 | 97,150 | 2,855,160,065 | 330,524 | 13,300 | 2,161,917 |
| 不詳 | 31,187,003 | 12,000,327 | 215,900 | - | 252,476 | 40,200 | 14,338,578 |

保険料（税）算定状況（市町村） — 全世界帯 — （続き）

| 世帯別 平等割額 | 介護納付金分 | | | | | | | |
|-------------|---------------|-------------|---------------|-----------------------------------|-----------|---------------|--------------|-------------|
| | 保険料(税) 算定額 | 所得割額 | 所得割額の ある世帯 | 所得割額のある世帯 の旧ただし書方式に よる課税標準額 | 資産割額 | 資産割額の ある世帯 | 被保険者 均等割額 | 世帯別 平等割額 |
| 千円 | 千円 | 千円 | | 千円 | 千円 | | 千円 | 千円 |
| 92,010,514 | 297,086,499 | 161,981,104 | 4,119,100 | 9,101,480,756 | 2,875,005 | 605,400 | 100,685,963 | 31,544,427 |
| 24,623,431 | 28,827,478 | 19,738 | 850 | - | 316,089 | 94,400 | 20,793,391 | 7,698,261 |
| 7,643,957 | 8,881,700 | 2,302 | 350 | - | 147,348 | 41,050 | 6,392,384 | 2,339,665 |
| 3,322,873 | 4,522,274 | 93,176 | 134,950 | 4,358,715 | 64,873 | 17,500 | 3,195,032 | 1,169,194 |
| 2,594,666 | 3,521,690 | 389,440 | 160,800 | 18,617,386 | 52,810 | 14,800 | 2,278,958 | 800,482 |
| 2,702,421 | 4,167,951 | 784,450 | 172,100 | 36,846,506 | 60,646 | 15,350 | 2,467,595 | 855,261 |
| 2,513,261 | 3,983,599 | 924,636 | 148,650 | 44,358,534 | 62,431 | 16,200 | 2,251,351 | 745,182 |
| 2,581,201 | 4,274,831 | 1,248,573 | 151,050 | 59,141,052 | 47,802 | 15,600 | 2,209,112 | 769,343 |
| 2,520,917 | 4,554,624 | 1,474,386 | 148,050 | 71,185,527 | 52,278 | 14,150 | 2,273,499 | 754,460 |
| 2,570,391 | 4,626,522 | 1,704,571 | 141,050 | 82,427,931 | 56,808 | 12,850 | 2,142,223 | 722,921 |
| 2,864,558 | 5,825,725 | 2,314,187 | 169,050 | 114,859,103 | 58,649 | 17,250 | 2,604,379 | 848,511 |
| 2,527,879 | 5,064,399 | 2,118,749 | 137,650 | 105,529,466 | 49,672 | 14,400 | 2,153,390 | 742,588 |
| 2,550,237 | 5,576,257 | 2,537,670 | 145,550 | 125,815,353 | 44,641 | 12,950 | 2,259,893 | 734,055 |
| 2,171,419 | 5,023,668 | 2,317,491 | 126,600 | 120,008,811 | 40,759 | 12,300 | 2,018,392 | 647,025 |
| 1,973,704 | 4,831,093 | 2,295,459 | 112,900 | 118,269,251 | 46,173 | 9,750 | 1,886,719 | 602,742 |
| 2,028,570 | 6,126,183 | 3,145,196 | 134,600 | 154,706,998 | 66,104 | 11,450 | 2,201,708 | 713,176 |
| 1,767,266 | 5,509,705 | 2,905,926 | 122,000 | 150,454,918 | 49,852 | 12,450 | 1,954,261 | 599,666 |
| 1,593,679 | 5,527,955 | 2,984,184 | 118,700 | 156,682,475 | 58,481 | 11,250 | 1,903,402 | 581,888 |
| 1,471,560 | 4,812,666 | 2,612,310 | 101,000 | 141,651,159 | 47,147 | 11,150 | 1,642,001 | 511,209 |
| 1,322,052 | 5,078,756 | 2,927,636 | 102,800 | 155,815,578 | 43,562 | 10,750 | 1,648,783 | 458,775 |
| 1,170,349 | 4,364,837 | 2,496,459 | 88,150 | 141,818,675 | 40,978 | 10,200 | 1,415,438 | 411,962 |
| 1,011,147 | 4,533,729 | 2,710,735 | 88,700 | 150,566,281 | 42,222 | 9,200 | 1,369,148 | 411,624 |
| 959,824 | 4,305,740 | 2,622,243 | 78,750 | 141,559,277 | 32,000 | 8,900 | 1,293,731 | 357,766 |
| 981,804 | 5,004,375 | 3,104,005 | 89,400 | 170,352,764 | 48,630 | 9,450 | 1,452,861 | 398,879 |
| 836,634 | 4,072,016 | 2,554,292 | 71,600 | 142,394,635 | 45,128 | 8,300 | 1,170,552 | 302,044 |
| 768,612 | 3,860,355 | 2,412,109 | 67,750 | 139,371,361 | 32,173 | 7,900 | 1,119,729 | 296,343 |
| 663,737 | 3,595,588 | 2,245,059 | 59,950 | 128,920,583 | 33,055 | 7,400 | 1,048,542 | 268,932 |
| 633,462 | 3,152,893 | 2,002,023 | 49,550 | 112,135,813 | 47,599 | 6,950 | 869,621 | 233,649 |
| 564,646 | 3,359,391 | 2,198,137 | 54,900 | 130,302,081 | 48,056 | 7,500 | 905,008 | 208,190 |
| 526,275 | 3,600,251 | 2,394,108 | 55,150 | 135,005,176 | 44,562 | 7,800 | 924,610 | 236,971 |
| 1,956,480 | 14,136,491 | 9,624,791 | 205,250 | 560,256,436 | 128,324 | 26,750 | 3,500,402 | 882,975 |
| 1,283,930 | 11,568,955 | 8,232,085 | 156,350 | 500,779,652 | 83,343 | 18,050 | 2,643,240 | 610,287 |
| 918,673 | 9,559,149 | 7,012,911 | 115,450 | 426,975,442 | 99,237 | 14,400 | 2,002,698 | 444,304 |
| 622,427 | 7,135,543 | 5,440,693 | 79,150 | 330,468,246 | 53,333 | 10,500 | 1,325,995 | 315,521 |
| 850,740 | 11,147,369 | 8,783,021 | 106,650 | 518,686,263 | 106,226 | 15,450 | 1,825,771 | 432,351 |
| 570,384 | 8,680,695 | 7,046,236 | 73,950 | 432,546,376 | 85,639 | 10,900 | 1,261,207 | 287,614 |
| 370,974 | 6,532,558 | 5,427,223 | 48,400 | 330,754,800 | 81,418 | 7,550 | 842,499 | 181,418 |
| 255,523 | 5,359,894 | 4,522,979 | 35,000 | 274,330,370 | 58,872 | 5,250 | 657,118 | 120,925 |
| 186,629 | 4,068,105 | 3,496,240 | 25,800 | 227,277,179 | 25,229 | 3,500 | 449,550 | 97,087 |
| 535,077 | 14,358,533 | 12,613,053 | 71,950 | 806,956,789 | 137,467 | 12,450 | 1,324,719 | 283,294 |
| 403,526 | 27,085,982 | 25,715,394 | 57,550 | 1,639,293,796 | 110,709 | 7,950 | 1,038,761 | 221,118 |
| 4,595,622 | 16,866,972 | 6,527,232 | 111,000 | - | 124,680 | 23,450 | 7,968,290 | 2,246,769 |

第2表-1-2 世帯の所得階級別、

| 所得階級別 | 世帯数 | 被保険者数 | 医療給付費分 | | |
|-----------------|-----------|-----------|-------------------|------------------|-----------|
| | | | 保険料(税) 算定額 | 所得割額 | 所得割額のある世帯 |
| 総数 | 2,052,650 | 3,817,450 | 千円 232,990,805 | 千円 97,054,996 | 1,703,200 |
| 所得なし | 278,000 | 306,400 | 11,088,252 | 55,206 | 950 |
| ～ 30万円未満 | 48,200 | 58,100 | 2,133,429 | 6,142 | 150 |
| 30万円以上～ 40 " | 21,900 | 35,850 | 1,291,587 | 29,161 | 10,750 |
| 40 " ～ 50 " | 16,300 | 25,200 | 1,035,574 | 119,392 | 14,200 |
| 50 " ～ 60 " | 20,250 | 33,500 | 1,524,941 | 284,434 | 18,350 |
| 60 " ～ 70 " | 147,750 | 158,500 | 10,430,601 | 3,498,247 | 146,550 |
| 70 " ～ 80 " | 178,650 | 191,800 | 13,974,274 | 5,569,148 | 178,250 |
| 80 " ～ 90 " | 119,150 | 147,050 | 10,626,856 | 4,430,082 | 118,350 |
| 90 " ～ 100 " | 108,500 | 173,400 | 11,273,924 | 4,637,726 | 107,750 |
| 100 " ～ 110 " | 172,000 | 337,150 | 20,638,007 | 8,578,295 | 170,650 |
| 110 " ～ 120 " | 205,300 | 415,300 | 26,394,128 | 11,657,798 | 205,300 |
| 120 " ～ 130 " | 212,200 | 436,950 | 29,059,786 | 13,490,725 | 212,150 |
| 130 " ～ 140 " | 165,400 | 356,250 | 23,955,056 | 11,363,055 | 164,550 |
| 140 " ～ 150 " | 103,850 | 241,100 | 16,247,929 | 7,854,599 | 103,850 |
| 150 " ～ 160 " | 51,450 | 154,250 | 9,020,499 | 4,046,544 | 51,050 |
| 160 " ～ 170 " | 38,950 | 123,850 | 7,427,541 | 3,409,778 | 38,950 |
| 170 " ～ 180 " | 35,000 | 116,600 | 6,832,140 | 3,212,040 | 35,000 |
| 180 " ～ 190 " | 21,200 | 75,500 | 4,275,400 | 1,993,299 | 21,200 |
| 190 " ～ 200 " | 16,350 | 63,250 | 3,687,988 | 1,803,197 | 16,350 |
| 200 " ～ 210 " | 12,600 | 50,950 | 3,020,913 | 1,499,576 | 12,600 |
| 210 " ～ 220 " | 11,150 | 48,350 | 2,810,174 | 1,360,896 | 11,150 |
| 220 " ～ 230 " | 11,400 | 48,400 | 2,842,248 | 1,436,293 | 11,400 |
| 230 " ～ 240 " | 4,600 | 21,200 | 1,270,169 | 601,827 | 4,600 |
| 240 " ～ 250 " | 5,500 | 24,900 | 1,467,271 | 724,301 | 5,500 |
| 250 " ～ 260 " | 3,650 | 17,850 | 1,028,202 | 511,054 | 3,650 |
| 260 " ～ 270 " | 3,650 | 18,400 | 1,137,701 | 601,714 | 3,650 |
| 270 " ～ 280 " | 2,550 | 13,300 | 785,319 | 401,475 | 2,550 |
| 280 " ～ 290 " | 1,250 | 5,850 | 351,748 | 197,337 | 1,250 |
| 290 " ～ 300 " | 1,600 | 8,550 | 519,517 | 287,499 | 1,600 |
| 300 " ～ 350 " | 3,450 | 17,000 | 1,100,205 | 612,857 | 3,450 |
| 350 " ～ 400 " | 1,650 | 8,800 | 613,703 | 359,376 | 1,650 |
| 400 " ～ 450 " | 900 | 1,800 | 315,876 | 251,756 | 900 |
| 450 " ～ 500 " | 300 | 1,200 | 109,731 | 76,093 | 300 |
| 500 " ～ 600 " | 50 | 500 | 27,279 | 15,799 | 50 |
| 600 " ～ 700 " | 50 | 150 | 25,383 | 19,895 | 50 |
| 700 " ～ 800 " | - | - | - | - | - |
| 800 " ～ 900 " | - | - | - | - | - |
| 900 " ～ 1000 " | - | - | - | - | - |
| 1000 " ～ 1500 " | - | - | - | - | - |
| 1500 " ～ | - | - | - | - | - |
| 不詳 | 27,900 | 80,250 | 4,647,454 | 2,058,384 | 24,500 |

保険料（税）算定状況（市町村） — 全世界帯 —

（再掲） 2割軽減世帯

| 医療給付費分 | | | | | |
|-----------------------------------|-----------|-----------|----------------------|------------|------------|
| 所得割額のある世帯 の旧ただし書方式 による課税標準額 | 資産割額 | 資産割額のある世帯 | 資産割額のある世帯 の固定資産税額 | 被保険者均等割額 | 世帯別平等割額 |
| 千円 | 千円 | 千円 | 千円 | 千円 | 千円 |
| 1,279,496,825 | 5,149,334 | 335,600 | 23,832,152 | 94,081,315 | 36,705,160 |
| - | 85,523 | 10,600 | 371,012 | 7,595,851 | 3,351,673 |
| - | 51,660 | 4,800 | 238,241 | 1,455,305 | 620,322 |
| 392,712 | 36,484 | 3,000 | 176,518 | 875,452 | 350,490 |
| 1,590,891 | 37,144 | 2,550 | 155,268 | 611,684 | 267,354 |
| 3,778,637 | 59,386 | 4,050 | 257,809 | 823,129 | 357,993 |
| 45,922,641 | 231,225 | 16,650 | 1,055,438 | 4,000,709 | 2,700,420 |
| 74,810,926 | 295,042 | 22,950 | 1,398,123 | 4,838,031 | 3,272,053 |
| 59,024,331 | 341,057 | 22,150 | 1,574,173 | 3,743,484 | 2,112,233 |
| 61,992,233 | 298,912 | 18,950 | 1,273,728 | 4,344,079 | 1,993,207 |
| 115,381,432 | 500,351 | 35,900 | 2,313,905 | 8,280,008 | 3,279,353 |
| 156,748,930 | 661,386 | 45,450 | 3,040,799 | 10,054,580 | 4,020,364 |
| 181,579,649 | 759,869 | 44,000 | 3,531,901 | 10,600,194 | 4,208,998 |
| 154,684,761 | 593,216 | 38,250 | 2,917,274 | 8,864,596 | 3,134,189 |
| 105,574,501 | 394,641 | 24,050 | 1,804,066 | 5,967,722 | 2,030,968 |
| 54,700,963 | 166,258 | 9,450 | 758,272 | 3,849,131 | 958,566 |
| 46,107,831 | 125,292 | 6,700 | 648,369 | 3,173,706 | 718,766 |
| 43,809,719 | 126,089 | 6,000 | 555,360 | 2,829,870 | 664,141 |
| 27,751,960 | 65,200 | 4,350 | 314,692 | 1,814,267 | 402,634 |
| 23,717,871 | 46,804 | 2,050 | 161,111 | 1,514,030 | 323,957 |
| 19,676,021 | 37,744 | 1,800 | 146,244 | 1,226,656 | 256,937 |
| 18,670,935 | 41,920 | 2,400 | 213,520 | 1,195,909 | 211,449 |
| 19,560,839 | 19,578 | 1,250 | 112,267 | 1,155,283 | 231,095 |
| 8,546,993 | 10,327 | 550 | 50,712 | 579,807 | 78,207 |
| 10,139,500 | 18,947 | 850 | 72,218 | 642,265 | 81,758 |
| 7,325,020 | 18,579 | 650 | 65,670 | 426,465 | 72,105 |
| 7,748,619 | 10,310 | 650 | 74,675 | 449,670 | 76,008 |
| 5,686,255 | 19,956 | 800 | 78,904 | 319,224 | 44,664 |
| 2,713,562 | 3,106 | 250 | 18,315 | 128,855 | 22,450 |
| 3,733,965 | 9,893 | 350 | 28,590 | 190,726 | 31,399 |
| 8,646,752 | 13,918 | 900 | 87,732 | 401,968 | 71,462 |
| 4,528,732 | 2,719 | 150 | 19,130 | 216,140 | 35,468 |
| 3,379,503 | 4,295 | 100 | 13,215 | 39,101 | 20,725 |
| 1,077,066 | 2,709 | 100 | 18,810 | 24,540 | 6,390 |
| 200,500 | - | - | - | 10,600 | 880 |
| 292,576 | 188 | 50 | 1,255 | 4,050 | 1,250 |
| - | - | - | - | - | - |
| - | - | - | - | - | - |
| - | - | - | - | - | - |
| - | - | - | - | - | - |
| - | - | - | - | - | - |
| - | 59,606 | 2,850 | 284,837 | 1,834,230 | 695,234 |

第2表-1-2 世帯の所得階級別、

| 所得階級別 | 後期高齢者支援金分 | | | | | | |
|----------------|------------|------------|-----------|---------------------------|-----------|-----------|------------|
| | 保険料(税)算定額 | 所得割額 | 所得割額のある世帯 | 所得割額のある世帯の旧ただし書方式による課税標準額 | 資産割額 | 資産割額のある世帯 | 被保険者均等割額 |
| | 千円 | 千円 | | 千円 | 千円 | | 千円 |
| 総数 | 72,701,143 | 30,235,480 | 1,703,200 | 1,279,496,825 | 1,222,110 | 261,950 | 30,869,399 |
| 所得なし | 3,494,848 | 15,908 | 950 | - | 16,792 | 7,750 | 2,511,031 |
| ～30万円未満 | 665,420 | 1,871 | 150 | - | 11,752 | 3,900 | 474,797 |
| 30万円以上～40 " | 399,874 | 9,205 | 10,750 | 392,712 | 11,108 | 2,250 | 283,381 |
| 40 " ～50 " | 315,012 | 36,634 | 14,200 | 1,590,891 | 9,451 | 1,950 | 197,696 |
| 50 " ～60 " | 475,114 | 90,383 | 18,350 | 3,778,637 | 15,104 | 3,450 | 267,368 |
| 60 " ～70 " | 3,197,576 | 1,076,341 | 146,550 | 45,922,641 | 57,555 | 13,050 | 1,306,948 |
| 70 " ～80 " | 4,292,094 | 1,723,127 | 178,250 | 74,810,926 | 69,339 | 18,000 | 1,568,961 |
| 80 " ～90 " | 3,231,163 | 1,363,696 | 118,350 | 59,024,331 | 68,300 | 17,050 | 1,205,641 |
| 90 " ～100 " | 3,499,083 | 1,449,574 | 107,750 | 61,992,233 | 73,483 | 14,900 | 1,413,771 |
| 100 " ～110 " | 6,403,830 | 2,670,257 | 170,650 | 115,381,432 | 121,098 | 27,900 | 2,686,089 |
| 110 " ～120 " | 8,253,809 | 3,643,213 | 205,300 | 156,748,930 | 158,958 | 36,750 | 3,308,939 |
| 120 " ～130 " | 9,120,029 | 4,230,536 | 212,150 | 181,579,649 | 179,317 | 33,800 | 3,499,353 |
| 130 " ～140 " | 7,472,325 | 3,552,096 | 164,550 | 154,684,761 | 139,323 | 28,700 | 2,907,148 |
| 140 " ～150 " | 5,078,872 | 2,447,966 | 103,850 | 105,574,501 | 91,669 | 18,550 | 1,964,158 |
| 150 " ～160 " | 2,837,913 | 1,254,611 | 51,050 | 54,700,963 | 41,629 | 7,750 | 1,268,034 |
| 160 " ～170 " | 2,323,361 | 1,048,484 | 38,950 | 46,107,831 | 33,254 | 5,200 | 1,042,946 |
| 170 " ～180 " | 2,162,663 | 999,836 | 35,000 | 43,809,719 | 27,495 | 4,500 | 957,509 |
| 180 " ～190 " | 1,360,211 | 616,340 | 21,200 | 27,751,960 | 14,403 | 3,300 | 620,108 |
| 190 " ～200 " | 1,171,933 | 570,417 | 16,350 | 23,717,871 | 8,728 | 1,600 | 498,255 |
| 200 " ～210 " | 930,738 | 456,760 | 12,600 | 19,676,021 | 9,903 | 1,700 | 391,416 |
| 210 " ～220 " | 859,222 | 414,254 | 11,150 | 18,670,935 | 10,609 | 2,050 | 374,776 |
| 220 " ～230 " | 926,644 | 458,291 | 11,400 | 19,560,839 | 6,372 | 1,050 | 398,320 |
| 230 " ～240 " | 394,318 | 183,777 | 4,600 | 8,546,993 | 2,755 | 450 | 190,584 |
| 240 " ～250 " | 472,250 | 228,226 | 5,500 | 10,139,500 | 5,192 | 600 | 214,461 |
| 250 " ～260 " | 310,776 | 151,438 | 3,650 | 7,325,020 | 4,800 | 650 | 133,100 |
| 260 " ～270 " | 364,183 | 192,638 | 3,650 | 7,748,619 | 1,775 | 450 | 149,001 |
| 270 " ～280 " | 230,343 | 118,471 | 2,550 | 5,686,255 | 4,853 | 700 | 95,521 |
| 280 " ～290 " | 102,111 | 56,407 | 1,250 | 2,713,562 | 1,019 | 250 | 40,205 |
| 290 " ～300 " | 152,167 | 84,058 | 1,600 | 3,733,965 | 2,611 | 350 | 57,453 |
| 300 " ～350 " | 351,148 | 195,540 | 3,450 | 8,646,752 | 3,872 | 700 | 131,474 |
| 350 " ～400 " | 190,401 | 108,598 | 1,650 | 4,528,732 | 1,455 | 150 | 71,434 |
| 400 " ～450 " | 112,695 | 90,416 | 900 | 3,379,503 | 1,524 | 100 | 13,355 |
| 450 " ～500 " | 30,441 | 20,353 | 300 | 1,077,066 | 677 | 100 | 7,740 |
| 500 " ～600 " | 11,015 | 6,215 | 50 | 200,500 | - | - | 4,450 |
| 600 " ～700 " | 8,449 | 6,437 | 50 | 292,576 | 63 | 50 | 1,500 |
| 700 " ～800 " | - | - | - | - | - | - | - |
| 800 " ～900 " | - | - | - | - | - | - | - |
| 900 " ～1000 " | - | - | - | - | - | - | - |
| 1000 " ～1500 " | - | - | - | - | - | - | - |
| 1500 " ～ | - | - | - | - | - | - | - |
| 不詳 | 1,499,111 | 663,108 | 24,500 | - | 15,871 | 2,250 | 612,477 |

保険料（税）算定状況（市町村） — 全世界帯 — （続き）

（再掲） 2割軽減世帯

| 世帯別 平等割額 | 介護納付金分 | | | | | | | |
|-------------|---------------|-----------|---------------|-----------------------------------|---------|---------------|--------------|-------------|
| | 保険料(税) 算定額 | 所得割額 | 所得割額の ある世帯 | 所得割額のある世帯 の旧ただし書方式に よる課税標準額 | 資産割額 | 資産割額の ある世帯 | 被保険者 均等割額 | 世帯別 平等割額 |
| 千円 | 千円 | 千円 | | 千円 | 千円 | | 千円 | 千円 |
| 10,374,147 | 21,516,465 | 7,652,223 | 522,500 | 384,938,992 | 216,994 | 60,400 | 10,331,585 | 3,315,663 |
| 951,118 | 997,062 | - | - | - | 5,390 | 1,700 | 716,891 | 274,781 |
| 177,000 | 186,810 | 1,834 | 150 | - | 1,600 | 450 | 140,019 | 43,358 |
| 96,181 | 157,895 | 3,261 | 4,250 | 146,809 | 1,401 | 500 | 113,744 | 39,488 |
| 71,231 | 114,471 | 7,979 | 3,400 | 392,946 | 3,831 | 650 | 76,107 | 26,554 |
| 102,259 | 214,098 | 32,411 | 6,800 | 1,449,368 | 6,406 | 1,150 | 135,825 | 39,457 |
| 756,732 | 1,658,032 | 491,314 | 74,550 | 23,389,034 | 23,881 | 6,000 | 833,219 | 309,618 |
| 930,668 | 1,765,470 | 639,702 | 71,950 | 29,803,127 | 20,998 | 6,700 | 799,462 | 305,309 |
| 593,526 | 833,350 | 269,258 | 28,150 | 13,277,599 | 12,848 | 3,300 | 425,509 | 125,736 |
| 562,255 | 1,240,814 | 399,813 | 36,300 | 20,139,193 | 19,655 | 4,250 | 639,487 | 181,858 |
| 926,387 | 1,627,466 | 528,460 | 42,350 | 26,825,482 | 19,506 | 5,750 | 821,966 | 257,534 |
| 1,142,699 | 1,745,037 | 563,130 | 40,100 | 28,765,360 | 15,030 | 6,550 | 877,227 | 289,649 |
| 1,210,824 | 2,045,085 | 748,190 | 46,250 | 37,510,306 | 19,381 | 5,450 | 971,792 | 305,722 |
| 873,759 | 1,165,311 | 311,423 | 21,950 | 18,516,981 | 5,730 | 2,600 | 642,136 | 206,022 |
| 575,079 | 900,119 | 263,155 | 15,900 | 15,065,183 | 7,598 | 2,000 | 476,750 | 152,617 |
| 273,638 | 1,060,137 | 471,544 | 21,650 | 23,388,386 | 8,394 | 2,150 | 447,406 | 132,794 |
| 198,677 | 1,019,891 | 480,162 | 20,700 | 24,438,949 | 4,045 | 1,750 | 423,850 | 111,835 |
| 177,816 | 911,625 | 431,045 | 19,350 | 23,554,361 | 5,612 | 1,450 | 375,415 | 99,554 |
| 109,360 | 405,315 | 161,729 | 8,150 | 10,311,189 | 5,419 | 1,200 | 188,195 | 49,972 |
| 94,533 | 498,830 | 256,568 | 9,400 | 13,277,920 | 1,888 | 700 | 190,066 | 50,308 |
| 72,659 | 405,279 | 218,997 | 7,100 | 10,997,931 | 3,928 | 850 | 144,143 | 38,211 |
| 59,583 | 420,066 | 238,900 | 7,700 | 12,805,629 | 6,271 | 1,200 | 139,719 | 35,176 |
| 63,660 | 376,819 | 208,942 | 6,800 | 11,401,406 | 3,659 | 700 | 129,860 | 34,358 |
| 17,202 | 169,429 | 94,081 | 3,400 | 6,361,681 | 1,793 | 250 | 62,907 | 10,648 |
| 24,371 | 165,409 | 89,313 | 3,050 | 5,567,183 | 2,498 | 500 | 63,299 | 10,299 |
| 21,438 | 102,605 | 59,180 | 2,000 | 3,895,652 | 1,105 | 300 | 32,320 | 10,000 |
| 20,769 | 132,750 | 82,341 | 2,100 | 4,368,825 | 1,498 | 450 | 38,986 | 9,925 |
| 11,497 | 122,733 | 75,418 | 1,800 | 3,988,203 | 2,012 | 450 | 38,684 | 6,619 |
| 4,480 | 35,577 | 18,737 | 850 | 1,837,133 | - | - | 14,880 | 1,960 |
| 8,044 | 82,069 | 54,520 | 1,150 | 2,675,361 | 1,741 | 250 | 20,304 | 5,505 |
| 20,262 | 125,274 | 77,033 | 2,050 | 5,073,449 | 174 | 150 | 37,274 | 10,793 |
| 8,915 | 76,470 | 45,778 | 1,150 | 3,057,545 | - | - | 26,015 | 4,677 |
| 7,400 | 54,753 | 41,515 | 500 | 1,731,081 | 211 | 50 | 9,831 | 3,196 |
| 1,670 | 11,776 | 8,226 | 200 | 725,223 | - | - | 2,970 | 580 |
| 350 | 7,299 | 5,379 | 50 | 200,500 | - | - | 1,635 | 285 |
| 450 | 915 | - | - | - | - | - | 450 | 465 |
| - | - | - | - | - | - | - | - | - |
| - | - | - | - | - | - | - | - | - |
| - | - | - | - | - | - | - | - | - |
| - | - | - | - | - | - | - | - | - |
| - | - | - | - | - | - | - | - | - |
| 207,655 | 680,424 | 272,883 | 11,250 | - | 3,493 | 950 | 273,245 | 130,803 |

第2表-1-3 世帯の所得階級別、

| 所得階級別 | 世帯数 | 被保険者数 | 医療給付費分 | | |
|----------------|-----------|-----------|-------------------|------------------|-----------|
| | | | 保険料(税) 算定額 | 所得割額 | 所得割額のある世帯 |
| 総数 | 2,466,850 | 4,505,600 | 千円 211,000,905 | 千円 49,025,381 | 2,033,950 |
| 所得なし | 300,500 | 349,650 | 12,608,677 | 23,703 | 1,250 |
| ～30万円未満 | 75,750 | 108,650 | 4,002,210 | - | - |
| 30万円以上～40 " | 252,550 | 390,800 | 15,510,261 | 575,027 | 231,350 |
| 40 " ～50 " | 312,700 | 468,300 | 20,852,561 | 2,750,111 | 302,300 |
| 50 " ～60 " | 420,950 | 640,350 | 31,430,343 | 6,661,415 | 409,100 |
| 60 " ～70 " | 263,400 | 496,150 | 23,793,823 | 5,707,153 | 258,250 |
| 70 " ～80 " | 238,200 | 480,400 | 24,053,813 | 6,764,030 | 237,000 |
| 80 " ～90 " | 208,350 | 461,850 | 23,209,053 | 7,178,697 | 207,300 |
| 90 " ～100 " | 168,350 | 378,700 | 20,196,828 | 7,040,720 | 167,550 |
| 100 " ～110 " | 89,100 | 249,950 | 12,330,121 | 4,140,223 | 88,650 |
| 110 " ～120 " | 34,250 | 113,150 | 5,365,455 | 1,783,663 | 33,850 |
| 120 " ～130 " | 25,600 | 92,350 | 4,309,222 | 1,516,706 | 25,200 |
| 130 " ～140 " | 12,200 | 50,700 | 2,286,932 | 787,677 | 12,200 |
| 140 " ～150 " | 7,350 | 30,700 | 1,472,555 | 556,439 | 7,350 |
| 150 " ～160 " | 4,050 | 19,950 | 935,532 | 354,968 | 4,050 |
| 160 " ～170 " | 3,800 | 18,400 | 834,827 | 267,401 | 3,800 |
| 170 " ～180 " | 2,950 | 13,200 | 651,341 | 275,244 | 2,950 |
| 180 " ～190 " | 2,300 | 8,700 | 480,694 | 214,253 | 2,300 |
| 190 " ～200 " | 1,350 | 5,200 | 289,529 | 131,104 | 1,350 |
| 200 " ～210 " | 1,200 | 6,050 | 322,101 | 129,854 | 1,200 |
| 210 " ～220 " | 1,100 | 3,500 | 239,914 | 132,596 | 1,100 |
| 220 " ～230 " | 700 | 3,200 | 176,754 | 86,528 | 700 |
| 230 " ～240 " | 700 | 1,850 | 155,067 | 90,903 | 700 |
| 240 " ～250 " | 500 | 1,150 | 108,938 | 70,486 | 500 |
| 250 " ～260 " | 1,050 | 3,200 | 250,321 | 151,160 | 1,050 |
| 260 " ～270 " | 750 | 2,500 | 204,933 | 109,908 | 750 |
| 270 " ～280 " | 600 | 2,150 | 154,994 | 94,331 | 600 |
| 280 " ～290 " | 250 | 700 | 68,845 | 42,439 | 250 |
| 290 " ～300 " | 300 | 850 | 71,406 | 42,569 | 300 |
| 300 " ～350 " | 1,450 | 3,850 | 371,469 | 247,723 | 1,450 |
| 350 " ～400 " | 300 | 650 | 89,464 | 64,994 | 300 |
| 400 " ～450 " | - | - | - | - | - |
| 450 " ～500 " | 50 | 150 | 21,910 | 15,429 | 50 |
| 500 " ～600 " | 150 | 600 | 78,097 | 55,730 | 150 |
| 600 " ～700 " | - | - | - | - | - |
| 700 " ～800 " | - | - | - | - | - |
| 800 " ～900 " | - | - | - | - | - |
| 900 " ～1000 " | - | - | - | - | - |
| 1000 " ～1500 " | - | - | - | - | - |
| 1500 " ～ | - | - | - | - | - |
| 不詳 | 34,050 | 98,050 | 4,072,918 | 962,196 | 29,050 |

保険料（税）算定状況（市町村） — 全世界帯 —

（再掲） 5割軽減世帯

| 医療給付費分 | | | | | |
|-----------------------------------|-----------|-----------|----------------------|-------------|------------|
| 所得割額のある世帯 の旧ただし書方式 による課税標準額 | 資産割額 | 資産割額のある世帯 | 資産割額のある世帯 の固定資産税額 | 被保険者均等割額 | 世帯別平等割額 |
| 千円 | 千円 | 千円 | 千円 | 千円 | 千円 |
| 643,500,325 | 5,830,930 | 403,700 | 26,479,906 | 110,532,733 | 45,611,864 |
| - | 139,656 | 16,100 | 651,388 | 8,600,214 | 3,845,103 |
| - | 171,478 | 10,550 | 781,270 | 2,685,425 | 1,145,307 |
| 7,579,560 | 487,715 | 32,900 | 2,103,784 | 9,714,053 | 4,733,465 |
| 36,228,317 | 645,223 | 40,550 | 2,959,109 | 11,508,099 | 5,949,128 |
| 87,912,317 | 927,846 | 66,950 | 4,276,118 | 15,867,481 | 7,973,603 |
| 76,141,247 | 788,184 | 58,250 | 3,649,764 | 12,138,034 | 5,160,453 |
| 90,019,537 | 716,376 | 51,800 | 3,168,031 | 11,834,478 | 4,738,929 |
| 97,066,866 | 733,319 | 45,100 | 3,197,303 | 11,207,793 | 4,089,245 |
| 94,918,769 | 607,656 | 41,500 | 2,746,800 | 9,214,880 | 3,333,572 |
| 56,036,306 | 259,896 | 18,800 | 1,265,314 | 6,234,495 | 1,695,506 |
| 23,721,687 | 98,037 | 5,750 | 448,864 | 2,805,027 | 678,727 |
| 20,908,162 | 71,558 | 4,500 | 308,565 | 2,202,494 | 518,464 |
| 10,706,788 | 17,431 | 1,400 | 82,685 | 1,242,560 | 239,263 |
| 6,988,803 | 11,322 | 1,150 | 52,389 | 732,364 | 172,430 |
| 4,443,524 | 24,473 | 1,250 | 111,815 | 462,667 | 93,424 |
| 4,035,876 | 14,585 | 1,050 | 79,295 | 475,459 | 77,382 |
| 3,611,828 | 1,296 | 200 | 4,921 | 311,356 | 63,445 |
| 2,826,513 | 9,027 | 350 | 34,790 | 220,330 | 37,083 |
| 1,868,518 | 19,380 | 500 | 85,793 | 110,781 | 28,264 |
| 1,876,887 | 10,803 | 550 | 45,130 | 155,601 | 25,843 |
| 1,647,445 | 1,374 | 150 | 8,070 | 85,568 | 20,376 |
| 1,151,887 | 2,047 | 100 | 7,200 | 77,936 | 10,243 |
| 1,277,005 | 7,014 | 100 | 52,850 | 42,910 | 14,240 |
| 900,206 | 427 | 100 | 2,370 | 30,550 | 7,475 |
| 1,996,043 | 5,191 | 250 | 32,260 | 76,880 | 17,090 |
| 1,469,757 | - | - | - | 86,570 | 8,455 |
| 1,282,436 | 888 | 250 | 3,635 | 46,160 | 13,615 |
| 565,993 | 4,236 | 150 | 15,380 | 16,150 | 6,020 |
| 681,549 | 3,642 | 100 | 12,140 | 18,010 | 7,185 |
| 3,804,262 | 3,886 | 250 | 18,065 | 88,171 | 31,688 |
| 920,012 | 1,680 | 50 | 7,150 | 15,600 | 7,190 |
| - | - | - | - | - | - |
| 208,499 | 806 | 50 | 5,560 | 4,350 | 1,325 |
| 703,727 | 962 | 50 | 3,005 | 16,825 | 4,580 |
| - | - | - | - | - | - |
| - | - | - | - | - | - |
| - | - | - | - | - | - |
| - | - | - | - | - | - |
| - | - | - | - | - | - |
| - | - | - | - | - | - |
| - | 43,515 | 2,900 | 259,094 | 2,203,463 | 863,745 |

第2表-1-3 世帯の所得階級別、

| 所得階級別 | 後期高齢者支援金分 | | | | | | |
|----------------|------------|------------|-----------|---------------------------|-----------|-----------|------------|
| | 保険料(税)算定額 | 所得割額 | 所得割額のある世帯 | 所得割額のある世帯の旧ただし書方式による課税標準額 | 資産割額 | 資産割額のある世帯 | 被保険者均等割額 |
| | 千円 | 千円 | | 千円 | 千円 | | 千円 |
| 総数 | 65,763,960 | 15,327,436 | 2,033,450 | 643,500,203 | 1,309,083 | 314,400 | 36,211,379 |
| 所得なし | 3,947,254 | 7,654 | 1,250 | - | 32,306 | 13,000 | 2,828,481 |
| ～30万円未満 | 1,219,939 | - | - | - | 36,418 | 8,250 | 869,001 |
| 30万円以上～40 " | 4,782,879 | 178,395 | 230,950 | 7,579,443 | 106,300 | 25,100 | 3,148,725 |
| 40 " ～50 " | 6,447,435 | 855,061 | 302,200 | 36,228,312 | 136,662 | 31,150 | 3,761,843 |
| 50 " ～60 " | 9,709,534 | 2,070,874 | 409,100 | 87,912,317 | 217,390 | 53,200 | 5,180,677 |
| 60 " ～70 " | 7,390,393 | 1,787,284 | 258,250 | 76,141,247 | 186,586 | 46,700 | 3,952,657 |
| 70 " ～80 " | 7,523,408 | 2,119,347 | 237,000 | 90,019,537 | 164,518 | 41,450 | 3,888,424 |
| 80 " ～90 " | 7,323,188 | 2,267,746 | 207,300 | 97,066,866 | 157,517 | 35,150 | 3,737,995 |
| 90 " ～100 " | 6,297,091 | 2,189,820 | 167,550 | 94,918,769 | 125,469 | 30,200 | 3,035,323 |
| 100 " ～110 " | 3,865,454 | 1,291,780 | 88,650 | 56,036,306 | 53,848 | 13,200 | 2,047,787 |
| 110 " ～120 " | 1,679,070 | 552,204 | 33,850 | 23,721,687 | 25,713 | 4,650 | 910,727 |
| 120 " ～130 " | 1,380,579 | 479,096 | 25,200 | 20,908,162 | 17,058 | 3,450 | 741,397 |
| 130 " ～140 " | 716,751 | 247,087 | 12,200 | 10,706,788 | 3,850 | 950 | 397,695 |
| 140 " ～150 " | 463,150 | 174,953 | 7,350 | 6,988,803 | 2,643 | 850 | 235,541 |
| 150 " ～160 " | 285,127 | 106,689 | 4,050 | 4,443,524 | 5,858 | 1,050 | 145,808 |
| 160 " ～170 " | 254,479 | 83,336 | 3,800 | 4,035,876 | 1,889 | 800 | 147,519 |
| 170 " ～180 " | 213,520 | 87,646 | 2,950 | 3,611,828 | 330 | 200 | 106,196 |
| 180 " ～190 " | 154,588 | 66,059 | 2,300 | 2,826,513 | 2,963 | 350 | 73,520 |
| 190 " ～200 " | 92,367 | 39,754 | 1,350 | 1,868,518 | 4,821 | 500 | 40,460 |
| 200 " ～210 " | 96,741 | 40,577 | 1,200 | 1,876,887 | 2,541 | 500 | 47,014 |
| 210 " ～220 " | 75,010 | 40,892 | 1,100 | 1,647,445 | 364 | 150 | 27,455 |
| 220 " ～230 " | 59,768 | 27,788 | 700 | 1,151,887 | 320 | 50 | 29,749 |
| 230 " ～240 " | 52,225 | 31,413 | 700 | 1,277,005 | 2,642 | 100 | 13,500 |
| 240 " ～250 " | 33,109 | 21,016 | 500 | 900,206 | 71 | 100 | 9,684 |
| 250 " ～260 " | 78,615 | 50,129 | 1,050 | 1,996,043 | 886 | 150 | 24,173 |
| 260 " ～270 " | 62,596 | 32,308 | 750 | 1,469,757 | - | - | 27,440 |
| 270 " ～280 " | 49,151 | 29,565 | 600 | 1,282,436 | 101 | 100 | 15,990 |
| 280 " ～290 " | 20,939 | 13,319 | 250 | 565,993 | 1,045 | 150 | 4,885 |
| 290 " ～300 " | 20,034 | 11,352 | 300 | 681,549 | 607 | 100 | 7,040 |
| 300 " ～350 " | 123,116 | 81,908 | 1,450 | 3,804,262 | 1,163 | 250 | 30,036 |
| 350 " ～400 " | 23,512 | 16,697 | 300 | 920,012 | 465 | 50 | 4,490 |
| 400 " ～450 " | - | - | - | - | - | - | - |
| 450 " ～500 " | 6,190 | 4,378 | 50 | 208,499 | 267 | 50 | 1,125 |
| 500 " ～600 " | 23,894 | 17,113 | 150 | 703,727 | 270 | 50 | 5,250 |
| 600 " ～700 " | - | - | - | - | - | - | - |
| 700 " ～800 " | - | - | - | - | - | - | - |
| 800 " ～900 " | - | - | - | - | - | - | - |
| 900 " ～1000 " | - | - | - | - | - | - | - |
| 1000 " ～1500 " | - | - | - | - | - | - | - |
| 1500 " ～ | - | - | - | - | - | - | - |
| 不詳 | 1,292,856 | 304,192 | 29,050 | - | 16,201 | 2,400 | 713,772 |

保険料（税）算定状況（市町村） ー 全世界帯ー（続き）

（再掲） 5割軽減世帯

| 世帯別 平等割額 | 介護納付金分 | | | | | | | |
|-------------|---------------|-----------|---------------|-----------------------------------|---------|---------------|--------------|-------------|
| | 保険料(税) 算定額 | 所得割額 | 所得割額の ある世帯 | 所得割額のある世帯 の旧ただし書方式に よる課税標準額 | 資産割額 | 資産割額の ある世帯 | 被保険者 均等割額 | 世帯別 平等割額 |
| 千円 | 千円 | 千円 | | 千円 | 千円 | | 千円 | 千円 |
| 12,916,062 | 20,789,622 | 3,678,726 | 646,550 | 175,252,921 | 275,290 | 73,700 | 12,621,783 | 4,213,823 |
| 1,078,812 | 1,317,379 | 3,027 | 450 | - | 10,306 | 3,100 | 968,696 | 335,350 |
| 314,520 | 483,451 | - | - | - | 16,863 | 2,950 | 352,910 | 113,679 |
| 1,349,459 | 2,368,656 | 77,380 | 112,400 | 3,629,249 | 42,098 | 11,150 | 1,664,291 | 584,887 |
| 1,693,868 | 2,880,757 | 328,931 | 135,550 | 15,645,810 | 45,570 | 13,000 | 1,856,056 | 650,201 |
| 2,240,593 | 3,431,419 | 638,903 | 140,400 | 29,937,632 | 50,916 | 13,250 | 2,034,804 | 706,796 |
| 1,463,867 | 1,824,148 | 304,448 | 53,050 | 14,526,765 | 30,281 | 8,550 | 1,145,576 | 343,843 |
| 1,351,118 | 1,864,666 | 404,362 | 53,350 | 19,132,506 | 22,173 | 7,350 | 1,082,656 | 355,476 |
| 1,159,930 | 1,801,606 | 408,102 | 46,750 | 19,979,959 | 21,838 | 5,050 | 1,041,555 | 330,111 |
| 946,478 | 922,972 | 199,605 | 18,550 | 9,798,913 | 6,350 | 1,900 | 542,710 | 174,307 |
| 472,039 | 1,132,978 | 327,077 | 26,150 | 16,609,192 | 7,953 | 2,700 | 637,710 | 160,238 |
| 190,426 | 564,827 | 165,234 | 12,050 | 8,276,376 | 5,647 | 1,000 | 298,345 | 95,601 |
| 143,027 | 416,315 | 129,566 | 8,400 | 6,946,249 | 1,198 | 450 | 215,699 | 69,852 |
| 68,119 | 275,071 | 111,048 | 6,600 | 5,665,542 | 1,408 | 600 | 131,155 | 31,460 |
| 50,013 | 160,577 | 64,844 | 3,400 | 3,119,586 | 321 | 250 | 63,982 | 31,431 |
| 26,772 | 132,738 | 65,396 | 2,600 | 2,942,970 | 2,846 | 350 | 49,235 | 15,261 |
| 21,735 | 104,545 | 36,283 | 2,450 | 2,615,972 | 885 | 250 | 54,727 | 12,651 |
| 19,349 | 109,181 | 55,757 | 2,150 | 2,719,316 | - | - | 42,058 | 11,366 |
| 12,046 | 39,531 | 20,484 | 800 | 995,098 | 1,012 | 100 | 13,361 | 4,674 |
| 7,332 | 28,339 | 11,463 | 650 | 919,072 | 2,039 | 250 | 10,181 | 4,657 |
| 6,609 | 31,023 | 14,426 | 550 | 903,008 | 732 | 150 | 12,957 | 2,908 |
| 6,299 | 39,286 | 26,008 | 600 | 906,187 | - | - | 9,112 | 4,166 |
| 1,910 | 35,876 | 18,806 | 700 | 1,151,887 | - | - | 16,070 | 1,000 |
| 4,670 | 23,713 | 14,363 | 500 | 915,395 | - | - | 7,545 | 1,805 |
| 2,338 | 6,837 | 4,382 | 150 | 269,744 | - | - | 1,535 | 920 |
| 3,428 | 24,111 | 13,805 | 600 | 1,135,892 | 370 | 100 | 8,305 | 1,630 |
| 2,848 | 18,973 | 5,553 | 350 | 684,285 | - | - | 10,950 | 2,470 |
| 3,495 | 27,561 | 16,201 | 600 | 1,282,436 | - | - | 8,950 | 2,410 |
| 1,690 | 13,024 | 8,297 | 200 | 454,159 | 882 | 100 | 2,530 | 1,315 |
| 1,035 | 6,086 | 2,595 | 200 | 454,313 | 546 | 100 | 2,150 | 795 |
| 10,009 | 68,591 | 45,493 | 1,050 | 2,723,154 | 709 | 200 | 15,689 | 6,701 |
| 1,860 | 10,254 | 8,074 | 150 | 450,417 | - | - | 1,290 | 890 |
| - | - | - | - | - | - | - | - | - |
| 420 | - | - | - | - | - | - | - | - |
| 1,260 | 7,335 | 5,515 | 100 | 461,840 | - | - | 1,570 | 250 |
| - | - | - | - | - | - | - | - | - |
| - | - | - | - | - | - | - | - | - |
| - | - | - | - | - | - | - | - | - |
| - | - | - | - | - | - | - | - | - |
| - | - | - | - | - | - | - | - | - |
| 258,691 | 617,795 | 143,298 | 15,050 | - | 2,350 | 800 | 317,425 | 154,722 |

第2表-1-4 世帯の所得階級別、

| 所得階級別 | 世帯数 | 被保険者数 | 医療給付費分 | | |
|----------------|-----------|-----------|-------------------|-----------------|-----------|
| | | | 保険料(税) 算定額 | 所得割額 | 所得割額のある世帯 |
| 総数 | 5,491,350 | 7,253,050 | 千円 296,738,012 | 千円 6,547,403 | 238,600 |
| 所得なし | 3,829,100 | 4,788,250 | 194,153,574 | 150 | 50 |
| ～30万円未満 | 1,173,450 | 1,651,550 | 65,359,468 | - | - |
| 30万円以上～40 " | 275,550 | 415,800 | 16,269,972 | 223,576 | 83,050 |
| 40 " ～50 " | 104,950 | 155,500 | 6,954,165 | 825,619 | 98,450 |
| 50 " ～60 " | 9,350 | 18,850 | 796,456 | 107,656 | 8,500 |
| 60 " ～70 " | 2,950 | 6,700 | 290,287 | 39,939 | 2,200 |
| 70 " ～80 " | 3,500 | 7,800 | 369,349 | 97,044 | 3,500 |
| 80 " ～90 " | 2,350 | 5,200 | 250,436 | 78,530 | 2,350 |
| 90 " ～100 " | 3,000 | 7,850 | 375,034 | 118,690 | 2,650 |
| 100 " ～110 " | 2,700 | 6,700 | 350,038 | 124,137 | 2,700 |
| 110 " ～120 " | 2,350 | 5,500 | 314,441 | 124,538 | 2,350 |
| 120 " ～130 " | 3,250 | 7,650 | 491,030 | 217,360 | 3,250 |
| 130 " ～140 " | 2,400 | 6,100 | 376,233 | 172,827 | 2,400 |
| 140 " ～150 " | 2,500 | 5,450 | 416,319 | 193,628 | 2,500 |
| 150 " ～160 " | 3,700 | 7,250 | 627,116 | 334,500 | 3,700 |
| 160 " ～170 " | 500 | 1,100 | 93,373 | 49,913 | 500 |
| 170 " ～180 " | 800 | 1,650 | 133,239 | 70,072 | 800 |
| 180 " ～190 " | 1,600 | 3,800 | 295,809 | 165,507 | 1,600 |
| 190 " ～200 " | 2,050 | 5,000 | 357,663 | 192,366 | 1,650 |
| 200 " ～210 " | 800 | 1,800 | 166,312 | 104,468 | 800 |
| 210 " ～220 " | 1,650 | 3,550 | 328,609 | 210,311 | 1,650 |
| 220 " ～230 " | 1,450 | 3,000 | 314,242 | 192,458 | 1,450 |
| 230 " ～240 " | 1,150 | 1,800 | 236,788 | 168,866 | 1,150 |
| 240 " ～250 " | 350 | 650 | 77,321 | 51,420 | 350 |
| 250 " ～260 " | 950 | 2,150 | 243,738 | 156,855 | 950 |
| 260 " ～270 " | 500 | 1,000 | 127,570 | 87,763 | 500 |
| 270 " ～280 " | 750 | 1,550 | 174,789 | 117,156 | 750 |
| 280 " ～290 " | 750 | 1,700 | 173,294 | 117,187 | 750 |
| 290 " ～300 " | 550 | 1,000 | 139,572 | 103,287 | 550 |
| 300 " ～350 " | 2,850 | 6,650 | 766,279 | 537,244 | 2,850 |
| 350 " ～400 " | 1,350 | 2,950 | 397,707 | 287,029 | 1,350 |
| 400 " ～450 " | 850 | 2,050 | 284,378 | 214,459 | 850 |
| 450 " ～500 " | 350 | 1,400 | 127,202 | 87,180 | 350 |
| 500 " ～600 " | 150 | 500 | 60,168 | 40,590 | 150 |
| 600 " ～700 " | 300 | 700 | 165,876 | 141,570 | 300 |
| 700 " ～800 " | - | - | - | - | - |
| 800 " ～900 " | 300 | 1,200 | 203,660 | 169,510 | 300 |
| 900 " ～1000 " | 50 | 50 | 36,675 | 34,975 | 50 |
| 1000 " ～1500 " | 100 | 200 | 101,035 | 92,445 | 100 |
| 1500 " ～ | 200 | 400 | 463,746 | 447,986 | 200 |
| 不詳 | 49,900 | 111,050 | 3,875,049 | 48,593 | 1,000 |

保険料（税）算定状況（市町村） — 全世界帯 —

（再掲） 7割軽減世帯

| 医療給付費分 | | | | | |
|-----------------------------------|-----------|-----------|----------------------|-------------|-------------|
| 所得割額のある世帯 の旧ただし書方式 による課税標準額 | 資産割額 | 資産割額のある世帯 | 資産割額のある世帯 の固定資産税額 | 被保険者均等割額 | 世帯別平等割額 |
| 千円 | 千円 | | 千円 | 千円 | 千円 |
| 86,578,554 | 7,321,661 | 557,750 | 33,328,584 | 180,910,860 | 101,958,088 |
| - | 4,080,314 | 324,150 | 18,527,095 | 120,374,071 | 69,699,039 |
| - | 2,054,283 | 158,500 | 9,356,309 | 40,702,020 | 22,603,165 |
| 2,944,371 | 551,227 | 37,400 | 2,531,142 | 10,233,020 | 5,262,148 |
| 10,768,426 | 250,523 | 22,100 | 1,138,090 | 3,841,297 | 2,036,727 |
| 1,420,645 | 40,979 | 2,000 | 192,537 | 440,500 | 207,321 |
| 535,073 | 21,922 | 850 | 102,293 | 164,176 | 64,251 |
| 1,302,638 | 18,308 | 550 | 81,841 | 183,044 | 70,953 |
| 1,043,049 | 2,520 | 100 | 5,600 | 128,924 | 40,462 |
| 1,447,494 | 13,967 | 700 | 69,022 | 174,993 | 67,383 |
| 1,811,514 | 6,856 | 450 | 26,498 | 160,501 | 58,545 |
| 1,620,894 | 23,333 | 850 | 87,598 | 124,020 | 42,550 |
| 2,789,985 | 24,729 | 900 | 94,870 | 187,825 | 61,116 |
| 2,359,568 | 5,819 | 600 | 28,316 | 155,610 | 41,978 |
| 2,598,852 | 47,785 | 550 | 372,517 | 119,982 | 54,926 |
| 4,264,920 | 41,483 | 250 | 119,350 | 186,788 | 64,345 |
| 649,680 | 3,073 | 50 | 6,680 | 30,395 | 9,992 |
| 1,051,743 | 6,860 | 250 | 34,151 | 41,854 | 14,454 |
| 2,125,983 | 4,067 | 350 | 19,420 | 92,490 | 33,745 |
| 2,522,664 | 1,830 | 200 | 12,225 | 125,693 | 37,774 |
| 1,332,407 | 960 | 150 | 5,670 | 41,730 | 19,154 |
| 2,911,325 | - | - | - | 85,734 | 32,563 |
| 2,578,009 | 17,362 | 400 | 78,010 | 91,052 | 13,370 |
| 2,272,875 | 5,410 | 250 | 21,624 | 38,070 | 24,441 |
| 706,770 | 705 | 100 | 2,610 | 16,599 | 8,598 |
| 2,026,606 | 5,201 | 200 | 29,557 | 58,814 | 22,867 |
| 1,144,774 | 620 | 50 | 4,135 | 25,304 | 13,882 |
| 1,631,643 | 3,801 | 150 | 13,450 | 46,862 | 6,970 |
| 1,781,980 | 1,207 | 150 | 9,673 | 41,184 | 13,716 |
| 1,420,780 | - | - | - | 23,775 | 12,510 |
| 7,880,155 | 7,859 | 450 | 37,890 | 161,742 | 59,436 |
| 4,271,912 | 9,640 | 350 | 42,009 | 74,276 | 26,762 |
| 3,161,860 | - | - | - | 50,517 | 19,402 |
| 1,434,760 | - | - | - | 32,908 | 7,114 |
| 742,500 | 2,018 | 100 | 6,960 | 13,240 | 4,320 |
| 1,778,282 | 666 | 100 | 5,750 | 16,590 | 7,050 |
| - | - | - | - | - | - |
| 2,254,755 | 610 | 100 | 2,595 | 25,500 | 8,040 |
| 454,221 | - | - | - | 700 | 1,000 |
| 1,010,328 | - | - | - | 6,280 | 2,310 |
| 4,525,115 | - | - | - | 11,440 | 4,320 |
| - | 65,724 | 4,400 | 263,097 | 2,581,341 | 1,179,392 |

第2表-1-4 世帯の所得階級別、

| 所得階級別 | 後期高齢者支援金分 | | | | | | |
|----------------|------------|-----------|-----------|---------------------------|-----------|-----------|------------|
| | 保険料(税)算定額 | 所得割額 | 所得割額のある世帯 | 所得割額のある世帯の旧ただし書方式による課税標準額 | 資産割額 | 資産割額のある世帯 | 被保険者均等割額 |
| | 千円 | 千円 | | 千円 | 千円 | | 千円 |
| 総数 | 91,955,855 | 2,029,304 | 238,600 | 86,578,554 | 1,645,958 | 429,200 | 59,017,804 |
| 所得なし | 60,152,465 | 41 | 50 | - | 889,506 | 244,700 | 39,265,123 |
| ～30万円未満 | 20,241,868 | - | - | - | 475,180 | 125,200 | 13,274,786 |
| 30万円以上～40 " | 5,069,785 | 69,522 | 83,050 | 2,944,371 | 131,188 | 29,250 | 3,355,710 |
| 40 " ～50 " | 2,136,423 | 258,268 | 98,450 | 10,768,426 | 57,001 | 17,400 | 1,243,140 |
| 50 " ～60 " | 244,601 | 34,470 | 8,500 | 1,420,645 | 8,692 | 1,700 | 138,049 |
| 60 " ～70 " | 86,405 | 12,338 | 2,200 | 535,073 | 5,938 | 800 | 51,314 |
| 70 " ～80 " | 110,974 | 30,700 | 3,500 | 1,302,638 | 2,868 | 400 | 56,439 |
| 80 " ～90 " | 84,291 | 25,562 | 2,350 | 1,043,049 | 840 | 100 | 44,565 |
| 90 " ～100 " | 119,645 | 38,290 | 2,650 | 1,447,494 | 5,698 | 600 | 54,608 |
| 100 " ～110 " | 109,580 | 39,436 | 2,700 | 1,811,514 | 1,697 | 350 | 51,938 |
| 110 " ～120 " | 86,230 | 33,543 | 2,350 | 1,620,894 | 5,657 | 650 | 36,050 |
| 120 " ～130 " | 143,416 | 65,516 | 3,250 | 2,789,985 | 2,302 | 650 | 60,076 |
| 130 " ～140 " | 116,410 | 54,305 | 2,400 | 2,359,568 | 1,633 | 600 | 49,695 |
| 140 " ～150 " | 133,693 | 61,659 | 2,500 | 2,598,852 | 11,810 | 450 | 46,353 |
| 150 " ～160 " | 183,244 | 100,830 | 3,700 | 4,264,920 | 10,651 | 250 | 53,356 |
| 160 " ～170 " | 25,302 | 13,732 | 500 | 649,680 | 735 | 50 | 9,045 |
| 170 " ～180 " | 36,544 | 18,745 | 800 | 1,051,743 | 2,197 | 250 | 11,538 |
| 180 " ～190 " | 84,627 | 47,699 | 1,600 | 2,125,983 | 1,244 | 300 | 27,355 |
| 190 " ～200 " | 113,848 | 61,803 | 1,650 | 2,522,664 | 411 | 150 | 40,831 |
| 200 " ～210 " | 49,727 | 31,796 | 800 | 1,332,407 | 253 | 150 | 12,189 |
| 210 " ～220 " | 113,955 | 74,115 | 1,650 | 2,911,325 | - | - | 28,637 |
| 220 " ～230 " | 92,748 | 57,342 | 1,450 | 2,578,009 | 3,725 | 300 | 28,681 |
| 230 " ～240 " | 74,540 | 54,213 | 1,150 | 2,272,875 | 1,718 | 150 | 11,454 |
| 240 " ～250 " | 22,338 | 14,621 | 350 | 706,770 | 235 | 100 | 5,149 |
| 250 " ～260 " | 70,635 | 45,557 | 950 | 2,026,606 | 1,629 | 200 | 17,576 |
| 260 " ～270 " | 36,340 | 25,003 | 500 | 1,144,774 | 165 | 50 | 7,284 |
| 270 " ～280 " | 52,643 | 36,007 | 750 | 1,631,643 | 987 | 150 | 14,229 |
| 280 " ～290 " | 48,469 | 33,029 | 750 | 1,781,980 | 180 | 50 | 11,798 |
| 290 " ～300 " | 51,418 | 38,872 | 550 | 1,420,780 | - | - | 8,040 |
| 300 " ～350 " | 256,836 | 178,142 | 2,850 | 7,880,155 | 1,449 | 300 | 58,294 |
| 350 " ～400 " | 127,285 | 94,996 | 1,350 | 4,271,912 | 2,209 | 200 | 23,856 |
| 400 " ～450 " | 97,352 | 73,920 | 850 | 3,161,860 | - | - | 17,339 |
| 450 " ～500 " | 43,227 | 29,571 | 350 | 1,434,760 | - | - | 11,226 |
| 500 " ～600 " | 19,034 | 13,118 | 150 | 742,500 | 626 | 100 | 4,120 |
| 600 " ～700 " | 51,048 | 43,812 | 300 | 1,778,282 | 166 | 100 | 4,900 |
| 700 " ～800 " | - | - | - | - | - | - | - |
| 800 " ～900 " | 65,149 | 51,502 | 300 | 2,254,755 | 187 | 100 | 12,180 |
| 900 " ～1000 " | 14,427 | 13,627 | 50 | 454,221 | - | - | 400 |
| 1000 " ～1500 " | 20,985 | 19,095 | 100 | 1,010,328 | - | - | 1,380 |
| 1500 " ～ | 121,993 | 117,653 | 200 | 4,525,115 | - | - | 3,160 |
| 不詳 | 1,246,356 | 16,855 | 1,000 | - | 17,181 | 3,400 | 865,941 |

保険料（税）算定状況（市町村） — 全世界帯 — （続き）

（再掲） 7割軽減世帯

| 世帯別 平等割額 | 介護納付金分 | | | | | | | |
|-------------|---------------|---------|---------------|-----------------------------------|---------|---------------|--------------|-------------|
| | 保険料(税) 算定額 | 所得割額 | 所得割額の ある世帯 | 所得割額のある世帯 の旧ただし書方式に よる課税標準額 | 資産割額 | 資産割額の ある世帯 | 被保険者 均等割額 | 世帯別 平等割額 |
| 千円 | 千円 | 千円 | | 千円 | 千円 | | 千円 | 千円 |
| 29,262,790 | 35,437,385 | 678,609 | 29,500 | 34,314,668 | 457,642 | 130,750 | 24,887,759 | 9,413,375 |
| 19,997,794 | 24,287,179 | - | - | - | 283,700 | 85,000 | 17,416,777 | 6,586,703 |
| 6,491,902 | 7,543,077 | 20 | 50 | - | 125,963 | 36,250 | 5,393,958 | 2,023,136 |
| 1,513,364 | 1,600,249 | 1,954 | 3,200 | 91,740 | 18,062 | 4,650 | 1,149,120 | 431,113 |
| 578,013 | 152,853 | 3,024 | 1,400 | 123,908 | 642 | 350 | 98,311 | 50,876 |
| 63,390 | 68,718 | 14,154 | 3,150 | 651,444 | - | - | 40,513 | 14,051 |
| 16,816 | 25,367 | 3,321 | 650 | 180,022 | 1,111 | 200 | 15,840 | 5,095 |
| 20,966 | 55,081 | 17,736 | 1,900 | 748,608 | 50 | 50 | 26,687 | 10,608 |
| 13,324 | 34,925 | 10,123 | 1,050 | 469,459 | 392 | 100 | 17,005 | 7,405 |
| 21,050 | 44,985 | 11,710 | 950 | 535,407 | 2,580 | 500 | 19,396 | 11,299 |
| 16,509 | 43,667 | 15,906 | 1,200 | 876,600 | 782 | 250 | 17,897 | 9,081 |
| 10,980 | 35,033 | 11,369 | 850 | 567,043 | 424 | 200 | 16,310 | 6,930 |
| 15,522 | 52,348 | 24,678 | 1,400 | 1,218,180 | 723 | 400 | 20,670 | 6,278 |
| 10,777 | 41,398 | 16,252 | 1,050 | 1,046,249 | 308 | 200 | 19,313 | 5,526 |
| 13,871 | 37,853 | 17,475 | 800 | 751,041 | 621 | 50 | 15,630 | 4,128 |
| 18,407 | 62,222 | 24,284 | 1,000 | 1,123,473 | 8,955 | 100 | 23,924 | 5,059 |
| 1,790 | 11,568 | 7,713 | 250 | 322,180 | - | - | 2,333 | 1,522 |
| 4,064 | 20,481 | 11,600 | 600 | 799,842 | 941 | 100 | 6,390 | 1,550 |
| 8,330 | 45,036 | 25,854 | 1,050 | 1,337,533 | 206 | 100 | 14,415 | 4,560 |
| 10,804 | 55,287 | 28,514 | 850 | 1,328,511 | 181 | 50 | 21,247 | 5,345 |
| 5,489 | 31,914 | 21,407 | 550 | 925,040 | 211 | 50 | 6,611 | 3,685 |
| 11,203 | 37,556 | 24,472 | 700 | 1,200,339 | - | - | 8,844 | 4,240 |
| 3,000 | 65,624 | 39,961 | 1,150 | 2,027,340 | - | - | 24,118 | 1,545 |
| 7,156 | 34,245 | 23,405 | 650 | 1,267,700 | 884 | 100 | 7,112 | 2,844 |
| 2,334 | - | - | - | - | - | - | - | - |
| 5,873 | 16,658 | 7,693 | 200 | 442,320 | 665 | 100 | 6,097 | 2,204 |
| 3,888 | 2,984 | 2,234 | 50 | 111,700 | - | - | 400 | 350 |
| 1,420 | 41,222 | 29,553 | 700 | 1,527,363 | 525 | 100 | 10,694 | 450 |
| 3,462 | 19,929 | 12,675 | 350 | 791,260 | - | - | 5,742 | 1,512 |
| 4,507 | 22,006 | 17,741 | 300 | 792,600 | - | - | 3,590 | 675 |
| 18,951 | 97,174 | 62,454 | 1,100 | 3,061,050 | 220 | 150 | 22,902 | 11,598 |
| 6,224 | 43,628 | 29,705 | 600 | 1,885,872 | 670 | 50 | 10,403 | 2,851 |
| 6,093 | 62,517 | 47,243 | 650 | 2,399,720 | - | - | 10,410 | 4,864 |
| 2,429 | 25,810 | 19,515 | 250 | 1,036,760 | - | - | 4,567 | 1,729 |
| 1,170 | - | - | - | - | - | - | - | - |
| 2,170 | 42,078 | 35,616 | 300 | 1,778,282 | 173 | 100 | 5,680 | 610 |
| - | - | - | - | - | - | - | - | - |
| 1,280 | 33,400 | 27,544 | 250 | 1,885,755 | 16 | 50 | 5,100 | 740 |
| 400 | - | - | - | - | - | - | - | - |
| 510 | 28,108 | 25,258 | 100 | 1,010,328 | - | - | 2,260 | 590 |
| 1,180 | - | - | - | - | - | - | - | - |
| 346,378 | 615,204 | 6,446 | 200 | - | 8,639 | 1,500 | 417,495 | 182,624 |

第2表-2 世帯の所得階級別、

| 所得階級別 | 世帯数 | 被保険者数 | 医療給付費分 | | |
|-----------------|------------|------------|---------------------|---------------------|------------|
| | | | 保険料(税) 算定額 | 所得割額 | 所得割額のある世帯 |
| 総数 | 18,331,950 | 29,080,250 | 千円 2,505,194,294 | 千円 1,403,030,808 | 10,714,400 |
| 所得なし | 5,076,800 | 6,148,150 | 245,581,724 | 585,302 | 7,500 |
| ～ 30万円未満 | 1,428,800 | 1,956,300 | 77,060,249 | 18,561 | 850 |
| 30万円以上～ 40 " | 619,750 | 915,750 | 36,214,424 | 952,706 | 366,500 |
| 40 " ～ 50 " | 484,900 | 698,200 | 31,307,191 | 4,138,105 | 465,900 |
| 50 " ～ 60 " | 504,600 | 748,850 | 36,865,559 | 7,908,787 | 490,050 |
| 60 " ～ 70 " | 465,300 | 714,100 | 37,837,159 | 10,385,603 | 457,150 |
| 70 " ～ 80 " | 472,150 | 736,600 | 42,308,939 | 14,002,563 | 470,500 |
| 80 " ～ 90 " | 473,150 | 760,800 | 46,090,613 | 17,266,718 | 470,850 |
| 90 " ～ 100 " | 473,550 | 764,150 | 49,747,943 | 20,724,377 | 471,050 |
| 100 " ～ 110 " | 538,550 | 884,250 | 60,695,638 | 27,391,258 | 534,400 |
| 110 " ～ 120 " | 469,900 | 776,300 | 56,486,142 | 27,369,717 | 469,500 |
| 120 " ～ 130 " | 478,650 | 795,900 | 60,639,320 | 30,941,826 | 477,700 |
| 130 " ～ 140 " | 426,250 | 717,600 | 57,177,971 | 30,325,275 | 424,850 |
| 140 " ～ 150 " | 376,700 | 635,200 | 53,540,401 | 29,659,097 | 376,600 |
| 150 " ～ 160 " | 398,700 | 678,600 | 59,391,492 | 34,101,653 | 398,300 |
| 160 " ～ 170 " | 339,450 | 594,200 | 53,284,612 | 31,094,207 | 339,250 |
| 170 " ～ 180 " | 317,550 | 560,900 | 52,007,711 | 31,160,931 | 316,950 |
| 180 " ～ 190 " | 280,800 | 507,050 | 47,947,876 | 29,412,917 | 280,800 |
| 190 " ～ 200 " | 268,200 | 489,750 | 47,949,946 | 30,192,152 | 267,750 |
| 200 " ～ 210 " | 233,900 | 433,350 | 43,643,801 | 27,801,309 | 233,500 |
| 210 " ～ 220 " | 215,850 | 399,200 | 41,485,739 | 26,941,337 | 215,750 |
| 220 " ～ 230 " | 200,450 | 378,450 | 40,091,683 | 26,284,955 | 200,450 |
| 230 " ～ 240 " | 200,550 | 379,800 | 41,673,340 | 27,806,436 | 200,550 |
| 240 " ～ 250 " | 171,250 | 339,150 | 37,144,037 | 24,837,708 | 171,250 |
| 250 " ～ 260 " | 158,750 | 313,700 | 35,391,339 | 24,036,298 | 158,750 |
| 260 " ～ 270 " | 137,200 | 282,350 | 31,768,748 | 21,719,206 | 137,200 |
| 270 " ～ 280 " | 126,250 | 262,400 | 30,167,943 | 20,743,098 | 126,250 |
| 280 " ～ 290 " | 125,950 | 249,350 | 30,600,759 | 21,611,489 | 125,950 |
| 290 " ～ 300 " | 114,200 | 239,050 | 29,140,899 | 20,594,830 | 114,100 |
| 300 " ～ 350 " | 421,600 | 887,350 | 114,729,961 | 83,178,161 | 421,550 |
| 350 " ～ 400 " | 285,650 | 640,700 | 88,486,343 | 65,948,320 | 285,650 |
| 400 " ～ 450 " | 205,350 | 463,500 | 71,094,817 | 54,542,207 | 205,350 |
| 450 " ～ 500 " | 140,750 | 319,100 | 53,876,435 | 42,347,916 | 140,750 |
| 500 " ～ 600 " | 177,350 | 425,000 | 78,279,589 | 62,649,390 | 177,350 |
| 600 " ～ 700 " | 122,850 | 299,400 | 63,786,463 | 52,908,823 | 122,850 |
| 700 " ～ 800 " | 77,500 | 191,300 | 45,800,606 | 38,547,080 | 77,500 |
| 800 " ～ 900 " | 52,750 | 137,750 | 35,669,563 | 30,389,813 | 52,750 |
| 900 " ～ 1000 " | 39,200 | 106,250 | 29,251,763 | 25,299,514 | 39,000 |
| 1000 " ～ 1500 " | 112,100 | 297,850 | 104,466,440 | 92,400,778 | 112,050 |
| 1500 " ～ | 95,900 | 248,400 | 207,352,567 | 196,786,110 | 95,900 |
| 不詳 | 1,022,850 | 1,704,200 | 99,156,549 | 38,024,271 | 213,500 |

保険料（税）算定状況（市町村） — 一般世帯 —

| 医療給付費分 | | | | | |
|-----------------------------------|------------|-----------|----------------------|-------------|-------------|
| 所得割額のある世帯 の旧ただし書方式 による課税標準額 | 資産割額 | 資産割額のある世帯 | 資産割額のある世帯 の固定資産税額 | 被保険者均等割額 | 世帯別平等割額 |
| 千円 | 千円 | | 千円 | 千円 | 千円 |
| 18,880,596,565 | 49,476,068 | 2,481,850 | 226,993,025 | 728,948,568 | 323,738,854 |
| - | 4,572,012 | 376,200 | 20,851,582 | 154,327,243 | 86,097,167 |
| - | 2,351,881 | 179,800 | 10,721,200 | 48,333,139 | 26,356,668 |
| 12,341,970 | 1,109,038 | 76,650 | 4,912,404 | 22,629,264 | 11,523,417 |
| 54,671,998 | 965,119 | 67,950 | 4,413,981 | 17,190,392 | 9,013,574 |
| 105,142,911 | 1,043,507 | 75,000 | 4,713,817 | 18,503,439 | 9,409,827 |
| 138,507,912 | 1,080,902 | 78,650 | 4,982,298 | 17,604,006 | 8,766,648 |
| 187,351,753 | 1,082,613 | 79,100 | 4,934,196 | 18,292,660 | 8,931,104 |
| 231,535,933 | 1,320,144 | 82,000 | 5,872,447 | 18,792,755 | 8,710,996 |
| 277,856,211 | 1,214,975 | 83,150 | 5,485,879 | 18,805,472 | 9,003,119 |
| 368,477,909 | 1,267,375 | 88,600 | 5,840,859 | 21,991,134 | 10,045,871 |
| 367,337,703 | 1,143,562 | 77,750 | 5,306,841 | 19,178,790 | 8,794,074 |
| 419,995,177 | 1,315,747 | 79,450 | 6,018,392 | 19,504,600 | 8,877,148 |
| 411,131,981 | 1,160,286 | 72,300 | 5,472,709 | 18,003,797 | 7,688,613 |
| 401,014,084 | 1,095,235 | 66,050 | 5,150,028 | 15,792,862 | 6,993,206 |
| 463,545,216 | 1,150,978 | 64,600 | 5,044,481 | 16,998,341 | 7,140,520 |
| 423,989,036 | 1,096,012 | 60,500 | 5,229,964 | 14,848,542 | 6,245,851 |
| 426,255,106 | 1,096,390 | 51,700 | 4,990,350 | 14,082,732 | 5,667,658 |
| 401,117,408 | 820,748 | 48,850 | 3,872,473 | 12,502,311 | 5,211,900 |
| 410,637,507 | 878,768 | 43,050 | 4,108,491 | 12,129,724 | 4,749,302 |
| 380,744,117 | 721,707 | 39,700 | 3,208,475 | 10,949,938 | 4,170,846 |
| 371,799,927 | 731,777 | 37,100 | 3,343,577 | 10,135,495 | 3,677,129 |
| 364,340,340 | 853,675 | 38,250 | 3,989,916 | 9,447,462 | 3,505,592 |
| 384,517,600 | 781,145 | 37,900 | 3,670,157 | 9,570,645 | 3,515,114 |
| 343,394,058 | 734,052 | 32,650 | 3,459,756 | 8,593,433 | 2,978,844 |
| 333,169,485 | 728,133 | 30,750 | 3,331,295 | 7,876,549 | 2,750,359 |
| 300,136,177 | 577,870 | 26,050 | 2,633,879 | 7,065,005 | 2,406,668 |
| 288,496,041 | 585,598 | 25,000 | 2,832,469 | 6,566,548 | 2,272,699 |
| 301,714,733 | 578,149 | 23,850 | 2,914,828 | 6,357,307 | 2,053,814 |
| 282,377,556 | 522,159 | 24,950 | 2,392,148 | 6,082,184 | 1,941,726 |
| 1,165,816,879 | 1,910,204 | 82,150 | 8,748,953 | 22,567,065 | 7,074,531 |
| 923,626,370 | 1,451,843 | 57,000 | 7,003,177 | 16,453,620 | 4,632,560 |
| 765,347,733 | 1,259,532 | 39,500 | 5,744,403 | 11,949,269 | 3,343,808 |
| 592,278,614 | 1,034,260 | 29,400 | 4,808,935 | 8,211,259 | 2,283,000 |
| 872,805,295 | 1,662,347 | 40,400 | 7,911,763 | 10,900,373 | 3,067,479 |
| 725,557,258 | 1,055,801 | 24,000 | 4,441,808 | 7,831,715 | 1,990,125 |
| 533,676,470 | 1,021,354 | 17,550 | 4,127,022 | 4,930,605 | 1,301,568 |
| 416,625,428 | 703,722 | 12,700 | 3,663,570 | 3,662,901 | 913,127 |
| 345,581,195 | 595,690 | 8,350 | 2,476,838 | 2,660,428 | 696,130 |
| 1,272,640,013 | 2,418,782 | 25,900 | 11,539,961 | 7,707,908 | 1,938,972 |
| 2,815,041,462 | 2,438,636 | 16,950 | 11,258,033 | 6,681,686 | 1,446,136 |
| - | 1,344,344 | 60,400 | 5,569,671 | 43,235,968 | 16,551,965 |

第2表-2 世帯の所得階級別、

| 所得階級別 | 後期高齢者支援金分 | | | | | | |
|-----------|-------------|-------------|------------|---------------------------|------------|-----------|-------------|
| | 保険料(税)算定額 | 所得割額 | 所得割額のある世帯 | 所得割額のある世帯の旧ただし書方式による課税標準額 | 資産割額 | 資産割額のある世帯 | 被保険者均等割額 |
| | 千円 | 千円 | | 千円 | 千円 | | 千円 |
| 総数 | 774,897,357 | 434,390,893 | 10,713,800 | 18,880,596,439 | 10,458,337 | 1,873,050 | 239,022,488 |
| 所得なし | 76,201,691 | 169,957 | 7,500 | - | 985,997 | 281,950 | 50,494,991 |
| ～30万円未満 | 23,847,961 | 5,694 | 850 | - | 539,581 | 141,000 | 15,768,993 |
| 30万円以上～40 | 11,217,715 | 298,932 | 366,000 | 12,341,849 | 252,744 | 59,450 | 7,383,685 |
| 40 | 9,659,685 | 1,286,124 | 465,800 | 54,671,993 | 210,770 | 51,950 | 5,609,292 |
| 50 | 11,418,890 | 2,467,899 | 490,050 | 105,142,911 | 244,866 | 59,800 | 6,051,516 |
| 60 | 11,710,035 | 3,236,643 | 457,150 | 138,507,912 | 257,913 | 62,550 | 5,749,283 |
| 70 | 13,110,545 | 4,351,159 | 470,500 | 187,351,753 | 253,817 | 63,100 | 5,970,295 |
| 80 | 14,329,853 | 5,384,662 | 470,850 | 231,535,933 | 278,375 | 63,200 | 6,204,271 |
| 90 | 15,458,998 | 6,468,350 | 471,050 | 277,856,211 | 274,063 | 62,500 | 6,177,189 |
| 100 | 18,807,930 | 8,512,934 | 534,400 | 368,477,909 | 283,454 | 65,950 | 7,183,960 |
| 110 | 17,517,574 | 8,498,289 | 469,500 | 367,337,703 | 273,187 | 61,750 | 6,270,797 |
| 120 | 18,935,717 | 9,690,088 | 477,700 | 419,995,177 | 285,204 | 58,450 | 6,444,964 |
| 130 | 17,743,437 | 9,454,961 | 424,850 | 411,131,981 | 250,069 | 54,300 | 5,892,756 |
| 140 | 16,662,159 | 9,240,013 | 376,600 | 401,014,084 | 248,419 | 49,450 | 5,221,047 |
| 150 | 18,496,553 | 10,633,803 | 398,300 | 463,545,216 | 260,871 | 48,650 | 5,591,743 |
| 160 | 16,603,417 | 9,714,733 | 339,250 | 423,989,036 | 259,122 | 46,000 | 4,896,447 |
| 170 | 16,146,954 | 9,687,861 | 316,950 | 426,255,106 | 235,407 | 39,800 | 4,651,791 |
| 180 | 15,010,141 | 9,192,475 | 280,800 | 401,117,408 | 207,259 | 37,100 | 4,160,683 |
| 190 | 14,863,226 | 9,373,205 | 267,750 | 410,637,507 | 199,928 | 32,550 | 3,978,684 |
| 200 | 13,462,082 | 8,578,866 | 233,500 | 380,744,117 | 159,562 | 30,550 | 3,566,498 |
| 210 | 12,774,116 | 8,295,623 | 215,750 | 371,799,927 | 176,945 | 28,800 | 3,307,353 |
| 220 | 12,487,663 | 8,225,180 | 200,450 | 364,340,340 | 168,532 | 27,200 | 3,142,380 |
| 230 | 12,971,340 | 8,675,650 | 200,550 | 384,517,600 | 159,870 | 26,450 | 3,164,154 |
| 240 | 11,593,946 | 7,766,915 | 171,250 | 343,394,058 | 161,978 | 24,750 | 2,841,169 |
| 250 | 10,859,031 | 7,378,661 | 158,750 | 333,169,485 | 152,043 | 22,850 | 2,567,052 |
| 260 | 9,834,185 | 6,709,498 | 137,200 | 300,136,177 | 109,383 | 18,300 | 2,363,390 |
| 270 | 9,355,605 | 6,453,396 | 126,250 | 288,496,041 | 130,295 | 17,950 | 2,144,002 |
| 280 | 9,433,359 | 6,666,547 | 125,950 | 301,714,733 | 129,305 | 17,150 | 2,079,467 |
| 290 | 8,987,059 | 6,362,720 | 114,100 | 282,377,556 | 119,271 | 18,550 | 1,978,847 |
| 300 | 35,460,193 | 25,679,950 | 421,550 | 1,165,816,879 | 412,900 | 59,900 | 7,447,244 |
| 350 | 27,424,214 | 20,443,888 | 285,650 | 923,626,370 | 306,098 | 40,900 | 5,415,327 |
| 400 | 21,926,028 | 16,818,779 | 205,350 | 765,347,733 | 272,518 | 28,500 | 3,926,667 |
| 450 | 16,501,669 | 13,008,047 | 140,750 | 592,278,614 | 182,555 | 21,350 | 2,692,437 |
| 500 | 24,127,377 | 19,350,030 | 177,350 | 872,805,295 | 371,729 | 31,150 | 3,562,669 |
| 600 | 19,797,468 | 16,457,495 | 122,850 | 725,557,258 | 233,123 | 18,200 | 2,542,221 |
| 700 | 13,887,661 | 11,731,210 | 77,500 | 533,676,470 | 196,525 | 13,050 | 1,595,944 |
| 800 | 11,002,107 | 9,440,783 | 52,750 | 416,625,428 | 129,936 | 9,150 | 1,178,974 |
| 900 | 8,872,174 | 7,707,390 | 39,000 | 345,581,195 | 101,745 | 6,100 | 878,940 |
| 1000 | 32,051,410 | 28,621,823 | 112,050 | 1,272,640,013 | 408,589 | 19,900 | 2,490,376 |
| 1500 | 63,292,246 | 60,431,399 | 95,900 | 2,815,041,462 | 327,320 | 13,000 | 2,138,129 |
| 不詳 | 31,053,944 | 11,919,261 | 213,500 | - | 247,071 | 39,800 | 14,296,866 |

保険料（税）算定状況（市町村） — 一般世帯 — （続き）

| 世帯別 平等割額 | 介護納付金分 | | | | | | | |
|-------------|---------------|-------------|---------------|-----------------------------------|-----------|---------------|--------------|-------------|
| | 保険料(税) 算定額 | 所得割額 | 所得割額の ある世帯 | 所得割額のある世帯 の旧ただし書方式に よる課税標準額 | 資産割額 | 資産割額の ある世帯 | 被保険者 均等割額 | 世帯別 平等割額 |
| 千円 | 千円 | 千円 | | 千円 | 千円 | | 千円 | 千円 |
| 91,025,643 | 287,980,666 | 157,477,838 | 3,953,800 | 8,840,101,464 | 2,714,393 | 566,700 | 97,318,860 | 30,469,576 |
| 24,550,755 | 28,414,446 | 19,738 | 850 | - | 303,524 | 91,000 | 20,512,870 | 7,578,314 |
| 7,533,694 | 8,484,777 | 2,302 | 350 | - | 136,611 | 37,300 | 6,114,884 | 2,230,980 |
| 3,282,354 | 4,353,108 | 89,329 | 130,350 | 4,170,267 | 60,548 | 16,100 | 3,076,586 | 1,126,645 |
| 2,553,500 | 3,308,989 | 368,170 | 151,850 | 17,566,088 | 47,598 | 13,000 | 2,141,210 | 752,012 |
| 2,654,609 | 3,950,533 | 744,658 | 163,650 | 35,051,319 | 55,961 | 14,000 | 2,343,754 | 806,159 |
| 2,466,197 | 3,715,186 | 865,866 | 138,600 | 41,544,074 | 54,513 | 14,450 | 2,096,504 | 698,303 |
| 2,535,274 | 3,976,414 | 1,170,790 | 141,400 | 55,475,305 | 42,795 | 13,500 | 2,047,691 | 715,138 |
| 2,462,546 | 4,232,221 | 1,363,885 | 137,700 | 66,158,920 | 44,645 | 12,150 | 2,122,977 | 700,713 |
| 2,539,397 | 4,417,080 | 1,636,942 | 135,100 | 79,125,533 | 53,277 | 12,150 | 2,041,034 | 685,828 |
| 2,827,582 | 5,574,417 | 2,233,332 | 161,450 | 110,383,583 | 51,262 | 15,450 | 2,479,989 | 809,834 |
| 2,475,301 | 4,786,264 | 2,010,834 | 130,300 | 100,172,789 | 45,585 | 12,500 | 2,036,719 | 693,126 |
| 2,515,461 | 5,322,920 | 2,425,914 | 139,300 | 120,568,699 | 41,027 | 11,950 | 2,157,013 | 698,966 |
| 2,145,652 | 4,781,537 | 2,209,507 | 120,250 | 114,233,508 | 37,337 | 11,250 | 1,921,580 | 613,112 |
| 1,952,680 | 4,603,209 | 2,199,281 | 107,800 | 113,073,031 | 40,763 | 8,800 | 1,790,744 | 572,421 |
| 2,010,136 | 5,944,669 | 3,061,721 | 130,500 | 150,293,250 | 62,597 | 10,700 | 2,125,335 | 695,017 |
| 1,733,115 | 5,248,260 | 2,768,496 | 116,450 | 143,901,078 | 45,878 | 11,650 | 1,867,731 | 566,155 |
| 1,571,888 | 5,359,227 | 2,905,154 | 114,950 | 152,112,365 | 57,029 | 10,850 | 1,839,236 | 557,808 |
| 1,449,724 | 4,558,619 | 2,486,174 | 95,350 | 133,969,685 | 42,224 | 9,800 | 1,543,161 | 487,061 |
| 1,311,410 | 4,908,814 | 2,838,470 | 99,100 | 150,348,294 | 41,153 | 10,250 | 1,582,147 | 447,044 |
| 1,157,156 | 4,233,659 | 2,431,780 | 85,450 | 137,739,879 | 39,206 | 9,600 | 1,363,910 | 398,762 |
| 994,195 | 4,384,708 | 2,630,090 | 85,550 | 145,511,397 | 37,598 | 8,200 | 1,322,565 | 394,455 |
| 951,571 | 4,177,558 | 2,552,979 | 75,900 | 136,604,572 | 29,230 | 8,400 | 1,248,453 | 346,896 |
| 971,666 | 4,874,729 | 3,026,260 | 87,050 | 165,862,549 | 47,377 | 8,900 | 1,412,623 | 388,469 |
| 823,883 | 3,881,500 | 2,443,262 | 68,400 | 136,235,994 | 43,149 | 7,700 | 1,106,488 | 288,601 |
| 761,276 | 3,742,046 | 2,348,594 | 65,500 | 134,975,480 | 30,213 | 7,450 | 1,074,502 | 288,737 |
| 651,915 | 3,485,545 | 2,187,535 | 57,950 | 124,781,827 | 30,290 | 6,800 | 1,011,463 | 256,258 |
| 627,912 | 3,077,388 | 1,961,343 | 47,950 | 108,519,188 | 44,910 | 6,700 | 843,926 | 227,209 |
| 558,040 | 3,210,429 | 2,103,191 | 52,050 | 123,801,643 | 47,086 | 7,050 | 858,237 | 201,915 |
| 526,221 | 3,550,570 | 2,369,617 | 54,050 | 132,467,073 | 39,746 | 7,650 | 905,806 | 235,402 |
| 1,920,098 | 13,598,795 | 9,280,162 | 196,950 | 538,249,653 | 119,785 | 25,350 | 3,351,655 | 847,193 |
| 1,258,902 | 11,237,189 | 8,003,960 | 151,750 | 486,385,800 | 76,734 | 17,200 | 2,565,610 | 590,886 |
| 908,064 | 9,378,294 | 6,887,929 | 113,100 | 418,616,078 | 98,357 | 14,000 | 1,957,217 | 434,791 |
| 618,631 | 6,983,286 | 5,328,834 | 77,700 | 324,307,702 | 51,269 | 10,050 | 1,295,850 | 307,333 |
| 842,949 | 10,862,485 | 8,564,987 | 103,650 | 504,129,142 | 103,900 | 15,100 | 1,771,252 | 422,346 |
| 564,630 | 8,613,929 | 7,001,905 | 72,850 | 426,216,173 | 85,520 | 10,750 | 1,243,136 | 283,368 |
| 363,983 | 6,384,895 | 5,308,397 | 47,550 | 325,058,300 | 80,910 | 7,400 | 818,297 | 177,290 |
| 252,414 | 5,298,482 | 4,479,675 | 34,600 | 271,335,055 | 56,563 | 5,000 | 644,275 | 117,969 |
| 184,099 | 4,108,261 | 3,535,090 | 25,950 | 228,628,174 | 25,096 | 3,450 | 451,949 | 96,127 |
| 530,622 | 14,027,521 | 12,325,755 | 70,000 | 785,788,670 | 135,784 | 12,400 | 1,286,328 | 279,654 |
| 395,398 | 26,181,032 | 24,843,140 | 56,200 | 1,596,739,326 | 108,088 | 7,650 | 1,017,382 | 212,422 |
| 4,590,746 | 16,747,676 | 6,462,793 | 108,350 | - | 119,255 | 23,050 | 7,926,770 | 2,238,858 |

第2表-3 世帯の所得階級別、

| 所得階級別 | 世帯数 | 被保険者数 | 医療給付費分 | | |
|----------------|---------|---------|------------------|------------------|-----------|
| | | | 保険料(税) 算定額 | 所得割額 | 所得割額のある世帯 |
| 総数 | 296,900 | 363,450 | 千円 30,517,326 | 千円 17,294,471 | 188,350 |
| 所得なし | 58,000 | 60,850 | 2,166,946 | - | - |
| ～30万円未満 | 42,150 | 47,300 | 1,695,052 | - | - |
| 30万円以上～40 " | 15,650 | 17,550 | 658,480 | 25,025 | 9,150 |
| 40 " ～50 " | 13,600 | 16,300 | 729,417 | 114,038 | 13,200 |
| 50 " ～60 " | 13,950 | 16,050 | 839,132 | 219,916 | 13,300 |
| 60 " ～70 " | 13,650 | 16,700 | 916,197 | 309,388 | 13,650 |
| 70 " ～80 " | 13,950 | 17,100 | 1,045,649 | 428,927 | 13,950 |
| 80 " ～90 " | 14,050 | 17,100 | 1,170,529 | 554,473 | 14,050 |
| 90 " ～100 " | 9,400 | 11,000 | 839,348 | 437,637 | 9,400 |
| 100 " ～110 " | 10,100 | 13,700 | 971,891 | 480,088 | 10,100 |
| 110 " ～120 " | 9,400 | 12,050 | 1,003,297 | 547,726 | 9,400 |
| 120 " ～130 " | 9,150 | 12,050 | 1,046,556 | 597,641 | 9,150 |
| 130 " ～140 " | 7,500 | 9,800 | 883,910 | 553,308 | 7,500 |
| 140 " ～150 " | 5,800 | 7,650 | 718,036 | 435,645 | 5,800 |
| 150 " ～160 " | 4,650 | 6,450 | 631,154 | 377,566 | 4,650 |
| 160 " ～170 " | 4,850 | 6,300 | 713,491 | 461,124 | 4,850 |
| 170 " ～180 " | 3,850 | 5,600 | 568,920 | 379,690 | 3,850 |
| 180 " ～190 " | 4,600 | 6,350 | 694,297 | 462,900 | 4,600 |
| 190 " ～200 " | 3,600 | 5,450 | 579,196 | 400,650 | 3,600 |
| 200 " ～210 " | 3,000 | 4,400 | 493,430 | 352,020 | 3,000 |
| 210 " ～220 " | 2,150 | 3,400 | 414,975 | 265,476 | 2,150 |
| 220 " ～230 " | 2,100 | 3,450 | 389,084 | 265,970 | 2,100 |
| 230 " ～240 " | 2,600 | 3,600 | 521,046 | 386,643 | 2,600 |
| 240 " ～250 " | 2,600 | 4,200 | 562,376 | 395,889 | 2,600 |
| 250 " ～260 " | 1,450 | 2,000 | 283,278 | 211,801 | 1,450 |
| 260 " ～270 " | 1,450 | 2,200 | 308,606 | 229,811 | 1,450 |
| 270 " ～280 " | 1,050 | 1,400 | 232,339 | 173,281 | 1,050 |
| 280 " ～290 " | 1,300 | 1,700 | 268,891 | 214,911 | 1,300 |
| 290 " ～300 " | 1,000 | 1,300 | 238,862 | 182,147 | 1,000 |
| 300 " ～350 " | 5,250 | 8,300 | 1,474,642 | 1,137,553 | 5,250 |
| 350 " ～400 " | 3,050 | 4,050 | 915,679 | 755,385 | 3,050 |
| 400 " ～450 " | 1,750 | 2,600 | 558,793 | 466,313 | 1,750 |
| 450 " ～500 " | 850 | 1,500 | 315,317 | 260,454 | 850 |
| 500 " ～600 " | 1,850 | 2,650 | 703,397 | 617,872 | 1,850 |
| 600 " ～700 " | 350 | 650 | 188,499 | 167,299 | 350 |
| 700 " ～800 " | 900 | 1,400 | 431,640 | 387,505 | 900 |
| 800 " ～900 " | 650 | 850 | 385,821 | 356,982 | 650 |
| 900 " ～1000 " | 50 | 50 | 35,157 | 32,388 | 50 |
| 1000 " ～1500 " | 900 | 1,100 | 718,508 | 676,577 | 900 |
| 1500 " ～ | 1,100 | 1,900 | 2,793,512 | 2,723,179 | 1,100 |
| 不詳 | 3,600 | 5,400 | 411,976 | 249,274 | 2,750 |

保険料（税）算定状況（市町村） —退職世帯—

| 医療給付費分 | | | | | |
|-----------------------------------|---------|-----------|----------------------|-----------|-----------|
| 所得割額のある世帯 の旧ただし書方式 による課税標準額 | 資産割額 | 資産割額のある世帯 | 資産割額のある世帯 の固定資産税額 | 被保険者均等割額 | 世帯別平等割額 |
| 千円 | 千円 | | 千円 | 千円 | 千円 |
| 237,741,403 | 836,326 | 57,900 | 3,974,158 | 8,911,725 | 3,474,804 |
| - | 80,927 | 7,450 | 375,614 | 1,475,064 | 610,955 |
| - | 74,607 | 7,800 | 332,376 | 1,133,574 | 486,871 |
| 340,717 | 29,952 | 2,850 | 198,347 | 432,199 | 171,303 |
| 1,557,854 | 40,067 | 2,750 | 153,287 | 411,136 | 164,175 |
| 2,913,939 | 42,182 | 3,050 | 302,901 | 404,573 | 172,460 |
| 4,208,302 | 37,003 | 2,850 | 179,683 | 394,232 | 175,575 |
| 5,571,748 | 36,765 | 2,900 | 164,226 | 420,713 | 159,244 |
| 7,187,242 | 41,685 | 2,700 | 156,194 | 396,186 | 178,185 |
| 5,763,116 | 27,324 | 1,900 | 147,184 | 253,677 | 120,711 |
| 6,756,814 | 27,914 | 2,650 | 128,552 | 333,032 | 130,857 |
| 7,362,811 | 20,321 | 2,150 | 113,123 | 281,581 | 153,669 |
| 8,092,116 | 12,727 | 1,050 | 60,385 | 312,634 | 123,553 |
| 7,536,472 | 16,289 | 1,150 | 80,957 | 249,204 | 65,108 |
| 6,245,101 | 25,518 | 1,900 | 108,067 | 184,996 | 71,877 |
| 5,392,118 | 26,420 | 1,200 | 93,828 | 183,621 | 43,546 |
| 6,254,098 | 19,077 | 1,100 | 100,503 | 154,905 | 78,385 |
| 5,145,820 | 10,111 | 850 | 50,199 | 134,146 | 44,973 |
| 6,714,560 | 15,604 | 1,100 | 88,867 | 166,879 | 48,914 |
| 5,690,993 | 11,342 | 550 | 44,090 | 131,298 | 35,907 |
| 5,110,050 | 5,079 | 700 | 28,421 | 117,946 | 18,385 |
| 3,688,767 | 36,035 | 1,150 | 132,966 | 81,460 | 32,005 |
| 4,023,626 | 11,713 | 700 | 67,467 | 91,947 | 19,454 |
| 5,110,658 | 4,954 | 550 | 25,550 | 89,919 | 39,530 |
| 5,444,858 | 16,194 | 350 | 77,938 | 112,625 | 37,669 |
| 3,145,665 | 4,013 | 350 | 20,069 | 51,276 | 16,188 |
| 3,248,653 | 9,306 | 550 | 47,520 | 46,989 | 22,500 |
| 2,511,634 | 11,668 | 400 | 47,805 | 35,910 | 11,480 |
| 3,242,305 | 1,803 | 400 | 7,586 | 44,082 | 8,095 |
| 2,513,950 | 15,913 | 250 | 77,152 | 31,258 | 9,544 |
| 14,768,416 | 40,433 | 1,100 | 192,140 | 219,519 | 77,138 |
| 10,231,937 | 18,902 | 700 | 75,280 | 92,665 | 48,726 |
| 6,594,558 | 10,645 | 600 | 44,917 | 72,965 | 8,870 |
| 3,799,233 | 3,510 | 250 | 16,405 | 45,613 | 5,740 |
| 9,258,510 | 10,030 | 450 | 44,760 | 64,750 | 10,745 |
| 2,199,284 | 450 | 50 | 1,875 | 14,610 | 6,140 |
| 6,500,198 | 1,352 | 200 | 11,240 | 31,195 | 11,588 |
| 5,319,294 | 2,539 | 200 | 20,380 | 20,895 | 5,406 |
| 462,687 | 474 | 50 | 1,895 | 1,235 | 1,060 |
| 10,158,689 | 6,011 | 50 | 16,030 | 31,620 | 4,300 |
| 37,674,608 | 8,262 | 250 | 36,420 | 40,198 | 21,873 |
| - | 21,204 | 650 | 101,960 | 119,398 | 22,100 |

第2表-3 世帯の所得階級別、

| 所得階級別 | 後期高齢者支援金分 | | | | | | |
|----------------|-----------|-----------|-----------|---------------------------|---------|-----------|-----------|
| | 保険料(税)算定額 | 所得割額 | 所得割額のある世帯 | 所得割額のある世帯の旧ただし書方式による課税標準額 | 資産割額 | 資産割額のある世帯 | 被保険者均等割額 |
| | 千円 | 千円 | | 千円 | 千円 | | 千円 |
| 総数 | 9,568,008 | 5,459,414 | 188,350 | 237,741,403 | 195,172 | 45,250 | 2,928,551 |
| 所得なし | 674,442 | - | - | - | 21,188 | 5,900 | 474,856 |
| ～30万円未満 | 523,266 | - | - | - | 16,980 | 6,250 | 368,390 |
| 30万円以上～40 " | 206,622 | 8,025 | 9,150 | 340,717 | 8,092 | 2,250 | 139,470 |
| 40 " ～50 " | 226,008 | 36,860 | 13,200 | 1,557,854 | 8,286 | 2,100 | 133,441 |
| 50 " ～60 " | 252,463 | 67,332 | 13,300 | 2,913,939 | 9,214 | 2,300 | 126,774 |
| 60 " ～70 " | 287,537 | 97,278 | 13,650 | 4,208,302 | 9,702 | 2,450 | 132,379 |
| 70 " ～80 " | 324,237 | 133,135 | 13,950 | 5,571,748 | 7,158 | 2,400 | 139,274 |
| 80 " ～90 " | 361,750 | 170,861 | 14,050 | 7,187,242 | 7,835 | 2,200 | 132,442 |
| 90 " ～100 " | 264,558 | 139,757 | 9,400 | 5,763,116 | 6,495 | 1,250 | 86,352 |
| 100 " ～110 " | 311,981 | 153,642 | 10,100 | 6,756,814 | 6,671 | 1,950 | 112,225 |
| 110 " ～120 " | 318,823 | 175,684 | 9,400 | 7,362,811 | 4,988 | 1,700 | 93,135 |
| 120 " ～130 " | 331,677 | 187,227 | 9,150 | 8,092,116 | 5,171 | 1,000 | 101,543 |
| 130 " ～140 " | 278,909 | 175,774 | 7,500 | 7,536,472 | 4,284 | 800 | 81,996 |
| 140 " ～150 " | 222,842 | 133,702 | 5,800 | 6,245,101 | 6,436 | 1,150 | 62,799 |
| 150 " ～160 " | 195,764 | 118,408 | 4,650 | 5,392,118 | 4,162 | 850 | 62,110 |
| 160 " ～170 " | 227,994 | 146,466 | 4,850 | 6,254,098 | 5,225 | 1,100 | 51,880 |
| 170 " ～180 " | 179,402 | 119,776 | 3,850 | 5,145,820 | 2,135 | 500 | 45,781 |
| 180 " ～190 " | 216,988 | 146,636 | 4,600 | 6,714,560 | 4,094 | 850 | 55,031 |
| 190 " ～200 " | 185,903 | 129,167 | 3,600 | 5,690,993 | 2,229 | 350 | 45,542 |
| 200 " ～210 " | 152,119 | 105,810 | 3,000 | 5,110,050 | 1,516 | 650 | 39,518 |
| 210 " ～220 " | 120,815 | 81,395 | 2,150 | 3,688,767 | 4,010 | 800 | 26,650 |
| 220 " ～230 " | 118,963 | 82,492 | 2,100 | 4,023,626 | 2,955 | 550 | 28,885 |
| 230 " ～240 " | 160,707 | 119,962 | 2,600 | 5,110,658 | 1,727 | 500 | 28,432 |
| 240 " ～250 " | 158,181 | 112,930 | 2,600 | 5,444,858 | 1,082 | 250 | 34,522 |
| 250 " ～260 " | 85,647 | 64,708 | 1,450 | 3,145,665 | 754 | 200 | 15,840 |
| 260 " ～270 " | 101,758 | 75,310 | 1,450 | 3,248,653 | 2,525 | 300 | 18,229 |
| 270 " ～280 " | 67,621 | 50,584 | 1,050 | 2,511,634 | 2,497 | 250 | 11,410 |
| 280 " ～290 " | 87,391 | 68,803 | 1,300 | 3,242,305 | 604 | 400 | 15,384 |
| 290 " ～300 " | 73,357 | 53,784 | 1,000 | 2,513,950 | 5,492 | 150 | 12,059 |
| 300 " ～350 " | 444,088 | 344,486 | 5,250 | 14,768,416 | 8,384 | 950 | 70,725 |
| 350 " ～400 " | 295,490 | 244,070 | 3,050 | 10,231,937 | 4,767 | 650 | 30,782 |
| 400 " ～450 " | 158,893 | 130,301 | 1,750 | 6,594,558 | 2,132 | 500 | 24,031 |
| 450 " ～500 " | 94,579 | 78,319 | 850 | 3,799,233 | 1,128 | 250 | 13,705 |
| 500 " ～600 " | 216,219 | 190,364 | 1,850 | 9,258,510 | 2,649 | 400 | 21,276 |
| 600 " ～700 " | 51,520 | 46,170 | 350 | 2,199,284 | 150 | 50 | 3,640 |
| 700 " ～800 " | 174,481 | 155,325 | 900 | 6,500,198 | 334 | 100 | 15,362 |
| 800 " ～900 " | 120,836 | 112,056 | 650 | 5,319,294 | 1,176 | 200 | 6,200 |
| 900 " ～1000 " | 13,450 | 12,493 | 50 | 462,687 | 133 | 50 | 395 |
| 1000 " ～1500 " | 202,763 | 188,855 | 900 | 10,158,689 | 2,308 | 50 | 10,300 |
| 1500 " ～ | 944,904 | 920,401 | 1,100 | 37,674,608 | 3,099 | 250 | 14,076 |
| 不詳 | 133,059 | 81,066 | 2,750 | - | 5,405 | 400 | 41,712 |

保険料（税）算定状況（市町村） ー退職世帯ー（続き）

| 世帯別 平等割額 | 介護納付金分 | | | | | | | |
|-------------|---------------|-----------|---------------|-----------------------------------|---------|---------------|--------------|-------------|
| | 保険料(税) 算定額 | 所得割額 | 所得割額の ある世帯 | 所得割額のある世帯 の旧ただし書方式に よる課税標準額 | 資産割額 | 資産割額の ある世帯 | 被保険者 均等割額 | 世帯別 平等割額 |
| 千円 | 千円 | 千円 | | 千円 | 千円 | | 千円 | 千円 |
| 984,872 | 9,105,832 | 4,503,267 | 176,150 | 221,433,433 | 160,611 | 39,900 | 3,367,103 | 1,074,852 |
| 178,398 | 839,740 | - | - | - | 16,808 | 5,550 | 581,405 | 241,527 |
| 137,897 | 602,361 | - | - | - | 15,227 | 5,600 | 420,767 | 166,366 |
| 51,036 | 236,810 | 6,684 | 8,750 | 325,391 | 5,330 | 2,000 | 168,418 | 56,378 |
| 47,420 | 238,770 | 30,177 | 12,550 | 1,477,581 | 7,692 | 2,100 | 148,852 | 52,049 |
| 49,144 | 256,786 | 58,256 | 12,250 | 2,677,362 | 7,663 | 2,000 | 140,681 | 50,186 |
| 48,178 | 299,644 | 82,016 | 12,900 | 3,960,575 | 8,760 | 2,150 | 157,207 | 51,661 |
| 44,670 | 323,778 | 112,615 | 13,000 | 5,218,946 | 4,625 | 1,800 | 159,794 | 46,745 |
| 50,613 | 370,146 | 152,838 | 13,500 | 6,904,360 | 5,877 | 1,850 | 155,247 | 56,185 |
| 31,954 | 250,343 | 114,606 | 8,750 | 5,387,313 | 3,702 | 850 | 98,322 | 33,713 |
| 39,443 | 300,445 | 128,310 | 9,850 | 6,575,941 | 5,798 | 1,850 | 128,780 | 37,557 |
| 45,016 | 283,844 | 135,445 | 8,500 | 6,688,013 | 3,956 | 1,600 | 107,431 | 37,013 |
| 37,736 | 285,916 | 141,550 | 7,800 | 6,939,659 | 3,608 | 800 | 108,133 | 32,625 |
| 16,855 | 249,112 | 142,444 | 7,100 | 7,129,319 | 2,654 | 800 | 87,192 | 16,822 |
| 19,905 | 206,537 | 109,006 | 5,550 | 5,965,170 | 4,448 | 700 | 75,083 | 18,000 |
| 11,084 | 185,980 | 96,227 | 4,150 | 4,796,412 | 3,817 | 700 | 74,480 | 11,456 |
| 24,422 | 212,978 | 128,905 | 4,550 | 5,847,805 | 4,676 | 950 | 56,733 | 22,664 |
| 11,710 | 167,764 | 100,538 | 3,600 | 4,794,627 | 1,622 | 500 | 53,265 | 12,340 |
| 11,226 | 197,990 | 121,760 | 4,550 | 6,638,601 | 3,781 | 900 | 61,740 | 10,709 |
| 8,965 | 178,183 | 114,878 | 3,600 | 5,690,993 | 1,953 | 250 | 52,252 | 9,101 |
| 5,275 | 136,052 | 85,062 | 2,750 | 4,678,817 | 1,120 | 550 | 45,736 | 4,135 |
| 8,760 | 108,503 | 68,831 | 2,150 | 3,688,767 | 3,327 | 650 | 28,770 | 7,575 |
| 4,632 | 108,779 | 74,430 | 2,050 | 3,925,258 | 2,823 | 550 | 24,223 | 7,303 |
| 10,586 | 115,819 | 76,024 | 2,000 | 3,984,024 | 1,073 | 500 | 30,642 | 8,081 |
| 9,648 | 134,814 | 88,664 | 2,100 | 4,368,868 | 418 | 150 | 37,583 | 8,150 |
| 4,345 | 70,059 | 46,502 | 1,300 | 2,811,624 | 827 | 200 | 18,628 | 4,103 |
| 5,694 | 96,808 | 67,617 | 1,450 | 3,248,653 | 2,271 | 300 | 22,834 | 4,085 |
| 3,130 | 52,263 | 31,771 | 950 | 2,282,480 | 2,332 | 150 | 15,560 | 2,600 |
| 2,600 | 77,016 | 55,835 | 1,150 | 2,870,602 | 587 | 400 | 17,404 | 3,190 |
| 2,022 | 69,820 | 48,514 | 1,000 | 2,513,950 | 4,817 | 150 | 13,003 | 3,487 |
| 20,494 | 393,227 | 292,699 | 5,100 | 14,345,879 | 7,980 | 950 | 73,918 | 18,630 |
| 15,871 | 279,378 | 221,405 | 2,950 | 9,892,797 | 5,051 | 600 | 38,513 | 14,409 |
| 2,430 | 141,221 | 110,231 | 1,550 | 5,769,468 | 1,408 | 250 | 27,647 | 1,935 |
| 1,428 | 76,002 | 57,242 | 750 | 3,347,532 | 780 | 150 | 16,808 | 1,172 |
| 1,930 | 184,746 | 156,081 | 1,850 | 9,258,510 | 2,183 | 400 | 23,389 | 3,092 |
| 1,560 | 53,206 | 46,048 | 350 | 2,199,284 | 88 | 50 | 5,610 | 1,460 |
| 3,460 | 90,442 | 73,606 | 500 | 3,487,697 | 417 | 100 | 14,834 | 1,586 |
| 1,404 | 95,247 | 84,640 | 550 | 4,484,329 | 1,356 | 100 | 7,897 | 1,354 |
| 430 | 12,535 | 11,567 | 50 | 462,687 | 133 | 50 | 475 | 360 |
| 1,300 | 141,330 | 128,107 | 800 | 9,119,533 | 1,683 | 50 | 10,940 | 600 |
| 7,328 | 862,144 | 837,698 | 1,100 | 37,674,608 | 2,516 | 250 | 15,389 | 6,541 |
| 4,877 | 119,296 | 64,439 | 2,750 | - | 5,425 | 400 | 41,521 | 7,911 |

第2表-4-1 世帯の所得階級別、保険料（税）

| 所得階級別 | 世帯数 | 被保険者数 | 医療給付費分 | | |
|----------------|------------|------------|---------------------|---------------------|-----------|
| | | | 保険料(税) 算定額 | 所得割額 | 所得割額のある世帯 |
| 総数 | 14,961,500 | 25,242,200 | 千円 2,231,203,265 | 千円 1,276,586,742 | 9,481,200 |
| 所得なし | 3,405,500 | 4,334,500 | 177,135,240 | 401,642 | 4,400 |
| ～30万円未満 | 1,129,050 | 1,621,300 | 64,183,322 | - | - |
| 30万円以上～40 " | 502,600 | 784,050 | 30,861,588 | 752,904 | 295,850 |
| 40 " ～50 " | 403,700 | 610,500 | 27,154,077 | 3,435,523 | 385,600 |
| 50 " ～60 " | 424,350 | 660,700 | 32,104,821 | 6,627,938 | 410,100 |
| 60 " ～70 " | 397,100 | 639,850 | 33,357,332 | 8,857,796 | 390,200 |
| 70 " ～80 " | 412,950 | 673,100 | 37,892,397 | 12,144,671 | 411,450 |
| 80 " ～90 " | 421,650 | 705,300 | 41,937,419 | 15,329,455 | 419,350 |
| 90 " ～100 " | 411,950 | 697,500 | 44,275,531 | 17,951,017 | 410,250 |
| 100 " ～110 " | 464,550 | 803,450 | 53,443,612 | 23,487,251 | 460,550 |
| 110 " ～120 " | 412,800 | 715,000 | 50,527,537 | 23,924,192 | 412,400 |
| 120 " ～130 " | 417,250 | 727,800 | 53,871,396 | 26,904,678 | 416,400 |
| 130 " ～140 " | 370,900 | 654,150 | 50,537,709 | 26,224,287 | 369,500 |
| 140 " ～150 " | 334,350 | 590,200 | 48,316,059 | 26,268,347 | 334,250 |
| 150 " ～160 " | 345,300 | 614,850 | 52,321,928 | 29,525,961 | 344,900 |
| 160 " ～170 " | 302,250 | 551,900 | 48,164,432 | 27,643,670 | 302,050 |
| 170 " ～180 " | 280,050 | 520,700 | 46,514,052 | 27,381,622 | 279,450 |
| 180 " ～190 " | 253,700 | 480,100 | 43,782,850 | 26,414,555 | 253,700 |
| 190 " ～200 " | 239,450 | 456,050 | 43,349,453 | 26,936,834 | 239,000 |
| 200 " ～210 " | 210,500 | 405,350 | 39,610,591 | 24,907,127 | 210,100 |
| 210 " ～220 " | 197,350 | 375,150 | 38,105,727 | 24,532,573 | 197,250 |
| 220 " ～230 " | 182,950 | 355,650 | 36,904,032 | 23,954,870 | 182,950 |
| 230 " ～240 " | 185,300 | 360,950 | 38,786,638 | 25,693,501 | 185,300 |
| 240 " ～250 " | 159,550 | 324,450 | 34,912,193 | 23,122,017 | 159,550 |
| 250 " ～260 " | 144,200 | 295,650 | 32,408,691 | 21,742,716 | 144,200 |
| 260 " ～270 " | 127,750 | 269,050 | 29,743,696 | 20,159,158 | 127,750 |
| 270 " ～280 " | 115,550 | 246,550 | 27,767,628 | 18,981,697 | 115,550 |
| 280 " ～290 " | 116,850 | 237,700 | 28,527,485 | 19,980,078 | 116,850 |
| 290 " ～300 " | 105,800 | 224,700 | 27,051,671 | 19,028,444 | 105,700 |
| 300 " ～350 " | 391,600 | 840,550 | 107,158,624 | 77,278,620 | 391,550 |
| 350 " ～400 " | 263,150 | 602,700 | 81,795,194 | 60,627,245 | 263,150 |
| 400 " ～450 " | 191,150 | 442,050 | 66,459,551 | 50,688,892 | 191,150 |
| 450 " ～500 " | 130,700 | 301,250 | 50,132,455 | 39,259,349 | 130,700 |
| 500 " ～600 " | 162,600 | 400,150 | 71,935,008 | 57,252,558 | 162,600 |
| 600 " ～700 " | 114,250 | 283,750 | 59,655,350 | 49,340,174 | 114,250 |
| 700 " ～800 " | 71,600 | 180,700 | 42,418,836 | 35,601,561 | 71,600 |
| 800 " ～900 " | 48,000 | 128,100 | 32,426,025 | 27,524,171 | 48,000 |
| 900 " ～1000 " | 36,800 | 100,750 | 27,586,226 | 23,827,390 | 36,800 |
| 1000 " ～1500 " | 102,000 | 274,100 | 94,986,672 | 83,816,557 | 101,950 |
| 1500 " ～ | 89,300 | 234,350 | 193,148,899 | 183,386,975 | 89,300 |
| 不詳 | 885,100 | 1,517,550 | 89,951,316 | 35,668,731 | 195,550 |

算定状況（市町村） ー全世帯ー <擬制世帯を除く>

| 医療給付費分 | | | | | |
|-----------------------------------|------------|-----------|----------------------|-------------|-------------|
| 所得割額のある世帯 の旧ただし書方式 による課税標準額 | 資産割額 | 資産割額のある世帯 | 資産割額のある世帯 の固定資産税額 | 被保険者均等割額 | 世帯別平等割額 |
| 千円 | 千円 | | 千円 | 千円 | 千円 |
| 17,132,007,206 | 47,167,178 | 2,304,450 | 215,976,607 | 633,281,112 | 274,168,235 |
| - | 4,007,059 | 304,750 | 18,198,259 | 109,312,533 | 63,414,006 |
| - | 2,169,870 | 160,700 | 9,862,937 | 39,990,561 | 22,022,891 |
| 9,924,037 | 1,057,875 | 69,750 | 4,747,801 | 19,375,024 | 9,675,786 |
| 45,136,591 | 924,551 | 63,400 | 4,206,457 | 15,021,081 | 7,772,921 |
| 87,430,399 | 1,016,637 | 71,350 | 4,679,094 | 16,308,065 | 8,152,183 |
| 117,407,861 | 1,048,953 | 75,300 | 4,837,479 | 15,795,523 | 7,655,060 |
| 162,178,872 | 1,062,715 | 76,300 | 4,786,610 | 16,666,609 | 8,018,401 |
| 204,869,296 | 1,303,851 | 78,800 | 5,760,232 | 17,391,822 | 7,912,291 |
| 239,860,210 | 1,207,737 | 79,100 | 5,397,341 | 17,133,907 | 7,982,870 |
| 314,985,889 | 1,208,148 | 83,450 | 5,544,327 | 19,980,888 | 8,767,325 |
| 320,270,635 | 1,112,936 | 74,550 | 5,167,665 | 17,691,043 | 7,799,366 |
| 364,000,313 | 1,245,034 | 73,850 | 5,537,764 | 17,841,641 | 7,880,044 |
| 355,144,599 | 1,152,230 | 69,300 | 5,428,275 | 16,408,575 | 6,752,618 |
| 353,889,464 | 1,074,223 | 63,250 | 5,055,152 | 14,655,326 | 6,318,163 |
| 399,044,676 | 1,128,197 | 62,050 | 4,930,585 | 15,408,612 | 6,259,158 |
| 375,211,003 | 1,046,825 | 57,900 | 4,957,281 | 13,769,578 | 5,704,360 |
| 372,997,604 | 1,001,214 | 50,550 | 4,610,123 | 13,033,483 | 5,097,733 |
| 359,979,568 | 799,206 | 47,700 | 3,804,558 | 11,821,491 | 4,747,598 |
| 364,890,364 | 855,541 | 41,500 | 3,982,557 | 11,288,046 | 4,269,032 |
| 340,666,383 | 700,895 | 38,150 | 3,125,689 | 10,211,694 | 3,790,875 |
| 338,641,293 | 730,006 | 35,950 | 3,297,301 | 9,536,502 | 3,306,645 |
| 331,063,481 | 857,552 | 37,750 | 4,004,141 | 8,835,165 | 3,256,445 |
| 354,219,378 | 740,480 | 36,850 | 3,545,080 | 9,090,058 | 3,262,599 |
| 318,769,128 | 757,903 | 32,150 | 3,491,657 | 8,247,361 | 2,784,912 |
| 301,421,130 | 719,445 | 29,950 | 3,280,131 | 7,417,027 | 2,529,504 |
| 278,702,720 | 571,621 | 25,750 | 2,619,098 | 6,757,176 | 2,255,742 |
| 263,473,496 | 546,377 | 23,800 | 2,618,572 | 6,161,521 | 2,078,033 |
| 278,793,923 | 563,545 | 23,450 | 2,806,596 | 6,071,717 | 1,912,146 |
| 261,142,279 | 519,402 | 24,050 | 2,407,781 | 5,729,147 | 1,774,679 |
| 1,080,145,672 | 1,875,890 | 78,950 | 8,604,138 | 21,357,682 | 6,646,433 |
| 849,179,381 | 1,392,359 | 54,400 | 6,669,265 | 15,432,707 | 4,342,884 |
| 710,759,075 | 1,242,497 | 37,950 | 5,630,901 | 11,438,559 | 3,089,603 |
| 549,809,152 | 1,010,646 | 28,150 | 4,629,930 | 7,728,127 | 2,134,335 |
| 798,735,425 | 1,621,922 | 38,100 | 7,763,856 | 10,274,185 | 2,786,343 |
| 674,068,556 | 1,017,797 | 23,150 | 4,261,176 | 7,432,185 | 1,865,194 |
| 492,470,753 | 935,701 | 16,250 | 3,867,182 | 4,651,291 | 1,230,282 |
| 377,977,628 | 650,937 | 12,050 | 3,432,127 | 3,412,148 | 838,771 |
| 326,178,846 | 580,822 | 8,150 | 2,419,220 | 2,508,744 | 669,270 |
| 1,158,329,754 | 2,305,395 | 24,200 | 11,013,195 | 7,124,178 | 1,740,542 |
| 2,600,238,371 | 2,103,173 | 15,450 | 9,644,063 | 6,284,325 | 1,374,426 |
| - | 1,300,014 | 56,250 | 5,351,014 | 38,685,806 | 14,296,766 |

第2表-4-1 世帯の所得階級別、保険料（税）

| 所得階級別 | 後期高齢者支援金分 | | | | | | |
|-----------------|---------------|-------------|-----------|-------------------------------|-----------|-----------|--------------|
| | 保険料(税) 算定額 | 所得割額 | 所得割額のある世帯 | 所得割額のある世帯 の旧ただし書方式による課税標準額 | 資産割額 | 資産割額のある世帯 | 被保険者 均等割額 |
| | 千円 | 千円 | | 千円 | 千円 | | 千円 |
| 総数 | 690,073,417 | 395,213,536 | 9,480,700 | 17,132,007,085 | 9,983,843 | 1,741,650 | 207,510,407 |
| 所得なし | 54,885,226 | 120,371 | 4,400 | - | 869,657 | 229,850 | 35,647,287 |
| ～ 30万円未満 | 19,871,082 | - | - | - | 500,991 | 127,000 | 13,037,358 |
| 30万円以上～ 40 " | 9,565,842 | 234,025 | 295,450 | 9,923,920 | 243,129 | 53,800 | 6,312,048 |
| 40 " ～ 50 " | 8,380,235 | 1,070,277 | 385,500 | 45,136,587 | 200,845 | 49,000 | 4,897,128 |
| 50 " ～ 60 " | 9,929,975 | 2,062,072 | 410,100 | 87,430,399 | 237,902 | 57,050 | 5,324,000 |
| 60 " ～ 70 " | 10,305,805 | 2,752,110 | 390,200 | 117,407,861 | 253,459 | 60,200 | 5,140,032 |
| 70 " ～ 80 " | 11,750,188 | 3,782,883 | 411,450 | 162,178,872 | 241,829 | 60,500 | 5,441,200 |
| 80 " ～ 90 " | 13,046,372 | 4,779,237 | 419,350 | 204,869,296 | 270,886 | 60,500 | 5,751,526 |
| 90 " ～ 100 " | 13,776,728 | 5,608,777 | 410,250 | 239,860,210 | 267,789 | 59,150 | 5,627,499 |
| 100 " ～ 110 " | 16,601,750 | 7,319,522 | 460,550 | 314,985,889 | 274,302 | 62,200 | 6,533,971 |
| 110 " ～ 120 " | 15,696,332 | 7,440,068 | 412,400 | 320,270,635 | 269,436 | 59,500 | 5,776,655 |
| 120 " ～ 130 " | 16,854,530 | 8,433,736 | 416,400 | 364,000,313 | 275,086 | 54,550 | 5,895,192 |
| 130 " ～ 140 " | 15,713,339 | 8,189,010 | 369,500 | 355,144,599 | 250,103 | 51,750 | 5,384,685 |
| 140 " ～ 150 " | 15,017,544 | 8,172,549 | 334,250 | 353,889,464 | 243,374 | 47,000 | 4,834,843 |
| 150 " ～ 160 " | 16,256,287 | 9,178,693 | 344,900 | 399,044,676 | 255,451 | 46,750 | 5,062,177 |
| 160 " ～ 170 " | 15,039,846 | 8,662,875 | 302,050 | 375,211,003 | 249,955 | 44,500 | 4,539,175 |
| 170 " ～ 180 " | 14,484,244 | 8,531,976 | 279,450 | 372,997,604 | 222,930 | 38,700 | 4,309,861 |
| 180 " ～ 190 " | 13,731,955 | 8,269,274 | 253,700 | 359,979,568 | 204,596 | 36,050 | 3,933,018 |
| 190 " ～ 200 " | 13,434,387 | 8,356,092 | 239,000 | 364,890,364 | 198,840 | 31,550 | 3,698,677 |
| 200 " ～ 210 " | 12,226,743 | 7,686,084 | 210,100 | 340,666,383 | 157,939 | 29,800 | 3,330,214 |
| 210 " ～ 220 " | 11,736,966 | 7,558,296 | 197,250 | 338,641,293 | 173,168 | 28,150 | 3,108,282 |
| 220 " ～ 230 " | 11,492,671 | 7,504,808 | 182,950 | 331,063,481 | 168,177 | 27,050 | 2,941,436 |
| 230 " ～ 240 " | 12,072,140 | 8,016,986 | 185,300 | 354,219,378 | 151,664 | 25,400 | 2,999,361 |
| 240 " ～ 250 " | 10,857,215 | 7,202,637 | 159,550 | 318,769,128 | 163,802 | 24,400 | 2,721,949 |
| 250 " ～ 260 " | 9,951,620 | 6,685,916 | 144,200 | 301,421,130 | 150,797 | 22,000 | 2,412,491 |
| 260 " ～ 270 " | 9,216,922 | 6,232,838 | 127,750 | 278,702,720 | 112,502 | 18,350 | 2,257,556 |
| 270 " ～ 280 " | 8,600,462 | 5,893,394 | 115,550 | 263,473,496 | 119,707 | 16,700 | 2,014,108 |
| 280 " ～ 290 " | 8,775,111 | 6,144,953 | 116,850 | 278,793,923 | 128,026 | 17,200 | 1,980,186 |
| 290 " ～ 300 " | 8,312,027 | 5,850,981 | 105,700 | 261,142,279 | 119,734 | 18,000 | 1,862,640 |
| 300 " ～ 350 " | 33,127,339 | 23,866,577 | 391,550 | 1,080,145,672 | 401,425 | 57,500 | 7,058,678 |
| 350 " ～ 400 " | 25,407,713 | 18,841,038 | 263,150 | 849,179,381 | 294,047 | 39,150 | 5,091,386 |
| 400 " ～ 450 " | 20,471,693 | 15,613,583 | 191,150 | 710,759,075 | 268,583 | 27,300 | 3,751,383 |
| 450 " ～ 500 " | 15,376,325 | 12,087,860 | 130,700 | 549,809,152 | 175,335 | 20,200 | 2,534,722 |
| 500 " ～ 600 " | 22,215,858 | 17,719,252 | 162,600 | 798,735,425 | 366,714 | 29,450 | 3,360,585 |
| 600 " ～ 700 " | 18,468,373 | 15,305,369 | 114,250 | 674,068,556 | 224,243 | 17,550 | 2,409,484 |
| 700 " ～ 800 " | 12,932,651 | 10,895,683 | 71,600 | 492,470,753 | 178,238 | 12,000 | 1,515,352 |
| 800 " ～ 900 " | 9,999,507 | 8,550,378 | 48,000 | 377,977,628 | 116,666 | 8,500 | 1,100,797 |
| 900 " ～ 1000 " | 8,360,509 | 7,252,592 | 36,800 | 326,178,846 | 97,067 | 5,950 | 832,786 |
| 1000 " ～ 1500 " | 29,017,021 | 25,860,020 | 101,950 | 1,158,329,754 | 382,237 | 18,550 | 2,298,381 |
| 1500 " ～ | 58,950,241 | 56,297,784 | 89,300 | 2,600,238,371 | 266,061 | 11,900 | 2,009,686 |
| 不詳 | 28,162,643 | 11,182,959 | 195,550 | - | 237,153 | 36,950 | 12,772,612 |

算定状況（市町村） — 全世帯 — < 擬制世帯を除く >（続き）

| 世帯別 平等割額 | 介護納付金分 | | | | | | | |
|-------------|---------------|-------------|-----------|-------------------------------|-----------|-----------|--------------|-------------|
| | 保険料(税) 算定額 | 所得割額 | 所得割額のある世帯 | 所得割額のある世帯 の旧ただし書方式による課税標準額 | 資産割額 | 資産割額のある世帯 | 被保険者 均等割額 | 世帯別 平等割額 |
| 千円 | 千円 | 千円 | | 千円 | 千円 | | 千円 | 千円 |
| 77,365,626 | 255,689,461 | 141,851,554 | 3,487,000 | 8,007,626,356 | 2,600,664 | 539,900 | 84,902,716 | 26,334,527 |
| 18,247,912 | 21,126,537 | 18,497 | 800 | - | 270,744 | 77,600 | 15,129,365 | 5,707,931 |
| 6,332,733 | 7,381,969 | 20 | 50 | - | 137,215 | 36,850 | 5,279,841 | 1,964,892 |
| 2,776,640 | 3,808,042 | 74,579 | 107,450 | 3,483,240 | 59,100 | 14,900 | 2,696,862 | 977,500 |
| 2,211,984 | 2,908,762 | 312,337 | 129,750 | 14,857,929 | 50,443 | 13,750 | 1,882,772 | 663,210 |
| 2,306,001 | 3,460,918 | 631,144 | 138,500 | 29,463,816 | 56,233 | 13,700 | 2,067,167 | 706,375 |
| 2,160,203 | 3,306,210 | 745,229 | 120,200 | 35,625,878 | 58,448 | 14,700 | 1,885,292 | 617,241 |
| 2,284,275 | 3,583,679 | 1,017,896 | 123,400 | 47,637,515 | 42,143 | 14,050 | 1,859,882 | 663,757 |
| 2,244,724 | 3,882,235 | 1,209,036 | 122,500 | 58,231,584 | 48,091 | 12,600 | 1,974,415 | 650,693 |
| 2,272,662 | 3,878,972 | 1,383,138 | 114,150 | 66,070,847 | 51,464 | 11,000 | 1,822,229 | 622,140 |
| 2,473,955 | 4,737,160 | 1,800,507 | 132,900 | 89,405,982 | 49,988 | 14,700 | 2,191,425 | 695,242 |
| 2,210,174 | 4,138,126 | 1,646,413 | 108,850 | 82,413,439 | 46,643 | 12,700 | 1,832,623 | 612,446 |
| 2,250,515 | 4,660,713 | 2,056,087 | 118,500 | 101,538,343 | 41,902 | 11,700 | 1,935,764 | 626,961 |
| 1,889,541 | 4,105,758 | 1,811,528 | 100,600 | 94,303,664 | 39,239 | 11,450 | 1,709,040 | 545,952 |
| 1,766,779 | 4,072,779 | 1,863,123 | 93,250 | 96,737,827 | 43,176 | 8,850 | 1,646,755 | 519,724 |
| 1,759,966 | 5,188,617 | 2,595,515 | 111,150 | 126,937,748 | 64,106 | 10,550 | 1,914,192 | 614,804 |
| 1,587,841 | 4,705,450 | 2,412,828 | 101,300 | 123,863,148 | 46,862 | 11,500 | 1,713,117 | 532,643 |
| 1,419,470 | 4,714,055 | 2,479,137 | 99,600 | 130,204,226 | 45,765 | 10,350 | 1,677,521 | 511,633 |
| 1,325,068 | 4,221,882 | 2,235,038 | 87,850 | 122,238,646 | 43,502 | 9,950 | 1,484,584 | 458,757 |
| 1,180,777 | 4,401,745 | 2,500,324 | 87,650 | 132,405,739 | 41,569 | 9,750 | 1,450,188 | 409,665 |
| 1,052,506 | 3,820,878 | 2,140,132 | 76,800 | 122,670,430 | 39,436 | 9,400 | 1,276,842 | 364,468 |
| 897,221 | 3,875,136 | 2,273,519 | 75,300 | 127,309,163 | 38,654 | 8,200 | 1,211,178 | 351,785 |
| 878,249 | 3,699,335 | 2,223,795 | 67,100 | 119,929,059 | 30,494 | 8,400 | 1,121,753 | 323,294 |
| 904,129 | 4,504,822 | 2,768,424 | 79,350 | 150,736,360 | 46,971 | 9,000 | 1,323,888 | 365,540 |
| 768,828 | 3,571,505 | 2,207,684 | 62,950 | 124,532,130 | 44,225 | 7,800 | 1,048,159 | 271,437 |
| 702,417 | 3,348,741 | 2,058,480 | 58,150 | 118,835,269 | 30,782 | 7,150 | 992,493 | 266,986 |
| 614,026 | 3,168,871 | 1,946,246 | 53,100 | 113,747,340 | 32,801 | 7,150 | 946,299 | 243,524 |
| 573,252 | 2,772,257 | 1,742,854 | 43,550 | 98,395,925 | 34,788 | 5,850 | 791,565 | 203,050 |
| 521,947 | 2,987,990 | 1,934,773 | 48,750 | 115,334,073 | 47,124 | 7,200 | 818,859 | 187,234 |
| 478,672 | 3,229,939 | 2,125,077 | 49,800 | 121,832,593 | 39,212 | 7,150 | 851,760 | 213,891 |
| 1,800,659 | 12,565,172 | 8,482,388 | 182,400 | 496,775,564 | 114,712 | 24,450 | 3,176,528 | 791,545 |
| 1,181,243 | 10,209,277 | 7,219,108 | 137,650 | 440,089,619 | 71,805 | 16,000 | 2,365,982 | 552,383 |
| 838,144 | 8,615,858 | 6,253,996 | 104,800 | 386,709,922 | 96,885 | 13,350 | 1,865,883 | 399,094 |
| 578,408 | 6,437,119 | 4,888,719 | 71,550 | 298,511,176 | 51,092 | 9,750 | 1,206,667 | 290,641 |
| 769,307 | 9,817,255 | 7,696,034 | 94,550 | 458,628,391 | 100,394 | 13,850 | 1,636,624 | 384,203 |
| 529,278 | 7,747,065 | 6,261,755 | 66,150 | 385,987,477 | 82,350 | 10,300 | 1,143,371 | 259,588 |
| 343,378 | 5,799,729 | 4,811,922 | 43,100 | 294,310,108 | 66,198 | 6,750 | 758,289 | 163,320 |
| 231,667 | 4,758,986 | 4,012,836 | 31,200 | 243,902,130 | 43,309 | 4,500 | 595,565 | 107,276 |
| 178,064 | 3,821,074 | 3,279,461 | 24,100 | 212,431,474 | 24,287 | 3,300 | 422,460 | 94,867 |
| 476,383 | 12,704,071 | 11,135,848 | 64,050 | 719,671,464 | 123,020 | 11,300 | 1,195,766 | 249,438 |
| 376,711 | 24,769,392 | 23,520,625 | 52,700 | 1,501,867,117 | 91,706 | 7,050 | 954,133 | 202,929 |
| 3,969,920 | 15,181,380 | 6,075,504 | 101,450 | - | 113,788 | 21,350 | 7,045,616 | 1,946,473 |

第2表-4-2 世帯の所得階級別、保険料（税）

| 所得階級別 | 世帯数 | 被保険者数 | 医療給付費分 | | |
|----------------|-----------|-----------|-------------------|------------------|-----------|
| | | | 保険料(税) 算定額 | 所得割額 | 所得割額のある世帯 |
| 総数 | 1,629,500 | 3,297,800 | 千円 210,145,123 | 千円 92,763,967 | 1,603,300 |
| 所得なし | 6,900 | 9,450 | 393,028 | 11,956 | 400 |
| ～30万円未満 | 4,300 | 7,800 | 288,192 | - | - |
| 30万円以上～40 " | 8,750 | 20,050 | 705,015 | 5,939 | 2,300 |
| 40 " ～50 " | 4,500 | 9,100 | 372,557 | 27,506 | 3,000 |
| 50 " ～60 " | 10,550 | 20,450 | 869,729 | 126,810 | 8,750 |
| 60 " ～70 " | 137,600 | 145,500 | 9,718,270 | 3,278,862 | 136,400 |
| 70 " ～80 " | 170,850 | 181,500 | 13,334,833 | 5,329,996 | 170,550 |
| 80 " ～90 " | 113,300 | 139,550 | 10,109,773 | 4,204,480 | 112,500 |
| 90 " ～100 " | 101,200 | 163,250 | 10,588,992 | 4,317,424 | 100,500 |
| 100 " ～110 " | 164,700 | 327,450 | 19,908,677 | 8,190,976 | 163,350 |
| 110 " ～120 " | 198,450 | 404,450 | 25,588,028 | 11,241,016 | 198,450 |
| 120 " ～130 " | 206,600 | 428,500 | 28,386,036 | 13,128,424 | 206,550 |
| 130 " ～140 " | 160,900 | 347,250 | 23,326,422 | 11,033,308 | 160,050 |
| 140 " ～150 " | 101,800 | 236,500 | 15,951,994 | 7,714,737 | 101,800 |
| 150 " ～160 " | 47,800 | 145,050 | 8,421,149 | 3,744,430 | 47,400 |
| 160 " ～170 " | 37,350 | 120,400 | 7,177,358 | 3,269,746 | 37,350 |
| 170 " ～180 " | 33,950 | 114,300 | 6,669,964 | 3,123,341 | 33,950 |
| 180 " ～190 " | 21,000 | 75,050 | 4,237,469 | 1,972,565 | 21,000 |
| 190 " ～200 " | 15,700 | 61,400 | 3,569,681 | 1,737,533 | 15,700 |
| 200 " ～210 " | 11,650 | 47,700 | 2,794,504 | 1,373,502 | 11,650 |
| 210 " ～220 " | 10,650 | 46,200 | 2,678,726 | 1,298,524 | 10,650 |
| 220 " ～230 " | 10,650 | 45,550 | 2,659,249 | 1,344,605 | 10,650 |
| 230 " ～240 " | 4,350 | 20,400 | 1,217,157 | 568,515 | 4,350 |
| 240 " ～250 " | 5,450 | 24,800 | 1,455,818 | 716,348 | 5,450 |
| 250 " ～260 " | 3,400 | 16,950 | 959,693 | 469,709 | 3,400 |
| 260 " ～270 " | 3,450 | 17,400 | 1,073,388 | 569,529 | 3,450 |
| 270 " ～280 " | 2,350 | 12,350 | 721,600 | 369,790 | 2,350 |
| 280 " ～290 " | 1,100 | 5,400 | 312,817 | 172,891 | 1,100 |
| 290 " ～300 " | 1,500 | 8,050 | 493,796 | 273,378 | 1,500 |
| 300 " ～350 " | 2,900 | 14,350 | 937,652 | 522,749 | 2,900 |
| 350 " ～400 " | 1,150 | 6,100 | 428,005 | 250,686 | 1,150 |
| 400 " ～450 " | 900 | 1,800 | 315,876 | 251,756 | 900 |
| 450 " ～500 " | 300 | 1,200 | 109,731 | 76,093 | 300 |
| 500 " ～600 " | 50 | 500 | 27,279 | 15,799 | 50 |
| 600 " ～700 " | 50 | 150 | 25,383 | 19,895 | 50 |
| 700 " ～800 " | - | - | - | - | - |
| 800 " ～900 " | - | - | - | - | - |
| 900 " ～1000 " | - | - | - | - | - |
| 1000 " ～1500 " | - | - | - | - | - |
| 1500 " ～ | - | - | - | - | - |
| 不詳 | 23,400 | 71,900 | 4,317,281 | 2,011,147 | 23,400 |

算定状況（市町村） — 全世界帯 — < 擬制世帯を除く >

(再掲) 2割軽減世帯

| 医療給付費分 | | | | | |
|-----------------------------------|-------------|-----------|----------------------|--------------|--------------|
| 所得割額のある世帯 の旧ただし書方式 による課税標準額 | 資産割額 | 資産割額のある世帯 | 資産割額のある世帯 の固定資産税額 | 被保険者均等割額 | 世帯別平等割額 |
| 千円 | 千円 | 千円 | 千円 | 千円 | 千円 |
| 1, 223, 373, 148 | 4, 909, 654 | 311, 600 | 22, 649, 121 | 81, 290, 342 | 31, 181, 161 |
| - | 13, 627 | 650 | 47, 959 | 240, 722 | 126, 722 |
| - | 15, 638 | 1, 000 | 71, 290 | 191, 458 | 81, 096 |
| 75, 697 | 33, 998 | 2, 400 | 163, 550 | 487, 754 | 177, 324 |
| 323, 692 | 28, 578 | 1, 600 | 117, 693 | 220, 607 | 95, 866 |
| 1, 661, 052 | 45, 982 | 2, 950 | 203, 736 | 480, 618 | 216, 319 |
| 42, 877, 690 | 220, 896 | 15, 550 | 1, 009, 831 | 3, 683, 971 | 2, 534, 542 |
| 71, 625, 187 | 283, 331 | 22, 150 | 1, 359, 249 | 4, 576, 168 | 3, 145, 338 |
| 56, 151, 674 | 334, 922 | 21, 450 | 1, 542, 908 | 3, 561, 111 | 2, 009, 260 |
| 57, 716, 951 | 293, 323 | 18, 400 | 1, 247, 078 | 4, 095, 617 | 1, 882, 628 |
| 110, 305, 483 | 494, 216 | 35, 400 | 2, 279, 704 | 8, 048, 922 | 3, 174, 563 |
| 151, 384, 824 | 639, 417 | 44, 250 | 2, 956, 468 | 9, 804, 882 | 3, 902, 712 |
| 176, 722, 548 | 739, 168 | 43, 300 | 3, 302, 256 | 10, 409, 213 | 4, 109, 230 |
| 150, 334, 197 | 591, 366 | 38, 150 | 2, 909, 344 | 8, 631, 179 | 3, 070, 569 |
| 103, 536, 389 | 388, 292 | 23, 500 | 1, 776, 626 | 5, 855, 487 | 1, 993, 478 |
| 50, 565, 659 | 157, 703 | 9, 000 | 726, 726 | 3, 634, 100 | 884, 917 |
| 44, 095, 499 | 124, 323 | 6, 500 | 643, 299 | 3, 093, 991 | 689, 299 |
| 42, 536, 097 | 126, 089 | 6, 000 | 555, 360 | 2, 779, 007 | 641, 527 |
| 27, 497, 948 | 64, 798 | 4, 300 | 311, 337 | 1, 802, 257 | 397, 849 |
| 22, 817, 161 | 46, 804 | 2, 050 | 161, 111 | 1, 470, 046 | 315, 297 |
| 18, 080, 602 | 37, 244 | 1, 750 | 144, 729 | 1, 152, 725 | 231, 034 |
| 17, 827, 137 | 39, 434 | 2, 200 | 208, 415 | 1, 142, 334 | 198, 434 |
| 18, 277, 488 | 16, 950 | 1, 150 | 103, 207 | 1, 083, 765 | 213, 929 |
| 8, 105, 375 | 10, 327 | 550 | 50, 712 | 564, 907 | 73, 407 |
| 10, 051, 129 | 18, 947 | 850 | 72, 218 | 640, 385 | 80, 138 |
| 6, 809, 653 | 18, 559 | 600 | 65, 530 | 405, 545 | 65, 880 |
| 7, 347, 275 | 10, 142 | 550 | 71, 315 | 422, 310 | 71, 408 |
| 5, 245, 185 | 19, 893 | 750 | 78, 629 | 292, 104 | 39, 814 |
| 2, 427, 112 | 3, 106 | 250 | 18, 315 | 117, 680 | 19, 140 |
| 3, 509, 830 | 9, 893 | 350 | 28, 590 | 180, 826 | 29, 699 |
| 7, 245, 669 | 13, 483 | 800 | 85, 800 | 341, 678 | 59, 742 |
| 3, 269, 300 | 2, 719 | 150 | 19, 130 | 148, 700 | 25, 900 |
| 3, 379, 503 | 4, 295 | 100 | 13, 215 | 39, 101 | 20, 725 |
| 1, 077, 066 | 2, 709 | 100 | 18, 810 | 24, 540 | 6, 390 |
| 200, 500 | - | - | - | 10, 600 | 880 |
| 292, 576 | 188 | 50 | 1, 255 | 4, 050 | 1, 250 |
| - | - | - | - | - | - |
| - | - | - | - | - | - |
| - | - | - | - | - | - |
| - | - | - | - | - | - |
| - | - | - | - | - | - |
| - | 59, 295 | 2, 800 | 283, 727 | 1, 651, 984 | 594, 855 |

第2表-4-2 世帯の所得階級別、保険料（税）

| 所得階級別 | 後期高齢者支援金分 | | | | | | |
|----------------|---------------|------------|-----------|-------------------------------|-----------|-----------|--------------|
| | 保険料(税) 算定額 | 所得割額 | 所得割額のある世帯 | 所得割額のある世帯 の旧ただし書方式による課税標準額 | 資産割額 | 資産割額のある世帯 | 被保険者 均等割額 |
| | 千円 | 千円 | | 千円 | 千円 | | 千円 |
| 総数 | 65,546,684 | 28,897,806 | 1,603,300 | 1,223,373,148 | 1,176,297 | 243,750 | 26,645,891 |
| 所得なし | 124,185 | 3,583 | 400 | - | 4,182 | 600 | 77,359 |
| ～30万円未満 | 88,421 | - | - | - | 3,405 | 850 | 60,842 |
| 30万円以上～40 " | 213,554 | 1,816 | 2,300 | 75,697 | 10,651 | 1,800 | 153,088 |
| 40 " ～50 " | 112,185 | 8,049 | 3,000 | 323,692 | 8,709 | 1,450 | 68,251 |
| 50 " ～60 " | 278,619 | 39,823 | 8,750 | 1,661,052 | 12,847 | 2,700 | 161,080 |
| 60 " ～70 " | 2,963,857 | 1,004,438 | 136,400 | 42,877,690 | 54,899 | 12,100 | 1,195,245 |
| 70 " ～80 " | 4,098,264 | 1,651,715 | 170,550 | 71,625,187 | 66,455 | 17,300 | 1,481,766 |
| 80 " ～90 " | 3,075,300 | 1,293,978 | 112,500 | 56,151,674 | 67,066 | 16,650 | 1,148,990 |
| 90 " ～100 " | 3,281,219 | 1,346,198 | 100,500 | 57,716,951 | 72,300 | 14,450 | 1,331,685 |
| 100 " ～110 " | 6,182,552 | 2,552,785 | 163,350 | 110,305,483 | 119,371 | 27,400 | 2,611,360 |
| 110 " ～120 " | 8,009,143 | 3,512,681 | 198,450 | 151,384,824 | 156,124 | 35,900 | 3,228,633 |
| 120 " ～130 " | 8,905,704 | 4,115,668 | 206,550 | 176,722,548 | 177,946 | 33,300 | 3,430,955 |
| 130 " ～140 " | 7,282,225 | 3,455,183 | 160,050 | 150,334,197 | 138,571 | 28,600 | 2,831,670 |
| 140 " ～150 " | 4,984,623 | 2,403,303 | 101,800 | 103,536,389 | 90,205 | 18,000 | 1,927,532 |
| 150 " ～160 " | 2,652,613 | 1,162,459 | 47,400 | 50,565,659 | 38,866 | 7,300 | 1,197,393 |
| 160 " ～170 " | 2,238,673 | 1,002,669 | 37,350 | 44,095,499 | 32,906 | 5,000 | 1,012,812 |
| 170 " ～180 " | 2,108,819 | 969,168 | 33,950 | 42,536,097 | 27,495 | 4,500 | 940,613 |
| 180 " ～190 " | 1,349,199 | 610,210 | 21,000 | 27,497,948 | 14,336 | 3,250 | 616,623 |
| 190 " ～200 " | 1,136,724 | 550,961 | 15,700 | 22,817,161 | 8,728 | 1,600 | 484,232 |
| 200 " ～210 " | 856,681 | 415,702 | 11,650 | 18,080,602 | 9,767 | 1,650 | 366,982 |
| 210 " ～220 " | 819,296 | 395,184 | 10,650 | 17,827,137 | 9,773 | 1,950 | 358,371 |
| 220 " ～230 " | 867,922 | 429,381 | 10,650 | 18,277,488 | 5,557 | 950 | 374,600 |
| 230 " ～240 " | 381,092 | 176,101 | 4,350 | 8,105,375 | 2,755 | 450 | 186,044 |
| 240 " ～250 " | 466,940 | 224,426 | 5,450 | 10,051,129 | 5,192 | 600 | 213,651 |
| 250 " ～260 " | 287,461 | 138,032 | 3,400 | 6,809,653 | 4,796 | 600 | 125,070 |
| 260 " ～270 " | 341,134 | 180,320 | 3,450 | 7,347,275 | 1,674 | 350 | 139,941 |
| 270 " ～280 " | 213,402 | 110,242 | 2,350 | 5,245,185 | 4,831 | 650 | 87,746 |
| 280 " ～290 " | 94,172 | 51,448 | 1,100 | 2,427,112 | 1,019 | 250 | 37,895 |
| 290 " ～300 " | 144,789 | 80,181 | 1,500 | 3,509,830 | 2,611 | 350 | 53,953 |
| 300 " ～350 " | 294,815 | 163,892 | 2,900 | 7,245,669 | 3,747 | 600 | 110,689 |
| 350 " ～400 " | 130,323 | 73,611 | 1,150 | 3,269,300 | 1,455 | 150 | 49,234 |
| 400 " ～450 " | 112,695 | 90,416 | 900 | 3,379,503 | 1,524 | 100 | 13,355 |
| 450 " ～500 " | 30,441 | 20,353 | 300 | 1,077,066 | 677 | 100 | 7,740 |
| 500 " ～600 " | 11,015 | 6,215 | 50 | 200,500 | - | - | 4,450 |
| 600 " ～700 " | 8,449 | 6,437 | 50 | 292,576 | 63 | 50 | 1,500 |
| 700 " ～800 " | - | - | - | - | - | - | - |
| 800 " ～900 " | - | - | - | - | - | - | - |
| 900 " ～1000 " | - | - | - | - | - | - | - |
| 1000 " ～1500 " | - | - | - | - | - | - | - |
| 1500 " ～ | - | - | - | - | - | - | - |
| 不詳 | 1,400,181 | 651,181 | 23,400 | - | 15,794 | 2,200 | 554,541 |

算定状況（市町村）　－全世帯－　＜擬制世帯を除く＞（続き）
 （再掲） 2割軽減世帯

| 世帯別 平等割額 | 介護納付金分 | | | | | | | |
|-------------|---------------|-----------|---------------|-----------------------------------|---------|---------------|--------------|-------------|
| | 保険料(税) 算定額 | 所得割額 | 所得割額の ある世帯 | 所得割額のある世帯 の旧ただし書方式に よる課税標準額 | 資産割額 | 資産割額の ある世帯 | 被保険者 均等割額 | 世帯別 平等割額 |
| 千円 | 千円 | 千円 | | 千円 | 千円 | | 千円 | 千円 |
| 8,826,683 | 18,568,919 | 6,884,045 | 469,900 | 347,296,884 | 199,495 | 55,300 | 8,736,149 | 2,749,231 |
| 39,061 | 52,670 | - | - | - | 1,524 | 350 | 34,624 | 16,522 |
| 24,173 | 24,945 | - | - | - | - | - | 18,447 | 6,498 |
| 47,999 | 91,790 | 1,309 | 1,650 | 55,767 | 1,401 | 500 | 68,434 | 20,646 |
| 27,175 | 49,471 | 2,533 | 1,050 | 120,439 | 3,831 | 650 | 33,156 | 9,950 |
| 64,869 | 145,621 | 19,064 | 3,950 | 814,252 | 5,369 | 800 | 94,305 | 26,883 |
| 709,274 | 1,519,463 | 455,270 | 68,850 | 21,679,508 | 22,572 | 5,600 | 757,160 | 284,461 |
| 898,329 | 1,640,280 | 596,375 | 67,000 | 27,774,113 | 19,423 | 6,400 | 736,790 | 287,692 |
| 565,267 | 755,957 | 241,033 | 25,300 | 11,926,570 | 12,848 | 3,300 | 389,958 | 112,118 |
| 531,036 | 1,120,394 | 352,644 | 32,200 | 17,732,413 | 19,271 | 4,000 | 583,776 | 164,703 |
| 899,037 | 1,505,905 | 474,484 | 38,550 | 24,224,779 | 16,398 | 5,500 | 772,767 | 242,257 |
| 1,111,705 | 1,600,260 | 492,966 | 36,050 | 25,623,853 | 14,379 | 6,050 | 826,217 | 266,697 |
| 1,181,135 | 1,909,073 | 676,940 | 42,600 | 34,293,091 | 18,420 | 5,250 | 928,269 | 285,444 |
| 856,802 | 1,038,353 | 246,804 | 18,650 | 15,357,693 | 5,687 | 2,550 | 592,041 | 193,820 |
| 563,583 | 832,360 | 231,447 | 14,200 | 13,403,073 | 7,123 | 1,800 | 448,403 | 145,387 |
| 253,895 | 922,374 | 399,901 | 18,550 | 19,903,594 | 7,181 | 1,900 | 396,224 | 119,069 |
| 190,286 | 969,719 | 452,744 | 19,600 | 23,033,970 | 4,045 | 1,750 | 406,462 | 106,469 |
| 171,536 | 873,906 | 409,706 | 18,450 | 22,427,005 | 5,612 | 1,450 | 362,415 | 96,174 |
| 108,030 | 397,281 | 157,443 | 7,950 | 10,057,177 | 5,396 | 1,150 | 185,575 | 48,867 |
| 92,803 | 468,664 | 240,889 | 8,750 | 12,377,211 | 1,888 | 700 | 177,164 | 48,723 |
| 64,230 | 347,489 | 183,046 | 6,250 | 9,577,472 | 3,883 | 800 | 129,180 | 31,380 |
| 55,968 | 394,033 | 223,554 | 7,200 | 11,961,831 | 5,759 | 1,150 | 132,399 | 32,321 |
| 58,384 | 340,203 | 187,965 | 6,150 | 10,308,946 | 3,206 | 600 | 116,614 | 32,419 |
| 16,192 | 159,432 | 87,973 | 3,150 | 5,920,064 | 1,793 | 250 | 59,847 | 9,818 |
| 23,671 | 162,096 | 87,281 | 3,000 | 5,478,812 | 2,498 | 500 | 62,319 | 9,999 |
| 19,563 | 92,899 | 53,433 | 1,850 | 3,601,444 | 1,101 | 250 | 29,370 | 8,995 |
| 19,199 | 119,157 | 74,946 | 1,900 | 3,967,481 | 1,431 | 350 | 34,206 | 8,575 |
| 10,582 | 110,999 | 67,544 | 1,600 | 3,547,133 | 2,012 | 450 | 35,424 | 6,019 |
| 3,810 | 30,296 | 16,746 | 700 | 1,550,682 | - | - | 12,320 | 1,230 |
| 8,044 | 75,304 | 50,754 | 1,050 | 2,451,225 | 1,741 | 250 | 17,304 | 5,505 |
| 16,487 | 90,044 | 54,760 | 1,500 | 3,672,367 | 68 | 50 | 27,719 | 7,498 |
| 6,023 | 43,539 | 24,167 | 650 | 1,798,113 | - | - | 16,919 | 2,453 |
| 7,400 | 54,753 | 41,515 | 500 | 1,731,081 | 211 | 50 | 9,831 | 3,196 |
| 1,670 | 11,776 | 8,226 | 200 | 725,223 | - | - | 2,970 | 580 |
| 350 | 7,299 | 5,379 | 50 | 200,500 | - | - | 1,635 | 285 |
| 450 | 915 | - | - | - | - | - | 450 | 465 |
| - | - | - | - | - | - | - | - | - |
| - | - | - | - | - | - | - | - | - |
| - | - | - | - | - | - | - | - | - |
| - | - | - | - | - | - | - | - | - |
| - | - | - | - | - | - | - | - | - |
| 178,665 | 610,201 | 265,203 | 10,800 | - | 3,426 | 900 | 235,456 | 106,116 |

第2表-4-3 世帯の所得階級別、保険料（税）

| 所得階級別 | 世帯数 | 被保険者数 | 医療給付費分 | | |
|-----------------|-----------|-----------|-------------------|------------------|-----------|
| | | | 保険料(税) 算定額 | 所得割額 | 所得割額のある世帯 |
| 総数 | 2,015,400 | 3,954,000 | 千円 189,011,009 | 千円 46,953,174 | 1,935,750 |
| 所得なし | 13,600 | 24,150 | 913,818 | 11,654 | 800 |
| ～ 30万円未満 | 19,700 | 41,450 | 1,543,946 | - | - |
| 30万円以上～ 40 " | 226,650 | 357,500 | 14,225,103 | 523,641 | 211,250 |
| 40 " ～ 50 " | 292,750 | 443,300 | 19,710,838 | 2,569,342 | 282,700 |
| 50 " ～ 60 " | 401,200 | 616,950 | 30,211,704 | 6,346,783 | 389,750 |
| 60 " ～ 70 " | 251,600 | 479,000 | 22,913,905 | 5,435,920 | 246,450 |
| 70 " ～ 80 " | 228,450 | 466,450 | 23,244,764 | 6,470,637 | 227,250 |
| 80 " ～ 90 " | 202,900 | 451,250 | 22,643,763 | 6,978,772 | 201,850 |
| 90 " ～ 100 " | 164,800 | 372,500 | 19,804,139 | 6,867,153 | 164,000 |
| 100 " ～ 110 " | 86,150 | 242,900 | 11,972,156 | 4,013,684 | 85,700 |
| 110 " ～ 120 " | 33,100 | 110,400 | 5,212,706 | 1,718,581 | 32,700 |
| 120 " ～ 130 " | 24,650 | 89,700 | 4,162,397 | 1,458,146 | 24,250 |
| 130 " ～ 140 " | 11,500 | 48,200 | 2,167,297 | 745,088 | 11,500 |
| 140 " ～ 150 " | 7,250 | 30,500 | 1,457,402 | 549,336 | 7,250 |
| 150 " ～ 160 " | 3,800 | 19,050 | 886,413 | 336,980 | 3,800 |
| 160 " ～ 170 " | 3,800 | 18,400 | 834,827 | 267,401 | 3,800 |
| 170 " ～ 180 " | 2,700 | 12,200 | 596,310 | 248,979 | 2,700 |
| 180 " ～ 190 " | 2,250 | 8,450 | 461,998 | 208,814 | 2,250 |
| 190 " ～ 200 " | 1,200 | 4,650 | 263,522 | 118,238 | 1,200 |
| 200 " ～ 210 " | 900 | 4,550 | 235,440 | 92,173 | 900 |
| 210 " ～ 220 " | 1,000 | 3,300 | 219,616 | 118,844 | 1,000 |
| 220 " ～ 230 " | 400 | 2,800 | 115,840 | 39,634 | 400 |
| 230 " ～ 240 " | 700 | 1,850 | 155,067 | 90,903 | 700 |
| 240 " ～ 250 " | 500 | 1,150 | 108,938 | 70,486 | 500 |
| 250 " ～ 260 " | 850 | 3,000 | 211,482 | 117,921 | 850 |
| 260 " ～ 270 " | 700 | 2,400 | 194,378 | 102,428 | 700 |
| 270 " ～ 280 " | 600 | 2,150 | 154,994 | 94,331 | 600 |
| 280 " ～ 290 " | 250 | 700 | 68,845 | 42,439 | 250 |
| 290 " ～ 300 " | 250 | 750 | 59,964 | 34,702 | 250 |
| 300 " ～ 350 " | 1,250 | 3,500 | 320,983 | 214,575 | 1,250 |
| 350 " ～ 400 " | 300 | 650 | 89,464 | 64,994 | 300 |
| 400 " ～ 450 " | - | - | - | - | - |
| 450 " ～ 500 " | 50 | 150 | 21,910 | 15,429 | 50 |
| 500 " ～ 600 " | 100 | 350 | 54,154 | 39,592 | 100 |
| 600 " ～ 700 " | - | - | - | - | - |
| 700 " ～ 800 " | - | - | - | - | - |
| 800 " ～ 900 " | - | - | - | - | - |
| 900 " ～ 1000 " | - | - | - | - | - |
| 1000 " ～ 1500 " | - | - | - | - | - |
| 1500 " ～ | - | - | - | - | - |
| 不詳 | 29,500 | 89,700 | 3,772,923 | 945,576 | 28,700 |

算定状況（市町村） ー全世帯ー <擬制世帯を除く>

（再掲） 5割軽減世帯

| 医療給付費分 | | | | | |
|-----------------------------------|-----------|-----------|----------------------|------------|------------|
| 所得割額のある世帯 の旧ただし書方式 による課税標準額 | 資産割額 | 資産割額のある世帯 | 資産割額のある世帯 の固定資産税額 | 被保険者均等割額 | 世帯別平等割額 |
| 千円 | 千円 | | 千円 | 千円 | 千円 |
| 616,404,324 | 5,571,651 | 374,650 | 25,261,391 | 96,997,882 | 39,488,304 |
| - | 42,856 | 2,700 | 189,899 | 607,443 | 251,866 |
| - | 126,026 | 6,050 | 564,565 | 1,026,497 | 391,423 |
| 6,902,689 | 457,409 | 29,750 | 1,970,018 | 8,883,605 | 4,360,447 |
| 33,854,799 | 636,832 | 39,250 | 2,912,606 | 10,903,822 | 5,600,843 |
| 83,666,088 | 912,263 | 65,400 | 4,214,680 | 15,278,631 | 7,674,029 |
| 72,582,247 | 781,864 | 57,500 | 3,615,187 | 11,729,056 | 4,967,066 |
| 86,111,277 | 700,553 | 50,550 | 3,094,266 | 11,501,476 | 4,572,099 |
| 94,424,887 | 723,619 | 44,200 | 3,154,733 | 10,941,052 | 4,000,321 |
| 92,791,360 | 603,976 | 40,850 | 2,724,898 | 9,067,129 | 3,265,881 |
| 54,262,310 | 250,181 | 18,350 | 1,210,814 | 6,058,564 | 1,649,728 |
| 22,863,797 | 96,669 | 5,500 | 438,429 | 2,743,092 | 654,363 |
| 20,118,973 | 68,114 | 4,200 | 294,615 | 2,140,077 | 496,061 |
| 10,149,834 | 17,431 | 1,400 | 82,685 | 1,180,427 | 224,351 |
| 6,872,363 | 11,322 | 1,150 | 52,389 | 726,644 | 170,100 |
| 4,212,836 | 23,673 | 1,000 | 100,690 | 437,167 | 88,594 |
| 4,035,876 | 14,585 | 1,050 | 79,295 | 475,459 | 77,382 |
| 3,281,639 | 1,071 | 150 | 4,420 | 288,806 | 57,455 |
| 2,752,007 | 3,585 | 300 | 19,240 | 213,955 | 35,643 |
| 1,640,878 | 19,310 | 450 | 85,368 | 100,491 | 25,483 |
| 1,413,661 | 7,342 | 450 | 34,640 | 117,028 | 18,897 |
| 1,468,845 | 1,374 | 150 | 8,070 | 80,268 | 19,131 |
| 616,397 | 2,047 | 100 | 7,200 | 67,276 | 6,883 |
| 1,277,005 | 7,014 | 100 | 52,850 | 42,910 | 14,240 |
| 900,206 | 427 | 100 | 2,370 | 30,550 | 7,475 |
| 1,549,883 | 5,191 | 250 | 32,260 | 71,280 | 17,090 |
| 1,369,356 | - | - | - | 84,320 | 7,630 |
| 1,282,436 | 888 | 250 | 3,635 | 46,160 | 13,615 |
| 565,993 | 4,236 | 150 | 15,380 | 16,150 | 6,020 |
| 569,169 | 3,642 | 100 | 12,140 | 15,710 | 5,910 |
| 3,269,155 | 1,190 | 150 | 9,240 | 78,601 | 26,618 |
| 920,012 | 1,680 | 50 | 7,150 | 15,600 | 7,190 |
| - | - | - | - | - | - |
| 208,499 | 806 | 50 | 5,560 | 4,350 | 1,325 |
| 469,847 | 962 | 50 | 3,005 | 10,100 | 3,500 |
| - | - | - | - | - | - |
| - | - | - | - | - | - |
| - | - | - | - | - | - |
| - | - | - | - | - | - |
| - | - | - | - | - | - |
| - | - | - | - | - | - |
| - | 43,515 | 2,900 | 259,094 | 2,014,187 | 769,645 |

第2表-4-3 世帯の所得階級別、保険料（税）

| 所得階級別 | 後期高齢者支援金分 | | | | | | |
|----------------|---------------|------------|-----------|-------------------------------|-----------|-----------|------------|
| | 保険料(税) 算定額 | 所得割額 | 所得割額のある世帯 | 所得割額のある世帯 の旧ただし書方式による課税標準額 | 資産割額 | 資産割額のある世帯 | 被保険者均等割額 |
| | 千円 | 千円 | | 千円 | 千円 | | 千円 |
| 総数 | 58,926,896 | 14,676,165 | 1,935,250 | 616,404,202 | 1,250,265 | 291,550 | 31,780,986 |
| 所得なし | 279,501 | 3,493 | 800 | - | 10,110 | 2,350 | 193,794 |
| ～30万円未満 | 473,000 | - | - | - | 28,596 | 4,850 | 335,777 |
| 30万円以上～40 " | 4,393,898 | 162,652 | 210,850 | 6,902,572 | 101,023 | 22,900 | 2,878,523 |
| 40 " ～50 " | 6,097,475 | 799,774 | 282,600 | 33,854,794 | 133,554 | 29,950 | 3,565,548 |
| 50 " ～60 " | 9,333,885 | 1,971,790 | 389,750 | 83,666,088 | 213,660 | 52,100 | 4,986,206 |
| 60 " ～70 " | 7,118,810 | 1,703,343 | 246,450 | 72,582,247 | 185,215 | 46,150 | 3,821,498 |
| 70 " ～80 " | 7,258,674 | 2,023,376 | 227,250 | 86,111,277 | 159,732 | 40,250 | 3,773,937 |
| 80 " ～90 " | 7,148,928 | 2,205,760 | 201,850 | 94,424,887 | 154,774 | 34,450 | 3,651,175 |
| 90 " ～100 " | 6,181,773 | 2,137,855 | 164,000 | 92,791,360 | 124,440 | 29,700 | 2,990,616 |
| 100 " ～110 " | 3,759,186 | 1,254,174 | 85,700 | 54,262,310 | 52,073 | 12,900 | 1,992,876 |
| 110 " ～120 " | 1,627,939 | 531,510 | 32,700 | 22,863,797 | 25,235 | 4,400 | 888,077 |
| 120 " ～130 " | 1,333,688 | 459,496 | 24,250 | 20,118,973 | 16,905 | 3,250 | 719,961 |
| 130 " ～140 " | 682,258 | 234,873 | 11,500 | 10,149,834 | 3,850 | 950 | 379,594 |
| 140 " ～150 " | 458,638 | 172,741 | 7,250 | 6,872,363 | 2,643 | 850 | 233,881 |
| 150 " ～160 " | 268,165 | 99,166 | 3,800 | 4,212,836 | 5,439 | 800 | 138,548 |
| 160 " ～170 " | 254,479 | 83,336 | 3,800 | 4,035,876 | 1,889 | 800 | 147,519 |
| 170 " ～180 " | 197,311 | 80,095 | 2,700 | 3,281,639 | 277 | 150 | 99,306 |
| 180 " ～190 " | 149,428 | 64,569 | 2,250 | 2,752,007 | 1,408 | 300 | 71,795 |
| 190 " ～200 " | 83,761 | 35,578 | 1,200 | 1,640,878 | 4,791 | 450 | 36,760 |
| 200 " ～210 " | 69,465 | 27,835 | 900 | 1,413,661 | 1,282 | 400 | 35,568 |
| 210 " ～220 " | 69,399 | 37,141 | 1,000 | 1,468,845 | 364 | 150 | 25,895 |
| 220 " ～230 " | 40,366 | 12,897 | 400 | 616,397 | 320 | 50 | 26,229 |
| 230 " ～240 " | 52,225 | 31,413 | 700 | 1,277,005 | 2,642 | 100 | 13,500 |
| 240 " ～250 " | 33,109 | 21,016 | 500 | 900,206 | 71 | 100 | 9,684 |
| 250 " ～260 " | 65,661 | 38,975 | 850 | 1,549,883 | 886 | 150 | 22,373 |
| 260 " ～270 " | 59,098 | 29,798 | 700 | 1,369,356 | - | - | 26,640 |
| 270 " ～280 " | 49,151 | 29,565 | 600 | 1,282,436 | 101 | 100 | 15,990 |
| 280 " ～290 " | 20,939 | 13,319 | 250 | 565,993 | 1,045 | 150 | 4,885 |
| 290 " ～300 " | 16,711 | 9,104 | 250 | 569,169 | 607 | 100 | 6,340 |
| 300 " ～350 " | 105,463 | 70,274 | 1,250 | 3,269,155 | 129 | 150 | 26,646 |
| 350 " ～400 " | 23,512 | 16,697 | 300 | 920,012 | 465 | 50 | 4,490 |
| 400 " ～450 " | - | - | - | - | - | - | - |
| 450 " ～500 " | 6,190 | 4,378 | 50 | 208,499 | 267 | 50 | 1,125 |
| 500 " ～600 " | 14,735 | 10,565 | 100 | 469,847 | 270 | 50 | 3,000 |
| 600 " ～700 " | - | - | - | - | - | - | - |
| 700 " ～800 " | - | - | - | - | - | - | - |
| 800 " ～900 " | - | - | - | - | - | - | - |
| 900 " ～1000 " | - | - | - | - | - | - | - |
| 1000 " ～1500 " | - | - | - | - | - | - | - |
| 1500 " ～ | - | - | - | - | - | - | - |
| 不詳 | 1,200,078 | 299,605 | 28,700 | - | 16,201 | 2,400 | 653,231 |

算定状況（市町村） ー全世帯ー <擬制世帯を除く>（続き）

（再掲） 5割軽減世帯

| 世帯別 平等割額 | 介護納付金分 | | | | | | | |
|-------------|---------------|-----------|-----------|-------------------------------|---------|-----------|--------------|-------------|
| | 保険料(税) 算定額 | 所得割額 | 所得割額のある世帯 | 所得割額のある世帯 の旧ただし書方式による課税標準額 | 資産割額 | 資産割額のある世帯 | 被保険者 均等割額 | 世帯別 平等割額 |
| 千円 | 千円 | 千円 | | 千円 | 千円 | | 千円 | 千円 |
| 11,219,482 | 18,054,309 | 3,384,862 | 597,750 | 161,096,650 | 253,211 | 66,050 | 10,822,165 | 3,594,071 |
| 72,104 | 120,378 | 1,786 | 400 | - | 2,027 | 850 | 89,915 | 26,650 |
| 108,627 | 233,971 | - | - | - | 14,218 | 2,250 | 166,528 | 53,224 |
| 1,251,699 | 2,159,135 | 70,735 | 101,850 | 3,306,477 | 39,150 | 9,700 | 1,508,460 | 540,789 |
| 1,598,599 | 2,668,008 | 302,366 | 125,250 | 14,386,144 | 44,902 | 12,450 | 1,724,564 | 596,176 |
| 2,162,228 | 3,231,780 | 597,237 | 131,050 | 27,919,648 | 48,924 | 12,550 | 1,919,101 | 666,518 |
| 1,408,755 | 1,713,082 | 277,956 | 48,900 | 13,290,097 | 29,871 | 8,250 | 1,084,560 | 320,695 |
| 1,301,630 | 1,743,883 | 369,030 | 49,100 | 17,448,436 | 20,319 | 6,900 | 1,019,260 | 335,274 |
| 1,137,219 | 1,712,161 | 377,981 | 43,900 | 18,590,551 | 20,919 | 4,700 | 995,366 | 317,895 |
| 928,862 | 866,284 | 175,302 | 16,750 | 8,729,024 | 5,979 | 1,700 | 518,119 | 166,884 |
| 460,062 | 1,069,522 | 304,639 | 24,000 | 15,241,413 | 7,483 | 2,450 | 607,109 | 150,291 |
| 183,117 | 533,982 | 155,682 | 11,350 | 7,757,658 | 5,539 | 850 | 281,520 | 91,241 |
| 137,326 | 391,289 | 117,906 | 7,750 | 6,424,244 | 1,194 | 400 | 206,114 | 66,075 |
| 63,941 | 250,087 | 102,363 | 6,050 | 5,228,003 | 1,408 | 600 | 117,335 | 28,981 |
| 49,373 | 159,107 | 64,844 | 3,400 | 3,119,586 | 321 | 250 | 63,042 | 30,901 |
| 25,012 | 129,607 | 65,396 | 2,600 | 2,942,970 | 2,715 | 250 | 47,075 | 14,421 |
| 21,735 | 104,545 | 36,283 | 2,450 | 2,615,972 | 885 | 250 | 54,727 | 12,651 |
| 17,634 | 96,251 | 48,791 | 1,950 | 2,442,867 | - | - | 36,793 | 10,666 |
| 11,656 | 36,311 | 19,217 | 750 | 920,592 | 79 | 50 | 12,581 | 4,434 |
| 6,632 | 23,337 | 8,715 | 550 | 774,432 | 2,009 | 200 | 8,481 | 4,132 |
| 4,779 | 24,068 | 12,561 | 500 | 815,442 | 732 | 150 | 7,867 | 2,908 |
| 5,999 | 33,410 | 21,722 | 500 | 727,587 | - | - | 8,142 | 3,546 |
| 920 | 17,307 | 6,057 | 400 | 616,397 | - | - | 10,950 | 300 |
| 4,670 | 23,713 | 14,363 | 500 | 915,395 | - | - | 7,545 | 1,805 |
| 2,338 | 6,837 | 4,382 | 150 | 269,744 | - | - | 1,535 | 920 |
| 3,428 | 15,711 | 8,005 | 400 | 689,732 | 370 | 100 | 5,705 | 1,630 |
| 2,660 | 16,423 | 3,703 | 300 | 583,884 | - | - | 10,500 | 2,220 |
| 3,495 | 27,561 | 16,201 | 600 | 1,282,436 | - | - | 8,950 | 2,410 |
| 1,690 | 13,024 | 8,297 | 200 | 454,159 | 882 | 100 | 2,530 | 1,315 |
| 660 | 4,483 | 1,717 | 150 | 341,933 | 546 | 100 | 1,800 | 420 |
| 8,414 | 65,403 | 43,397 | 1,000 | 2,583,454 | 390 | 150 | 15,275 | 6,341 |
| 1,860 | 10,254 | 8,074 | 150 | 450,417 | - | - | 1,290 | 890 |
| - | - | - | - | - | - | - | - | - |
| 420 | - | - | - | - | - | - | - | - |
| 900 | 1,487 | 837 | 50 | 227,960 | - | - | 650 | - |
| - | - | - | - | - | - | - | - | - |
| - | - | - | - | - | - | - | - | - |
| - | - | - | - | - | - | - | - | - |
| - | - | - | - | - | - | - | - | - |
| - | - | - | - | - | - | - | - | - |
| 231,040 | 551,910 | 139,317 | 14,800 | - | 2,350 | 800 | 278,774 | 131,469 |

第2表-4-4 世帯の所得階級別、保険料（税）

| 所得階級別 | 世帯数 | 被保険者数 | 医療給付費分 | | |
|----------------|-----------|-----------|-------------------|-----------------|-----------|
| | | | 保険料(税) 算定額 | 所得割額 | 所得割額のある世帯 |
| 総数 | 4,927,600 | 6,619,900 | 千円 272,020,777 | 千円 6,104,089 | 229,450 |
| 所得なし | 3,370,950 | 4,283,550 | 174,771,481 | - | - |
| ～30万円未満 | 1,097,750 | 1,562,200 | 61,941,660 | - | - |
| 30万円以上～40 " | 264,150 | 402,250 | 15,747,467 | 218,321 | 80,650 |
| 40 " ～50 " | 102,750 | 152,850 | 6,833,751 | 808,197 | 96,350 |
| 50 " ～60 " | 8,250 | 16,700 | 705,188 | 90,264 | 7,500 |
| 60 " ～70 " | 2,550 | 5,750 | 254,097 | 36,004 | 2,050 |
| 70 " ～80 " | 3,350 | 7,500 | 358,022 | 92,535 | 3,350 |
| 80 " ～90 " | 2,200 | 5,050 | 238,607 | 72,776 | 2,200 |
| 90 " ～100 " | 2,400 | 6,750 | 325,220 | 103,779 | 2,400 |
| 100 " ～110 " | 2,650 | 6,650 | 345,868 | 122,149 | 2,650 |
| 110 " ～120 " | 2,100 | 5,100 | 286,522 | 109,687 | 2,100 |
| 120 " ～130 " | 3,000 | 7,150 | 451,067 | 194,980 | 3,000 |
| 130 " ～140 " | 2,150 | 5,750 | 340,912 | 153,423 | 2,150 |
| 140 " ～150 " | 2,200 | 5,050 | 378,951 | 169,860 | 2,200 |
| 150 " ～160 " | 3,200 | 6,450 | 555,407 | 290,594 | 3,200 |
| 160 " ～170 " | 450 | 1,050 | 83,286 | 41,824 | 450 |
| 170 " ～180 " | 800 | 1,650 | 133,239 | 70,072 | 800 |
| 180 " ～190 " | 1,600 | 3,800 | 295,809 | 165,507 | 1,600 |
| 190 " ～200 " | 2,050 | 5,000 | 357,663 | 192,366 | 1,650 |
| 200 " ～210 " | 800 | 1,800 | 166,312 | 104,468 | 800 |
| 210 " ～220 " | 1,150 | 2,550 | 228,770 | 139,618 | 1,150 |
| 220 " ～230 " | 1,450 | 3,000 | 314,242 | 192,458 | 1,450 |
| 230 " ～240 " | 1,150 | 1,800 | 236,788 | 168,866 | 1,150 |
| 240 " ～250 " | 350 | 650 | 77,321 | 51,420 | 350 |
| 250 " ～260 " | 950 | 2,150 | 243,738 | 156,855 | 950 |
| 260 " ～270 " | 500 | 1,000 | 127,570 | 87,763 | 500 |
| 270 " ～280 " | 750 | 1,550 | 174,789 | 117,156 | 750 |
| 280 " ～290 " | 750 | 1,700 | 173,294 | 117,187 | 750 |
| 290 " ～300 " | 550 | 1,000 | 139,572 | 103,287 | 550 |
| 300 " ～350 " | 2,500 | 5,800 | 667,173 | 465,440 | 2,500 |
| 350 " ～400 " | 1,000 | 2,450 | 295,755 | 202,836 | 1,000 |
| 400 " ～450 " | 800 | 1,800 | 263,867 | 201,548 | 800 |
| 450 " ～500 " | 350 | 1,400 | 127,202 | 87,180 | 350 |
| 500 " ～600 " | 150 | 500 | 60,168 | 40,590 | 150 |
| 600 " ～700 " | 300 | 700 | 165,876 | 141,570 | 300 |
| 700 " ～800 " | - | - | - | - | - |
| 800 " ～900 " | 300 | 1,200 | 203,660 | 169,510 | 300 |
| 900 " ～1000 " | 50 | 50 | 36,675 | 34,975 | 50 |
| 1000 " ～1500 " | 100 | 200 | 101,035 | 92,445 | 100 |
| 1500 " ～ | 200 | 400 | 463,746 | 447,986 | 200 |
| 不詳 | 38,900 | 97,950 | 3,349,006 | 48,593 | 1,000 |

算定状況（市町村） — 全世界帯 — < 擬制世帯を除く >

(再掲) 7割軽減世帯

| 医療給付費分 | | | | | |
|-----------------------------------|-----------|-----------|----------------------|-------------|------------|
| 所得割額のある世帯 の旧ただし書方式 による課税標準額 | 資産割額 | 資産割額のある世帯 | 資産割額のある世帯 の固定資産税額 | 被保険者均等割額 | 世帯別平等割額 |
| 千円 | 千円 | | 千円 | 千円 | 千円 |
| 80,885,915 | 7,080,023 | 525,450 | 32,272,685 | 165,425,947 | 93,410,717 |
| - | 3,915,789 | 299,900 | 17,804,125 | 107,985,740 | 62,869,953 |
| - | 1,996,812 | 152,550 | 9,110,597 | 38,531,990 | 21,412,858 |
| 2,874,266 | 545,950 | 36,650 | 2,510,218 | 9,906,542 | 5,076,654 |
| 10,540,030 | 247,651 | 21,750 | 1,123,966 | 3,774,670 | 2,003,233 |
| 1,197,737 | 40,979 | 2,000 | 192,537 | 391,755 | 182,190 |
| 488,114 | 21,922 | 850 | 102,293 | 140,396 | 55,776 |
| 1,244,822 | 18,308 | 550 | 81,841 | 177,704 | 69,476 |
| 967,402 | 2,520 | 100 | 5,600 | 125,334 | 37,977 |
| 1,295,495 | 13,967 | 700 | 69,022 | 148,971 | 58,503 |
| 1,774,014 | 6,149 | 400 | 23,955 | 159,441 | 58,130 |
| 1,437,974 | 21,799 | 750 | 82,260 | 116,680 | 38,355 |
| 2,566,645 | 24,729 | 900 | 94,870 | 175,125 | 56,233 |
| 2,113,268 | 4,700 | 500 | 23,636 | 147,630 | 35,158 |
| 2,273,612 | 47,785 | 550 | 372,517 | 110,632 | 50,676 |
| 3,698,024 | 41,483 | 250 | 119,350 | 167,040 | 56,290 |
| 584,180 | 3,073 | 50 | 6,680 | 29,045 | 9,344 |
| 1,051,743 | 6,860 | 250 | 34,151 | 41,854 | 14,454 |
| 2,125,983 | 4,067 | 350 | 19,420 | 92,490 | 33,745 |
| 2,522,664 | 1,830 | 200 | 12,225 | 125,693 | 37,774 |
| 1,332,407 | 960 | 150 | 5,670 | 41,730 | 19,154 |
| 2,007,685 | - | - | - | 63,168 | 25,984 |
| 2,578,009 | 17,362 | 400 | 78,010 | 91,052 | 13,370 |
| 2,272,875 | 5,410 | 250 | 21,624 | 38,070 | 24,441 |
| 706,770 | 705 | 100 | 2,610 | 16,599 | 8,598 |
| 2,026,606 | 5,201 | 200 | 29,557 | 58,814 | 22,867 |
| 1,144,774 | 620 | 50 | 4,135 | 25,304 | 13,882 |
| 1,631,643 | 3,801 | 150 | 13,450 | 46,862 | 6,970 |
| 1,781,980 | 1,207 | 150 | 9,673 | 41,184 | 13,716 |
| 1,420,780 | - | - | - | 23,775 | 12,510 |
| 6,888,846 | 7,859 | 450 | 37,890 | 142,500 | 51,375 |
| 3,145,628 | 7,661 | 200 | 34,680 | 64,296 | 20,962 |
| 2,991,980 | - | - | - | 43,917 | 18,402 |
| 1,434,760 | - | - | - | 32,908 | 7,114 |
| 742,500 | 2,018 | 100 | 6,960 | 13,240 | 4,320 |
| 1,778,282 | 666 | 100 | 5,750 | 16,590 | 7,050 |
| - | - | - | - | - | - |
| 2,254,755 | 610 | 100 | 2,595 | 25,500 | 8,040 |
| 454,221 | - | - | - | 700 | 1,000 |
| 1,010,328 | - | - | - | 6,280 | 2,310 |
| 4,525,115 | - | - | - | 11,440 | 4,320 |
| - | 59,571 | 3,800 | 230,817 | 2,273,287 | 967,555 |

第2表-4-4 世帯の所得階級別、保険料（税）

| 所得階級別 | 後期高齢者支援金分 | | | | | | |
|----------------|---------------|-----------|-----------|-------------------------------|-----------|-----------|--------------|
| | 保険料(税) 算定額 | 所得割額 | 所得割額のある世帯 | 所得割額のある世帯 の旧ただし書方式による課税標準額 | 資産割額 | 資産割額のある世帯 | 被保険者 均等割額 |
| | 千円 | 千円 | | 千円 | 千円 | | 千円 |
| 総数 | 84,295,710 | 1,880,847 | 229,450 | 80,885,915 | 1,589,008 | 403,900 | 53,953,225 |
| 所得なし | 54,160,375 | - | - | - | 850,829 | 225,700 | 35,221,940 |
| ～30万円未満 | 19,182,586 | - | - | - | 461,633 | 120,500 | 12,561,600 |
| 30万円以上～40 " | 4,904,257 | 67,852 | 80,650 | 2,874,266 | 129,533 | 28,600 | 3,245,596 |
| 40 " ～50 " | 2,099,811 | 252,664 | 96,350 | 10,540,030 | 56,326 | 17,150 | 1,222,963 |
| 50 " ～60 " | 217,236 | 29,232 | 7,500 | 1,197,737 | 8,692 | 1,700 | 122,528 |
| 60 " ～70 " | 75,497 | 11,305 | 2,050 | 488,114 | 5,938 | 800 | 43,819 |
| 70 " ～80 " | 107,002 | 29,024 | 3,350 | 1,244,822 | 2,868 | 400 | 54,639 |
| 80 " ～90 " | 81,074 | 23,805 | 2,200 | 967,402 | 840 | 100 | 43,685 |
| 90 " ～100 " | 103,359 | 33,497 | 2,400 | 1,295,495 | 5,698 | 600 | 45,894 |
| 100 " ～110 " | 108,369 | 38,874 | 2,650 | 1,774,014 | 1,479 | 300 | 51,628 |
| 110 " ～120 " | 78,629 | 29,603 | 2,100 | 1,437,974 | 5,261 | 550 | 33,950 |
| 120 " ～130 " | 133,401 | 59,911 | 3,000 | 2,566,645 | 2,302 | 650 | 56,746 |
| 130 " ～140 " | 108,289 | 49,279 | 2,150 | 2,113,268 | 1,348 | 500 | 47,515 |
| 140 " ～150 " | 121,131 | 53,922 | 2,200 | 2,273,612 | 11,810 | 450 | 42,903 |
| 150 " ～160 " | 159,733 | 85,715 | 3,200 | 3,698,024 | 10,651 | 250 | 47,418 |
| 160 " ～170 " | 22,831 | 11,636 | 450 | 584,180 | 735 | 50 | 8,795 |
| 170 " ～180 " | 36,544 | 18,745 | 800 | 1,051,743 | 2,197 | 250 | 11,538 |
| 180 " ～190 " | 84,627 | 47,699 | 1,600 | 2,125,983 | 1,244 | 300 | 27,355 |
| 190 " ～200 " | 113,848 | 61,803 | 1,650 | 2,522,664 | 411 | 150 | 40,831 |
| 200 " ～210 " | 49,727 | 31,796 | 800 | 1,332,407 | 253 | 150 | 12,189 |
| 210 " ～220 " | 79,414 | 49,796 | 1,150 | 2,007,685 | - | - | 20,699 |
| 220 " ～230 " | 92,748 | 57,342 | 1,450 | 2,578,009 | 3,725 | 300 | 28,681 |
| 230 " ～240 " | 74,540 | 54,213 | 1,150 | 2,272,875 | 1,718 | 150 | 11,454 |
| 240 " ～250 " | 22,338 | 14,621 | 350 | 706,770 | 235 | 100 | 5,149 |
| 250 " ～260 " | 70,635 | 45,557 | 950 | 2,026,606 | 1,629 | 200 | 17,576 |
| 260 " ～270 " | 36,340 | 25,003 | 500 | 1,144,774 | 165 | 50 | 7,284 |
| 270 " ～280 " | 52,643 | 36,007 | 750 | 1,631,643 | 987 | 150 | 14,229 |
| 280 " ～290 " | 48,469 | 33,029 | 750 | 1,781,980 | 180 | 50 | 11,798 |
| 290 " ～300 " | 51,418 | 38,872 | 550 | 1,420,780 | - | - | 8,040 |
| 300 " ～350 " | 218,430 | 150,069 | 2,500 | 6,888,846 | 1,449 | 300 | 51,010 |
| 350 " ～400 " | 92,127 | 65,243 | 1,000 | 3,145,628 | 2,209 | 200 | 19,631 |
| 400 " ～450 " | 90,320 | 69,503 | 800 | 2,991,980 | - | - | 15,064 |
| 450 " ～500 " | 43,227 | 29,571 | 350 | 1,434,760 | - | - | 11,226 |
| 500 " ～600 " | 19,034 | 13,118 | 150 | 742,500 | 626 | 100 | 4,120 |
| 600 " ～700 " | 51,048 | 43,812 | 300 | 1,778,282 | 166 | 100 | 4,900 |
| 700 " ～800 " | - | - | - | - | - | - | - |
| 800 " ～900 " | 65,149 | 51,502 | 300 | 2,254,755 | 187 | 100 | 12,180 |
| 900 " ～1000 " | 14,427 | 13,627 | 50 | 454,221 | - | - | 400 |
| 1000 " ～1500 " | 20,985 | 19,095 | 100 | 1,010,328 | - | - | 1,380 |
| 1500 " ～ | 121,993 | 117,653 | 200 | 4,525,115 | - | - | 3,160 |
| 不詳 | 1,082,101 | 16,855 | 1,000 | - | 15,685 | 2,950 | 761,713 |

算定状況（市町村） — 全世帯 — < 擬制世帯を除く >（続き）

（再掲） 7割軽減世帯

| 世帯別 平等割額 | 介護納付金分 | | | | | | | |
|-------------|---------------|---------|---------------|-----------------------------------|---------|---------------|--------------|-------------|
| | 保険料(税) 算定額 | 所得割額 | 所得割額の ある世帯 | 所得割額のある世帯 の旧ただし書方式に よる課税標準額 | 資産割額 | 資産割額の ある世帯 | 被保険者 均等割額 | 世帯別 平等割額 |
| 千円 | 千円 | 千円 | | 千円 | 千円 | | 千円 | 千円 |
| 26,872,629 | 31,169,923 | 618,446 | 26,750 | 31,448,765 | 432,627 | 118,850 | 21,866,282 | 8,252,569 |
| 18,087,606 | 20,837,191 | - | - | - | 264,701 | 75,650 | 14,928,929 | 5,643,561 |
| 6,159,353 | 7,054,674 | 20 | 50 | - | 122,037 | 34,400 | 5,046,333 | 1,886,283 |
| 1,461,275 | 1,528,016 | 1,939 | 3,150 | 90,740 | 17,420 | 4,400 | 1,101,134 | 407,522 |
| 567,858 | 151,494 | 2,896 | 1,350 | 118,373 | 642 | 350 | 97,516 | 50,441 |
| 56,784 | 48,947 | 9,845 | 2,350 | 474,944 | - | - | 30,567 | 8,535 |
| 14,436 | 19,007 | 3,321 | 650 | 180,022 | 1,111 | 200 | 11,090 | 3,485 |
| 20,471 | 51,611 | 16,291 | 1,750 | 690,792 | 50 | 50 | 25,517 | 9,753 |
| 12,744 | 31,752 | 8,980 | 900 | 393,811 | 392 | 100 | 15,790 | 6,590 |
| 18,270 | 36,762 | 9,835 | 850 | 472,937 | 2,580 | 500 | 14,746 | 9,601 |
| 16,389 | 42,190 | 15,344 | 1,150 | 839,100 | 548 | 200 | 17,457 | 8,841 |
| 9,815 | 27,813 | 7,743 | 650 | 406,123 | 379 | 150 | 14,030 | 5,660 |
| 14,442 | 48,670 | 22,909 | 1,300 | 1,127,500 | 723 | 400 | 19,210 | 5,828 |
| 10,147 | 33,335 | 11,931 | 800 | 799,949 | 69 | 100 | 16,269 | 5,066 |
| 12,496 | 34,930 | 15,842 | 700 | 642,161 | 621 | 50 | 14,800 | 3,668 |
| 15,949 | 52,529 | 19,065 | 800 | 914,113 | 8,955 | 100 | 20,692 | 3,817 |
| 1,665 | 9,376 | 6,206 | 200 | 256,680 | - | - | 1,983 | 1,187 |
| 4,064 | 20,481 | 11,600 | 600 | 799,842 | 941 | 100 | 6,390 | 1,550 |
| 8,330 | 45,036 | 25,854 | 1,050 | 1,337,533 | 206 | 100 | 14,415 | 4,560 |
| 10,804 | 55,287 | 28,514 | 850 | 1,328,511 | 181 | 50 | 21,247 | 5,345 |
| 5,489 | 31,914 | 21,407 | 550 | 925,040 | 211 | 50 | 6,611 | 3,685 |
| 8,919 | 37,556 | 24,472 | 700 | 1,200,339 | - | - | 8,844 | 4,240 |
| 3,000 | 65,624 | 39,961 | 1,150 | 2,027,340 | - | - | 24,118 | 1,545 |
| 7,156 | 34,245 | 23,405 | 650 | 1,267,700 | 884 | 100 | 7,112 | 2,844 |
| 2,334 | - | - | - | - | - | - | - | - |
| 5,873 | 16,658 | 7,693 | 200 | 442,320 | 665 | 100 | 6,097 | 2,204 |
| 3,888 | 2,984 | 2,234 | 50 | 111,700 | - | - | 400 | 350 |
| 1,420 | 41,222 | 29,553 | 700 | 1,527,363 | 525 | 100 | 10,694 | 450 |
| 3,462 | 19,929 | 12,675 | 350 | 791,260 | - | - | 5,742 | 1,512 |
| 4,507 | 22,006 | 17,741 | 300 | 792,600 | - | - | 3,590 | 675 |
| 15,901 | 79,482 | 50,370 | 950 | 2,630,515 | 220 | 150 | 19,028 | 9,864 |
| 5,044 | 24,261 | 14,103 | 300 | 918,492 | 670 | 50 | 7,283 | 2,206 |
| 5,753 | 56,225 | 42,316 | 600 | 2,229,840 | - | - | 9,440 | 4,469 |
| 2,429 | 25,810 | 19,515 | 250 | 1,036,760 | - | - | 4,567 | 1,729 |
| 1,170 | - | - | - | - | - | - | - | - |
| 2,170 | 42,078 | 35,616 | 300 | 1,778,282 | 173 | 100 | 5,680 | 610 |
| - | - | - | - | - | - | - | - | - |
| 1,280 | 33,400 | 27,544 | 250 | 1,885,755 | 16 | 50 | 5,100 | 740 |
| 400 | - | - | - | - | - | - | - | - |
| 510 | 28,108 | 25,258 | 100 | 1,010,328 | - | - | 2,260 | 590 |
| 1,180 | - | - | - | - | - | - | - | - |
| 287,848 | 479,318 | 6,446 | 200 | - | 7,707 | 1,250 | 321,603 | 143,563 |

第2表-5 世帯の所得階級別、保険料（税）

| 所得階級別 | 世帯数 | 被保険者数 | 医療給付費分 | | |
|-----------------|------------|------------|---------------------|---------------------|-----------|
| | | | 保険料(税) 算定額 | 所得割額 | 所得割額のある世帯 |
| 総数 | 14,799,700 | 24,900,200 | 千円 2,203,448,590 | 千円 1,261,193,543 | 9,345,700 |
| 所得なし | 3,400,550 | 4,324,450 | 176,711,596 | 401,642 | 4,400 |
| ～ 30万円未満 | 1,111,150 | 1,594,800 | 63,137,411 | - | - |
| 30万円以上～ 40 " | 496,200 | 773,250 | 30,453,888 | 743,059 | 292,700 |
| 40 " ～ 50 " | 396,700 | 596,850 | 26,592,916 | 3,380,588 | 379,200 |
| 50 " ～ 60 " | 417,050 | 647,950 | 31,503,219 | 6,528,957 | 403,750 |
| 60 " ～ 70 " | 390,150 | 625,600 | 32,722,759 | 8,729,495 | 383,250 |
| 70 " ～ 80 " | 405,500 | 657,900 | 37,131,227 | 11,947,503 | 404,000 |
| 80 " ～ 90 " | 414,150 | 691,550 | 41,149,849 | 15,063,218 | 411,850 |
| 90 " ～ 100 " | 406,950 | 686,850 | 43,701,375 | 17,761,199 | 405,250 |
| 100 " ～ 110 " | 458,450 | 790,550 | 52,777,861 | 23,255,069 | 454,450 |
| 110 " ～ 120 " | 406,250 | 701,950 | 49,698,671 | 23,589,816 | 405,850 |
| 120 " ～ 130 " | 412,000 | 716,400 | 53,162,802 | 26,589,726 | 411,150 |
| 130 " ～ 140 " | 366,000 | 642,700 | 49,845,282 | 25,913,328 | 364,600 |
| 140 " ～ 150 " | 330,600 | 580,900 | 47,745,948 | 26,013,336 | 330,500 |
| 150 " ～ 160 " | 342,200 | 607,400 | 51,807,752 | 29,299,267 | 341,800 |
| 160 " ～ 170 " | 297,300 | 541,850 | 47,344,580 | 27,193,240 | 297,100 |
| 170 " ～ 180 " | 276,250 | 511,550 | 45,848,069 | 27,029,300 | 275,650 |
| 180 " ～ 190 " | 249,000 | 469,050 | 42,954,942 | 25,966,407 | 249,000 |
| 190 " ～ 200 " | 236,400 | 448,350 | 42,789,333 | 26,621,810 | 235,950 |
| 200 " ～ 210 " | 208,450 | 399,700 | 39,212,690 | 24,693,106 | 208,050 |
| 210 " ～ 220 " | 194,350 | 368,700 | 37,533,609 | 24,217,128 | 194,250 |
| 220 " ～ 230 " | 180,300 | 348,950 | 36,382,130 | 23,657,143 | 180,300 |
| 230 " ～ 240 " | 183,100 | 356,250 | 38,318,392 | 25,376,833 | 183,100 |
| 240 " ～ 250 " | 156,050 | 316,200 | 34,104,640 | 22,636,321 | 156,050 |
| 250 " ～ 260 " | 142,250 | 291,350 | 32,000,567 | 21,478,704 | 142,250 |
| 260 " ～ 270 " | 125,850 | 264,200 | 29,286,592 | 19,870,503 | 125,850 |
| 270 " ～ 280 " | 113,950 | 243,300 | 27,404,037 | 18,732,877 | 113,950 |
| 280 " ～ 290 " | 114,500 | 232,700 | 27,983,244 | 19,599,408 | 114,500 |
| 290 " ～ 300 " | 105,100 | 222,900 | 26,873,848 | 18,921,239 | 105,000 |
| 300 " ～ 350 " | 384,100 | 823,450 | 105,011,595 | 75,771,945 | 384,050 |
| 350 " ～ 400 " | 258,700 | 592,350 | 80,521,010 | 59,711,845 | 258,700 |
| 400 " ～ 450 " | 189,050 | 437,050 | 65,770,360 | 50,175,291 | 189,050 |
| 450 " ～ 500 " | 129,500 | 298,050 | 49,612,285 | 38,865,039 | 129,500 |
| 500 " ～ 600 " | 160,300 | 393,850 | 71,049,316 | 56,575,508 | 160,300 |
| 600 " ～ 700 " | 113,300 | 281,250 | 59,094,030 | 48,858,118 | 113,300 |
| 700 " ～ 800 " | 70,850 | 178,700 | 41,970,487 | 35,222,515 | 70,850 |
| 800 " ～ 900 " | 47,800 | 126,950 | 32,275,374 | 27,419,593 | 47,800 |
| 900 " ～ 1000 " | 36,750 | 100,300 | 27,606,067 | 23,857,053 | 36,750 |
| 1000 " ～ 1500 " | 100,250 | 270,350 | 93,573,411 | 82,535,236 | 100,200 |
| 1500 " ～ | 88,200 | 231,500 | 191,239,638 | 181,567,275 | 88,200 |
| 不詳 | 884,150 | 1,512,250 | 89,545,787 | 35,423,904 | 193,250 |

算定状況（市町村） ー一般世帯ー <擬制世帯を除く>

| 医療給付費分 | | | | | |
|-----------------------------------|------------|-----------|----------------------|-------------|-------------|
| 所得割額のある世帯 の旧ただし書方式 による課税標準額 | 資産割額 | 資産割額のある世帯 | 資産割額のある世帯 の固定資産税額 | 被保険者均等割額 | 世帯別平等割額 |
| 千円 | 千円 | | 千円 | 千円 | 千円 |
| 16,918,373,291 | 46,360,686 | 2,260,450 | 212,124,460 | 624,888,803 | 271,005,561 |
| - | 3,966,428 | 302,700 | 18,012,891 | 109,064,840 | 63,278,686 |
| - | 2,127,911 | 156,650 | 9,661,139 | 39,345,254 | 21,664,246 |
| 9,789,653 | 1,044,616 | 68,250 | 4,621,580 | 19,110,076 | 9,556,137 |
| 44,386,498 | 905,975 | 62,050 | 4,135,182 | 14,675,148 | 7,631,205 |
| 86,166,892 | 991,145 | 69,800 | 4,455,354 | 15,982,245 | 8,000,873 |
| 115,633,297 | 1,021,042 | 73,750 | 4,702,183 | 15,460,525 | 7,511,696 |
| 159,565,546 | 1,014,658 | 73,400 | 4,583,109 | 16,306,384 | 7,862,682 |
| 201,496,062 | 1,263,604 | 76,500 | 5,618,571 | 17,094,065 | 7,728,962 |
| 237,418,623 | 1,174,996 | 77,850 | 5,290,775 | 16,885,868 | 7,879,312 |
| 311,744,465 | 1,194,657 | 82,100 | 5,478,075 | 19,663,762 | 8,664,373 |
| 315,855,678 | 1,082,308 | 72,650 | 5,025,392 | 17,389,297 | 7,637,250 |
| 359,816,647 | 1,239,847 | 73,000 | 5,494,380 | 17,560,742 | 7,772,488 |
| 350,947,204 | 1,128,189 | 68,650 | 5,310,089 | 16,137,436 | 6,666,330 |
| 350,252,503 | 1,052,208 | 61,950 | 4,954,868 | 14,435,107 | 6,245,297 |
| 395,991,205 | 1,105,231 | 60,950 | 4,827,446 | 15,218,947 | 6,184,307 |
| 369,431,339 | 1,037,059 | 56,950 | 4,901,551 | 13,514,839 | 5,599,442 |
| 368,473,403 | 983,480 | 49,400 | 4,519,958 | 12,824,070 | 5,011,218 |
| 353,743,096 | 783,186 | 46,600 | 3,701,754 | 11,540,975 | 4,664,375 |
| 360,627,546 | 840,329 | 40,800 | 3,954,387 | 11,109,548 | 4,217,646 |
| 337,731,529 | 691,972 | 37,350 | 3,076,509 | 10,080,955 | 3,746,657 |
| 334,069,580 | 680,601 | 34,400 | 3,104,204 | 9,384,650 | 3,251,231 |
| 326,662,185 | 838,631 | 36,900 | 3,911,601 | 8,677,162 | 3,209,194 |
| 350,127,085 | 751,167 | 36,400 | 3,546,995 | 8,969,789 | 3,220,604 |
| 312,009,562 | 714,386 | 30,950 | 3,311,177 | 8,019,544 | 2,734,389 |
| 297,633,372 | 710,310 | 29,250 | 3,239,256 | 7,308,567 | 2,502,986 |
| 274,793,782 | 558,030 | 24,800 | 2,547,605 | 6,641,313 | 2,216,747 |
| 259,907,045 | 534,125 | 23,150 | 2,565,360 | 6,080,626 | 2,056,408 |
| 273,523,706 | 560,345 | 22,850 | 2,785,273 | 5,929,106 | 1,894,384 |
| 259,616,261 | 500,063 | 23,700 | 2,306,169 | 5,681,733 | 1,770,813 |
| 1,060,370,302 | 1,823,629 | 77,300 | 8,324,739 | 20,896,601 | 6,519,420 |
| 835,351,360 | 1,372,759 | 53,100 | 6,587,857 | 15,175,999 | 4,260,406 |
| 703,219,286 | 1,233,036 | 37,300 | 5,589,191 | 11,307,291 | 3,054,742 |
| 544,761,830 | 990,921 | 27,750 | 4,580,865 | 7,638,601 | 2,117,724 |
| 787,876,250 | 1,597,158 | 37,600 | 7,628,099 | 10,111,266 | 2,765,384 |
| 668,591,085 | 1,015,319 | 22,850 | 4,252,196 | 7,377,111 | 1,843,483 |
| 487,469,342 | 933,963 | 16,000 | 3,854,332 | 4,601,812 | 1,212,198 |
| 376,635,317 | 645,135 | 11,800 | 3,398,897 | 3,379,866 | 830,780 |
| 325,812,118 | 580,349 | 8,100 | 2,417,325 | 2,506,235 | 662,430 |
| 1,139,327,502 | 2,298,301 | 24,150 | 10,993,522 | 7,013,657 | 1,726,217 |
| 2,571,545,136 | 2,094,806 | 15,150 | 9,605,548 | 6,219,383 | 1,358,174 |
| - | 1,278,810 | 55,600 | 5,249,054 | 38,568,407 | 14,274,666 |

第2表-5 世帯の所得階級別、保険料（税）

| 所得階級別 | 後期高齢者支援金分 | | | | | | |
|-----------------|---------------|-------------|-----------|-------------------------------|-----------|-----------|--------------|
| | 保険料(税) 算定額 | 所得割額 | 所得割額のある世帯 | 所得割額のある世帯 の旧ただし書方式による課税標準額 | 資産割額 | 資産割額のある世帯 | 被保険者 均等割額 |
| | 千円 | 千円 | | 千円 | 千円 | | 千円 |
| 総数 | 681,375,027 | 390,354,902 | 9,345,200 | 16,918,373,170 | 9,795,547 | 1,707,400 | 204,752,851 |
| 所得なし | 54,745,460 | 120,371 | 4,400 | - | 857,944 | 228,350 | 35,563,739 |
| ～ 30万円未満 | 19,558,805 | - | - | - | 490,204 | 123,650 | 12,837,595 |
| 30万円以上～ 40 " | 9,439,536 | 230,974 | 292,300 | 9,789,537 | 238,524 | 52,600 | 6,229,998 |
| 40 " ～ 50 " | 8,210,751 | 1,052,422 | 379,100 | 44,386,493 | 199,143 | 47,900 | 4,786,248 |
| 50 " ～ 60 " | 9,750,320 | 2,033,227 | 403,750 | 86,166,892 | 231,832 | 55,850 | 5,223,409 |
| 60 " ～ 70 " | 10,100,902 | 2,711,536 | 383,250 | 115,633,297 | 246,502 | 58,850 | 5,022,356 |
| 70 " ～ 80 " | 11,516,971 | 3,720,510 | 404,000 | 159,565,546 | 233,489 | 58,550 | 5,319,762 |
| 80 " ～ 90 " | 12,797,064 | 4,694,750 | 411,850 | 201,496,062 | 264,700 | 58,850 | 5,646,717 |
| 90 " ～ 100 " | 13,592,413 | 5,543,595 | 405,250 | 237,418,623 | 264,246 | 58,400 | 5,541,688 |
| 100 " ～ 110 " | 16,387,721 | 7,246,941 | 454,450 | 311,744,465 | 268,796 | 61,000 | 6,430,824 |
| 110 " ～ 120 " | 15,432,736 | 7,332,632 | 405,850 | 315,855,678 | 261,718 | 57,750 | 5,678,266 |
| 120 " ～ 130 " | 16,617,043 | 8,330,862 | 411,150 | 359,816,647 | 271,285 | 53,550 | 5,796,663 |
| 130 " ～ 140 " | 15,481,553 | 8,084,690 | 364,600 | 350,947,204 | 244,004 | 51,550 | 5,287,227 |
| 140 " ～ 150 " | 14,838,629 | 8,093,545 | 330,500 | 350,252,503 | 237,720 | 46,200 | 4,761,145 |
| 150 " ～ 160 " | 16,102,118 | 9,107,248 | 341,800 | 395,991,205 | 250,305 | 45,750 | 5,002,913 |
| 160 " ～ 170 " | 14,778,570 | 8,520,250 | 297,100 | 369,431,339 | 246,259 | 43,550 | 4,456,337 |
| 170 " ～ 180 " | 14,277,683 | 8,421,278 | 275,650 | 368,473,403 | 218,800 | 37,950 | 4,241,129 |
| 180 " ～ 190 " | 13,474,833 | 8,127,804 | 249,000 | 353,743,096 | 198,448 | 35,200 | 3,843,565 |
| 190 " ～ 200 " | 13,261,558 | 8,256,103 | 235,950 | 360,627,546 | 196,738 | 31,150 | 3,638,081 |
| 200 " ～ 210 " | 12,099,577 | 7,618,486 | 208,050 | 337,731,529 | 155,065 | 29,100 | 3,286,713 |
| 210 " ～ 220 " | 11,576,113 | 7,464,806 | 194,250 | 334,069,580 | 167,489 | 26,850 | 3,063,049 |
| 220 " ～ 230 " | 11,337,017 | 7,417,806 | 180,300 | 326,662,185 | 163,760 | 26,500 | 2,885,455 |
| 230 " ～ 240 " | 11,928,003 | 7,917,608 | 183,100 | 350,127,085 | 153,256 | 25,000 | 2,963,927 |
| 240 " ～ 250 " | 10,627,886 | 7,064,370 | 156,050 | 312,009,562 | 156,535 | 23,500 | 2,650,887 |
| 250 " ～ 260 " | 9,830,357 | 6,610,609 | 142,250 | 297,633,372 | 148,313 | 21,550 | 2,376,355 |
| 260 " ～ 270 " | 9,066,185 | 6,138,512 | 125,850 | 274,793,782 | 108,686 | 17,700 | 2,215,483 |
| 270 " ～ 280 " | 8,489,808 | 5,817,887 | 113,950 | 259,907,045 | 116,251 | 16,250 | 1,987,968 |
| 280 " ～ 290 " | 8,619,595 | 6,038,542 | 114,500 | 273,523,706 | 127,244 | 16,750 | 1,937,668 |
| 290 " ～ 300 " | 8,265,039 | 5,828,372 | 105,000 | 259,616,261 | 112,882 | 17,750 | 1,845,167 |
| 300 " ～ 350 " | 32,487,247 | 23,417,229 | 384,050 | 1,060,370,302 | 389,862 | 56,100 | 6,914,000 |
| 350 " ～ 400 " | 24,990,312 | 18,538,182 | 258,700 | 835,351,360 | 288,620 | 38,050 | 5,006,523 |
| 400 " ～ 450 " | 20,257,344 | 15,454,556 | 189,050 | 703,219,286 | 267,338 | 26,900 | 3,706,490 |
| 450 " ～ 500 " | 15,228,879 | 11,973,555 | 129,500 | 544,761,830 | 171,891 | 19,800 | 2,508,822 |
| 500 " ～ 600 " | 21,924,194 | 17,494,877 | 160,300 | 787,876,250 | 359,614 | 28,900 | 3,308,188 |
| 600 " ～ 700 " | 18,306,311 | 15,167,180 | 113,300 | 668,591,085 | 224,063 | 17,400 | 2,390,764 |
| 700 " ～ 800 " | 12,769,660 | 10,757,321 | 70,850 | 487,469,342 | 177,810 | 11,850 | 1,496,122 |
| 800 " ～ 900 " | 9,952,422 | 8,517,142 | 47,800 | 376,635,317 | 114,744 | 8,250 | 1,091,477 |
| 900 " ～ 1000 " | 8,364,347 | 7,261,163 | 36,750 | 325,812,118 | 96,934 | 5,900 | 830,715 |
| 1000 " ～ 1500 " | 28,583,015 | 25,469,760 | 100,200 | 1,139,327,502 | 379,928 | 18,500 | 2,261,398 |
| 1500 " ～ | 58,275,434 | 55,654,827 | 88,200 | 2,571,545,136 | 262,856 | 11,600 | 1,986,568 |
| 不詳 | 28,031,616 | 11,103,375 | 193,250 | - | 231,747 | 36,550 | 12,731,450 |

算定状況（市町村） 一般世帯 < 擬制世帯を除く >（続き）

| 世帯別 平等割額 | 介護納付金分 | | | | | | | |
|-------------|---------------|-------------|-----------|-------------------------------|-----------|-----------|--------------|-------------|
| | 保険料(税) 算定額 | 所得割額 | 所得割額のある世帯 | 所得割額のある世帯 の旧ただし書方式による課税標準額 | 資産割額 | 資産割額のある世帯 | 被保険者 均等割額 | 世帯別 平等割額 |
| 千円 | 千円 | 千円 | | 千円 | 千円 | | 千円 | 千円 |
| 76,471,721 | 247,375,126 | 137,847,778 | 3,332,150 | 7,768,714,762 | 2,444,906 | 503,400 | 81,745,745 | 25,336,697 |
| 18,203,406 | 20,790,321 | 18,497 | 800 | - | 259,181 | 74,750 | 14,901,705 | 5,610,938 |
| 6,231,006 | 7,008,400 | 20 | 50 | - | 127,220 | 33,400 | 5,018,936 | 1,862,223 |
| 2,740,040 | 3,648,392 | 71,395 | 103,500 | 3,322,163 | 54,775 | 13,500 | 2,584,416 | 937,806 |
| 2,172,938 | 2,702,484 | 291,768 | 121,050 | 13,836,485 | 45,261 | 12,000 | 1,748,469 | 616,986 |
| 2,261,852 | 3,259,038 | 595,203 | 130,800 | 27,831,178 | 51,689 | 12,450 | 1,950,984 | 661,161 |
| 2,120,509 | 3,064,751 | 694,126 | 111,400 | 33,181,869 | 50,763 | 13,100 | 1,746,565 | 573,297 |
| 2,243,210 | 3,321,328 | 952,683 | 115,300 | 44,613,244 | 37,332 | 12,100 | 1,717,376 | 613,936 |
| 2,190,898 | 3,577,877 | 1,104,929 | 112,800 | 53,538,080 | 40,664 | 10,650 | 1,830,988 | 601,296 |
| 2,242,883 | 3,682,241 | 1,319,374 | 108,600 | 62,991,285 | 48,725 | 10,350 | 1,727,115 | 587,027 |
| 2,441,159 | 4,505,280 | 1,727,920 | 125,850 | 85,282,909 | 43,256 | 13,200 | 2,074,434 | 659,670 |
| 2,160,120 | 3,872,798 | 1,544,407 | 101,900 | 77,366,355 | 42,668 | 11,000 | 1,721,610 | 564,114 |
| 2,218,233 | 4,425,721 | 1,954,177 | 112,800 | 96,782,013 | 38,288 | 10,700 | 1,838,549 | 594,707 |
| 1,865,632 | 3,870,097 | 1,706,477 | 94,450 | 88,717,395 | 35,927 | 10,450 | 1,614,345 | 513,348 |
| 1,746,219 | 3,861,970 | 1,776,426 | 88,600 | 91,998,764 | 37,766 | 7,900 | 1,556,310 | 491,468 |
| 1,741,652 | 5,012,532 | 2,514,964 | 107,200 | 122,692,135 | 60,599 | 9,800 | 1,839,560 | 597,410 |
| 1,555,725 | 4,462,689 | 2,284,543 | 96,200 | 117,820,081 | 43,277 | 10,750 | 1,633,767 | 501,102 |
| 1,396,469 | 4,546,937 | 2,400,107 | 95,850 | 125,634,116 | 44,312 | 9,950 | 1,614,245 | 488,273 |
| 1,305,017 | 3,976,752 | 2,113,269 | 82,450 | 114,885,159 | 38,655 | 8,700 | 1,389,014 | 435,814 |
| 1,170,635 | 4,238,284 | 2,415,274 | 84,100 | 127,178,490 | 39,160 | 9,250 | 1,385,352 | 398,499 |
| 1,039,314 | 3,690,857 | 2,075,771 | 74,150 | 118,661,003 | 37,665 | 8,800 | 1,226,154 | 351,268 |
| 880,769 | 3,733,575 | 2,197,994 | 72,250 | 122,437,129 | 34,030 | 7,200 | 1,166,434 | 335,116 |
| 869,996 | 3,571,154 | 2,154,531 | 64,250 | 114,974,355 | 27,724 | 7,900 | 1,076,474 | 312,424 |
| 893,211 | 4,373,736 | 2,690,679 | 77,000 | 146,246,144 | 45,717 | 8,450 | 1,282,210 | 355,129 |
| 756,095 | 3,392,354 | 2,106,028 | 59,850 | 118,632,048 | 42,246 | 7,200 | 985,881 | 258,198 |
| 695,081 | 3,230,432 | 1,994,965 | 55,900 | 114,439,387 | 28,822 | 6,700 | 947,266 | 259,379 |
| 603,504 | 3,055,756 | 1,884,735 | 51,100 | 109,576,365 | 30,036 | 6,550 | 909,225 | 231,760 |
| 567,702 | 2,696,753 | 1,702,173 | 41,950 | 94,779,299 | 32,100 | 5,600 | 765,870 | 196,610 |
| 516,141 | 2,841,724 | 1,840,962 | 46,000 | 109,054,660 | 46,154 | 6,750 | 773,089 | 181,519 |
| 478,618 | 3,180,258 | 2,100,586 | 48,700 | 119,294,490 | 34,395 | 7,000 | 832,956 | 212,321 |
| 1,766,156 | 12,046,081 | 8,147,893 | 174,400 | 475,501,435 | 106,343 | 23,150 | 3,033,131 | 758,713 |
| 1,156,987 | 9,883,466 | 6,996,823 | 133,050 | 425,727,883 | 65,196 | 15,150 | 2,287,877 | 533,571 |
| 828,960 | 8,451,449 | 6,140,436 | 102,750 | 379,374,958 | 96,005 | 12,950 | 1,824,482 | 390,526 |
| 574,611 | 6,284,863 | 4,776,860 | 70,100 | 292,350,632 | 49,028 | 9,300 | 1,176,522 | 282,453 |
| 761,516 | 9,564,897 | 7,502,596 | 91,850 | 445,506,778 | 98,068 | 13,500 | 1,589,585 | 374,648 |
| 524,304 | 7,691,026 | 6,225,273 | 65,150 | 380,219,963 | 82,231 | 10,150 | 1,128,180 | 255,342 |
| 338,407 | 5,674,233 | 4,709,083 | 42,350 | 289,308,697 | 65,690 | 6,600 | 740,268 | 159,192 |
| 229,058 | 4,697,574 | 3,969,532 | 30,800 | 240,906,815 | 41,000 | 4,250 | 582,722 | 104,320 |
| 175,534 | 3,861,230 | 3,318,310 | 24,250 | 213,782,469 | 24,154 | 3,250 | 424,859 | 93,907 |
| 471,929 | 12,394,681 | 10,866,971 | 62,200 | 699,530,517 | 121,337 | 11,250 | 1,160,575 | 245,798 |
| 371,182 | 24,166,609 | 22,947,716 | 51,500 | 1,470,738,015 | 89,085 | 6,750 | 933,500 | 196,308 |
| 3,965,043 | 15,064,530 | 6,012,300 | 98,900 | - | 108,363 | 20,950 | 7,004,745 | 1,939,122 |

第2表-6 世帯の所得階級別、保険料（税）

| 所得階級別 | 世帯数 | 被保険者数 | 医療給付費分 | | |
|-----------------|---------|---------|------------------|------------------|-----------|
| | | | 保険料(税) 算定額 | 所得割額 | 所得割額のある世帯 |
| 総数 | 277,000 | 342,000 | 千円 27,754,675 | 千円 15,393,199 | 176,650 |
| 所得なし | 51,950 | 54,700 | 1,916,663 | - | - |
| ～ 30万円未満 | 40,000 | 45,000 | 1,602,170 | - | - |
| 30万円以上～ 40 " | 14,800 | 16,700 | 624,506 | 22,365 | 8,300 |
| 40 " ～ 50 " | 13,050 | 15,750 | 702,568 | 109,186 | 12,650 |
| 50 " ～ 60 " | 13,000 | 15,100 | 784,010 | 203,936 | 12,350 |
| 60 " ～ 70 " | 12,550 | 15,600 | 838,677 | 283,094 | 12,550 |
| 70 " ～ 80 " | 12,300 | 15,450 | 929,141 | 377,413 | 12,300 |
| 80 " ～ 90 " | 13,250 | 16,300 | 1,106,537 | 523,567 | 13,250 |
| 90 " ～ 100 " | 9,000 | 10,500 | 799,061 | 420,457 | 9,000 |
| 100 " ～ 110 " | 9,550 | 13,000 | 917,472 | 458,000 | 9,550 |
| 110 " ～ 120 " | 8,850 | 11,350 | 943,130 | 516,538 | 8,850 |
| 120 " ～ 130 " | 8,400 | 11,150 | 970,510 | 552,550 | 8,400 |
| 130 " ～ 140 " | 7,250 | 9,400 | 856,897 | 539,324 | 7,250 |
| 140 " ～ 150 " | 5,400 | 7,250 | 675,529 | 409,613 | 5,400 |
| 150 " ～ 160 " | 4,350 | 6,050 | 595,953 | 355,055 | 4,350 |
| 160 " ～ 170 " | 4,550 | 5,800 | 669,003 | 435,496 | 4,550 |
| 170 " ～ 180 " | 3,850 | 5,600 | 568,920 | 379,690 | 3,850 |
| 180 " ～ 190 " | 4,300 | 6,050 | 651,512 | 431,318 | 4,300 |
| 190 " ～ 200 " | 3,450 | 5,300 | 558,532 | 384,974 | 3,450 |
| 200 " ～ 210 " | 3,000 | 4,400 | 493,430 | 352,020 | 3,000 |
| 210 " ～ 220 " | 2,050 | 3,100 | 386,262 | 247,282 | 2,050 |
| 220 " ～ 230 " | 2,000 | 3,350 | 376,178 | 256,532 | 2,000 |
| 230 " ～ 240 " | 2,600 | 3,600 | 521,046 | 386,643 | 2,600 |
| 240 " ～ 250 " | 2,350 | 3,950 | 509,570 | 354,642 | 2,350 |
| 250 " ～ 260 " | 1,450 | 2,000 | 283,278 | 211,801 | 1,450 |
| 260 " ～ 270 " | 1,450 | 2,200 | 308,606 | 229,811 | 1,450 |
| 270 " ～ 280 " | 1,050 | 1,400 | 232,339 | 173,281 | 1,050 |
| 280 " ～ 290 " | 1,300 | 1,700 | 268,891 | 214,911 | 1,300 |
| 290 " ～ 300 " | 1,000 | 1,300 | 238,862 | 182,147 | 1,000 |
| 300 " ～ 350 " | 5,150 | 8,200 | 1,449,737 | 1,117,328 | 5,150 |
| 350 " ～ 400 " | 2,950 | 3,950 | 882,823 | 726,901 | 2,950 |
| 400 " ～ 450 " | 1,600 | 2,450 | 513,862 | 427,962 | 1,600 |
| 450 " ～ 500 " | 750 | 1,400 | 271,591 | 218,578 | 750 |
| 500 " ～ 600 " | 1,550 | 2,250 | 587,638 | 514,393 | 1,550 |
| 600 " ～ 700 " | 350 | 650 | 188,499 | 167,299 | 350 |
| 700 " ～ 800 " | 600 | 1,100 | 298,159 | 264,684 | 600 |
| 800 " ～ 900 " | 550 | 750 | 320,025 | 296,864 | 550 |
| 900 " ～ 1000 " | 50 | 50 | 35,157 | 32,388 | 50 |
| 1000 " ～ 1500 " | 900 | 1,100 | 718,508 | 676,577 | 900 |
| 1500 " ～ | 950 | 1,750 | 1,753,894 | 1,693,753 | 950 |
| 不詳 | 3,500 | 5,300 | 405,529 | 244,827 | 2,650 |

算定状況（市町村） ー退職世帯ー <擬制世帯を除く>

| 医療給付費分 | | | | | |
|-----------------------------------|---------|-----------|----------------------|-----------|-----------|
| 所得割額のある世帯 の旧ただし書方式 による課税標準額 | 資産割額 | 資産割額のある世帯 | 資産割額のある世帯 の固定資産税額 | 被保険者均等割額 | 世帯別平等割額 |
| 千円 | 千円 | | 千円 | 千円 | 千円 |
| 213,633,915 | 806,492 | 54,600 | 3,852,146 | 8,392,310 | 3,162,674 |
| - | 76,378 | 6,750 | 357,834 | 1,322,752 | 517,533 |
| - | 69,677 | 7,400 | 314,776 | 1,077,331 | 455,162 |
| 304,850 | 29,952 | 2,850 | 198,347 | 413,768 | 158,420 |
| 1,498,801 | 39,691 | 2,650 | 149,827 | 398,276 | 155,415 |
| 2,702,272 | 41,247 | 2,800 | 298,510 | 381,301 | 157,525 |
| 3,854,919 | 35,896 | 2,600 | 174,513 | 368,068 | 151,619 |
| 4,880,825 | 36,468 | 2,800 | 162,626 | 371,219 | 144,042 |
| 6,775,810 | 41,594 | 2,600 | 155,429 | 378,806 | 162,570 |
| 5,509,340 | 23,402 | 1,850 | 135,004 | 241,207 | 113,996 |
| 6,404,367 | 23,086 | 2,300 | 111,637 | 317,041 | 119,346 |
| 6,928,465 | 18,383 | 1,850 | 105,358 | 266,223 | 141,986 |
| 7,400,951 | 12,727 | 1,050 | 60,385 | 290,124 | 115,108 |
| 7,294,990 | 14,372 | 1,050 | 75,212 | 242,804 | 60,398 |
| 5,798,681 | 24,883 | 1,800 | 102,775 | 176,011 | 65,022 |
| 5,056,200 | 26,420 | 1,200 | 93,828 | 173,061 | 41,416 |
| 5,886,170 | 19,077 | 1,100 | 100,503 | 142,345 | 72,085 |
| 5,145,820 | 10,111 | 850 | 50,199 | 134,146 | 44,973 |
| 6,256,015 | 15,221 | 1,000 | 85,037 | 159,729 | 45,244 |
| 5,450,959 | 10,503 | 450 | 39,898 | 129,098 | 33,957 |
| 5,110,050 | 5,079 | 700 | 28,421 | 117,946 | 18,385 |
| 3,505,917 | 36,035 | 1,150 | 132,966 | 73,120 | 29,825 |
| 3,834,858 | 10,445 | 600 | 60,689 | 89,747 | 19,454 |
| 5,110,658 | 4,954 | 550 | 25,550 | 89,919 | 39,530 |
| 4,923,054 | 16,194 | 350 | 77,938 | 106,193 | 32,542 |
| 3,145,665 | 4,013 | 350 | 20,069 | 51,276 | 16,188 |
| 3,248,653 | 9,306 | 550 | 47,520 | 46,989 | 22,500 |
| 2,511,634 | 11,668 | 400 | 47,805 | 35,910 | 11,480 |
| 3,242,305 | 1,803 | 400 | 7,586 | 44,082 | 8,095 |
| 2,513,950 | 15,913 | 250 | 77,152 | 31,258 | 9,544 |
| 14,479,486 | 40,433 | 1,100 | 192,140 | 217,159 | 74,818 |
| 9,875,450 | 18,902 | 700 | 75,280 | 90,183 | 46,836 |
| 6,007,325 | 9,105 | 500 | 37,918 | 69,425 | 7,370 |
| 3,333,945 | 3,510 | 250 | 16,405 | 43,763 | 5,740 |
| 7,823,003 | 10,030 | 450 | 44,760 | 56,550 | 6,665 |
| 2,199,284 | 450 | 50 | 1,875 | 14,610 | 6,140 |
| 4,264,301 | 1,352 | 200 | 11,240 | 24,315 | 7,808 |
| 4,484,329 | 2,260 | 100 | 18,830 | 18,195 | 2,706 |
| 462,687 | 474 | 50 | 1,895 | 1,235 | 1,060 |
| 10,158,689 | 6,011 | 50 | 16,030 | 31,620 | 4,300 |
| 26,249,240 | 8,262 | 250 | 36,420 | 38,107 | 13,772 |
| - | 21,204 | 650 | 101,960 | 117,398 | 22,100 |

第2表-6 世帯の所得階級別、保険料（税）

| 所得階級別 | 後期高齢者支援金分 | | | | | | |
|----------------|---------------|-----------|-----------|-------------------------------|---------|-----------|--------------|
| | 保険料(税) 算定額 | 所得割額 | 所得割額のある世帯 | 所得割額のある世帯 の旧ただし書方式による課税標準額 | 資産割額 | 資産割額のある世帯 | 被保険者 均等割額 |
| | 千円 | 千円 | | 千円 | 千円 | | 千円 |
| 総数 | 8,698,390 | 4,858,634 | 176,650 | 213,633,915 | 188,296 | 42,400 | 2,757,556 |
| 所得なし | 596,534 | - | - | - | 20,196 | 5,250 | 426,941 |
| ～30万円未満 | 495,351 | - | - | - | 15,557 | 5,850 | 350,899 |
| 30万円以上～40 " | 196,271 | 7,156 | 8,300 | 304,850 | 8,092 | 2,250 | 133,906 |
| 40 " ～50 " | 217,089 | 35,251 | 12,650 | 1,498,801 | 8,247 | 2,050 | 129,271 |
| 50 " ～60 " | 235,563 | 62,202 | 12,350 | 2,702,272 | 9,029 | 2,150 | 118,876 |
| 60 " ～70 " | 263,708 | 89,360 | 12,550 | 3,854,919 | 9,359 | 2,200 | 123,539 |
| 70 " ～80 " | 286,955 | 116,651 | 12,300 | 4,880,825 | 7,019 | 2,300 | 123,512 |
| 80 " ～90 " | 342,112 | 161,586 | 13,250 | 6,775,810 | 7,796 | 2,100 | 126,492 |
| 90 " ～100 " | 251,568 | 133,832 | 9,000 | 5,509,340 | 5,545 | 1,200 | 82,232 |
| 100 " ～110 " | 289,774 | 143,741 | 9,550 | 6,404,367 | 5,539 | 1,650 | 105,231 |
| 110 " ～120 " | 300,866 | 165,201 | 8,850 | 6,928,465 | 4,876 | 1,500 | 88,097 |
| 120 " ～130 " | 307,435 | 173,205 | 8,400 | 7,400,951 | 5,171 | 1,000 | 93,658 |
| 130 " ～140 " | 270,268 | 171,253 | 7,250 | 7,294,990 | 3,763 | 700 | 79,955 |
| 140 " ～150 " | 207,005 | 123,460 | 5,400 | 5,798,681 | 6,172 | 1,050 | 59,884 |
| 150 " ～160 " | 182,812 | 111,005 | 4,350 | 5,056,200 | 4,162 | 850 | 57,220 |
| 160 " ～170 " | 215,000 | 138,563 | 4,550 | 5,886,170 | 5,225 | 1,100 | 48,360 |
| 170 " ～180 " | 179,402 | 119,776 | 3,850 | 5,145,820 | 2,135 | 500 | 45,781 |
| 180 " ～190 " | 203,020 | 135,692 | 4,300 | 6,256,015 | 3,941 | 750 | 53,026 |
| 190 " ～200 " | 179,130 | 123,665 | 3,450 | 5,450,959 | 2,229 | 350 | 44,522 |
| 200 " ～210 " | 152,119 | 105,810 | 3,000 | 5,110,050 | 1,516 | 650 | 39,518 |
| 210 " ～220 " | 113,704 | 76,824 | 2,050 | 3,505,917 | 4,010 | 800 | 24,610 |
| 220 " ～230 " | 114,885 | 79,471 | 2,000 | 3,834,858 | 2,698 | 450 | 28,085 |
| 230 " ～240 " | 160,707 | 119,962 | 2,600 | 5,110,658 | 1,727 | 500 | 28,432 |
| 240 " ～250 " | 143,157 | 100,799 | 2,350 | 4,923,054 | 1,082 | 250 | 32,651 |
| 250 " ～260 " | 85,647 | 64,708 | 1,450 | 3,145,665 | 754 | 200 | 15,840 |
| 260 " ～270 " | 101,758 | 75,310 | 1,450 | 3,248,653 | 2,525 | 300 | 18,229 |
| 270 " ～280 " | 67,621 | 50,584 | 1,050 | 2,511,634 | 2,497 | 250 | 11,410 |
| 280 " ～290 " | 87,391 | 68,803 | 1,300 | 3,242,305 | 604 | 400 | 15,384 |
| 290 " ～300 " | 73,357 | 53,784 | 1,000 | 2,513,950 | 5,492 | 150 | 12,059 |
| 300 " ～350 " | 434,956 | 336,974 | 5,150 | 14,479,486 | 8,384 | 950 | 69,875 |
| 350 " ～400 " | 281,652 | 232,020 | 2,950 | 9,875,450 | 4,767 | 650 | 29,766 |
| 400 " ～450 " | 144,206 | 117,574 | 1,600 | 6,007,325 | 1,852 | 400 | 22,771 |
| 450 " ～500 " | 84,624 | 69,013 | 750 | 3,333,945 | 1,128 | 250 | 13,055 |
| 500 " ～600 " | 189,200 | 166,705 | 1,550 | 7,823,003 | 2,649 | 400 | 17,916 |
| 600 " ～700 " | 51,520 | 46,170 | 350 | 2,199,284 | 150 | 50 | 3,640 |
| 700 " ～800 " | 120,635 | 106,359 | 600 | 4,264,301 | 334 | 100 | 12,002 |
| 800 " ～900 " | 104,710 | 97,027 | 550 | 4,484,329 | 1,130 | 100 | 5,650 |
| 900 " ～1000 " | 13,450 | 12,493 | 50 | 462,687 | 133 | 50 | 395 |
| 1000 " ～1500 " | 202,763 | 188,855 | 900 | 10,158,689 | 2,308 | 50 | 10,300 |
| 1500 " ～ | 619,440 | 598,206 | 950 | 26,249,240 | 3,099 | 250 | 13,405 |
| 不詳 | 131,027 | 79,583 | 2,650 | - | 5,405 | 400 | 41,162 |

算定状況（市町村） —退職世帯— <擬制世帯を除く>（続き）

| 世帯別 平等割額 | 介護納付金分 | | | | | | | |
|-------------|---------------|-----------|---------------|-----------------------------------|---------|---------------|--------------|-------------|
| | 保険料(税) 算定額 | 所得割額 | 所得割額の ある世帯 | 所得割額のある世帯 の旧ただし書方式に よる課税標準額 | 資産割額 | 資産割額の ある世帯 | 被保険者 均等割額 | 世帯別 平等割額 |
| 千円 | 千円 | 千円 | | 千円 | 千円 | | 千円 | 千円 |
| 893,905 | 8,314,335 | 4,003,776 | 165,150 | 199,956,845 | 155,758 | 37,700 | 3,156,971 | 997,830 |
| 149,397 | 751,855 | - | - | - | 15,807 | 5,000 | 520,025 | 216,023 |
| 128,895 | 569,920 | - | - | - | 14,167 | 5,200 | 398,257 | 157,495 |
| 47,117 | 225,442 | 5,889 | 7,900 | 289,524 | 5,330 | 2,000 | 160,699 | 53,524 |
| 44,320 | 231,216 | 29,074 | 12,100 | 1,426,524 | 7,661 | 2,050 | 144,902 | 49,579 |
| 45,455 | 237,921 | 53,349 | 11,300 | 2,465,695 | 7,521 | 1,900 | 130,828 | 46,223 |
| 41,449 | 276,299 | 74,672 | 11,800 | 3,607,191 | 8,528 | 2,000 | 143,698 | 49,401 |
| 39,774 | 288,657 | 99,977 | 11,450 | 4,569,777 | 4,541 | 1,700 | 141,404 | 42,735 |
| 46,238 | 351,595 | 145,192 | 12,700 | 6,492,929 | 5,877 | 1,850 | 148,077 | 52,450 |
| 29,959 | 238,304 | 109,983 | 8,350 | 5,133,537 | 2,911 | 800 | 93,747 | 31,663 |
| 35,263 | 281,018 | 120,042 | 9,300 | 6,223,493 | 5,143 | 1,550 | 121,382 | 34,451 |
| 42,692 | 268,474 | 127,480 | 7,950 | 6,253,666 | 3,843 | 1,400 | 101,179 | 35,973 |
| 35,401 | 263,811 | 131,205 | 7,200 | 6,385,623 | 3,608 | 800 | 100,543 | 28,455 |
| 15,297 | 241,244 | 138,671 | 6,850 | 6,887,836 | 2,155 | 700 | 84,965 | 15,453 |
| 17,490 | 190,571 | 99,086 | 5,150 | 5,518,749 | 4,448 | 700 | 71,553 | 15,485 |
| 10,424 | 172,962 | 89,479 | 3,850 | 4,460,494 | 3,817 | 700 | 68,740 | 10,926 |
| 22,852 | 201,788 | 122,796 | 4,250 | 5,479,877 | 4,676 | 950 | 53,313 | 21,004 |
| 11,710 | 167,764 | 100,538 | 3,600 | 4,794,627 | 1,622 | 500 | 53,265 | 12,340 |
| 10,361 | 189,460 | 115,707 | 4,300 | 6,256,015 | 3,704 | 800 | 59,820 | 10,229 |
| 8,715 | 172,496 | 110,761 | 3,450 | 5,450,959 | 1,953 | 250 | 50,982 | 8,801 |
| 5,275 | 136,052 | 85,062 | 2,750 | 4,678,817 | 1,120 | 550 | 45,736 | 4,135 |
| 8,260 | 101,043 | 63,711 | 2,050 | 3,505,917 | 3,327 | 650 | 26,930 | 7,075 |
| 4,632 | 104,944 | 72,165 | 1,950 | 3,736,490 | 2,654 | 450 | 23,423 | 6,703 |
| 10,586 | 115,819 | 76,024 | 2,000 | 3,984,024 | 1,073 | 500 | 30,642 | 8,081 |
| 8,625 | 119,998 | 77,623 | 1,850 | 3,847,063 | 418 | 150 | 34,656 | 7,301 |
| 4,345 | 70,059 | 46,502 | 1,300 | 2,811,624 | 827 | 200 | 18,628 | 4,103 |
| 5,694 | 96,808 | 67,617 | 1,450 | 3,248,653 | 2,271 | 300 | 22,834 | 4,085 |
| 3,130 | 52,263 | 31,771 | 950 | 2,282,480 | 2,332 | 150 | 15,560 | 2,600 |
| 2,600 | 77,016 | 55,835 | 1,150 | 2,870,602 | 587 | 400 | 17,404 | 3,190 |
| 2,022 | 69,820 | 48,514 | 1,000 | 2,513,950 | 4,817 | 150 | 13,003 | 3,487 |
| 19,724 | 383,816 | 284,898 | 5,000 | 14,056,949 | 7,980 | 950 | 72,968 | 17,970 |
| 15,098 | 266,755 | 210,497 | 2,850 | 9,536,310 | 5,051 | 600 | 37,388 | 13,819 |
| 2,010 | 128,351 | 99,461 | 1,400 | 5,182,235 | 1,408 | 250 | 25,847 | 1,635 |
| 1,428 | 64,050 | 46,541 | 650 | 2,882,244 | 780 | 150 | 15,558 | 1,172 |
| 1,930 | 155,790 | 131,485 | 1,550 | 7,823,003 | 2,183 | 400 | 19,029 | 3,092 |
| 1,560 | 53,206 | 46,048 | 350 | 2,199,284 | 88 | 50 | 5,610 | 1,460 |
| 1,940 | 71,809 | 60,253 | 400 | 2,784,896 | 417 | 100 | 9,554 | 1,586 |
| 904 | 95,247 | 84,640 | 550 | 4,484,329 | 1,356 | 100 | 7,897 | 1,354 |
| 430 | 12,535 | 11,567 | 50 | 462,687 | 133 | 50 | 475 | 360 |
| 1,300 | 141,330 | 128,107 | 800 | 9,119,533 | 1,683 | 50 | 10,940 | 600 |
| 4,730 | 559,978 | 538,353 | 950 | 26,249,240 | 2,516 | 250 | 14,643 | 4,466 |
| 4,877 | 116,850 | 63,204 | 2,650 | - | 5,425 | 400 | 40,871 | 7,351 |

第3表-1-1 世帯の所得階級別、世帯主の職業別世帯数 — 全世界帯 —

| 所得階級別 | 総数 | 農林水産業 | その他の 自営業 | 被用者 | その他 | 無職 | 不詳 |
|-----------------|------------|---------|-------------|-----------|---------|-----------|-----------|
| 総数 | 18,509,600 | 363,950 | 2,273,000 | 5,393,450 | 673,800 | 7,702,850 | 2,102,550 |
| 所得なし | 5,086,300 | 45,350 | 182,750 | 663,500 | 145,450 | 3,508,250 | 541,000 |
| ～ 30万円未満 | 1,448,000 | 35,700 | 154,150 | 517,050 | 63,750 | 571,700 | 105,650 |
| 30万円以上～ 40 " | 626,700 | 13,450 | 84,000 | 258,650 | 31,350 | 196,100 | 43,150 |
| 40 " ～ 50 " | 492,200 | 10,500 | 60,550 | 190,000 | 20,200 | 178,400 | 32,550 |
| 50 " ～ 60 " | 512,650 | 10,250 | 69,300 | 192,350 | 19,800 | 186,400 | 34,550 |
| 60 " ～ 70 " | 473,350 | 9,400 | 60,300 | 164,900 | 17,700 | 186,850 | 34,200 |
| 70 " ～ 80 " | 481,150 | 7,700 | 67,200 | 153,400 | 16,850 | 200,350 | 35,650 |
| 80 " ～ 90 " | 481,350 | 8,250 | 61,050 | 156,750 | 17,950 | 207,400 | 29,950 |
| 90 " ～ 100 " | 478,850 | 7,900 | 59,500 | 152,050 | 18,500 | 205,400 | 35,500 |
| 100 " ～ 110 " | 545,200 | 10,050 | 60,400 | 218,800 | 16,950 | 198,600 | 40,400 |
| 110 " ～ 120 " | 476,950 | 9,300 | 54,700 | 169,650 | 17,950 | 191,100 | 34,250 |
| 120 " ～ 130 " | 484,400 | 9,050 | 56,000 | 190,200 | 12,800 | 187,200 | 29,150 |
| 130 " ～ 140 " | 431,400 | 6,100 | 57,300 | 150,600 | 14,250 | 172,300 | 30,850 |
| 140 " ～ 150 " | 380,700 | 7,300 | 52,750 | 136,150 | 11,700 | 148,650 | 24,150 |
| 150 " ～ 160 " | 401,850 | 6,600 | 49,550 | 172,950 | 9,450 | 132,350 | 30,950 |
| 160 " ～ 170 " | 344,850 | 6,750 | 51,200 | 135,300 | 11,500 | 113,050 | 27,050 |
| 170 " ～ 180 " | 321,200 | 6,900 | 45,950 | 130,200 | 13,300 | 100,950 | 23,900 |
| 180 " ～ 190 " | 285,800 | 5,000 | 44,150 | 117,750 | 9,900 | 88,600 | 20,400 |
| 190 " ～ 200 " | 271,450 | 5,000 | 37,300 | 125,900 | 7,850 | 74,600 | 20,800 |
| 200 " ～ 210 " | 236,000 | 4,450 | 40,650 | 95,150 | 7,250 | 73,250 | 15,250 |
| 210 " ～ 220 " | 218,950 | 5,250 | 34,950 | 93,750 | 6,950 | 59,550 | 18,500 |
| 220 " ～ 230 " | 203,100 | 4,250 | 36,000 | 85,350 | 6,850 | 57,600 | 13,050 |
| 230 " ～ 240 " | 202,650 | 3,950 | 37,950 | 91,100 | 5,700 | 49,400 | 14,550 |
| 240 " ～ 250 " | 174,750 | 3,350 | 39,650 | 64,500 | 7,400 | 48,200 | 11,650 |
| 250 " ～ 260 " | 160,700 | 5,300 | 31,700 | 60,300 | 6,700 | 44,350 | 12,350 |
| 260 " ～ 270 " | 139,150 | 3,250 | 32,900 | 53,750 | 4,950 | 34,850 | 9,450 |
| 270 " ～ 280 " | 127,850 | 2,550 | 28,600 | 48,100 | 5,200 | 34,350 | 9,050 |
| 280 " ～ 290 " | 128,400 | 4,250 | 24,850 | 53,900 | 7,000 | 30,750 | 7,650 |
| 290 " ～ 300 " | 114,900 | 3,850 | 30,700 | 41,700 | 4,150 | 24,600 | 9,900 |
| 300 " ～ 350 " | 429,400 | 11,250 | 113,400 | 165,100 | 20,500 | 90,200 | 28,950 |
| 350 " ～ 400 " | 290,100 | 11,500 | 85,400 | 104,550 | 12,550 | 55,900 | 20,200 |
| 400 " ～ 450 " | 207,750 | 9,300 | 69,650 | 70,150 | 10,300 | 31,000 | 17,350 |
| 450 " ～ 500 " | 141,950 | 8,150 | 51,000 | 43,400 | 9,250 | 17,700 | 12,450 |
| 500 " ～ 600 " | 179,950 | 12,800 | 67,750 | 53,050 | 12,100 | 20,950 | 13,300 |
| 600 " ～ 700 " | 123,900 | 8,700 | 51,600 | 34,000 | 8,600 | 10,900 | 10,100 |
| 700 " ～ 800 " | 78,550 | 6,300 | 29,450 | 23,050 | 8,250 | 6,650 | 4,850 |
| 800 " ～ 900 " | 53,050 | 5,700 | 21,300 | 13,750 | 4,450 | 3,550 | 4,300 |
| 900 " ～ 1000 " | 39,250 | 4,100 | 14,200 | 10,350 | 4,300 | 2,350 | 3,950 |
| 1000 " ～ 1500 " | 113,950 | 12,150 | 38,300 | 35,100 | 11,600 | 10,100 | 6,700 |
| 1500 " ～ | 97,150 | 8,100 | 28,800 | 19,950 | 18,350 | 13,300 | 8,650 |
| 不詳 | 1,023,800 | 4,900 | 56,100 | 137,250 | 14,200 | 135,100 | 676,250 |

第3表-1-2 世帯の所得階級別、世帯主の職業別世帯数 — 全世界帯 —
(再掲) 2割軽減世帯

| 所得階級別 | 総数 | 農林水産業 | その他の 自営業 | 被用者 | その他 | 無職 | 不詳 |
|-----------------|-----------|--------|-------------|---------|--------|-----------|---------|
| 総数 | 2,052,650 | 43,900 | 265,500 | 509,100 | 65,550 | 1,028,600 | 140,000 |
| 所得なし | 278,000 | 4,400 | 13,700 | 24,700 | 6,350 | 210,650 | 18,200 |
| ～ 30万円未満 | 48,200 | 1,500 | 4,400 | 5,650 | 850 | 31,400 | 4,400 |
| 30万円以上～ 40 " | 21,900 | 1,000 | 4,300 | 1,500 | 850 | 12,200 | 2,050 |
| 40 " ～ 50 " | 16,300 | 650 | 2,850 | 1,800 | 500 | 8,700 | 1,800 |
| 50 " ～ 60 " | 20,250 | 1,450 | 6,950 | 2,250 | 950 | 7,700 | 950 |
| 60 " ～ 70 " | 147,750 | 2,950 | 31,850 | 77,300 | 7,000 | 21,100 | 7,550 |
| 70 " ～ 80 " | 178,650 | 2,100 | 33,950 | 75,200 | 7,150 | 48,300 | 11,950 |
| 80 " ～ 90 " | 119,150 | 2,600 | 12,600 | 27,100 | 4,600 | 64,100 | 8,150 |
| 90 " ～ 100 " | 108,500 | 2,800 | 17,650 | 27,500 | 3,900 | 49,200 | 7,450 |
| 100 " ～ 110 " | 172,000 | 4,100 | 17,950 | 37,550 | 6,000 | 93,350 | 13,050 |
| 110 " ～ 120 " | 205,300 | 4,850 | 17,500 | 42,200 | 9,100 | 117,500 | 14,150 |
| 120 " ～ 130 " | 212,200 | 3,450 | 19,100 | 51,350 | 6,050 | 120,150 | 12,100 |
| 130 " ～ 140 " | 165,400 | 2,250 | 10,400 | 27,950 | 3,500 | 110,300 | 11,000 |
| 140 " ～ 150 " | 103,850 | 2,150 | 8,600 | 16,900 | 3,350 | 64,900 | 7,950 |
| 150 " ～ 160 " | 51,450 | 1,400 | 9,200 | 15,450 | 1,100 | 19,350 | 4,950 |
| 160 " ～ 170 " | 38,950 | 1,050 | 9,800 | 15,150 | 850 | 9,250 | 2,850 |
| 170 " ～ 180 " | 35,000 | 950 | 8,050 | 13,650 | 1,100 | 8,750 | 2,500 |
| 180 " ～ 190 " | 21,200 | 500 | 5,600 | 5,550 | 450 | 7,550 | 1,550 |
| 190 " ～ 200 " | 16,350 | 600 | 3,250 | 7,050 | 50 | 3,650 | 1,750 |
| 200 " ～ 210 " | 12,600 | 300 | 5,100 | 4,200 | 50 | 2,300 | 650 |
| 210 " ～ 220 " | 11,150 | 700 | 3,750 | 4,900 | 50 | 1,050 | 700 |
| 220 " ～ 230 " | 11,400 | 350 | 3,050 | 5,400 | 350 | 1,600 | 650 |
| 230 " ～ 240 " | 4,600 | 150 | 1,200 | 2,000 | 250 | 750 | 250 |
| 240 " ～ 250 " | 5,500 | 100 | 1,250 | 1,650 | 100 | 2,200 | 200 |
| 250 " ～ 260 " | 3,650 | 50 | 700 | 1,850 | 50 | 700 | 300 |
| 260 " ～ 270 " | 3,650 | 250 | 1,450 | 1,550 | 50 | 200 | 150 |
| 270 " ～ 280 " | 2,550 | - | 800 | 1,000 | 50 | 250 | 450 |
| 280 " ～ 290 " | 1,250 | 50 | 200 | 800 | - | 150 | 50 |
| 290 " ～ 300 " | 1,600 | 200 | 500 | 450 | - | 100 | 350 |
| 300 " ～ 350 " | 3,450 | 250 | 800 | 1,050 | 50 | 850 | 450 |
| 350 " ～ 400 " | 1,650 | 100 | 200 | 150 | 100 | 900 | 200 |
| 400 " ～ 450 " | 900 | - | 450 | 400 | - | - | 50 |
| 450 " ～ 500 " | 300 | - | - | 100 | - | 100 | 100 |
| 500 " ～ 600 " | 50 | - | - | 50 | - | - | - |
| 600 " ～ 700 " | 50 | - | - | - | - | - | 50 |
| 700 " ～ 800 " | - | - | - | - | - | - | - |
| 800 " ～ 900 " | - | - | - | - | - | - | - |
| 900 " ～ 1000 " | - | - | - | - | - | - | - |
| 1000 " ～ 1500 " | - | - | - | - | - | - | - |
| 1500 " ～ | - | - | - | - | - | - | - |
| 不詳 | 27,900 | 650 | 8,350 | 7,750 | 750 | 9,350 | 1,050 |

第3表-1-3 世帯の所得階級別、世帯主の職業別世帯数 — 全世界帯 —
(再掲) 5割軽減世帯

| 所得階級別 | 総数 | 農林水産業 | その他の 自営業 | 被用者 | その他 | 無職 | 不詳 |
|-----------------|-----------|--------|-------------|---------|--------|-----------|---------|
| 総数 | 2,466,850 | 53,850 | 300,700 | 689,500 | 85,850 | 1,160,150 | 176,800 |
| 所得なし | 300,500 | 8,950 | 20,750 | 23,200 | 8,050 | 217,350 | 22,200 |
| ～ 30万円未満 | 75,750 | 3,150 | 12,050 | 7,350 | 1,750 | 46,300 | 5,150 |
| 30万円以上～ 40 " | 252,550 | 6,400 | 46,350 | 119,700 | 12,700 | 49,600 | 17,800 |
| 40 " ～ 50 " | 312,700 | 7,200 | 51,100 | 145,700 | 14,600 | 74,100 | 20,000 |
| 50 " ～ 60 " | 420,950 | 7,900 | 54,750 | 155,050 | 15,350 | 160,800 | 27,100 |
| 60 " ～ 70 " | 263,400 | 5,550 | 23,900 | 54,200 | 7,800 | 149,850 | 22,100 |
| 70 " ～ 80 " | 238,200 | 4,500 | 24,150 | 46,050 | 7,200 | 137,450 | 18,850 |
| 80 " ～ 90 " | 208,350 | 3,250 | 20,800 | 44,300 | 7,750 | 119,450 | 12,800 |
| 90 " ～ 100 " | 168,350 | 1,850 | 12,850 | 21,400 | 5,600 | 113,650 | 13,000 |
| 100 " ～ 110 " | 89,100 | 1,950 | 9,750 | 24,100 | 1,650 | 44,450 | 7,200 |
| 110 " ～ 120 " | 34,250 | 700 | 4,450 | 10,150 | 500 | 15,600 | 2,850 |
| 120 " ～ 130 " | 25,600 | 800 | 4,050 | 8,000 | 950 | 10,000 | 1,800 |
| 130 " ～ 140 " | 12,200 | 400 | 3,550 | 4,250 | 450 | 2,700 | 850 |
| 140 " ～ 150 " | 7,350 | 300 | 2,400 | 2,400 | 150 | 1,750 | 350 |
| 150 " ～ 160 " | 4,050 | - | 1,650 | 1,400 | 50 | 700 | 250 |
| 160 " ～ 170 " | 3,800 | 50 | 900 | 850 | 200 | 1,150 | 650 |
| 170 " ～ 180 " | 2,950 | 200 | 200 | 1,550 | - | 850 | 150 |
| 180 " ～ 190 " | 2,300 | 50 | 350 | 900 | 50 | 400 | 550 |
| 190 " ～ 200 " | 1,350 | 100 | 350 | 650 | - | 200 | 50 |
| 200 " ～ 210 " | 1,200 | - | 150 | 500 | - | 300 | 250 |
| 210 " ～ 220 " | 1,100 | - | 250 | 500 | - | 200 | 150 |
| 220 " ～ 230 " | 700 | - | 150 | 450 | - | 100 | - |
| 230 " ～ 240 " | 700 | - | 150 | 450 | 50 | 50 | - |
| 240 " ～ 250 " | 500 | - | - | 200 | 50 | 100 | 150 |
| 250 " ～ 260 " | 1,050 | - | - | 750 | - | 300 | - |
| 260 " ～ 270 " | 750 | - | - | 200 | - | 500 | 50 |
| 270 " ～ 280 " | 600 | - | 100 | 300 | - | 200 | - |
| 280 " ～ 290 " | 250 | - | 100 | 100 | - | - | 50 |
| 290 " ～ 300 " | 300 | - | - | 250 | 50 | - | - |
| 300 " ～ 350 " | 1,450 | - | 150 | 650 | - | 450 | 200 |
| 350 " ～ 400 " | 300 | 50 | - | 100 | - | 100 | 50 |
| 400 " ～ 450 " | - | - | - | - | - | - | - |
| 450 " ～ 500 " | 50 | - | 50 | - | - | - | - |
| 500 " ～ 600 " | 150 | 50 | - | - | 50 | - | 50 |
| 600 " ～ 700 " | - | - | - | - | - | - | - |
| 700 " ～ 800 " | - | - | - | - | - | - | - |
| 800 " ～ 900 " | - | - | - | - | - | - | - |
| 900 " ～ 1000 " | - | - | - | - | - | - | - |
| 1000 " ～ 1500 " | - | - | - | - | - | - | - |
| 1500 " ～ | - | - | - | - | - | - | - |
| 不詳 | 34,050 | 450 | 5,250 | 13,850 | 850 | 11,500 | 2,150 |

第3表-1-4 世帯の所得階級別、世帯主の職業別世帯数 - 全世界帯 -
(再掲) 7割軽減世帯

| 所得階級別 | 総数 | 農林水産業 | その他の 自営業 | 被用者 | その他 | 無職 | 不詳 |
|-----------------|-----------|--------|-------------|---------|---------|-----------|---------|
| 総数 | 5,491,350 | 56,550 | 257,550 | 953,300 | 173,050 | 3,468,700 | 582,200 |
| 所得なし | 3,829,100 | 24,150 | 98,700 | 378,400 | 97,700 | 2,775,600 | 454,550 |
| ～ 30万円未満 | 1,173,450 | 24,950 | 124,850 | 431,300 | 55,450 | 450,450 | 86,450 |
| 30万円以上～ 40 " | 275,550 | 4,700 | 22,850 | 96,750 | 13,650 | 118,350 | 19,250 |
| 40 " ～ 50 " | 104,950 | 1,500 | 2,000 | 9,500 | 3,250 | 81,500 | 7,200 |
| 50 " ～ 60 " | 9,350 | - | 1,650 | 2,250 | 600 | 3,700 | 1,150 |
| 60 " ～ 70 " | 2,950 | 100 | 350 | 950 | 100 | 1,150 | 300 |
| 70 " ～ 80 " | 3,500 | - | 550 | 1,850 | - | 550 | 550 |
| 80 " ～ 90 " | 2,350 | 150 | 200 | 1,000 | - | 900 | 100 |
| 90 " ～ 100 " | 3,000 | 50 | 850 | 950 | - | 850 | 300 |
| 100 " ～ 110 " | 2,700 | - | - | 2,000 | - | 600 | 100 |
| 110 " ～ 120 " | 2,350 | - | 100 | 1,150 | - | 550 | 550 |
| 120 " ～ 130 " | 3,250 | 150 | 200 | 1,550 | - | 1,100 | 250 |
| 130 " ～ 140 " | 2,400 | - | 500 | 1,000 | - | 500 | 400 |
| 140 " ～ 150 " | 2,500 | 100 | 450 | 800 | 100 | 700 | 350 |
| 150 " ～ 160 " | 3,700 | 100 | 300 | 1,250 | - | 1,100 | 950 |
| 160 " ～ 170 " | 500 | - | 50 | 450 | - | - | - |
| 170 " ～ 180 " | 800 | 200 | - | 500 | - | 50 | 50 |
| 180 " ～ 190 " | 1,600 | 50 | 200 | 900 | - | 350 | 100 |
| 190 " ～ 200 " | 2,050 | 100 | 50 | 1,450 | - | 250 | 200 |
| 200 " ～ 210 " | 800 | 100 | - | 600 | - | 100 | - |
| 210 " ～ 220 " | 1,650 | - | 150 | 650 | - | 300 | 550 |
| 220 " ～ 230 " | 1,450 | - | 100 | 850 | - | 100 | 400 |
| 230 " ～ 240 " | 1,150 | - | - | 1,100 | - | - | 50 |
| 240 " ～ 250 " | 350 | - | - | 250 | 100 | - | - |
| 250 " ～ 260 " | 950 | 50 | - | 600 | - | 150 | 150 |
| 260 " ～ 270 " | 500 | - | 200 | 250 | - | - | 50 |
| 270 " ～ 280 " | 750 | - | 100 | 650 | - | - | - |
| 280 " ～ 290 " | 750 | 50 | - | 650 | - | 50 | - |
| 290 " ～ 300 " | 550 | - | - | 400 | - | 150 | - |
| 300 " ～ 350 " | 2,850 | - | 150 | 1,300 | 50 | 900 | 450 |
| 350 " ～ 400 " | 1,350 | - | - | 800 | - | 500 | 50 |
| 400 " ～ 450 " | 850 | - | 50 | 750 | - | - | 50 |
| 450 " ～ 500 " | 350 | - | - | 250 | - | 100 | - |
| 500 " ～ 600 " | 150 | - | - | 150 | - | - | - |
| 600 " ～ 700 " | 300 | - | - | 200 | - | - | 100 |
| 700 " ～ 800 " | - | - | - | - | - | - | - |
| 800 " ～ 900 " | 300 | - | - | 250 | - | - | 50 |
| 900 " ～ 1000 " | 50 | - | 50 | - | - | - | - |
| 1000 " ～ 1500 " | 100 | - | - | 100 | - | - | - |
| 1500 " ～ | 200 | - | - | - | - | 200 | - |
| 不詳 | 49,900 | 50 | 2,900 | 9,500 | 2,050 | 27,900 | 7,500 |

第3表—2 世帯の所得階級別、世帯主の職業別世帯数 —一般世帯—

| 所得階級別 | 総数 | 農林水産業 | その他の 自営業 | 被用者 | その他 | 無職 | 不詳 |
|----------------|------------|---------|-------------|-----------|---------|-----------|-----------|
| 総数 | 18,331,950 | 361,100 | 2,256,350 | 5,348,600 | 665,650 | 7,609,650 | 2,090,600 |
| 所得なし | 5,076,800 | 45,800 | 183,350 | 665,650 | 145,250 | 3,495,500 | 541,250 |
| ～30万円未満 | 1,428,800 | 35,750 | 154,400 | 512,900 | 63,650 | 557,750 | 104,350 |
| 30万円以上～40 " | 619,750 | 13,850 | 83,400 | 257,050 | 30,700 | 192,550 | 42,200 |
| 40 " ～50 " | 484,900 | 10,350 | 60,700 | 187,400 | 20,000 | 174,000 | 32,450 |
| 50 " ～60 " | 504,600 | 10,050 | 69,100 | 189,750 | 19,800 | 181,550 | 34,350 |
| 60 " ～70 " | 465,300 | 9,450 | 60,000 | 162,600 | 17,600 | 181,850 | 33,800 |
| 70 " ～80 " | 472,150 | 7,800 | 66,450 | 152,150 | 16,750 | 193,900 | 35,100 |
| 80 " ～90 " | 473,150 | 8,050 | 60,500 | 155,050 | 17,200 | 202,800 | 29,550 |
| 90 " ～100 " | 473,550 | 8,000 | 59,050 | 151,150 | 17,900 | 202,300 | 35,150 |
| 100 " ～110 " | 538,550 | 10,050 | 59,850 | 217,050 | 17,000 | 194,650 | 39,950 |
| 110 " ～120 " | 469,900 | 8,550 | 53,650 | 168,300 | 17,300 | 188,300 | 33,800 |
| 120 " ～130 " | 478,650 | 8,900 | 55,700 | 188,200 | 12,700 | 184,500 | 28,650 |
| 130 " ～140 " | 426,250 | 6,000 | 56,650 | 148,700 | 13,850 | 170,550 | 30,500 |
| 140 " ～150 " | 376,700 | 7,150 | 52,050 | 134,250 | 11,600 | 147,850 | 23,800 |
| 150 " ～160 " | 398,700 | 6,500 | 49,650 | 171,350 | 9,350 | 131,000 | 30,850 |
| 160 " ～170 " | 339,450 | 6,750 | 50,600 | 133,650 | 11,150 | 110,850 | 26,450 |
| 170 " ～180 " | 317,550 | 6,850 | 46,000 | 128,950 | 13,150 | 98,900 | 23,700 |
| 180 " ～190 " | 280,800 | 5,100 | 43,400 | 115,750 | 9,750 | 86,850 | 19,950 |
| 190 " ～200 " | 268,200 | 4,900 | 37,550 | 124,000 | 7,700 | 73,350 | 20,700 |
| 200 " ～210 " | 233,900 | 4,350 | 40,450 | 95,000 | 7,100 | 72,100 | 14,900 |
| 210 " ～220 " | 215,850 | 4,950 | 34,700 | 92,950 | 6,900 | 58,350 | 18,000 |
| 220 " ～230 " | 200,450 | 4,200 | 35,600 | 84,300 | 6,700 | 56,700 | 12,950 |
| 230 " ～240 " | 200,550 | 4,000 | 37,700 | 89,800 | 5,600 | 49,050 | 14,400 |
| 240 " ～250 " | 171,250 | 3,450 | 38,900 | 63,750 | 7,100 | 46,550 | 11,500 |
| 250 " ～260 " | 158,750 | 5,050 | 31,900 | 59,300 | 6,400 | 43,600 | 12,500 |
| 260 " ～270 " | 137,200 | 3,250 | 32,700 | 53,200 | 5,050 | 33,500 | 9,500 |
| 270 " ～280 " | 126,250 | 2,650 | 27,900 | 48,000 | 5,100 | 33,700 | 8,900 |
| 280 " ～290 " | 125,950 | 4,150 | 23,900 | 53,100 | 7,000 | 30,700 | 7,100 |
| 290 " ～300 " | 114,200 | 3,950 | 30,350 | 42,150 | 4,050 | 23,900 | 9,800 |
| 300 " ～350 " | 421,600 | 11,000 | 111,100 | 163,950 | 19,950 | 87,150 | 28,450 |
| 350 " ～400 " | 285,650 | 10,800 | 84,600 | 102,900 | 12,550 | 55,350 | 19,450 |
| 400 " ～450 " | 205,350 | 9,000 | 69,150 | 69,100 | 10,250 | 30,550 | 17,300 |
| 450 " ～500 " | 140,750 | 8,050 | 50,650 | 43,100 | 8,800 | 17,800 | 12,350 |
| 500 " ～600 " | 177,350 | 12,650 | 67,850 | 51,750 | 11,750 | 20,600 | 12,750 |
| 600 " ～700 " | 122,850 | 8,550 | 50,750 | 34,100 | 8,600 | 10,800 | 10,050 |
| 700 " ～800 " | 77,500 | 6,300 | 29,150 | 22,800 | 8,250 | 6,450 | 4,550 |
| 800 " ～900 " | 52,750 | 5,700 | 21,250 | 13,550 | 4,400 | 3,550 | 4,300 |
| 900 " ～1000 " | 39,200 | 4,100 | 14,000 | 10,750 | 4,150 | 2,350 | 3,850 |
| 1000 " ～1500 " | 112,100 | 12,150 | 37,600 | 34,400 | 11,200 | 10,100 | 6,650 |
| 1500 " ～ | 95,900 | 8,100 | 28,200 | 19,700 | 18,150 | 13,100 | 8,650 |
| 不詳 | 1,022,850 | 4,850 | 55,900 | 137,050 | 14,200 | 134,700 | 676,150 |

第3表—3 世帯の所得階級別、世帯主の職業別世帯数 —退職世帯—

| 所得階級別 | 総数 | 農林水産業 | その他の 自営業 | 被用者 | その他 | 無職 | 不詳 |
|---------------|---------|-------|-------------|--------|--------|---------|--------|
| 総数 | 296,900 | 8,850 | 32,100 | 70,650 | 12,750 | 149,700 | 22,850 |
| 所得なし | 58,000 | 1,200 | 5,100 | 7,300 | 2,000 | 38,850 | 3,550 |
| ～30万円未満 | 42,150 | 2,450 | 2,350 | 8,450 | 1,100 | 24,850 | 2,950 |
| 30万円以上～40万円 | 15,650 | 250 | 1,900 | 3,100 | 1,000 | 7,600 | 1,800 |
| 40万円～50万円 | 13,600 | 650 | 400 | 3,600 | 700 | 7,400 | 850 |
| 50万円～60万円 | 13,950 | 150 | 850 | 4,000 | 550 | 7,900 | 500 |
| 60万円～70万円 | 13,650 | 150 | 650 | 3,450 | 450 | 7,700 | 1,250 |
| 70万円～80万円 | 13,950 | 250 | 1,250 | 2,050 | 500 | 8,550 | 1,350 |
| 80万円～90万円 | 14,050 | 50 | 1,000 | 4,050 | 500 | 7,550 | 900 |
| 90万円～100万円 | 9,400 | 150 | 1,400 | 2,250 | 350 | 4,650 | 600 |
| 100万円～110万円 | 10,100 | 500 | 1,100 | 2,500 | 50 | 5,200 | 750 |
| 110万円～120万円 | 9,400 | 500 | 1,250 | 2,100 | 600 | 4,350 | 600 |
| 120万円～130万円 | 9,150 | 100 | 1,250 | 3,050 | 100 | 4,100 | 550 |
| 130万円～140万円 | 7,500 | 200 | 1,450 | 2,300 | 300 | 2,450 | 800 |
| 140万円～150万円 | 5,800 | 100 | 450 | 2,200 | 100 | 2,050 | 900 |
| 150万円～160万円 | 4,650 | - | 350 | 2,200 | 100 | 1,700 | 300 |
| 160万円～170万円 | 4,850 | - | 250 | 1,600 | 250 | 2,350 | 400 |
| 170万円～180万円 | 3,850 | - | 400 | 1,750 | 100 | 1,550 | 50 |
| 180万円～190万円 | 4,600 | 150 | 750 | 2,200 | 150 | 750 | 600 |
| 190万円～200万円 | 3,600 | 100 | 200 | 1,450 | 400 | 1,200 | 250 |
| 200万円～210万円 | 3,000 | 300 | 100 | 750 | 400 | 1,150 | 300 |
| 210万円～220万円 | 2,150 | 200 | 250 | 850 | - | 650 | 200 |
| 220万円～230万円 | 2,100 | 100 | 250 | 1,000 | 150 | 600 | - |
| 230万円～240万円 | 2,600 | 100 | 250 | 1,550 | 200 | 400 | 100 |
| 240万円～250万円 | 2,600 | - | 1,050 | 500 | 200 | 800 | 50 |
| 250万円～260万円 | 1,450 | - | 650 | 250 | 100 | 450 | - |
| 260万円～270万円 | 1,450 | 250 | - | 500 | - | 700 | - |
| 270万円～280万円 | 1,050 | - | 550 | 200 | 100 | 100 | 100 |
| 280万円～290万円 | 1,300 | - | 600 | 400 | - | 200 | 100 |
| 290万円～300万円 | 1,000 | 200 | 350 | 50 | 100 | 150 | 150 |
| 300万円～350万円 | 5,250 | 50 | 1,650 | 1,600 | 400 | 1,200 | 350 |
| 350万円～400万円 | 3,050 | 250 | 1,050 | 900 | 100 | 250 | 500 |
| 400万円～450万円 | 1,750 | 100 | 350 | 900 | 150 | 200 | 50 |
| 450万円～500万円 | 850 | 100 | 100 | 100 | 400 | - | 150 |
| 500万円～600万円 | 1,850 | 100 | 500 | 400 | 350 | 100 | 400 |
| 600万円～700万円 | 350 | 100 | 100 | - | - | - | 150 |
| 700万円～800万円 | 900 | - | 400 | 100 | - | 200 | 200 |
| 800万円～900万円 | 650 | - | 100 | 300 | 250 | - | - |
| 900万円～1000万円 | 50 | - | - | - | 50 | - | - |
| 1000万円～1500万円 | 900 | - | 650 | - | 200 | - | 50 |
| 1500万円～ | 1,100 | - | 450 | 250 | 200 | 200 | - |
| 不詳 | 3,600 | 50 | 350 | 450 | 100 | 1,600 | 1,050 |

第3表-4-1 世帯の所得階級別、世帯主の職業別世帯数 - 全世界帯 - < 擬制世帯を除く >

| 所得階級別 | 総数 | 農林水産業 | その他の 自営業 | 被用者 | その他 | 無職 | 不詳 |
|-----------------|------------|---------|-------------|-----------|---------|-----------|-----------|
| 総数 | 14,961,500 | 303,600 | 2,050,850 | 4,292,050 | 544,350 | 5,947,600 | 1,823,050 |
| 所得なし | 3,405,500 | 15,750 | 86,350 | 368,900 | 84,650 | 2,432,600 | 417,250 |
| ～ 30万円未満 | 1,129,050 | 25,400 | 134,250 | 434,050 | 54,250 | 401,150 | 79,950 |
| 30万円以上～ 40 " | 502,600 | 11,250 | 70,900 | 214,400 | 25,300 | 145,150 | 35,600 |
| 40 " ～ 50 " | 403,700 | 8,700 | 55,100 | 155,000 | 17,600 | 140,600 | 26,700 |
| 50 " ～ 60 " | 424,350 | 8,900 | 62,500 | 158,550 | 16,600 | 150,500 | 27,300 |
| 60 " ～ 70 " | 397,100 | 8,350 | 56,450 | 131,450 | 14,000 | 157,900 | 28,950 |
| 70 " ～ 80 " | 412,950 | 6,750 | 62,050 | 123,450 | 14,300 | 175,650 | 30,750 |
| 80 " ～ 90 " | 421,650 | 7,300 | 58,050 | 127,750 | 16,100 | 186,800 | 25,650 |
| 90 " ～ 100 " | 411,950 | 6,800 | 56,200 | 120,400 | 16,800 | 182,700 | 29,050 |
| 100 " ～ 110 " | 464,550 | 8,850 | 54,950 | 174,700 | 15,200 | 177,350 | 33,500 |
| 110 " ～ 120 " | 412,800 | 8,400 | 51,850 | 135,450 | 15,950 | 171,400 | 29,750 |
| 120 " ～ 130 " | 417,250 | 8,100 | 53,150 | 154,950 | 10,900 | 166,400 | 23,750 |
| 130 " ～ 140 " | 370,900 | 5,750 | 53,200 | 121,650 | 12,200 | 152,100 | 26,000 |
| 140 " ～ 150 " | 334,350 | 6,750 | 50,000 | 108,950 | 10,200 | 137,650 | 20,800 |
| 150 " ～ 160 " | 345,300 | 6,250 | 45,150 | 141,950 | 8,050 | 116,250 | 27,650 |
| 160 " ～ 170 " | 302,250 | 6,250 | 49,200 | 111,250 | 10,400 | 102,600 | 22,550 |
| 170 " ～ 180 " | 280,050 | 6,350 | 44,850 | 105,550 | 12,550 | 90,500 | 20,250 |
| 180 " ～ 190 " | 253,700 | 4,850 | 42,100 | 98,550 | 9,150 | 80,700 | 18,350 |
| 190 " ～ 200 " | 239,450 | 4,450 | 34,700 | 108,000 | 6,600 | 67,100 | 18,600 |
| 200 " ～ 210 " | 210,500 | 4,300 | 38,300 | 80,950 | 6,450 | 67,150 | 13,350 |
| 210 " ～ 220 " | 197,350 | 5,000 | 33,300 | 83,100 | 6,350 | 52,650 | 16,950 |
| 220 " ～ 230 " | 182,950 | 4,200 | 34,850 | 75,350 | 6,650 | 50,250 | 11,650 |
| 230 " ～ 240 " | 185,300 | 3,950 | 36,500 | 80,550 | 4,700 | 45,950 | 13,650 |
| 240 " ～ 250 " | 159,550 | 3,050 | 38,550 | 57,550 | 6,850 | 43,700 | 9,850 |
| 250 " ～ 260 " | 144,200 | 5,050 | 30,450 | 52,150 | 6,500 | 38,800 | 11,250 |
| 260 " ～ 270 " | 127,750 | 3,150 | 31,100 | 49,700 | 4,400 | 31,500 | 7,900 |
| 270 " ～ 280 " | 115,550 | 2,250 | 27,150 | 43,100 | 4,050 | 30,400 | 8,600 |
| 280 " ～ 290 " | 116,850 | 4,250 | 24,250 | 46,900 | 6,750 | 27,650 | 7,050 |
| 290 " ～ 300 " | 105,800 | 3,600 | 29,500 | 38,350 | 4,050 | 20,950 | 9,350 |
| 300 " ～ 350 " | 391,600 | 11,050 | 109,850 | 147,100 | 18,550 | 79,750 | 25,300 |
| 350 " ～ 400 " | 263,150 | 11,000 | 82,850 | 93,950 | 10,500 | 47,150 | 17,700 |
| 400 " ～ 450 " | 191,150 | 9,000 | 68,150 | 62,050 | 9,500 | 26,350 | 16,100 |
| 450 " ～ 500 " | 130,700 | 8,000 | 49,050 | 39,250 | 8,250 | 14,150 | 12,000 |
| 500 " ～ 600 " | 162,600 | 12,400 | 65,700 | 46,200 | 11,000 | 15,500 | 11,800 |
| 600 " ～ 700 " | 114,250 | 8,450 | 50,500 | 30,150 | 8,400 | 8,100 | 8,650 |
| 700 " ～ 800 " | 71,600 | 6,150 | 29,300 | 20,700 | 7,100 | 4,150 | 4,200 |
| 800 " ～ 900 " | 48,000 | 5,600 | 20,800 | 11,100 | 4,250 | 2,300 | 3,950 |
| 900 " ～ 1000 " | 36,800 | 4,100 | 14,200 | 9,400 | 3,800 | 1,650 | 3,650 |
| 1000 " ～ 1500 " | 102,000 | 12,000 | 36,950 | 29,450 | 9,950 | 7,250 | 6,400 |
| 1500 " ～ | 89,300 | 8,000 | 27,850 | 17,200 | 16,850 | 11,300 | 8,100 |
| 不詳 | 885,100 | 3,850 | 50,700 | 82,850 | 8,650 | 85,850 | 653,200 |

第3表-4-2 世帯の所得階級別、世帯主の職業別世帯数 —全世帯— <擬制世帯を除く>
(再掲) 2割軽減世帯

| 所得階級別 | 総数 | 農林水産業 | その他の 自営業 | 被用者 | その他 | 無職 | 不詳 |
|-----------------|-----------|--------|-------------|---------|--------|---------|---------|
| 総数 | 1,629,500 | 35,700 | 242,650 | 471,700 | 55,300 | 715,150 | 109,000 |
| 所得なし | 6,900 | 100 | 900 | 2,150 | 100 | 3,100 | 550 |
| ～ 30万円未満 | 4,300 | 300 | 2,400 | 600 | 100 | 650 | 250 |
| 30万円以上～ 40 " | 8,750 | 650 | 2,950 | 800 | 700 | 2,550 | 1,100 |
| 40 " ～ 50 " | 4,500 | 550 | 1,700 | 450 | 150 | 800 | 850 |
| 50 " ～ 60 " | 10,550 | 1,000 | 6,150 | 600 | 700 | 1,600 | 500 |
| 60 " ～ 70 " | 137,600 | 2,550 | 31,300 | 76,600 | 6,450 | 13,800 | 6,900 |
| 70 " ～ 80 " | 170,850 | 2,050 | 33,250 | 74,200 | 7,000 | 42,900 | 11,450 |
| 80 " ～ 90 " | 113,300 | 2,450 | 12,550 | 26,800 | 4,600 | 59,400 | 7,500 |
| 90 " ～ 100 " | 101,200 | 2,450 | 17,350 | 27,050 | 3,750 | 44,400 | 6,200 |
| 100 " ～ 110 " | 164,700 | 3,900 | 17,600 | 37,000 | 5,950 | 88,050 | 12,200 |
| 110 " ～ 120 " | 198,450 | 4,850 | 17,100 | 41,700 | 8,950 | 112,250 | 13,600 |
| 120 " ～ 130 " | 206,600 | 3,300 | 18,900 | 50,500 | 5,850 | 116,300 | 11,750 |
| 130 " ～ 140 " | 160,900 | 2,150 | 9,800 | 27,850 | 2,950 | 107,200 | 10,950 |
| 140 " ～ 150 " | 101,800 | 2,100 | 8,600 | 16,800 | 3,300 | 63,450 | 7,550 |
| 150 " ～ 160 " | 47,800 | 1,400 | 8,800 | 14,750 | 750 | 17,300 | 4,800 |
| 160 " ～ 170 " | 37,350 | 950 | 9,550 | 15,150 | 850 | 8,350 | 2,500 |
| 170 " ～ 180 " | 33,950 | 850 | 7,950 | 13,600 | 1,100 | 8,050 | 2,400 |
| 180 " ～ 190 " | 21,000 | 500 | 5,500 | 5,550 | 450 | 7,450 | 1,550 |
| 190 " ～ 200 " | 15,700 | 600 | 3,250 | 7,050 | 50 | 3,350 | 1,400 |
| 200 " ～ 210 " | 11,650 | 300 | 4,700 | 4,100 | 50 | 1,850 | 650 |
| 210 " ～ 220 " | 10,650 | 700 | 3,750 | 4,900 | - | 750 | 550 |
| 220 " ～ 230 " | 10,650 | 350 | 3,050 | 5,300 | 350 | 1,050 | 550 |
| 230 " ～ 240 " | 4,350 | 150 | 1,100 | 2,000 | 250 | 600 | 250 |
| 240 " ～ 250 " | 5,450 | 100 | 1,250 | 1,650 | 100 | 2,200 | 150 |
| 250 " ～ 260 " | 3,400 | 50 | 650 | 1,850 | 50 | 500 | 300 |
| 260 " ～ 270 " | 3,450 | 250 | 1,450 | 1,550 | 50 | - | 150 |
| 270 " ～ 280 " | 2,350 | - | 800 | 1,000 | - | 100 | 450 |
| 280 " ～ 290 " | 1,100 | 50 | 200 | 800 | - | - | 50 |
| 290 " ～ 300 " | 1,500 | 200 | 500 | 450 | - | - | 350 |
| 300 " ～ 350 " | 2,900 | 250 | 700 | 950 | 50 | 600 | 350 |
| 350 " ～ 400 " | 1,150 | 100 | 200 | 150 | 100 | 400 | 200 |
| 400 " ～ 450 " | 900 | - | 450 | 400 | - | - | 50 |
| 450 " ～ 500 " | 300 | - | - | 100 | - | 100 | 100 |
| 500 " ～ 600 " | 50 | - | - | 50 | - | - | - |
| 600 " ～ 700 " | 50 | - | - | - | - | - | 50 |
| 700 " ～ 800 " | - | - | - | - | - | - | - |
| 800 " ～ 900 " | - | - | - | - | - | - | - |
| 900 " ～ 1000 " | - | - | - | - | - | - | - |
| 1000 " ～ 1500 " | - | - | - | - | - | - | - |
| 1500 " ～ | - | - | - | - | - | - | - |
| 不詳 | 23,400 | 500 | 8,250 | 7,250 | 550 | 6,050 | 800 |

第3表-4-3 世帯の所得階級別、世帯主の職業別世帯数 - 全世界帯 - < 擬制世帯を除く >
(再掲) 5割軽減世帯

| 所得階級別 | 総数 | 農林水産業 | その他の 自営業 | 被用者 | その他 | 無職 | 不詳 |
|-----------------|-----------|--------|-------------|---------|--------|---------|---------|
| 総数 | 2,015,400 | 40,100 | 273,150 | 654,600 | 73,750 | 830,350 | 143,450 |
| 所得なし | 13,600 | 400 | 3,200 | 1,400 | 500 | 5,750 | 2,350 |
| ～ 30万円未満 | 19,700 | 950 | 8,000 | 3,000 | 950 | 5,300 | 1,500 |
| 30万円以上～ 40 " | 226,650 | 5,800 | 44,250 | 116,950 | 11,550 | 32,400 | 15,700 |
| 40 " ～ 50 " | 292,750 | 6,400 | 50,350 | 144,250 | 14,150 | 59,350 | 18,250 |
| 50 " ～ 60 " | 401,200 | 7,550 | 53,700 | 154,400 | 14,800 | 145,250 | 25,500 |
| 60 " ～ 70 " | 251,600 | 5,400 | 23,000 | 53,400 | 7,450 | 141,200 | 21,150 |
| 70 " ～ 80 " | 228,450 | 4,050 | 23,700 | 45,550 | 7,000 | 130,500 | 17,650 |
| 80 " ～ 90 " | 202,900 | 3,200 | 20,700 | 43,550 | 7,700 | 115,750 | 12,000 |
| 90 " ～ 100 " | 164,800 | 1,800 | 12,800 | 21,200 | 5,450 | 110,800 | 12,750 |
| 100 " ～ 110 " | 86,150 | 1,800 | 9,600 | 23,700 | 1,450 | 42,800 | 6,800 |
| 110 " ～ 120 " | 33,100 | 700 | 4,450 | 10,050 | 350 | 14,800 | 2,750 |
| 120 " ～ 130 " | 24,650 | 650 | 3,900 | 8,000 | 950 | 9,400 | 1,750 |
| 130 " ～ 140 " | 11,500 | 400 | 3,500 | 4,250 | 450 | 2,050 | 850 |
| 140 " ～ 150 " | 7,250 | 300 | 2,400 | 2,400 | 150 | 1,750 | 250 |
| 150 " ～ 160 " | 3,800 | - | 1,650 | 1,400 | 50 | 450 | 250 |
| 160 " ～ 170 " | 3,800 | 50 | 900 | 850 | 200 | 1,150 | 650 |
| 170 " ～ 180 " | 2,700 | 200 | 200 | 1,450 | - | 700 | 150 |
| 180 " ～ 190 " | 2,250 | 50 | 350 | 900 | 50 | 350 | 550 |
| 190 " ～ 200 " | 1,200 | 50 | 300 | 650 | - | 150 | 50 |
| 200 " ～ 210 " | 900 | - | 150 | 350 | - | 150 | 250 |
| 210 " ～ 220 " | 1,000 | - | 250 | 500 | - | 200 | 50 |
| 220 " ～ 230 " | 400 | - | 150 | 250 | - | - | - |
| 230 " ～ 240 " | 700 | - | 150 | 450 | 50 | 50 | - |
| 240 " ～ 250 " | 500 | - | - | 200 | 50 | 100 | 150 |
| 250 " ～ 260 " | 850 | - | - | 750 | - | 100 | - |
| 260 " ～ 270 " | 700 | - | - | 200 | - | 500 | - |
| 270 " ～ 280 " | 600 | - | 100 | 300 | - | 200 | - |
| 280 " ～ 290 " | 250 | - | 100 | 100 | - | - | 50 |
| 290 " ～ 300 " | 250 | - | - | 250 | - | - | - |
| 300 " ～ 350 " | 1,250 | - | 100 | 650 | - | 300 | 200 |
| 350 " ～ 400 " | 300 | 50 | - | 100 | - | 100 | 50 |
| 400 " ～ 450 " | - | - | - | - | - | - | - |
| 450 " ～ 500 " | 50 | - | 50 | - | - | - | - |
| 500 " ～ 600 " | 100 | - | - | - | 50 | - | 50 |
| 600 " ～ 700 " | - | - | - | - | - | - | - |
| 700 " ～ 800 " | - | - | - | - | - | - | - |
| 800 " ～ 900 " | - | - | - | - | - | - | - |
| 900 " ～ 1000 " | - | - | - | - | - | - | - |
| 1000 " ～ 1500 " | - | - | - | - | - | - | - |
| 1500 " ～ | - | - | - | - | - | - | - |
| 不詳 | 29,500 | 300 | 5,150 | 13,150 | 400 | 8,750 | 1,750 |

第3表-4-4 世帯の所得階級別、世帯主の職業別世帯数 - 全世界帯 - < 擬制世帯を除く >
(再掲) 7割軽減世帯

| 所得階級別 | 総数 | 農林水産業 | その他の 自営業 | 被用者 | その他 | 無職 | 不詳 |
|-----------------|-----------|--------|-------------|---------|---------|-----------|---------|
| 総数 | 4,927,600 | 46,100 | 235,200 | 932,100 | 154,900 | 3,030,400 | 528,900 |
| 所得なし | 3,370,950 | 14,950 | 81,000 | 362,250 | 83,600 | 2,417,000 | 412,150 |
| ～ 30万円未満 | 1,097,750 | 23,950 | 121,900 | 428,500 | 52,700 | 392,900 | 77,800 |
| 30万円以上～ 40 " | 264,150 | 4,600 | 22,450 | 95,850 | 13,050 | 109,650 | 18,550 |
| 40 " ～ 50 " | 102,750 | 1,400 | 1,900 | 9,350 | 3,250 | 79,700 | 7,150 |
| 50 " ～ 60 " | 8,250 | - | 1,450 | 2,050 | 550 | 3,100 | 1,100 |
| 60 " ～ 70 " | 2,550 | 100 | 100 | 800 | 100 | 1,150 | 300 |
| 70 " ～ 80 " | 3,350 | - | 550 | 1,850 | - | 400 | 550 |
| 80 " ～ 90 " | 2,200 | 100 | 200 | 1,000 | - | 800 | 100 |
| 90 " ～ 100 " | 2,400 | 50 | 750 | 800 | - | 500 | 300 |
| 100 " ～ 110 " | 2,650 | - | - | 2,000 | - | 550 | 100 |
| 110 " ～ 120 " | 2,100 | - | 100 | 1,100 | - | 350 | 550 |
| 120 " ～ 130 " | 3,000 | 150 | 200 | 1,550 | - | 850 | 250 |
| 130 " ～ 140 " | 2,150 | - | 500 | 1,000 | - | 250 | 400 |
| 140 " ～ 150 " | 2,200 | 100 | 350 | 800 | 100 | 700 | 150 |
| 150 " ～ 160 " | 3,200 | 100 | 250 | 1,050 | - | 850 | 950 |
| 160 " ～ 170 " | 450 | - | 50 | 400 | - | - | - |
| 170 " ～ 180 " | 800 | 200 | - | 500 | - | 50 | 50 |
| 180 " ～ 190 " | 1,600 | 50 | 200 | 900 | - | 350 | 100 |
| 190 " ～ 200 " | 2,050 | 100 | 50 | 1,450 | - | 250 | 200 |
| 200 " ～ 210 " | 800 | 100 | - | 600 | - | 100 | - |
| 210 " ～ 220 " | 1,150 | - | 150 | 650 | - | 300 | 50 |
| 220 " ～ 230 " | 1,450 | - | 100 | 850 | - | 100 | 400 |
| 230 " ～ 240 " | 1,150 | - | - | 1,100 | - | - | 50 |
| 240 " ～ 250 " | 350 | - | - | 250 | 100 | - | - |
| 250 " ～ 260 " | 950 | 50 | - | 600 | - | 150 | 150 |
| 260 " ～ 270 " | 500 | - | 200 | 250 | - | - | 50 |
| 270 " ～ 280 " | 750 | - | 100 | 650 | - | - | - |
| 280 " ～ 290 " | 750 | 50 | - | 650 | - | 50 | - |
| 290 " ～ 300 " | 550 | - | - | 400 | - | 150 | - |
| 300 " ～ 350 " | 2,500 | - | 150 | 1,300 | 50 | 550 | 450 |
| 350 " ～ 400 " | 1,000 | - | - | 600 | - | 350 | 50 |
| 400 " ～ 450 " | 800 | - | - | 750 | - | - | 50 |
| 450 " ～ 500 " | 350 | - | - | 250 | - | 100 | - |
| 500 " ～ 600 " | 150 | - | - | 150 | - | - | - |
| 600 " ～ 700 " | 300 | - | - | 200 | - | - | 100 |
| 700 " ～ 800 " | - | - | - | - | - | - | - |
| 800 " ～ 900 " | 300 | - | - | 250 | - | - | 50 |
| 900 " ～ 1000 " | 50 | - | 50 | - | - | - | - |
| 1000 " ～ 1500 " | 100 | - | - | 100 | - | - | - |
| 1500 " ～ | 200 | - | - | - | - | 200 | - |
| 不詳 | 38,900 | 50 | 2,450 | 9,300 | 1,400 | 18,950 | 6,750 |

第3表-5 世帯の所得階級別、世帯主の職業別世帯数 —一般世帯—〈擬制世帯を除く〉

| 所得階級別 | 総数 | 農林水産業 | その他の 自営業 | 被用者 | その他 | 無職 | 不詳 |
|-----------------|------------|---------|-------------|-----------|---------|-----------|-----------|
| 総数 | 14,799,700 | 300,950 | 2,035,250 | 4,250,950 | 537,250 | 5,862,650 | 1,812,650 |
| 所得なし | 3,400,550 | 16,250 | 87,450 | 371,900 | 85,100 | 2,421,850 | 418,000 |
| ～ 30万円未満 | 1,111,150 | 25,450 | 134,550 | 430,300 | 54,250 | 387,850 | 78,750 |
| 30万円以上～ 40 " | 496,200 | 11,650 | 70,400 | 212,850 | 24,650 | 141,900 | 34,750 |
| 40 " ～ 50 " | 396,700 | 8,600 | 55,250 | 152,350 | 17,400 | 136,400 | 26,700 |
| 50 " ～ 60 " | 417,050 | 8,750 | 62,300 | 156,100 | 16,600 | 146,200 | 27,100 |
| 60 " ～ 70 " | 390,150 | 8,400 | 56,150 | 129,650 | 13,900 | 153,550 | 28,500 |
| 70 " ～ 80 " | 405,500 | 6,900 | 61,300 | 122,400 | 14,200 | 170,350 | 30,350 |
| 80 " ～ 90 " | 414,150 | 7,100 | 57,650 | 126,300 | 15,350 | 182,300 | 25,450 |
| 90 " ～ 100 " | 406,950 | 6,900 | 55,850 | 119,500 | 16,200 | 179,700 | 28,800 |
| 100 " ～ 110 " | 458,450 | 8,850 | 54,400 | 173,050 | 15,250 | 173,850 | 33,050 |
| 110 " ～ 120 " | 406,250 | 7,650 | 50,800 | 134,200 | 15,300 | 169,000 | 29,300 |
| 120 " ～ 130 " | 412,000 | 7,950 | 52,850 | 153,150 | 10,900 | 163,900 | 23,250 |
| 130 " ～ 140 " | 366,000 | 5,650 | 52,700 | 119,750 | 11,800 | 150,400 | 25,700 |
| 140 " ～ 150 " | 330,600 | 6,600 | 49,150 | 107,250 | 10,100 | 136,950 | 20,550 |
| 150 " ～ 160 " | 342,200 | 6,150 | 45,250 | 140,350 | 7,950 | 114,950 | 27,550 |
| 160 " ～ 170 " | 297,300 | 6,250 | 48,600 | 109,700 | 10,150 | 100,650 | 21,950 |
| 170 " ～ 180 " | 276,250 | 6,300 | 44,900 | 104,300 | 12,400 | 88,400 | 19,950 |
| 180 " ～ 190 " | 249,000 | 4,950 | 41,350 | 96,700 | 9,000 | 79,100 | 17,900 |
| 190 " ～ 200 " | 236,400 | 4,350 | 34,950 | 106,200 | 6,450 | 65,950 | 18,500 |
| 200 " ～ 210 " | 208,450 | 4,200 | 38,100 | 80,800 | 6,300 | 66,050 | 13,000 |
| 210 " ～ 220 " | 194,350 | 4,700 | 33,050 | 82,300 | 6,300 | 51,550 | 16,450 |
| 220 " ～ 230 " | 180,300 | 4,150 | 34,450 | 74,300 | 6,500 | 49,350 | 11,550 |
| 230 " ～ 240 " | 183,100 | 4,000 | 36,250 | 79,250 | 4,600 | 45,500 | 13,500 |
| 240 " ～ 250 " | 156,050 | 3,150 | 37,650 | 56,800 | 6,550 | 42,300 | 9,600 |
| 250 " ～ 260 " | 142,250 | 4,800 | 30,650 | 51,150 | 6,200 | 38,050 | 11,400 |
| 260 " ～ 270 " | 125,850 | 3,150 | 31,050 | 49,150 | 4,500 | 30,150 | 7,850 |
| 270 " ～ 280 " | 113,950 | 2,350 | 26,450 | 43,000 | 3,950 | 29,750 | 8,450 |
| 280 " ～ 290 " | 114,500 | 4,150 | 23,300 | 46,100 | 6,750 | 27,700 | 6,500 |
| 290 " ～ 300 " | 105,100 | 3,700 | 29,150 | 38,800 | 3,950 | 20,250 | 9,250 |
| 300 " ～ 350 " | 384,100 | 10,800 | 107,550 | 145,950 | 18,000 | 76,900 | 24,900 |
| 350 " ～ 400 " | 258,700 | 10,300 | 81,950 | 92,400 | 10,500 | 46,600 | 16,950 |
| 400 " ～ 450 " | 189,050 | 8,700 | 67,800 | 61,000 | 9,450 | 25,950 | 16,150 |
| 450 " ～ 500 " | 129,500 | 7,900 | 48,700 | 38,950 | 7,800 | 14,250 | 11,900 |
| 500 " ～ 600 " | 160,300 | 12,250 | 65,800 | 45,100 | 10,650 | 15,250 | 11,250 |
| 600 " ～ 700 " | 113,300 | 8,300 | 49,650 | 30,250 | 8,400 | 8,100 | 8,600 |
| 700 " ～ 800 " | 70,850 | 6,150 | 29,000 | 20,450 | 7,100 | 3,950 | 4,200 |
| 800 " ～ 900 " | 47,800 | 5,600 | 20,750 | 10,900 | 4,300 | 2,300 | 3,950 |
| 900 " ～ 1000 " | 36,750 | 4,100 | 14,000 | 9,800 | 3,650 | 1,650 | 3,550 |
| 1000 " ～ 1500 " | 100,250 | 12,000 | 36,350 | 28,750 | 9,550 | 7,250 | 6,350 |
| 1500 " ～ | 88,200 | 8,000 | 27,250 | 17,100 | 16,650 | 11,100 | 8,100 |
| 不詳 | 884,150 | 3,800 | 50,500 | 82,650 | 8,650 | 85,450 | 653,100 |

第3表-6 世帯の所得階級別、世帯主の職業別世帯数 -退職世帯- <擬制世帯を除く>

| 所得階級別 | 総数 | 農林水産業 | その他の 自営業 | 被用者 | その他 | 無職 | 不詳 |
|-----------------|---------|-------|-------------|--------|--------|---------|--------|
| 総数 | 277,000 | 8,550 | 30,650 | 66,400 | 11,700 | 138,950 | 20,750 |
| 所得なし | 51,950 | 1,100 | 4,600 | 6,250 | 1,350 | 35,700 | 2,950 |
| ～ 30万円未満 | 40,000 | 2,400 | 2,300 | 7,900 | 1,000 | 23,600 | 2,800 |
| 30万円以上～ 40 " | 14,800 | 250 | 1,800 | 3,050 | 1,000 | 7,100 | 1,600 |
| 40 " ～ 50 " | 13,050 | 600 | 400 | 3,500 | 700 | 7,100 | 750 |
| 50 " ～ 60 " | 13,000 | 50 | 850 | 3,850 | 550 | 7,200 | 500 |
| 60 " ～ 70 " | 12,550 | 150 | 650 | 3,100 | 450 | 6,950 | 1,250 |
| 70 " ～ 80 " | 12,300 | 250 | 1,250 | 1,800 | 500 | 7,300 | 1,200 |
| 80 " ～ 90 " | 13,250 | 50 | 850 | 3,800 | 500 | 7,300 | 750 |
| 90 " ～ 100 " | 9,000 | 150 | 1,300 | 2,250 | 350 | 4,550 | 400 |
| 100 " ～ 110 " | 9,550 | 500 | 1,100 | 2,400 | 50 | 4,750 | 750 |
| 110 " ～ 120 " | 8,850 | 500 | 1,250 | 1,950 | 600 | 3,950 | 600 |
| 120 " ～ 130 " | 8,400 | 100 | 1,100 | 2,850 | - | 3,800 | 550 |
| 130 " ～ 140 " | 7,250 | 200 | 1,300 | 2,300 | 300 | 2,400 | 750 |
| 140 " ～ 150 " | 5,400 | 100 | 450 | 2,000 | 100 | 1,950 | 800 |
| 150 " ～ 160 " | 4,350 | - | 350 | 2,200 | 100 | 1,500 | 200 |
| 160 " ～ 170 " | 4,550 | - | 250 | 1,500 | 150 | 2,250 | 400 |
| 170 " ～ 180 " | 3,850 | - | 400 | 1,750 | 100 | 1,550 | 50 |
| 180 " ～ 190 " | 4,300 | 150 | 600 | 2,100 | 150 | 700 | 600 |
| 190 " ～ 200 " | 3,450 | 100 | 200 | 1,350 | 400 | 1,150 | 250 |
| 200 " ～ 210 " | 3,000 | 300 | 100 | 750 | 400 | 1,150 | 300 |
| 210 " ～ 220 " | 2,050 | 200 | 250 | 850 | - | 550 | 200 |
| 220 " ～ 230 " | 2,000 | 100 | 250 | 1,000 | 150 | 500 | - |
| 230 " ～ 240 " | 2,600 | 100 | 250 | 1,550 | 200 | 400 | 100 |
| 240 " ～ 250 " | 2,350 | - | 1,050 | 500 | 200 | 550 | 50 |
| 250 " ～ 260 " | 1,450 | - | 650 | 250 | 100 | 450 | - |
| 260 " ～ 270 " | 1,450 | 250 | - | 500 | - | 700 | - |
| 270 " ～ 280 " | 1,050 | - | 550 | 200 | 100 | 100 | 100 |
| 280 " ～ 290 " | 1,300 | - | 600 | 400 | - | 200 | 100 |
| 290 " ～ 300 " | 1,000 | 200 | 350 | 50 | 100 | 150 | 150 |
| 300 " ～ 350 " | 5,150 | 50 | 1,650 | 1,600 | 400 | 1,100 | 350 |
| 350 " ～ 400 " | 2,950 | 250 | 1,050 | 800 | 100 | 250 | 500 |
| 400 " ～ 450 " | 1,600 | 100 | 350 | 900 | 150 | 50 | 50 |
| 450 " ～ 500 " | 750 | 100 | 100 | 100 | 400 | - | 50 |
| 500 " ～ 600 " | 1,550 | 100 | 500 | 200 | 350 | - | 400 |
| 600 " ～ 700 " | 350 | 100 | 100 | - | - | - | 150 |
| 700 " ～ 800 " | 600 | - | 300 | 100 | - | 200 | - |
| 800 " ～ 900 " | 550 | - | 100 | 300 | 150 | - | - |
| 900 " ～ 1000 " | 50 | - | - | - | 50 | - | - |
| 1000 " ～ 1500 " | 900 | - | 650 | - | 200 | - | 50 |
| 1500 " ～ | 950 | - | 450 | 100 | 200 | 200 | - |
| 不詳 | 3,500 | 50 | 350 | 350 | 100 | 1,600 | 1,050 |

第4表-1-1 群別、世帯主の職業別、

| 群別 | 世帯主の職業別 | 世帯数 | 所得のある世帯 | 所得のない世帯 | 所得不詳の世帯 | 被保険者数 | 所得総額 | 旧ただし書方式による課税標準額 |
|----|---------|------------|------------|-----------|-----------|------------|----------------|-----------------|
| | | | | | | 人 | 千円 | 千円 |
| 計 | 総数 | 18,509,600 | 12,399,500 | 5,086,300 | 1,023,800 | 29,443,700 | 23,795,996,471 | 19,135,555,290 |
| | 農林水産業 | 363,950 | 313,700 | 45,350 | 4,900 | 775,000 | 1,000,401,011 | 847,647,699 |
| | その他の自営業 | 2,273,000 | 2,034,150 | 182,750 | 56,100 | 4,550,900 | 5,692,662,260 | 4,830,368,609 |
| | 被用者 | 5,393,450 | 4,592,700 | 663,500 | 137,250 | 8,463,300 | 8,073,784,657 | 6,417,188,419 |
| | その他 | 673,800 | 514,150 | 145,450 | 14,200 | 1,068,450 | 1,680,298,461 | 1,484,565,549 |
| | 無職 | 7,702,850 | 4,059,500 | 3,508,250 | 135,100 | 11,428,450 | 5,567,336,422 | 4,107,499,112 |
| | 不明 | 2,102,550 | 885,300 | 541,000 | 676,250 | 3,157,600 | 1,781,513,659 | 1,448,285,902 |
| A群 | 総数 | 2,324,550 | 1,638,250 | 603,050 | 83,250 | 3,877,300 | 2,960,939,145 | 2,322,513,763 |
| | 農林水産業 | 143,200 | 122,500 | 18,150 | 2,550 | 306,100 | 435,395,117 | 376,173,451 |
| | その他の自営業 | 254,750 | 225,150 | 23,450 | 6,150 | 526,800 | 541,918,898 | 443,220,949 |
| | 被用者 | 580,750 | 492,350 | 74,300 | 14,100 | 961,000 | 829,094,701 | 644,298,298 |
| | その他 | 79,550 | 63,250 | 14,500 | 1,800 | 129,450 | 142,169,314 | 118,801,211 |
| | 無職 | 879,350 | 489,350 | 373,350 | 16,650 | 1,319,150 | 578,956,535 | 401,833,607 |
| | 不明 | 386,950 | 245,650 | 99,300 | 42,000 | 634,800 | 433,404,580 | 338,186,246 |
| B群 | 総数 | 6,443,000 | 4,427,000 | 1,704,600 | 311,400 | 10,531,600 | 8,239,663,521 | 6,549,954,339 |
| | 農林水産業 | 174,900 | 152,100 | 20,600 | 2,200 | 370,600 | 441,330,328 | 368,085,568 |
| | その他の自営業 | 779,800 | 693,800 | 61,000 | 25,000 | 1,610,700 | 1,935,362,736 | 1,634,865,236 |
| | 被用者 | 1,833,700 | 1,565,300 | 216,800 | 51,600 | 2,984,400 | 2,712,751,803 | 2,137,274,835 |
| | その他 | 210,600 | 160,000 | 45,400 | 5,200 | 340,900 | 506,539,952 | 444,462,142 |
| | 無職 | 2,780,200 | 1,533,400 | 1,197,500 | 49,300 | 4,185,100 | 2,038,142,975 | 1,482,138,981 |
| | 不明 | 663,800 | 322,400 | 163,300 | 178,100 | 1,039,900 | 605,535,728 | 483,127,576 |
| C群 | 総数 | 2,900,250 | 1,910,850 | 815,250 | 174,150 | 4,628,400 | 3,553,251,632 | 2,841,374,927 |
| | 農林水産業 | 27,450 | 22,500 | 4,800 | 150 | 56,100 | 66,343,054 | 54,981,755 |
| | その他の自営業 | 372,450 | 326,400 | 32,700 | 13,350 | 756,000 | 942,918,062 | 803,300,560 |
| | 被用者 | 856,200 | 724,650 | 102,600 | 28,950 | 1,347,300 | 1,244,767,932 | 985,400,022 |
| | その他 | 103,650 | 60,900 | 39,750 | 3,000 | 162,900 | 191,155,395 | 167,765,622 |
| | 無職 | 1,326,300 | 709,350 | 584,400 | 32,550 | 1,992,600 | 983,798,439 | 730,729,341 |
| | 不明 | 214,200 | 67,050 | 51,000 | 96,150 | 313,500 | 124,268,750 | 99,197,627 |
| D群 | 総数 | 2,049,400 | 1,368,200 | 589,800 | 91,400 | 3,242,400 | 2,653,778,045 | 2,142,444,416 |
| | 農林水産業 | 15,600 | 14,200 | 1,400 | - | 37,000 | 53,751,446 | 45,928,141 |
| | その他の自営業 | 258,400 | 236,800 | 18,800 | 2,800 | 520,600 | 648,880,630 | 547,204,070 |
| | 被用者 | 626,000 | 544,400 | 73,400 | 8,200 | 967,400 | 920,592,428 | 727,183,555 |
| | その他 | 94,000 | 80,800 | 13,000 | 200 | 154,800 | 300,294,815 | 269,157,297 |
| | 無職 | 943,000 | 484,600 | 447,400 | 11,000 | 1,408,800 | 714,537,962 | 539,670,753 |
| | 不明 | 112,400 | 7,400 | 35,800 | 69,200 | 153,800 | 15,720,763 | 13,300,600 |
| E群 | 総数 | 4,792,400 | 3,055,200 | 1,373,600 | 363,600 | 7,164,000 | 6,388,364,128 | 5,279,267,845 |
| | 農林水産業 | 2,800 | 2,400 | 400 | - | 5,200 | 3,581,066 | 2,478,784 |
| | その他の自営業 | 607,600 | 552,000 | 46,800 | 8,800 | 1,136,800 | 1,623,581,934 | 1,401,777,794 |
| | 被用者 | 1,496,800 | 1,266,000 | 196,400 | 34,400 | 2,203,200 | 2,366,577,793 | 1,923,031,709 |
| | その他 | 186,000 | 149,200 | 32,800 | 4,000 | 280,400 | 540,138,985 | 484,379,276 |
| | 無職 | 1,774,000 | 842,800 | 905,600 | 25,600 | 2,522,800 | 1,251,900,512 | 953,126,429 |
| | 不明 | 725,200 | 242,800 | 191,600 | 290,800 | 1,015,600 | 602,583,838 | 514,473,852 |

保険料（税）賦課状況 ー 全世界帯ー

| 固定資産 税額 | 短期被保険者証等交付世帯数 | | 保険料（税）賦課経過措置適用世帯数 | | | | | | |
|-------------|---------------|---------|-----------------------|-------------|--------------------|----------------------------|-------------------------------|---------------------------|-----|
| | 短期被保 険者証 | 資格証明書 | 旧国保被 保険者合算 軽減のみ | 平等割半額 のみ | 平等割 1/4 軽減のみ | 旧国保被保険者 合算軽減かつ 平等割半額 | 旧国保被保険者 合算軽減かつ 平等割1/4軽減 | 被扶養者で あった者に対 する緩和措置 | その他 |
| 千円 | | | | | | | | | |
| 239,198,060 | 859,950 | 163,700 | 525,200 | 503,100 | 76,550 | 695,150 | 113,900 | 79,400 | - |
| 17,618,874 | 5,400 | 300 | 20,150 | 17,150 | 2,750 | 20,500 | 3,750 | 100 | - |
| 53,058,043 | 120,800 | 13,250 | 49,250 | 54,700 | 10,650 | 37,600 | 7,100 | 3,500 | - |
| 44,359,466 | 371,700 | 65,250 | 50,550 | 61,900 | 8,650 | 41,850 | 5,250 | 23,100 | - |
| 25,604,352 | 8,400 | 1,450 | 14,800 | 27,800 | 5,000 | 20,900 | 3,550 | 4,150 | - |
| 74,792,799 | 149,800 | 21,050 | 343,800 | 311,150 | 45,850 | 523,550 | 86,250 | 43,400 | - |
| 23,764,526 | 203,850 | 62,400 | 46,650 | 30,400 | 3,650 | 50,750 | 8,000 | 5,150 | - |
| 68,478,300 | 73,950 | 12,950 | 90,300 | 74,450 | 12,250 | 118,250 | 21,950 | 7,450 | - |
| 8,113,155 | 2,500 | 300 | 9,350 | 6,850 | 900 | 8,150 | 1,600 | 100 | - |
| 12,668,672 | 9,850 | 650 | 9,700 | 7,150 | 1,850 | 6,150 | 1,550 | 250 | - |
| 12,725,381 | 28,900 | 4,750 | 10,350 | 9,850 | 2,150 | 7,600 | 1,000 | 2,800 | - |
| 4,344,343 | 1,050 | 350 | 2,650 | 3,350 | 750 | 4,000 | 850 | 300 | - |
| 19,694,843 | 15,250 | 2,450 | 44,250 | 35,900 | 5,200 | 73,100 | 13,650 | 2,900 | - |
| 10,931,907 | 16,400 | 4,450 | 14,000 | 11,350 | 1,400 | 19,250 | 3,300 | 1,100 | - |
| 142,545,808 | 268,100 | 48,200 | 182,000 | 203,300 | 33,100 | 309,000 | 50,300 | 28,300 | - |
| 8,961,737 | 2,300 | - | 9,500 | 8,100 | 1,100 | 9,500 | 2,000 | - | - |
| 33,018,705 | 40,400 | 3,700 | 19,400 | 22,800 | 5,200 | 16,500 | 2,900 | 800 | - |
| 25,911,285 | 117,600 | 20,300 | 18,100 | 25,800 | 3,400 | 19,800 | 2,200 | 8,600 | - |
| 16,688,460 | 2,600 | 100 | 3,700 | 11,200 | 2,300 | 5,300 | 1,800 | 1,900 | - |
| 45,323,283 | 54,100 | 8,200 | 116,100 | 120,700 | 19,200 | 234,100 | 38,300 | 15,600 | - |
| 12,642,339 | 51,100 | 15,900 | 15,200 | 14,700 | 1,900 | 23,800 | 3,100 | 1,400 | - |
| 27,946,496 | 116,700 | 22,950 | 71,100 | 91,350 | 12,600 | 127,500 | 19,050 | 15,450 | - |
| 543,983 | - | - | 900 | 1,800 | 150 | 1,650 | 150 | - | - |
| 7,370,666 | 18,750 | 2,100 | 4,950 | 10,350 | 1,800 | 7,950 | 1,050 | 450 | - |
| 5,656,960 | 54,000 | 9,000 | 6,900 | 10,650 | 1,500 | 8,250 | 1,050 | 5,100 | - |
| 4,571,549 | 2,550 | 600 | 2,850 | 3,450 | 750 | 3,600 | 900 | 150 | - |
| 9,613,073 | 21,450 | 3,000 | 49,650 | 62,550 | 8,250 | 102,750 | 15,900 | 8,700 | - |
| 190,266 | 19,950 | 8,250 | 5,850 | 2,550 | 150 | 3,300 | - | 1,050 | - |
| 65,840 | 111,600 | 16,800 | 48,600 | 66,400 | 9,000 | 68,400 | 11,800 | 9,800 | - |
| - | 200 | - | 400 | 400 | 200 | 1,200 | - | - | - |
| - | 19,000 | 1,200 | 4,800 | 8,000 | 600 | 2,600 | 400 | - | - |
| 65,840 | 50,800 | 7,600 | 2,800 | 7,200 | 400 | 3,400 | 600 | 2,600 | - |
| - | 600 | - | 2,000 | 4,600 | 800 | 2,000 | - | 600 | - |
| 0 | 19,800 | 1,400 | 38,200 | 45,600 | 6,800 | 57,600 | 9,600 | 6,600 | - |
| - | 21,200 | 6,600 | 400 | 600 | 200 | 1,600 | 1,200 | - | - |
| 161,615 | 289,600 | 62,800 | 133,200 | 67,600 | 9,600 | 72,000 | 10,800 | 18,400 | - |
| - | 400 | - | - | - | 400 | - | - | - | - |
| - | 32,800 | 5,600 | 10,400 | 6,400 | 1,200 | 4,400 | 1,200 | 2,000 | - |
| - | 120,400 | 23,600 | 12,400 | 8,400 | 1,200 | 2,800 | 400 | 4,000 | - |
| - | 1,600 | 400 | 3,600 | 5,200 | 400 | 6,000 | - | 1,200 | - |
| 161,600 | 39,200 | 6,000 | 95,600 | 46,400 | 6,400 | 56,000 | 8,800 | 9,600 | - |
| 14 | 95,200 | 27,200 | 11,200 | 1,200 | - | 2,800 | 400 | 1,600 | - |

第4表-1-1 群別、世帯主の職業別、

| 群別 | 世帯主の職業別 | 医療給付費分 | | | | | | | 保険料(税)調定額 |
|----|---------|---------------|-------------|------------|-------------|--------------|------------|---------|-------------|
| | | 保険料(税)調定額 | 保険料(税)軽減額 | 軽減世帯数 | 賦課限度額を超える額 | 賦課限度額を超える世帯数 | 減免等による額 | 減免世帯数 | |
| | | 千円 | 千円 | | 千円 | | 千円 | | 千円 |
| 計 | 総数 | 1,978,969,940 | 302,172,509 | 10,010,850 | 239,471,766 | 434,150 | 14,939,287 | 636,250 | 619,576,098 |
| | 農林水産業 | 71,537,398 | 4,641,317 | 154,300 | 17,603,582 | 43,000 | 116,565 | 3,450 | 22,606,648 |
| | その他の自営業 | 425,387,517 | 25,271,947 | 823,750 | 75,507,068 | 156,950 | 2,177,003 | 83,550 | 134,044,661 |
| | 被用者 | 670,159,108 | 65,363,057 | 2,151,900 | 55,228,760 | 114,950 | 7,067,463 | 221,050 | 209,432,124 |
| | その他 | 95,832,677 | 9,302,739 | 324,450 | 43,759,514 | 49,700 | 939,549 | 24,400 | 31,032,546 |
| | 無職 | 539,573,633 | 169,502,360 | 5,657,450 | 26,183,522 | 38,550 | 4,138,620 | 292,250 | 168,266,107 |
| | 不明 | 176,479,607 | 28,091,090 | 899,000 | 21,189,320 | 31,000 | 500,086 | 11,550 | 54,194,012 |
| A群 | 総数 | 256,518,252 | 41,425,068 | 1,338,850 | 25,868,451 | 60,300 | 1,784,438 | 32,300 | 80,464,000 |
| | 農林水産業 | 29,019,825 | 1,871,562 | 61,900 | 8,810,839 | 19,350 | 53,536 | 1,000 | 9,253,157 |
| | その他の自営業 | 44,914,533 | 3,247,825 | 104,050 | 4,689,075 | 14,200 | 268,635 | 2,250 | 14,148,033 |
| | 被用者 | 71,885,766 | 7,506,734 | 240,450 | 4,808,001 | 11,900 | 497,812 | 8,300 | 22,553,357 |
| | その他 | 9,549,020 | 1,282,448 | 42,950 | 2,967,904 | 2,750 | 533,681 | 5,750 | 3,006,904 |
| | 無職 | 61,218,572 | 20,693,244 | 672,950 | 1,241,647 | 3,850 | 335,751 | 13,050 | 18,786,120 |
| | 不明 | 39,930,535 | 6,823,255 | 216,550 | 3,350,984 | 8,250 | 95,023 | 1,950 | 12,716,430 |
| B群 | 総数 | 687,449,363 | 104,158,506 | 3,509,000 | 71,913,992 | 131,000 | 2,721,956 | 105,800 | 212,596,955 |
| | 農林水産業 | 33,503,055 | 2,256,375 | 75,700 | 6,432,781 | 17,400 | 22,966 | 700 | 10,446,539 |
| | その他の自営業 | 143,017,215 | 8,585,642 | 281,300 | 25,198,597 | 46,600 | 444,098 | 9,000 | 44,300,524 |
| | 被用者 | 224,016,366 | 22,020,950 | 731,000 | 14,778,470 | 30,300 | 910,045 | 30,700 | 68,970,523 |
| | その他 | 31,653,560 | 2,708,881 | 96,200 | 13,012,479 | 15,500 | 116,204 | 4,200 | 9,832,185 |
| | 無職 | 198,125,829 | 59,673,023 | 2,026,200 | 6,730,805 | 11,500 | 1,113,956 | 58,700 | 60,903,138 |
| | 不明 | 57,133,338 | 8,913,633 | 298,600 | 5,760,860 | 9,700 | 114,687 | 2,500 | 18,144,046 |
| C群 | 総数 | 309,735,729 | 48,568,882 | 1,582,800 | 36,523,037 | 69,450 | 1,965,162 | 156,150 | 97,341,608 |
| | 農林水産業 | 5,202,780 | 337,878 | 11,100 | 1,005,995 | 3,450 | 6,945 | 750 | 1,620,175 |
| | その他の自営業 | 71,379,787 | 4,025,320 | 133,800 | 13,610,512 | 29,550 | 233,827 | 18,900 | 22,630,089 |
| | 被用者 | 106,398,583 | 10,548,913 | 340,050 | 12,021,515 | 18,150 | 851,024 | 53,250 | 33,383,387 |
| | その他 | 13,471,008 | 1,888,020 | 59,100 | 4,209,836 | 8,250 | 77,436 | 5,250 | 4,238,046 |
| | 無職 | 96,696,666 | 29,324,521 | 959,100 | 4,476,652 | 7,800 | 748,944 | 75,300 | 30,237,683 |
| | 不明 | 16,586,905 | 2,444,229 | 79,650 | 1,198,527 | 2,250 | 46,986 | 2,700 | 5,232,229 |
| D群 | 総数 | 211,018,243 | 33,655,792 | 1,114,600 | 27,206,052 | 45,000 | 1,689,110 | 112,400 | 69,261,509 |
| | 農林水産業 | 3,459,440 | 139,570 | 4,800 | 1,353,967 | 2,800 | 30,521 | 600 | 1,174,606 |
| | その他の自営業 | 49,821,640 | 2,706,880 | 87,800 | 6,275,005 | 17,800 | 292,388 | 13,000 | 16,297,423 |
| | 被用者 | 75,094,861 | 7,638,249 | 251,600 | 5,311,635 | 12,200 | 572,905 | 28,800 | 24,502,224 |
| | その他 | 13,215,677 | 1,122,590 | 40,200 | 7,682,595 | 6,400 | 67,905 | 6,000 | 4,692,160 |
| | 無職 | 64,308,354 | 20,598,476 | 690,000 | 6,126,392 | 5,400 | 709,065 | 63,600 | 20,925,021 |
| | 不明 | 5,118,271 | 1,450,026 | 40,200 | 456,457 | 400 | 16,325 | 400 | 1,670,076 |
| E群 | 総数 | 514,248,354 | 74,364,262 | 2,465,600 | 77,960,235 | 128,400 | 6,778,622 | 229,600 | 159,912,025 |
| | 農林水産業 | 352,298 | 35,932 | 800 | - | - | 2,597 | 400 | 112,172 |
| | その他の自営業 | 116,254,342 | 6,706,279 | 216,800 | 25,733,878 | 48,800 | 938,054 | 40,400 | 36,668,593 |
| | 被用者 | 192,763,532 | 17,648,210 | 588,800 | 18,309,138 | 42,400 | 4,235,677 | 100,000 | 60,022,633 |
| | その他 | 27,943,412 | 2,300,798 | 86,000 | 15,886,700 | 16,800 | 144,322 | 3,200 | 9,263,250 |
| | 無職 | 119,224,212 | 39,213,096 | 1,309,200 | 7,608,025 | 10,000 | 1,230,906 | 81,600 | 37,414,145 |
| | 不明 | 57,710,558 | 8,459,946 | 264,000 | 10,422,493 | 10,400 | 227,066 | 4,000 | 16,431,232 |

保険料（税）賦課状況 ー全世帯ー（続き）

| 後期高齢者支援金分 | | | | | 介護納付金分 | | | | | |
|---------------|----------------|------------------|-------------|-----------|---------------|---------------|----------------|------------------|-------------|-----------|
| 保険料（税） 軽減額 | 賦課限度額 を超える額 | 賦課限度額を 超える世帯数 | 減免等によ る額 | 減免 世帯数 | 保険料（税） 調定額 | 保険料（税） 軽減額 | 賦課限度額 を超える額 | 賦課限度額を 超える世帯数 | 減免等によ る額 | 減免 世帯数 |
| 千円 | 千円 | | 千円 | | 千円 | 千円 | 千円 | | 千円 | |
| 94,589,041 | 65,346,349 | 350,250 | 4,793,775 | 570,950 | 232,507,370 | 35,151,723 | 27,736,665 | 177,150 | 1,627,420 | 202,900 |
| 1,393,533 | 4,372,127 | 35,750 | 39,529 | 3,200 | 10,200,063 | 529,712 | 1,800,815 | 19,050 | 21,955 | 1,750 |
| 7,964,443 | 20,528,815 | 122,300 | 709,463 | 76,600 | 66,310,776 | 3,775,493 | 10,917,652 | 69,750 | 341,256 | 42,700 |
| 20,428,445 | 15,203,356 | 93,600 | 2,292,079 | 204,000 | 88,294,026 | 8,718,957 | 6,762,429 | 48,350 | 854,821 | 81,000 |
| 2,998,576 | 12,654,698 | 41,700 | 339,059 | 24,100 | 9,419,501 | 1,145,310 | 4,535,537 | 15,250 | 130,674 | 9,200 |
| 52,819,093 | 7,023,071 | 31,600 | 1,270,690 | 252,450 | 35,927,948 | 17,411,173 | 1,500,982 | 10,200 | 246,750 | 65,950 |
| 8,984,951 | 5,564,283 | 25,300 | 142,954 | 10,600 | 22,355,057 | 3,571,079 | 2,219,250 | 14,550 | 31,964 | 2,300 |
| 12,728,191 | 7,108,888 | 48,350 | 658,155 | 30,700 | 30,481,941 | 4,487,831 | 2,498,309 | 22,350 | 284,195 | 10,700 |
| 571,128 | 2,292,169 | 15,700 | 19,680 | 950 | 4,316,896 | 220,480 | 783,728 | 7,850 | 10,593 | 650 |
| 1,000,184 | 1,227,551 | 10,700 | 101,593 | 2,100 | 6,680,666 | 461,918 | 553,876 | 5,200 | 55,566 | 1,300 |
| 2,306,681 | 1,370,994 | 9,650 | 174,693 | 7,800 | 9,076,339 | 927,538 | 549,574 | 4,100 | 76,070 | 2,450 |
| 415,766 | 913,133 | 2,400 | 214,348 | 5,700 | 869,467 | 159,493 | 155,192 | 600 | 107,319 | 2,750 |
| 6,320,027 | 362,285 | 3,050 | 113,034 | 12,200 | 4,743,518 | 1,985,264 | 150,827 | 1,600 | 21,282 | 2,950 |
| 2,114,406 | 942,756 | 6,850 | 34,808 | 1,950 | 4,795,056 | 733,138 | 305,112 | 3,000 | 13,365 | 600 |
| 31,967,763 | 20,068,043 | 108,900 | 803,087 | 88,400 | 79,653,729 | 11,829,393 | 7,821,827 | 56,200 | 258,381 | 25,000 |
| 656,953 | 1,459,936 | 14,800 | 6,090 | 500 | 4,550,135 | 258,055 | 691,640 | 8,000 | 1,470 | 200 |
| 2,655,083 | 6,939,685 | 37,900 | 136,425 | 7,000 | 22,552,366 | 1,224,581 | 3,701,454 | 22,200 | 63,974 | 3,600 |
| 6,696,547 | 4,406,316 | 26,300 | 272,175 | 26,800 | 28,889,665 | 2,824,336 | 1,533,025 | 13,600 | 111,697 | 8,300 |
| 848,136 | 3,640,327 | 12,600 | 34,511 | 4,100 | 2,996,925 | 355,555 | 877,104 | 4,900 | 4,223 | 800 |
| 18,259,136 | 1,958,103 | 9,500 | 316,910 | 47,500 | 13,540,263 | 6,040,060 | 615,196 | 3,700 | 63,148 | 11,200 |
| 2,851,908 | 1,663,677 | 7,800 | 36,976 | 2,500 | 7,124,375 | 1,126,807 | 403,409 | 3,800 | 13,869 | 900 |
| 15,227,567 | 10,055,911 | 54,600 | 632,654 | 151,050 | 35,089,430 | 5,585,906 | 5,248,714 | 27,600 | 168,048 | 49,800 |
| 108,127 | 265,253 | 2,850 | 2,283 | 750 | 705,216 | 32,072 | 157,171 | 1,800 | 1,294 | 300 |
| 1,262,828 | 3,598,074 | 22,500 | 75,342 | 17,700 | 11,098,305 | 592,767 | 2,187,123 | 13,350 | 32,325 | 9,000 |
| 3,287,202 | 3,678,822 | 13,650 | 271,472 | 52,200 | 13,558,953 | 1,354,103 | 2,140,664 | 7,650 | 85,393 | 18,450 |
| 567,259 | 1,026,642 | 6,900 | 19,932 | 5,100 | 1,401,017 | 236,763 | 422,439 | 1,950 | 7,143 | 2,250 |
| 9,159,358 | 1,168,388 | 7,050 | 248,007 | 72,750 | 6,140,850 | 3,051,373 | 230,228 | 1,500 | 40,764 | 19,200 |
| 842,792 | 318,733 | 1,650 | 15,618 | 2,550 | 2,185,089 | 318,828 | 111,088 | 1,350 | 1,128 | 600 |
| 10,812,084 | 8,105,585 | 38,800 | 514,803 | 112,400 | 23,849,099 | 3,779,028 | 3,359,918 | 17,400 | 174,975 | 42,600 |
| 46,045 | 354,769 | 2,400 | 10,617 | 600 | 582,889 | 15,204 | 168,276 | 1,400 | 8,598 | 600 |
| 854,780 | 1,757,356 | 14,800 | 88,690 | 13,000 | 7,284,675 | 390,568 | 759,052 | 7,000 | 45,008 | 6,400 |
| 2,432,094 | 1,656,050 | 10,800 | 169,352 | 28,800 | 9,862,309 | 975,904 | 839,284 | 5,400 | 67,645 | 13,400 |
| 396,919 | 2,590,398 | 5,800 | 22,608 | 6,000 | 1,260,268 | 128,763 | 1,104,739 | 2,200 | 3,541 | 2,200 |
| 6,540,014 | 1,587,091 | 4,400 | 217,841 | 63,600 | 3,983,623 | 2,044,007 | 351,972 | 1,000 | 46,581 | 19,800 |
| 542,232 | 159,922 | 600 | 5,695 | 400 | 875,334 | 224,583 | 136,594 | 400 | 3,602 | 200 |
| 23,853,436 | 20,007,922 | 99,600 | 2,185,075 | 188,400 | 63,433,172 | 9,469,565 | 8,807,897 | 53,600 | 741,821 | 74,800 |
| 11,281 | - | - | 859 | 400 | 44,928 | 3,900 | - | - | - | - |
| 2,191,568 | 7,006,150 | 36,400 | 307,413 | 36,800 | 18,694,765 | 1,105,659 | 3,716,147 | 22,000 | 144,383 | 22,400 |
| 5,705,921 | 4,091,175 | 33,200 | 1,404,388 | 88,400 | 26,906,759 | 2,637,076 | 1,699,882 | 17,600 | 514,016 | 38,400 |
| 770,497 | 4,484,198 | 14,000 | 47,660 | 3,200 | 2,891,824 | 264,738 | 1,976,063 | 5,600 | 8,448 | 1,200 |
| 12,540,557 | 1,947,204 | 7,600 | 374,899 | 56,400 | 7,519,693 | 4,290,468 | 152,758 | 2,400 | 74,975 | 12,800 |
| 2,633,611 | 2,479,194 | 8,400 | 49,857 | 3,200 | 7,375,203 | 1,167,723 | 1,263,046 | 6,000 | - | - |

第4表－1－2 群別、世帯主の職業別、

| 群別 | 世帯主の職業別 | 世帯数 | 所得のある世帯 | 所得のない世帯 | 所得不詳の世帯 | 被保険者数 | 所得総額 | 旧ただし書方式による課税標準額 |
|----|---------|-----------|-----------|---------|---------|-----------|---------------|-----------------|
| | | | | | | 人 | 千円 | 千円 |
| 計 | 総数 | 2,052,650 | 1,746,750 | 278,000 | 27,900 | 3,817,450 | 1,955,614,131 | 1,282,716,804 |
| | 農林水産業 | 43,900 | 38,850 | 4,400 | 650 | 95,150 | 44,211,788 | 27,890,943 |
| | その他の自営業 | 265,500 | 243,450 | 13,700 | 8,350 | 611,500 | 277,712,240 | 177,142,721 |
| | 被用者 | 509,100 | 476,650 | 24,700 | 7,750 | 1,000,000 | 531,070,979 | 348,892,216 |
| | その他 | 65,550 | 58,450 | 6,350 | 750 | 113,500 | 61,173,950 | 38,683,330 |
| | 無職 | 1,028,600 | 808,600 | 210,650 | 9,350 | 1,728,450 | 904,253,949 | 599,319,473 |
| | 不明 | 140,000 | 120,750 | 18,200 | 1,050 | 268,850 | 137,191,226 | 90,788,121 |
| A群 | 総数 | 279,450 | 244,750 | 31,250 | 3,450 | 539,100 | 275,832,924 | 178,172,469 |
| | 農林水産業 | 17,200 | 15,000 | 1,850 | 350 | 37,050 | 17,083,309 | 10,751,881 |
| | その他の自営業 | 32,650 | 30,300 | 1,650 | 700 | 77,400 | 34,796,225 | 21,785,394 |
| | 被用者 | 61,550 | 57,500 | 3,100 | 950 | 126,100 | 65,784,188 | 43,116,972 |
| | その他 | 9,000 | 8,150 | 750 | 100 | 16,400 | 8,936,205 | 5,593,564 |
| | 無職 | 117,250 | 97,150 | 19,200 | 900 | 201,400 | 107,915,824 | 70,231,346 |
| | 不明 | 41,800 | 36,650 | 4,700 | 450 | 80,750 | 41,317,174 | 26,693,311 |
| B群 | 総数 | 762,600 | 650,900 | 101,800 | 9,900 | 1,435,100 | 734,665,633 | 482,851,841 |
| | 農林水産業 | 22,900 | 20,500 | 2,100 | 300 | 51,000 | 23,415,796 | 14,772,105 |
| | その他の自営業 | 91,500 | 83,600 | 4,900 | 3,000 | 217,500 | 96,196,787 | 61,524,707 |
| | 被用者 | 188,600 | 177,500 | 7,800 | 3,300 | 380,000 | 202,436,550 | 134,480,472 |
| | その他 | 18,100 | 16,100 | 1,500 | 500 | 33,800 | 17,339,862 | 10,818,926 |
| | 無職 | 386,500 | 306,300 | 77,700 | 2,500 | 651,600 | 341,215,265 | 225,264,843 |
| | 不明 | 55,000 | 46,900 | 7,800 | 300 | 101,200 | 54,061,374 | 35,990,788 |
| C群 | 総数 | 334,200 | 275,100 | 51,750 | 7,350 | 618,450 | 310,539,017 | 205,290,391 |
| | 農林水産業 | 2,400 | 1,950 | 450 | - | 4,500 | 2,659,429 | 1,730,268 |
| | その他の自営業 | 43,350 | 38,550 | 2,550 | 2,250 | 105,600 | 45,500,292 | 29,237,657 |
| | 被用者 | 81,750 | 74,850 | 4,800 | 2,100 | 158,100 | 82,636,924 | 54,000,588 |
| | その他 | 5,850 | 4,800 | 900 | 150 | 10,500 | 5,482,175 | 3,660,600 |
| | 無職 | 186,450 | 142,950 | 40,950 | 2,550 | 312,450 | 160,463,233 | 107,381,935 |
| | 不明 | 14,400 | 12,000 | 2,100 | 300 | 27,300 | 13,796,963 | 9,279,343 |
| D群 | 総数 | 223,600 | 189,200 | 33,600 | 800 | 421,600 | 215,485,933 | 141,538,236 |
| | 農林水産業 | 1,400 | 1,400 | - | - | 2,600 | 1,053,254 | 636,690 |
| | その他の自営業 | 29,200 | 27,400 | 1,400 | 400 | 70,200 | 33,206,836 | 21,737,134 |
| | 被用者 | 59,200 | 56,400 | 2,600 | 200 | 117,800 | 61,963,226 | 40,507,568 |
| | その他 | 10,600 | 9,800 | 800 | - | 18,800 | 10,789,637 | 6,771,259 |
| | 無職 | 122,800 | 93,800 | 28,800 | 200 | 211,000 | 107,691,547 | 71,318,346 |
| | 不明 | 400 | 400 | - | - | 1,200 | 781,432 | 567,240 |
| E群 | 総数 | 452,800 | 386,800 | 59,600 | 6,400 | 803,200 | 419,090,625 | 274,863,867 |
| | 農林水産業 | - | - | - | - | - | - | - |
| | その他の自営業 | 68,800 | 63,600 | 3,200 | 2,000 | 140,800 | 68,012,100 | 42,857,828 |
| | 被用者 | 118,000 | 110,400 | 6,400 | 1,200 | 218,000 | 118,250,091 | 76,786,616 |
| | その他 | 22,000 | 19,600 | 2,400 | - | 34,000 | 18,626,072 | 11,838,981 |
| | 無職 | 215,600 | 168,400 | 44,000 | 3,200 | 352,000 | 186,968,080 | 125,123,004 |
| | 不明 | 28,400 | 24,800 | 3,600 | - | 58,400 | 27,234,282 | 18,257,439 |

保険料（税）賦課状況 ー全世帯ー

（再掲） 2割軽減世帯

| 固定資産 税額 | 短期被保険者証等交付世帯数 | | 保険料（税）賦課経過措置適用世帯数 | | | | | | |
|------------|---------------|--------|-----------------------|-------------|--------------------|----------------------------|-------------------------------|---------------------------|-----|
| | 短期被保 険者証 | 資格証明書 | 旧国保被 保険者合算 軽減のみ | 平等割半額 のみ | 平等割 1/4 軽減のみ | 旧国保被保険者 合算軽減かつ 平等割半額 | 旧国保被保険者 合算軽減かつ 平等割1/4軽減 | 被扶養者で あった者に対 する緩和措置 | その他 |
| 千円 | | | | | | | | | |
| 24,787,133 | 75,850 | 10,300 | 152,600 | 14,800 | 350 | 229,200 | 27,900 | 2,900 | - |
| 1,415,740 | 1,100 | 50 | 6,800 | 50 | - | 5,250 | 850 | 50 | - |
| 3,791,354 | 17,400 | 1,650 | 20,700 | 200 | 150 | 10,500 | 2,300 | 400 | - |
| 4,613,230 | 42,900 | 7,900 | 18,700 | 1,600 | - | 14,050 | 1,550 | 700 | - |
| 1,251,255 | 1,400 | 50 | 2,850 | 150 | - | 7,000 | 350 | - | - |
| 11,288,086 | 9,900 | 250 | 90,350 | 11,650 | 200 | 177,500 | 21,050 | 1,450 | - |
| 2,427,468 | 3,150 | 400 | 13,200 | 1,150 | - | 14,900 | 1,800 | 300 | - |
| 8,115,836 | 7,850 | 1,000 | 23,000 | 2,650 | 250 | 32,750 | 4,500 | 400 | - |
| 678,423 | 400 | 50 | 3,250 | 50 | - | 2,350 | 350 | 50 | - |
| 1,283,201 | 1,300 | 50 | 3,800 | 100 | 50 | 1,500 | 450 | - | - |
| 1,305,023 | 3,600 | 550 | 3,500 | 300 | - | 2,450 | 400 | 100 | - |
| 468,018 | 100 | 50 | 650 | 50 | - | 950 | 150 | - | - |
| 3,111,893 | 1,300 | - | 8,750 | 1,700 | 200 | 19,750 | 2,650 | 200 | - |
| 1,269,278 | 1,150 | 300 | 3,050 | 450 | - | 5,750 | 500 | 50 | - |
| 14,332,876 | 26,400 | 3,700 | 52,000 | 4,000 | 100 | 102,700 | 12,700 | 800 | - |
| 737,317 | 500 | - | 3,200 | - | - | 2,100 | 500 | - | - |
| 2,115,068 | 4,800 | 500 | 8,500 | 100 | 100 | 5,900 | 800 | - | - |
| 2,774,796 | 14,300 | 3,000 | 5,900 | 500 | - | 6,600 | 500 | 200 | - |
| 642,371 | 400 | - | 1,300 | 100 | - | 1,900 | 200 | - | - |
| 6,905,133 | 4,400 | 100 | 28,700 | 2,600 | - | 78,400 | 9,800 | 500 | - |
| 1,158,190 | 2,000 | 100 | 4,400 | 700 | - | 7,800 | 900 | 100 | - |
| 2,338,422 | 11,400 | 1,200 | 22,200 | 1,350 | - | 43,950 | 6,300 | 300 | - |
| - | - | - | 150 | - | - | 600 | - | - | - |
| 393,085 | 2,700 | 300 | 2,400 | - | - | 1,500 | 450 | - | - |
| 533,411 | 6,600 | 750 | 3,300 | - | - | 3,000 | 450 | - | - |
| 140,865 | 300 | - | 300 | - | - | 750 | - | - | - |
| 1,271,060 | 1,800 | 150 | 13,500 | 1,350 | - | 36,750 | 5,400 | 150 | - |
| - | - | - | 2,550 | - | - | 1,350 | - | 150 | - |
| - | 10,200 | 800 | 14,200 | 2,000 | - | 26,200 | 2,000 | 600 | - |
| - | 200 | - | 200 | - | - | 200 | - | - | - |
| - | 3,400 | - | 1,600 | - | - | 800 | 200 | - | - |
| - | 4,800 | 800 | 1,200 | - | - | 1,200 | 200 | 400 | - |
| - | 200 | - | 600 | - | - | 1,000 | - | - | - |
| - | 1,600 | - | 10,600 | 2,000 | - | 23,000 | 1,600 | 200 | - |
| - | - | - | - | - | - | - | - | - | - |
| - | 20,000 | 3,600 | 41,200 | 4,800 | - | 23,600 | 2,400 | 800 | - |
| - | - | - | - | - | - | - | - | - | - |
| - | 5,200 | 800 | 4,400 | - | - | 800 | 400 | 400 | - |
| - | 13,600 | 2,800 | 4,800 | 800 | - | 800 | - | - | - |
| - | 400 | - | - | - | - | 2,400 | - | - | - |
| - | 800 | - | 28,800 | 4,000 | - | 19,600 | 1,600 | 400 | - |
| - | - | - | 3,200 | - | - | - | 400 | - | - |

第4表－1－2 群別、世帯主の職業別、

| 群 別 | 世帯主の職業別 | 医療給付費分 | | | | | | | 保険料(税) 調定額 |
|-----|-----------|---------------|---------------|-----------|----------------|------------------|-------------|-----------|---------------|
| | | 保険料(税) 調定額 | 保険料(税) 軽減額 | 軽減世帯数 | 賦課限度額 を超える額 | 賦課限度額を 超える世帯数 | 減免等に よる額 | 減免 世帯数 | |
| | | 千円 | 千円 | | 千円 | | 千円 | | 千円 |
| 計 | 総 数 | 205,047,123 | 26,159,654 | 2,052,650 | 24,514 | 150 | 1,738,453 | 96,150 | 63,859,866 |
| | 農 林 水 産 業 | 5,003,345 | 632,265 | 43,900 | - | - | 19,006 | 550 | 1,515,525 |
| | その他の自営業 | 30,598,718 | 4,040,414 | 265,500 | 3,786 | 50 | 335,159 | 19,100 | 9,552,412 |
| | 被 用 者 | 54,181,563 | 6,843,324 | 509,100 | - | - | 636,658 | 27,750 | 16,788,596 |
| | そ の 他 | 6,232,964 | 796,636 | 65,550 | - | - | 80,011 | 2,300 | 2,052,313 |
| | 無 職 | 94,860,438 | 12,075,472 | 1,028,600 | 20,728 | 100 | 661,883 | 46,050 | 29,547,972 |
| | 不 明 | 14,170,094 | 1,771,543 | 140,000 | - | - | 5,735 | 400 | 4,403,048 |
| A群 | 総 数 | 29,703,001 | 3,715,681 | 279,450 | 3,786 | 50 | 170,311 | 3,000 | 9,251,867 |
| | 農 林 水 産 業 | 1,973,594 | 246,024 | 17,200 | - | - | 3,874 | 200 | 604,554 |
| | その他の自営業 | 3,904,037 | 507,234 | 32,650 | 3,786 | 50 | 54,680 | 500 | 1,203,255 |
| | 被 用 者 | 6,896,312 | 862,196 | 61,550 | - | - | 52,951 | 700 | 2,151,877 |
| | そ の 他 | 938,438 | 114,840 | 9,000 | - | - | 31,618 | 450 | 289,891 |
| | 無 職 | 11,555,254 | 1,432,929 | 117,250 | - | - | 26,869 | 1,100 | 3,588,480 |
| | 不 明 | 4,435,365 | 552,458 | 41,800 | - | - | 320 | 50 | 1,413,811 |
| B群 | 総 数 | 76,382,627 | 9,602,229 | 762,600 | 20,728 | 100 | 336,148 | 14,500 | 23,431,198 |
| | 農 林 水 産 業 | 2,626,629 | 335,603 | 22,900 | - | - | 12,160 | 200 | 783,767 |
| | その他の自営業 | 10,585,978 | 1,384,134 | 91,500 | - | - | 75,254 | 2,200 | 3,259,256 |
| | 被 用 者 | 20,480,990 | 2,521,013 | 188,600 | - | - | 98,496 | 4,500 | 6,226,871 |
| | そ の 他 | 1,904,552 | 235,101 | 18,100 | - | - | 13,081 | 500 | 589,273 |
| | 無 職 | 35,489,531 | 4,476,694 | 386,500 | 20,728 | 100 | 133,137 | 6,900 | 10,867,713 |
| | 不 明 | 5,294,948 | 649,683 | 55,000 | - | - | 4,020 | 200 | 1,704,318 |
| C群 | 総 数 | 33,509,460 | 4,256,163 | 334,200 | - | - | 319,717 | 28,050 | 10,411,132 |
| | 農 林 水 産 業 | 270,590 | 31,121 | 2,400 | - | - | 2,972 | 150 | 85,645 |
| | その他の自営業 | 5,239,207 | 682,034 | 43,350 | - | - | 58,953 | 4,800 | 1,631,116 |
| | 被 用 者 | 8,718,631 | 1,096,117 | 81,750 | - | - | 88,129 | 6,750 | 2,683,591 |
| | そ の 他 | 582,528 | 73,652 | 5,850 | - | - | 11,516 | 750 | 174,046 |
| | 無 職 | 17,190,566 | 2,191,017 | 186,450 | - | - | 156,752 | 15,450 | 5,351,732 |
| | 不 明 | 1,507,938 | 182,222 | 14,400 | - | - | 1,395 | 150 | 485,001 |
| D群 | 総 数 | 22,067,897 | 2,873,429 | 223,600 | - | - | 130,760 | 9,800 | 7,143,015 |
| | 農 林 水 産 業 | 132,533 | 19,516 | 1,400 | - | - | - | - | 41,559 |
| | その他の自営業 | 3,576,845 | 468,498 | 29,200 | - | - | 22,732 | 2,000 | 1,137,014 |
| | 被 用 者 | 6,218,538 | 795,737 | 59,200 | - | - | 27,875 | 2,600 | 1,980,422 |
| | そ の 他 | 891,560 | 122,417 | 10,600 | - | - | 1,368 | 200 | 340,483 |
| | 無 職 | 11,186,381 | 1,460,695 | 122,800 | - | - | 78,785 | 5,000 | 3,620,093 |
| | 不 明 | 62,040 | 6,566 | 400 | - | - | - | - | 23,444 |
| E群 | 総 数 | 43,384,138 | 5,712,151 | 452,800 | - | - | 781,516 | 40,800 | 13,622,654 |
| | 農 林 水 産 業 | - | - | - | - | - | - | - | - |
| | その他の自営業 | 7,292,651 | 998,513 | 68,800 | - | - | 123,540 | 9,600 | 2,321,772 |
| | 被 用 者 | 11,867,092 | 1,568,260 | 118,000 | - | - | 369,208 | 13,200 | 3,745,834 |
| | そ の 他 | 1,915,885 | 250,626 | 22,000 | - | - | 22,428 | 400 | 658,620 |
| | 無 職 | 19,438,707 | 2,514,137 | 215,600 | - | - | 266,340 | 17,600 | 6,119,954 |
| | 不 明 | 2,869,803 | 380,614 | 28,400 | - | - | - | - | 776,474 |

保険料（税）賦課状況 ー全世帯ー（続き）

（再掲） 2割軽減世帯

| 後期高齢者支援金分 | | | | | 介護納付金分 | | | | | |
|---------------|----------------|------------------|-------------|-----------|---------------|---------------|----------------|------------------|-------------|-----------|
| 保険料（税） 軽減額 | 賦課限度額 を超える額 | 賦課限度額を 超える世帯数 | 減免等によ る額 | 減免 世帯数 | 保険料（税） 調定額 | 保険料（税） 軽減額 | 賦課限度額 を超える額 | 賦課限度額を 超える世帯数 | 減免等によ る額 | 減免 世帯数 |
| 千円 | 千円 | | 千円 | | 千円 | 千円 | 千円 | | 千円 | |
| 8,250,838 | 7,241 | 200 | 561,976 | 90,850 | 18,564,115 | 2,729,927 | - | - | 214,506 | 34,550 |
| 194,037 | - | - | 5,773 | 500 | 529,949 | 77,817 | - | - | 1,218 | 200 |
| 1,279,803 | - | - | 104,422 | 17,350 | 4,585,305 | 607,991 | - | - | 52,991 | 8,050 |
| 2,141,724 | 785 | 100 | 212,439 | 26,650 | 6,464,993 | 852,002 | - | - | 112,046 | 14,000 |
| 265,230 | - | - | 30,002 | 2,250 | 536,710 | 81,232 | - | - | 8,263 | 550 |
| 3,803,676 | 6,456 | 100 | 207,438 | 43,700 | 5,124,493 | 916,487 | - | - | 38,868 | 11,650 |
| 566,369 | - | - | 1,902 | 400 | 1,322,665 | 194,396 | - | - | 1,120 | 100 |
| 1,157,311 | 785 | 100 | 63,593 | 2,900 | 2,776,171 | 401,753 | - | - | 33,448 | 1,450 |
| 75,708 | - | - | 1,104 | 150 | 204,417 | 28,381 | - | - | 280 | 50 |
| 157,297 | - | - | 18,472 | 500 | 575,395 | 75,670 | - | - | 13,363 | 450 |
| 268,122 | 785 | 100 | 20,287 | 700 | 782,952 | 106,037 | - | - | 12,958 | 400 |
| 36,389 | - | - | 13,942 | 400 | 90,348 | 12,608 | - | - | 4,562 | 150 |
| 445,228 | - | - | 9,683 | 1,100 | 726,269 | 121,480 | - | - | 2,286 | 400 |
| 174,567 | - | - | 105 | 50 | 396,789 | 57,579 | - | - | - | - |
| 2,980,198 | 6,456 | 100 | 101,203 | 11,700 | 6,739,228 | 977,648 | - | - | 35,715 | 4,100 |
| 102,221 | - | - | 3,690 | 200 | 288,568 | 42,095 | - | - | - | - |
| 433,822 | - | - | 21,689 | 1,700 | 1,491,905 | 193,134 | - | - | 10,626 | 600 |
| 774,021 | - | - | 31,905 | 3,800 | 2,351,711 | 306,619 | - | - | 12,388 | 1,900 |
| 73,173 | - | - | 4,856 | 500 | 173,646 | 25,503 | - | - | 1,751 | 100 |
| 1,382,029 | 6,456 | 100 | 37,806 | 5,300 | 1,933,368 | 340,743 | - | - | 9,831 | 1,400 |
| 214,932 | - | - | 1,257 | 200 | 500,030 | 69,554 | - | - | 1,120 | 100 |
| 1,362,787 | - | - | 103,227 | 26,850 | 2,846,573 | 420,041 | - | - | 29,303 | 8,400 |
| 9,868 | - | - | 979 | 150 | 24,654 | 4,412 | - | - | 938 | 150 |
| 216,778 | - | - | 17,734 | 4,350 | 777,293 | 99,428 | - | - | 7,918 | 2,400 |
| 345,002 | - | - | 31,113 | 6,750 | 1,023,831 | 136,307 | - | - | 11,116 | 2,700 |
| 23,134 | - | - | 3,743 | 750 | 67,641 | 8,118 | - | - | 1,951 | 300 |
| 698,404 | - | - | 49,118 | 14,700 | 839,938 | 153,807 | - | - | 7,381 | 2,850 |
| 69,601 | - | - | 540 | 150 | 113,215 | 17,969 | - | - | - | - |
| 934,345 | - | - | 39,556 | 9,800 | 1,916,815 | 299,723 | - | - | 8,621 | 3,000 |
| 6,240 | - | - | - | - | 12,310 | 2,930 | - | - | - | - |
| 150,397 | - | - | 6,756 | 2,000 | 537,938 | 75,926 | - | - | 1,721 | 600 |
| 253,625 | - | - | 8,276 | 2,600 | 724,636 | 99,907 | - | - | 4,191 | 1,400 |
| 46,522 | - | - | 434 | 200 | 54,929 | 9,708 | - | - | - | - |
| 475,338 | - | - | 24,091 | 5,000 | 584,062 | 110,516 | - | - | 2,708 | 1,000 |
| 2,222 | - | - | - | - | 2,940 | 736 | - | - | - | - |
| 1,816,197 | - | - | 254,397 | 39,600 | 4,285,329 | 630,762 | - | - | 107,420 | 17,600 |
| - | - | - | - | - | - | - | - | - | - | - |
| 321,508 | - | - | 39,771 | 8,800 | 1,202,774 | 163,834 | - | - | 19,363 | 4,000 |
| 500,952 | - | - | 120,858 | 12,800 | 1,581,863 | 203,132 | - | - | 71,394 | 7,600 |
| 86,012 | - | - | 7,027 | 400 | 150,146 | 25,296 | - | - | - | - |
| 802,678 | - | - | 86,741 | 17,600 | 1,040,856 | 189,942 | - | - | 16,662 | 6,000 |
| 105,046 | - | - | - | - | 309,690 | 48,558 | - | - | - | - |

第4表－1－3 群別、世帯主の職業別、

| 群別 | 世帯主の職業別 | 世帯数 | 所得のある世帯 | 所得のない世帯 | 所得不詳の世帯 | 被保険者数 | 所得総額 | 旧ただし書方式による課税標準額 |
|----|---------|-----------|-----------|---------|---------|-----------|---------------|-----------------|
| | | | | | | 人 | 千円 | 千円 |
| 計 | 総数 | 2,466,850 | 2,132,300 | 300,500 | 34,050 | 4,505,600 | 1,399,320,862 | 648,022,357 |
| | 農林水産業 | 53,850 | 44,450 | 8,950 | 450 | 101,400 | 27,907,589 | 12,271,868 |
| | その他の自営業 | 300,700 | 274,700 | 20,750 | 5,250 | 653,300 | 171,951,358 | 74,525,206 |
| | 被用者 | 689,500 | 652,450 | 23,200 | 13,850 | 1,276,800 | 398,452,703 | 168,993,222 |
| | その他 | 85,850 | 76,950 | 8,050 | 850 | 140,300 | 47,613,179 | 20,360,536 |
| | 無職 | 1,160,150 | 931,300 | 217,350 | 11,500 | 1,997,150 | 650,587,537 | 323,928,251 |
| | 不明 | 176,800 | 152,450 | 22,200 | 2,150 | 336,650 | 102,808,497 | 47,943,275 |
| A群 | 総数 | 366,200 | 314,900 | 47,600 | 3,700 | 674,200 | 208,963,729 | 96,749,275 |
| | 農林水産業 | 20,950 | 17,450 | 3,350 | 150 | 39,050 | 11,216,215 | 5,101,948 |
| | その他の自営業 | 36,850 | 33,250 | 3,100 | 500 | 81,300 | 21,385,925 | 9,505,171 |
| | 被用者 | 79,700 | 75,100 | 3,150 | 1,450 | 153,900 | 47,867,728 | 20,932,889 |
| | その他 | 12,450 | 11,050 | 1,250 | 150 | 21,300 | 7,202,868 | 3,278,900 |
| | 無職 | 157,650 | 127,150 | 29,550 | 950 | 268,650 | 87,074,625 | 41,889,736 |
| | 不明 | 58,600 | 50,900 | 7,200 | 500 | 110,000 | 34,216,367 | 16,040,631 |
| B群 | 総数 | 920,200 | 791,400 | 116,800 | 12,000 | 1,698,200 | 523,522,201 | 244,430,066 |
| | 農林水産業 | 26,700 | 21,600 | 4,800 | 300 | 49,900 | 12,878,884 | 5,282,489 |
| | その他の自営業 | 100,600 | 92,500 | 6,200 | 1,900 | 224,400 | 58,395,951 | 25,778,442 |
| | 被用者 | 245,800 | 232,100 | 9,000 | 4,700 | 469,500 | 143,104,659 | 61,375,959 |
| | その他 | 25,800 | 23,500 | 2,000 | 300 | 42,900 | 13,996,110 | 5,629,025 |
| | 無職 | 451,100 | 362,500 | 84,700 | 3,900 | 775,800 | 253,603,192 | 126,291,366 |
| | 不明 | 70,200 | 59,200 | 10,100 | 900 | 135,700 | 41,543,405 | 20,072,786 |
| C群 | 総数 | 391,050 | 327,600 | 53,700 | 9,750 | 709,200 | 213,797,596 | 98,873,975 |
| | 農林水産業 | 4,200 | 3,600 | 600 | - | 7,050 | 2,148,806 | 859,164 |
| | その他の自営業 | 47,850 | 41,550 | 4,650 | 1,650 | 97,200 | 25,498,031 | 10,527,711 |
| | 被用者 | 112,800 | 104,850 | 4,050 | 3,900 | 210,000 | 62,868,058 | 26,231,897 |
| | その他 | 9,600 | 8,400 | 1,200 | - | 15,900 | 4,747,886 | 1,782,674 |
| | 無職 | 203,400 | 158,850 | 41,100 | 3,450 | 354,900 | 112,007,522 | 56,582,076 |
| | 不明 | 13,200 | 10,350 | 2,100 | 750 | 24,150 | 6,527,294 | 2,890,453 |
| D群 | 総数 | 274,200 | 242,400 | 31,200 | 600 | 496,800 | 162,209,976 | 77,073,425 |
| | 農林水産業 | 1,600 | 1,400 | 200 | - | 3,800 | 1,155,849 | 652,432 |
| | その他の自営業 | 31,000 | 29,800 | 1,200 | - | 64,400 | 18,838,448 | 8,168,234 |
| | 被用者 | 81,200 | 79,200 | 1,400 | 600 | 150,600 | 49,673,436 | 21,704,074 |
| | その他 | 14,000 | 12,800 | 1,200 | - | 25,000 | 8,548,885 | 4,192,955 |
| | 無職 | 143,600 | 116,400 | 27,200 | - | 247,400 | 82,351,759 | 41,676,032 |
| | 不明 | 2,800 | 2,800 | - | - | 5,600 | 1,641,598 | 679,698 |
| E群 | 総数 | 515,200 | 456,000 | 51,200 | 8,000 | 927,200 | 290,827,360 | 130,895,615 |
| | 農林水産業 | 400 | 400 | - | - | 1,600 | 507,834 | 375,834 |
| | その他の自営業 | 84,400 | 77,600 | 5,600 | 1,200 | 186,000 | 47,833,002 | 20,545,648 |
| | 被用者 | 170,000 | 161,200 | 5,600 | 3,200 | 292,800 | 94,938,822 | 38,748,402 |
| | その他 | 24,000 | 21,200 | 2,400 | 400 | 35,200 | 13,117,428 | 5,476,983 |
| | 無職 | 204,400 | 166,400 | 34,800 | 3,200 | 350,400 | 115,550,440 | 57,489,040 |
| | 不明 | 32,000 | 29,200 | 2,800 | - | 61,200 | 18,879,833 | 8,259,707 |

保険料（税）賦課状況 ー全世帯ー

（再掲） 5割軽減世帯

| 固定資産 税額 | 短期被保険者証等交付世帯数 | | 保険料（税）賦課経過措置適用世帯数 | | | | | | |
|------------|---------------|--------|-----------------------|-------------|--------------------|----------------------------|-------------------------------|---------------------------|-----|
| | 短期被保 険者証 | 資格証明書 | 旧国保被 保険者合算 軽減のみ | 平等割半額 のみ | 平等割 1/4 軽減のみ | 旧国保被保険者 合算軽減かつ 平等割半額 | 旧国保被保険者 合算軽減かつ 平等割1/4軽減 | 被扶養者で あった者に対 する緩和措置 | その他 |
| 千円 | | | | | | | | | |
| 27,528,509 | 97,900 | 11,700 | 170,700 | 20,050 | 1,700 | 248,400 | 35,950 | 100 | - |
| 1,758,998 | 650 | 100 | 7,300 | 400 | 250 | 8,600 | 1,700 | - | - |
| 3,557,091 | 18,050 | 2,800 | 18,950 | 1,300 | 100 | 14,800 | 2,650 | - | - |
| 4,300,793 | 52,950 | 6,850 | 21,200 | 1,350 | 50 | 16,700 | 1,700 | 50 | - |
| 2,006,256 | 1,100 | 50 | 6,400 | 450 | 50 | 5,350 | 1,500 | - | - |
| 13,030,348 | 18,850 | 1,350 | 102,400 | 14,300 | 1,250 | 185,500 | 26,100 | 50 | - |
| 2,875,024 | 6,300 | 550 | 14,450 | 2,250 | - | 17,450 | 2,300 | - | - |
| 9,478,412 | 10,550 | 1,750 | 30,350 | 4,700 | 500 | 44,800 | 7,050 | 100 | - |
| 717,744 | 350 | 100 | 3,350 | 300 | 50 | 3,150 | 850 | - | - |
| 1,262,586 | 1,550 | 50 | 3,550 | 200 | 100 | 2,750 | 500 | - | - |
| 1,552,663 | 4,050 | 1,100 | 4,050 | 350 | 50 | 3,200 | 250 | 50 | - |
| 518,792 | 150 | 50 | 900 | 150 | 50 | 1,250 | 350 | - | - |
| 3,864,014 | 2,300 | 300 | 14,250 | 2,750 | 250 | 27,750 | 4,000 | 50 | - |
| 1,562,613 | 2,150 | 150 | 4,250 | 950 | - | 6,700 | 1,100 | - | - |
| 15,707,923 | 32,000 | 4,500 | 60,000 | 5,000 | 200 | 110,600 | 15,300 | - | - |
| 987,238 | 300 | - | 3,600 | 100 | - | 4,700 | 700 | - | - |
| 1,833,273 | 6,300 | 800 | 7,000 | 100 | - | 5,600 | 1,400 | - | - |
| 2,505,483 | 16,600 | 2,800 | 7,500 | 200 | - | 8,000 | 500 | - | - |
| 1,383,149 | 500 | - | 1,500 | 300 | - | 1,400 | 700 | - | - |
| 7,686,369 | 6,900 | 500 | 35,800 | 3,300 | 200 | 81,600 | 11,200 | - | - |
| 1,312,411 | 1,400 | 400 | 4,600 | 1,000 | - | 9,300 | 800 | - | - |
| 2,320,775 | 15,750 | 1,050 | 21,750 | 1,950 | - | 45,600 | 6,000 | - | - |
| 54,015 | - | - | 150 | - | - | 750 | 150 | - | - |
| 461,232 | 3,000 | 150 | 1,200 | - | - | 4,050 | 150 | - | - |
| 242,646 | 9,900 | 750 | 2,250 | - | - | 3,300 | 150 | - | - |
| 104,315 | 450 | - | 600 | - | - | 900 | 450 | - | - |
| 1,458,567 | 2,250 | 150 | 15,750 | 1,650 | - | 35,550 | 5,100 | - | - |
| - | 150 | - | 1,800 | 300 | - | 1,050 | - | - | - |
| - | 13,600 | 800 | 16,600 | 4,800 | 200 | 23,400 | 4,800 | - | - |
| - | - | - | 200 | - | 200 | - | - | - | - |
| - | 2,400 | 200 | 2,000 | 200 | - | 800 | 200 | - | - |
| - | 8,000 | 600 | 1,400 | 400 | - | 1,400 | 400 | - | - |
| - | - | - | 1,000 | - | - | 200 | - | - | - |
| - | 3,000 | - | 11,800 | 4,200 | - | 20,600 | 3,800 | - | - |
| - | 200 | - | 200 | - | - | 400 | 400 | - | - |
| 21,399 | 26,000 | 3,600 | 42,000 | 3,600 | 800 | 24,000 | 2,800 | - | - |
| - | - | - | - | - | - | - | - | - | - |
| - | 4,800 | 1,600 | 5,200 | 800 | - | 1,600 | 400 | - | - |
| - | 14,400 | 1,600 | 6,000 | 400 | - | 800 | 400 | - | - |
| - | - | - | 2,400 | - | - | 1,600 | - | - | - |
| 21,399 | 4,400 | 400 | 24,800 | 2,400 | 800 | 20,000 | 2,000 | - | - |
| - | 2,400 | - | 3,600 | - | - | - | - | - | - |

第4表-1-3 群別、世帯主の職業別、

| 群別 | 世帯主の職業別 | 医療給付費分 | | | | | | | 保険料(税)調定額 |
|----|---------|-------------|------------|-----------|------------|--------------|-----------|---------|------------|
| | | 保険料(税)調定額 | 保険料(税)軽減額 | 軽減世帯数 | 賦課限度額を超える額 | 賦課限度額を超える世帯数 | 減免等による額 | 減免世帯数 | |
| | | 千円 | 千円 | | 千円 | | 千円 | | 千円 |
| 計 | 総数 | 131,566,229 | 78,047,155 | 2,466,850 | 15,239 | 100 | 1,346,665 | 115,300 | 40,779,958 |
| | 農林水産業 | 3,057,962 | 1,740,517 | 53,850 | - | - | 17,697 | 900 | 904,802 |
| | その他の自営業 | 17,179,470 | 10,933,873 | 300,700 | - | - | 339,223 | 18,400 | 5,355,263 |
| | 被用者 | 35,799,619 | 22,303,610 | 689,500 | - | - | 428,908 | 38,250 | 11,124,869 |
| | その他 | 4,261,770 | 2,492,332 | 85,850 | 15,239 | 100 | 63,808 | 3,850 | 1,352,823 |
| | 無職 | 61,592,100 | 34,976,630 | 1,160,150 | - | - | 485,937 | 52,900 | 19,030,354 |
| | 不明 | 9,675,308 | 5,600,191 | 176,800 | - | - | 11,091 | 1,000 | 3,011,846 |
| A群 | 総数 | 21,029,874 | 11,757,121 | 366,200 | - | - | 96,617 | 3,900 | 6,439,319 |
| | 農林水産業 | 1,222,464 | 671,543 | 20,950 | - | - | 6,455 | 100 | 373,208 |
| | その他の自営業 | 2,347,980 | 1,345,016 | 36,850 | - | - | 6,102 | 250 | 712,702 |
| | 被用者 | 4,619,378 | 2,695,324 | 79,700 | - | - | 20,882 | 1,000 | 1,414,842 |
| | その他 | 703,964 | 376,066 | 12,450 | - | - | 22,730 | 400 | 222,205 |
| | 無職 | 8,687,099 | 4,754,856 | 157,650 | - | - | 39,798 | 2,100 | 2,639,675 |
| | 不明 | 3,448,989 | 1,914,315 | 58,600 | - | - | 650 | 50 | 1,076,687 |
| B群 | 総数 | 49,802,354 | 28,790,935 | 920,200 | 15,239 | 100 | 230,493 | 14,900 | 15,167,440 |
| | 農林水産業 | 1,460,940 | 862,514 | 26,700 | - | - | 7,889 | 300 | 415,179 |
| | その他の自営業 | 5,967,780 | 3,640,484 | 100,600 | - | - | 44,026 | 1,400 | 1,813,676 |
| | 被用者 | 13,074,472 | 7,988,994 | 245,800 | - | - | 55,358 | 4,700 | 4,004,022 |
| | その他 | 1,392,118 | 756,243 | 25,800 | 15,239 | 100 | 14,131 | 800 | 391,192 |
| | 無職 | 24,104,306 | 13,371,678 | 451,100 | - | - | 100,620 | 7,300 | 7,341,198 |
| | 不明 | 3,802,736 | 2,171,023 | 70,200 | - | - | 8,470 | 400 | 1,202,173 |
| C群 | 総数 | 20,434,379 | 12,357,730 | 391,050 | - | - | 342,941 | 35,700 | 6,250,301 |
| | 農林水産業 | 206,361 | 122,906 | 4,200 | - | - | 1,035 | 300 | 61,228 |
| | その他の自営業 | 2,594,856 | 1,632,897 | 47,850 | - | - | 32,777 | 3,750 | 795,491 |
| | 被用者 | 5,760,275 | 3,685,846 | 112,800 | - | - | 129,607 | 12,750 | 1,760,441 |
| | その他 | 406,087 | 282,927 | 9,600 | - | - | 21,076 | 1,650 | 118,087 |
| | 無職 | 10,787,522 | 6,217,548 | 203,400 | - | - | 158,074 | 17,100 | 3,290,506 |
| | 不明 | 679,277 | 415,607 | 13,200 | - | - | 371 | 150 | 224,548 |
| D群 | 総数 | 14,284,466 | 8,627,435 | 274,200 | - | - | 252,141 | 28,000 | 4,625,242 |
| | 農林水産業 | 105,988 | 59,922 | 1,600 | - | - | 2,318 | 200 | 36,071 |
| | その他の自営業 | 1,694,399 | 1,101,386 | 31,000 | - | - | 50,167 | 3,800 | 541,263 |
| | 被用者 | 4,238,473 | 2,612,251 | 81,200 | - | - | 62,616 | 7,800 | 1,361,636 |
| | その他 | 674,936 | 420,518 | 14,000 | - | - | 5,871 | 1,000 | 243,459 |
| | 無職 | 7,440,540 | 4,343,780 | 143,600 | - | - | 131,168 | 15,200 | 2,391,905 |
| | 不明 | 130,130 | 89,578 | 2,800 | - | - | - | - | 50,908 |
| E群 | 総数 | 26,015,157 | 16,513,934 | 515,200 | - | - | 424,473 | 32,800 | 8,297,657 |
| | 農林水産業 | 62,208 | 23,632 | 400 | - | - | - | - | 19,116 |
| | その他の自営業 | 4,574,455 | 3,214,090 | 84,400 | - | - | 206,151 | 9,200 | 1,492,132 |
| | 被用者 | 8,107,020 | 5,321,196 | 170,000 | - | - | 160,445 | 12,000 | 2,583,928 |
| | その他 | 1,084,665 | 656,578 | 24,000 | - | - | - | - | 377,881 |
| | 無職 | 10,572,633 | 6,288,769 | 204,400 | - | - | 56,277 | 11,200 | 3,367,071 |
| | 不明 | 1,614,176 | 1,009,668 | 32,000 | - | - | 1,600 | 400 | 457,529 |

保険料（税）賦課状況 ー全世帯ー（続き）

（再掲） 5割軽減世帯

| 後期高齢者支援金分 | | | | | 介護納付金分 | | | | | |
|---------------|----------------|------------------|-------------|-----------|---------------|---------------|----------------|------------------|-------------|-----------|
| 保険料（税） 軽減額 | 賦課限度額 を超える額 | 賦課限度額を 超える世帯数 | 減免等によ る額 | 減免 世帯数 | 保険料（税） 調定額 | 保険料（税） 軽減額 | 賦課限度額 を超える額 | 賦課限度額を 超える世帯数 | 減免等によ る額 | 減免 世帯数 |
| 千円 | 千円 | | 千円 | | 千円 | 千円 | 千円 | | 千円 | |
| 24,554,256 | - | - | 404,597 | 95,350 | 12,224,207 | 8,414,690 | - | - | 142,318 | 34,500 |
| 523,162 | - | - | 6,069 | 800 | 278,803 | 189,180 | - | - | 4,817 | 500 |
| 3,459,155 | - | - | 106,199 | 15,650 | 2,432,344 | 1,536,906 | - | - | 49,112 | 9,050 |
| 7,004,840 | - | - | 129,002 | 31,300 | 4,525,234 | 2,927,872 | - | - | 51,545 | 12,700 |
| 813,977 | - | - | 21,711 | 3,850 | 380,262 | 275,102 | - | - | 10,886 | 2,350 |
| 10,970,224 | - | - | 138,733 | 43,300 | 3,678,707 | 2,852,803 | - | - | 23,778 | 9,500 |
| 1,782,898 | - | - | 2,885 | 450 | 928,857 | 632,827 | - | - | 2,180 | 400 |
| 3,632,613 | - | - | 35,016 | 3,500 | 1,852,733 | 1,213,190 | - | - | 12,438 | 1,150 |
| 205,615 | - | - | 3,094 | 100 | 125,780 | 79,519 | - | - | 3,154 | 50 |
| 413,255 | - | - | 2,237 | 200 | 314,498 | 184,824 | - | - | 514 | 100 |
| 833,385 | - | - | 7,479 | 750 | 529,870 | 333,736 | - | - | 2,245 | 400 |
| 119,790 | - | - | 8,731 | 400 | 63,856 | 42,600 | - | - | 4,558 | 200 |
| 1,463,749 | - | - | 13,230 | 2,000 | 515,086 | 374,330 | - | - | 1,967 | 400 |
| 596,819 | - | - | 245 | 50 | 303,644 | 198,181 | - | - | - | - |
| 8,914,224 | - | - | 64,051 | 11,800 | 4,464,397 | 3,028,071 | - | - | 26,547 | 5,500 |
| 250,708 | - | - | 1,860 | 200 | 133,105 | 96,636 | - | - | 920 | 100 |
| 1,125,775 | - | - | 14,579 | 1,300 | 822,182 | 503,789 | - | - | 7,504 | 900 |
| 2,472,006 | - | - | 15,386 | 3,800 | 1,585,808 | 1,008,641 | - | - | 6,709 | 1,700 |
| 231,425 | - | - | 4,233 | 800 | 135,450 | 97,619 | - | - | 2,180 | 500 |
| 4,130,387 | - | - | 25,352 | 5,300 | 1,408,502 | 1,070,119 | - | - | 7,053 | 1,900 |
| 703,924 | - | - | 2,640 | 400 | 379,351 | 251,267 | - | - | 2,180 | 400 |
| 3,887,992 | - | - | 102,891 | 32,850 | 1,796,464 | 1,290,943 | - | - | 24,143 | 10,050 |
| 39,196 | - | - | 332 | 300 | 6,633 | 5,693 | - | - | 356 | 150 |
| 516,057 | - | - | 9,289 | 3,150 | 353,244 | 228,799 | - | - | 3,301 | 1,650 |
| 1,147,294 | - | - | 39,953 | 12,150 | 675,255 | 450,534 | - | - | 11,595 | 4,200 |
| 85,981 | - | - | 6,813 | 1,650 | 42,080 | 33,306 | - | - | 3,336 | 1,050 |
| 1,945,726 | - | - | 46,504 | 15,600 | 657,550 | 526,470 | - | - | 5,554 | 3,000 |
| 153,738 | - | - | - | - | 61,702 | 46,140 | - | - | - | - |
| 2,814,844 | - | - | 79,088 | 28,000 | 1,262,457 | 886,586 | - | - | 23,678 | 9,400 |
| 20,252 | - | - | 782 | 200 | 13,286 | 7,332 | - | - | 386 | 200 |
| 352,215 | - | - | 14,691 | 3,800 | 244,046 | 153,366 | - | - | 6,759 | 1,600 |
| 844,898 | - | - | 20,160 | 7,800 | 538,516 | 345,864 | - | - | 7,798 | 3,600 |
| 150,698 | - | - | 1,934 | 1,000 | 58,200 | 45,461 | - | - | 812 | 600 |
| 1,411,890 | - | - | 41,521 | 15,200 | 380,588 | 308,183 | - | - | 7,922 | 3,400 |
| 34,890 | - | - | - | - | 27,820 | 26,380 | - | - | - | - |
| 5,304,582 | - | - | 123,551 | 19,200 | 2,848,156 | 1,995,901 | - | - | 55,513 | 8,400 |
| 7,392 | - | - | - | - | - | - | - | - | - | - |
| 1,051,853 | - | - | 65,402 | 7,200 | 698,374 | 466,128 | - | - | 31,034 | 4,800 |
| 1,707,257 | - | - | 46,024 | 6,800 | 1,195,783 | 789,097 | - | - | 23,198 | 2,800 |
| 226,082 | - | - | - | - | 80,676 | 56,116 | - | - | - | - |
| 2,018,472 | - | - | 12,125 | 5,200 | 716,981 | 573,700 | - | - | 1,281 | 800 |
| 293,527 | - | - | - | - | 156,341 | 110,859 | - | - | - | - |

第4表－1－4 群別、世帯主の職業別、

| 群別 | 世帯主の職業別 | 世帯数 | 所得のある世帯 | 所得のない世帯 | 所得不詳の世帯 | 被保険者数 | 所得総額 | 旧ただし書方式による課税標準額 |
|----|---------|-----------|-----------|-----------|---------|-----------|-------------|-----------------|
| | | | | | | 人 | 千円 | 千円 |
| 計 | 総数 | 5,491,350 | 1,612,350 | 3,829,100 | 49,900 | 7,253,050 | 417,216,638 | 87,457,975 |
| | 農林水産業 | 56,550 | 32,350 | 24,150 | 50 | 86,600 | 7,628,877 | 1,486,693 |
| | その他の自営業 | 257,550 | 155,950 | 98,700 | 2,900 | 392,400 | 35,437,248 | 5,442,817 |
| | 被用者 | 953,300 | 565,400 | 378,400 | 9,500 | 1,338,250 | 157,924,136 | 41,761,924 |
| | その他 | 173,050 | 73,300 | 97,700 | 2,050 | 226,400 | 14,994,561 | 1,006,802 |
| | 無職 | 3,468,700 | 665,200 | 2,775,600 | 27,900 | 4,422,550 | 166,974,760 | 28,137,610 |
| | 不明 | 582,200 | 120,150 | 454,550 | 7,500 | 786,850 | 34,257,057 | 9,622,128 |
| A群 | 総数 | 693,200 | 233,200 | 450,750 | 9,250 | 930,750 | 61,623,568 | 13,849,744 |
| | 農林水産業 | 23,750 | 13,300 | 10,400 | 50 | 36,350 | 3,336,770 | 826,311 |
| | その他の自営業 | 34,550 | 20,400 | 13,650 | 500 | 53,350 | 5,368,326 | 1,404,436 |
| | 被用者 | 99,200 | 59,050 | 39,050 | 1,100 | 144,500 | 18,065,864 | 5,793,578 |
| | その他 | 21,500 | 11,300 | 10,000 | 200 | 29,100 | 2,161,584 | 246,016 |
| | 無職 | 398,050 | 93,300 | 300,100 | 4,650 | 509,500 | 22,538,802 | 2,994,106 |
| | 不明 | 116,150 | 35,850 | 77,550 | 2,750 | 157,950 | 10,152,222 | 2,585,298 |
| B群 | 総数 | 1,826,200 | 562,700 | 1,244,200 | 19,300 | 2,458,300 | 149,979,318 | 33,960,867 |
| | 農林水産業 | 26,100 | 16,100 | 10,000 | - | 40,400 | 3,771,608 | 660,382 |
| | その他の自営業 | 89,200 | 52,800 | 35,000 | 1,400 | 138,200 | 12,272,283 | 2,248,537 |
| | 被用者 | 296,600 | 180,800 | 112,100 | 3,700 | 439,200 | 57,414,029 | 19,294,082 |
| | その他 | 52,300 | 21,300 | 30,300 | 700 | 69,700 | 3,987,092 | 400,723 |
| | 無職 | 1,188,600 | 250,600 | 928,000 | 10,000 | 1,527,700 | 61,665,240 | 8,779,881 |
| | 不明 | 173,400 | 41,100 | 128,800 | 3,500 | 243,100 | 10,869,065 | 2,577,262 |
| C群 | 総数 | 857,550 | 247,650 | 596,550 | 13,350 | 1,149,600 | 63,929,799 | 13,544,518 |
| | 農林水産業 | 4,500 | 1,950 | 2,550 | - | 7,050 | 326,470 | - |
| | その他の自営業 | 42,600 | 24,750 | 17,250 | 600 | 64,050 | 5,660,612 | 689,012 |
| | 被用者 | 145,500 | 87,750 | 55,650 | 2,100 | 207,150 | 25,198,750 | 7,132,563 |
| | その他 | 43,650 | 8,700 | 34,200 | 750 | 58,200 | 1,647,091 | 52,324 |
| | 無職 | 569,250 | 115,500 | 444,900 | 8,850 | 739,950 | 29,081,586 | 5,406,294 |
| | 不明 | 52,050 | 9,000 | 42,000 | 1,050 | 73,200 | 2,015,290 | 264,325 |
| D群 | 総数 | 616,800 | 174,000 | 440,800 | 2,000 | 821,200 | 48,015,398 | 12,121,177 |
| | 農林水産業 | 1,800 | 600 | 1,200 | - | 2,400 | 99,747 | - |
| | その他の自営業 | 27,600 | 16,000 | 11,200 | 400 | 45,600 | 3,649,353 | 726,105 |
| | 被用者 | 111,200 | 69,000 | 42,000 | 200 | 157,800 | 18,090,162 | 4,051,586 |
| | その他 | 15,600 | 10,400 | 5,200 | - | 20,200 | 2,262,728 | 126,159 |
| | 無職 | 423,600 | 77,000 | 345,400 | 1,200 | 545,800 | 23,791,336 | 7,217,327 |
| | 不明 | 37,000 | 1,000 | 35,800 | 200 | 49,400 | 122,071 | - |
| E群 | 総数 | 1,497,600 | 394,800 | 1,096,800 | 6,000 | 1,893,200 | 93,668,555 | 13,981,669 |
| | 農林水産業 | 400 | 400 | - | - | 400 | 94,282 | - |
| | その他の自営業 | 63,600 | 42,000 | 21,600 | - | 91,200 | 8,486,673 | 374,728 |
| | 被用者 | 300,800 | 168,800 | 129,600 | 2,400 | 389,600 | 39,155,330 | 5,490,116 |
| | その他 | 40,000 | 21,600 | 18,000 | 400 | 49,200 | 4,936,065 | 181,580 |
| | 無職 | 889,200 | 128,800 | 757,200 | 3,200 | 1,099,600 | 29,897,796 | 3,740,002 |
| | 不明 | 203,600 | 33,200 | 170,400 | - | 263,200 | 11,098,408 | 4,195,243 |

保険料（税）賦課状況 ー 全世界帯ー

（再掲） 7割軽減世帯

| 固定資産 税額 | 短期被保険者証等交付世帯数 | | 保険料（税）賦課経過措置適用世帯数 | | | | | | |
|------------|---------------|--------|----------------------|-------------|--------------------|----------------------------|-------------------------------|---------------------------|-----|
| | 短期被保 険者証 | 資格証明書 | 旧国保被 険者合算 軽減のみ | 平等割半額 のみ | 平等割 1/4 軽減のみ | 旧国保被保険者 合算軽減かつ 平等割半額 | 旧国保被保険者 合算軽減かつ 平等割1/4軽減 | 被扶養者で あった者に対 する緩和措置 | その他 |
| 千円 | | | | | | | | | |
| 34,480,091 | 212,600 | 31,550 | 201,900 | 25,700 | 2,550 | 217,550 | 50,050 | 150 | - |
| 1,600,164 | 800 | - | 6,050 | 400 | 100 | 6,650 | 1,200 | - | - |
| 3,349,909 | 15,150 | 1,300 | 9,600 | 1,150 | 50 | 12,300 | 2,150 | - | - |
| 4,557,187 | 73,400 | 11,050 | 10,650 | 400 | 550 | 11,100 | 2,000 | - | - |
| 2,683,668 | 2,700 | 750 | 5,550 | 100 | 50 | 8,550 | 1,700 | - | - |
| 18,691,231 | 98,650 | 15,050 | 151,050 | 20,200 | 1,800 | 160,550 | 39,100 | 150 | - |
| 3,597,932 | 21,900 | 3,400 | 19,000 | 3,450 | - | 18,400 | 3,900 | - | - |
| 10,737,789 | 20,050 | 3,700 | 36,950 | 5,000 | 850 | 40,700 | 10,400 | 50 | - |
| 769,207 | 600 | - | 2,750 | 200 | - | 2,650 | 400 | - | - |
| 1,046,496 | 1,600 | 100 | 2,350 | 150 | 50 | 1,900 | 600 | - | - |
| 1,399,662 | 4,950 | 1,150 | 2,800 | 100 | 150 | 1,950 | 350 | - | - |
| 418,936 | 400 | 150 | 1,100 | 100 | 50 | 1,800 | 350 | - | - |
| 5,284,535 | 9,500 | 1,800 | 21,250 | 3,250 | 600 | 25,600 | 7,000 | 50 | - |
| 1,818,954 | 3,000 | 500 | 6,700 | 1,200 | - | 6,800 | 1,700 | - | - |
| 19,511,725 | 70,600 | 10,800 | 70,000 | 6,400 | 900 | 95,700 | 22,300 | 100 | - |
| 727,157 | 200 | - | 2,700 | 200 | 100 | 2,700 | 800 | - | - |
| 1,930,450 | 5,400 | 300 | 3,900 | 300 | - | 5,000 | 700 | - | - |
| 2,609,019 | 23,100 | 3,100 | 4,700 | 100 | - | 5,200 | 1,200 | - | - |
| 1,477,201 | 600 | - | 900 | - | - | 2,000 | 900 | - | - |
| 10,995,955 | 35,500 | 6,600 | 51,600 | 4,900 | 800 | 74,100 | 17,300 | 100 | - |
| 1,771,943 | 5,800 | 800 | 6,200 | 900 | - | 6,700 | 1,400 | - | - |
| 4,228,217 | 26,550 | 4,050 | 27,150 | 2,700 | - | 37,950 | 6,750 | - | - |
| 103,800 | - | - | 600 | - | - | 300 | - | - | - |
| 372,964 | 1,950 | 300 | 1,350 | 300 | - | 2,400 | 450 | - | - |
| 546,146 | 7,950 | 1,200 | 1,350 | - | - | 1,950 | 450 | - | - |
| 787,531 | 1,500 | 600 | 1,950 | - | - | 1,950 | 450 | - | - |
| 2,410,741 | 13,650 | 1,650 | 20,400 | 2,250 | - | 30,450 | 5,400 | - | - |
| 7,035 | 1,500 | 300 | 1,500 | 150 | - | 900 | - | - | - |
| 2,360 | 27,800 | 2,600 | 17,800 | 3,600 | 400 | 18,800 | 5,000 | - | - |
| - | - | - | - | - | - | 1,000 | - | - | - |
| - | 2,600 | 200 | 1,200 | - | - | 1,000 | - | - | - |
| 2,360 | 11,000 | 800 | 200 | 200 | - | 800 | - | - | - |
| - | 200 | - | 400 | - | - | 800 | - | - | - |
| 0 | 12,000 | 1,000 | 15,800 | 3,400 | 400 | 14,000 | 4,200 | - | - |
| - | 2,000 | 600 | 200 | - | - | 1,200 | 800 | - | - |
| - | 67,600 | 10,400 | 50,000 | 8,000 | 400 | 24,400 | 5,600 | - | - |
| - | - | - | - | - | - | - | - | - | - |
| - | 3,600 | 400 | 800 | 400 | - | 2,000 | 400 | - | - |
| - | 26,400 | 4,800 | 1,600 | - | 400 | 1,200 | - | - | - |
| - | - | - | 1,200 | - | - | 2,000 | - | - | - |
| - | 28,000 | 4,000 | 42,000 | 6,400 | - | 16,400 | 5,200 | - | - |
| - | 9,600 | 1,200 | 4,400 | 1,200 | - | 2,800 | - | - | - |

第4表-1-4 群別、世帯主の職業別、

| 群 別 | 世帯主の職業別 | 医療給付費分 | | | | | | | 保険料(税) 調定額 |
|-----|-----------|---------------|---------------|-----------|----------------|------------------|---------|-----------|---------------|
| | | 保険料(税) 調定額 | 保険料(税) 軽減額 | 軽減世帯数 | 賦課限度額 を超える額 | 賦課限度額を 超える世帯数 | 減免等による額 | 減免 世帯数 | |
| | | 千円 | 千円 | | 千円 | | 千円 | | 千円 |
| 計 | 総 数 | 97,318,289 | 197,965,701 | 5,491,350 | 429,691 | 700 | 983,310 | 150,350 | 29,740,594 |
| | 農 林 水 産 業 | 1,456,266 | 2,268,535 | 56,550 | - | - | 10,065 | 900 | 420,627 |
| | その他の自営業 | 5,500,334 | 10,297,660 | 257,550 | 8,485 | 50 | 60,678 | 7,250 | 1,665,569 |
| | 被 用 者 | 19,211,174 | 36,216,123 | 953,300 | 70,858 | 300 | 176,766 | 30,500 | 5,932,179 |
| | そ の 他 | 3,073,236 | 6,013,771 | 173,050 | - | - | 51,671 | 4,000 | 898,102 |
| | 無 職 | 57,716,028 | 122,450,257 | 3,468,700 | 344,714 | 200 | 616,878 | 106,250 | 17,596,342 |
| | 不 明 | 10,361,252 | 20,719,356 | 582,200 | 5,633 | 150 | 67,253 | 1,450 | 3,227,775 |
| A群 | 総 数 | 14,603,429 | 25,952,266 | 693,200 | 9,675 | 100 | 123,821 | 8,050 | 4,382,299 |
| | 農 林 水 産 業 | 677,793 | 953,994 | 23,750 | - | - | 3,007 | 200 | 207,273 |
| | その他の自営業 | 968,667 | 1,395,576 | 34,550 | 8,485 | 50 | 1,677 | 200 | 293,585 |
| | 被 用 者 | 2,399,459 | 3,949,214 | 99,200 | - | - | 5,771 | 800 | 728,411 |
| | そ の 他 | 409,812 | 791,542 | 21,500 | - | - | 38,731 | 1,950 | 124,077 |
| | 無 職 | 7,664,457 | 14,505,459 | 398,050 | - | - | 71,295 | 4,800 | 2,275,256 |
| | 不 明 | 2,483,242 | 4,356,481 | 116,150 | 1,190 | 50 | 3,340 | 100 | 753,696 |
| B群 | 総 数 | 34,353,884 | 65,765,342 | 1,826,200 | 75,302 | 400 | 201,849 | 31,500 | 10,183,682 |
| | 農 林 水 産 業 | 644,908 | 1,058,259 | 26,100 | - | - | 2,917 | 200 | 179,056 |
| | その他の自営業 | 2,089,837 | 3,561,024 | 89,200 | - | - | 9,679 | 1,600 | 606,286 |
| | 被 用 者 | 6,779,188 | 11,510,943 | 296,600 | 70,858 | 300 | 32,951 | 4,900 | 2,016,310 |
| | そ の 他 | 1,042,420 | 1,717,538 | 52,300 | - | - | 3,982 | 700 | 287,669 |
| | 無 職 | 20,600,086 | 41,824,651 | 1,188,600 | - | - | 151,240 | 24,000 | 6,133,018 |
| | 不 明 | 3,197,446 | 6,092,928 | 173,400 | 4,443 | 100 | 1,080 | 100 | 961,342 |
| C群 | 総 数 | 15,277,751 | 31,954,988 | 857,550 | - | - | 229,228 | 43,800 | 4,565,369 |
| | 農 林 水 産 業 | 103,750 | 183,851 | 4,500 | - | - | 2,938 | 300 | 24,617 |
| | その他の自営業 | 826,806 | 1,710,389 | 42,600 | - | - | 14,527 | 2,250 | 244,535 |
| | 被 用 者 | 2,982,165 | 5,766,950 | 145,500 | - | - | 90,378 | 13,200 | 903,872 |
| | そ の 他 | 756,190 | 1,531,442 | 43,650 | - | - | 6,236 | 750 | 197,421 |
| | 無 職 | 9,799,008 | 20,915,956 | 569,250 | - | - | 110,217 | 26,850 | 2,925,475 |
| | 不 明 | 809,832 | 1,846,400 | 52,050 | - | - | 4,933 | 450 | 269,448 |
| D群 | 総 数 | 9,936,355 | 22,154,928 | 616,800 | 344,714 | 200 | 199,821 | 39,000 | 3,179,994 |
| | 農 林 水 産 業 | 24,544 | 60,131 | 1,800 | - | - | 1,203 | 200 | 8,014 |
| | その他の自営業 | 538,479 | 1,136,996 | 27,600 | - | - | 12,139 | 2,000 | 167,317 |
| | 被 用 者 | 2,086,015 | 4,230,261 | 111,200 | - | - | 25,948 | 5,200 | 667,312 |
| | そ の 他 | 253,012 | 579,655 | 15,600 | - | - | 2,722 | 600 | 87,202 |
| | 無 職 | 6,454,914 | 14,794,001 | 423,600 | 344,714 | 200 | 157,808 | 31,000 | 2,034,332 |
| | 不 明 | 579,392 | 1,353,882 | 37,000 | - | - | - | - | 215,816 |
| E群 | 総 数 | 23,146,870 | 52,138,177 | 1,497,600 | - | - | 228,590 | 28,000 | 7,429,252 |
| | 農 林 水 産 業 | 5,272 | 12,300 | 400 | - | - | - | - | 1,667 |
| | その他の自営業 | 1,076,545 | 2,493,676 | 63,600 | - | - | 22,656 | 1,200 | 353,846 |
| | 被 用 者 | 4,964,347 | 10,758,754 | 300,800 | - | - | 21,717 | 6,400 | 1,616,275 |
| | そ の 他 | 611,803 | 1,393,594 | 40,000 | - | - | - | - | 201,732 |
| | 無 職 | 13,197,563 | 30,410,190 | 889,200 | - | - | 126,318 | 19,600 | 4,228,260 |
| | 不 明 | 3,291,340 | 7,069,664 | 203,600 | - | - | 57,900 | 800 | 1,027,472 |

保険料（税）賦課状況 ー全世帯ー（続き）

（再掲） 7割軽減世帯

| 後期高齢者支援金分 | | | | | 介護納付金分 | | | | | |
|---------------|----------------|------------------|-------------|-----------|---------------|---------------|----------------|------------------|-------------|-----------|
| 保険料（税） 軽減額 | 賦課限度額 を超える額 | 賦課限度額を 超える世帯数 | 減免等によ る額 | 減免 世帯数 | 保険料（税） 調定額 | 保険料（税） 軽減額 | 賦課限度額 を超える額 | 賦課限度額を 超える世帯数 | 減免等によ る額 | 減免 世帯数 |
| 千円 | 千円 | | 千円 | | 千円 | 千円 | 千円 | | 千円 | |
| 61,783,946 | 96,445 | 550 | 291,772 | 113,800 | 11,311,211 | 24,007,107 | 10,113 | 100 | 91,194 | 47,800 |
| 676,334 | - | - | 2,825 | 800 | 145,633 | 262,715 | - | - | 1,632 | 450 |
| 3,225,485 | 4,367 | 50 | 17,970 | 5,650 | 799,367 | 1,630,596 | - | - | 5,898 | 3,600 |
| 11,281,882 | 10,116 | 200 | 51,221 | 22,500 | 2,641,537 | 4,939,083 | 10,113 | 100 | 17,065 | 9,750 |
| 1,919,369 | - | - | 19,697 | 3,900 | 351,517 | 788,976 | - | - | 8,765 | 1,750 |
| 38,045,193 | 80,955 | 200 | 177,601 | 79,900 | 6,085,651 | 13,641,883 | - | - | 57,273 | 32,050 |
| 6,635,684 | 1,008 | 100 | 22,457 | 1,050 | 1,287,507 | 2,743,856 | - | - | 562 | 200 |
| 7,938,266 | 4,367 | 50 | 44,463 | 7,150 | 1,473,320 | 2,872,888 | - | - | 19,031 | 3,000 |
| 289,805 | - | - | 979 | 200 | 69,205 | 112,581 | - | - | 871 | 150 |
| 429,632 | 4,367 | 50 | 677 | 200 | 120,873 | 201,424 | - | - | 458 | 100 |
| 1,205,174 | - | - | 1,824 | 550 | 275,542 | 487,765 | - | - | 110 | 100 |
| 259,586 | - | - | 15,790 | 1,950 | 43,710 | 104,285 | - | - | 7,300 | 950 |
| 4,411,049 | - | - | 24,204 | 4,150 | 714,823 | 1,489,454 | - | - | 10,137 | 1,650 |
| 1,343,020 | - | - | 990 | 100 | 249,167 | 477,379 | - | - | 155 | 50 |
| 20,073,341 | 11,123 | 300 | 39,901 | 22,400 | 3,908,803 | 7,823,675 | 10,113 | 100 | 16,087 | 8,100 |
| 304,024 | - | - | 540 | 100 | 63,149 | 119,324 | - | - | 550 | 100 |
| 1,095,486 | - | - | 947 | 800 | 283,340 | 527,659 | - | - | 500 | 500 |
| 3,450,520 | 10,116 | 200 | 6,486 | 3,300 | 939,413 | 1,509,076 | 10,113 | 100 | 1,832 | 1,300 |
| 543,538 | - | - | 901 | 600 | 113,809 | 232,433 | - | - | 272 | 100 |
| 12,746,721 | - | - | 30,738 | 17,500 | 2,113,583 | 4,629,197 | - | - | 12,933 | 6,100 |
| 1,933,052 | 1,008 | 100 | 290 | 100 | 395,509 | 805,986 | - | - | - | - |
| 9,976,788 | - | - | 89,703 | 43,650 | 1,803,758 | 3,874,923 | - | - | 34,514 | 18,900 |
| 59,064 | - | - | 972 | 300 | 9,701 | 21,968 | - | - | - | - |
| 529,993 | - | - | 5,383 | 2,250 | 123,027 | 264,540 | - | - | 3,500 | 1,800 |
| 1,794,906 | - | - | 32,788 | 13,050 | 411,648 | 767,262 | - | - | 12,064 | 5,550 |
| 458,144 | - | - | 2,107 | 750 | 84,322 | 195,339 | - | - | 713 | 300 |
| 6,515,229 | - | - | 46,754 | 26,850 | 1,066,411 | 2,371,096 | - | - | 17,830 | 11,100 |
| 619,453 | - | - | 1,699 | 450 | 108,649 | 254,719 | - | - | 407 | 150 |
| 7,062,894 | 80,955 | 200 | 62,561 | 39,000 | 1,132,388 | 2,592,720 | - | - | 21,563 | 17,800 |
| 19,552 | - | - | 334 | 200 | 1,907 | 4,942 | - | - | 211 | 200 |
| 352,167 | - | - | 3,956 | 2,000 | 67,439 | 161,276 | - | - | 1,440 | 1,200 |
| 1,333,570 | - | - | 8,007 | 5,200 | 268,723 | 530,133 | - | - | 3,059 | 2,800 |
| 199,698 | - | - | 900 | 600 | 30,913 | 73,594 | - | - | 480 | 400 |
| 4,652,786 | 80,955 | 200 | 49,364 | 31,000 | 678,941 | 1,625,309 | - | - | 16,372 | 13,200 |
| 505,120 | - | - | - | - | 84,465 | 197,467 | - | - | - | - |
| 16,732,656 | - | - | 55,144 | 1,600 | 2,992,942 | 6,842,902 | - | - | - | - |
| 3,889 | - | - | - | - | 1,672 | 3,900 | - | - | - | - |
| 818,207 | - | - | 7,008 | 400 | 204,688 | 475,697 | - | - | - | - |
| 3,497,712 | - | - | 2,117 | 400 | 746,212 | 1,644,848 | - | - | - | - |
| 458,402 | - | - | - | - | 78,762 | 183,326 | - | - | - | - |
| 9,719,408 | - | - | 26,542 | 400 | 1,511,892 | 3,526,826 | - | - | - | - |
| 2,235,038 | - | - | 19,478 | 400 | 449,717 | 1,008,305 | - | - | - | - |

第4表-2 群別、世帯主の職業別、

| 群別 | 世帯主の職業別 | 世帯数 | 所得のある世帯 | 所得のない世帯 | 所得不詳の世帯 | 被保険者数 | 所得総額 | 旧ただし書方式による課税標準額 |
|----|---------|------------|------------|-----------|-----------|------------|----------------|-----------------|
| | | | | | | 人 | 千円 | 千円 |
| 計 | 総数 | 18,331,950 | 12,232,300 | 5,076,800 | 1,022,850 | 29,080,250 | 23,481,989,710 | 18,897,732,372 |
| | 農林水産業 | 361,100 | 310,450 | 45,800 | 4,850 | 763,750 | 991,033,222 | 840,542,668 |
| | その他の自営業 | 2,256,350 | 2,017,100 | 183,350 | 55,900 | 4,512,350 | 5,630,848,094 | 4,777,718,467 |
| | 被用者 | 5,348,600 | 4,545,900 | 665,650 | 137,050 | 8,377,150 | 7,979,789,966 | 6,344,068,511 |
| | その他 | 665,650 | 506,200 | 145,250 | 14,200 | 1,052,100 | 1,653,533,636 | 1,461,358,445 |
| | 無職 | 7,609,650 | 3,979,450 | 3,495,500 | 134,700 | 11,245,250 | 5,469,252,503 | 4,043,847,522 |
| | 不明 | 2,090,600 | 873,200 | 541,250 | 676,150 | 3,129,650 | 1,757,532,289 | 1,430,196,759 |
| A群 | 総数 | 2,295,800 | 1,609,950 | 602,800 | 83,050 | 3,812,400 | 2,914,623,504 | 2,289,390,809 |
| | 農林水産業 | 141,550 | 120,950 | 18,100 | 2,500 | 302,100 | 432,366,231 | 373,906,426 |
| | その他の自営業 | 252,700 | 223,150 | 23,500 | 6,050 | 521,250 | 536,133,036 | 438,552,507 |
| | 被用者 | 573,450 | 484,750 | 74,600 | 14,100 | 944,950 | 816,886,903 | 635,593,463 |
| | その他 | 78,750 | 62,450 | 14,500 | 1,800 | 127,300 | 139,596,065 | 116,705,412 |
| | 無職 | 866,500 | 477,250 | 372,650 | 16,600 | 1,291,600 | 563,376,729 | 391,559,688 |
| | 不明 | 382,850 | 241,400 | 99,450 | 42,000 | 625,200 | 426,264,540 | 333,073,312 |
| B群 | 総数 | 6,374,100 | 4,361,100 | 1,702,200 | 310,800 | 10,381,200 | 8,117,886,162 | 6,459,787,838 |
| | 農林水産業 | 174,000 | 150,700 | 21,100 | 2,200 | 364,800 | 436,571,158 | 364,514,332 |
| | その他の自営業 | 774,100 | 688,100 | 61,100 | 24,900 | 1,595,500 | 1,916,040,530 | 1,618,935,834 |
| | 被用者 | 1,815,000 | 1,545,700 | 217,900 | 51,400 | 2,948,600 | 2,678,659,805 | 2,111,920,519 |
| | その他 | 207,300 | 156,900 | 45,200 | 5,200 | 334,700 | 490,147,505 | 429,503,016 |
| | 無職 | 2,744,900 | 1,502,400 | 1,193,400 | 49,100 | 4,109,700 | 1,999,670,929 | 1,457,860,939 |
| | 不明 | 658,800 | 317,300 | 163,500 | 178,000 | 1,027,900 | 596,796,235 | 477,053,197 |
| C群 | 総数 | 2,873,850 | 1,886,250 | 813,600 | 174,000 | 4,576,050 | 3,498,956,725 | 2,797,838,285 |
| | 農林水産業 | 27,150 | 22,200 | 4,800 | 150 | 55,050 | 65,370,667 | 54,237,882 |
| | その他の自営業 | 370,950 | 324,450 | 33,150 | 13,350 | 750,600 | 936,816,555 | 798,496,357 |
| | 被用者 | 849,150 | 717,450 | 102,750 | 28,950 | 1,333,800 | 1,218,429,804 | 962,410,428 |
| | その他 | 102,600 | 59,850 | 39,750 | 3,000 | 161,100 | 189,915,750 | 166,871,477 |
| | 無職 | 1,310,250 | 695,400 | 582,450 | 32,400 | 1,963,350 | 964,779,627 | 717,001,441 |
| | 不明 | 213,750 | 66,900 | 50,700 | 96,150 | 312,150 | 123,644,322 | 98,820,700 |
| D群 | 総数 | 2,034,200 | 1,354,600 | 588,200 | 91,400 | 3,211,800 | 2,630,453,465 | 2,125,124,170 |
| | 農林水産業 | 15,600 | 14,200 | 1,400 | - | 36,600 | 53,144,100 | 45,405,243 |
| | その他の自営業 | 257,000 | 235,400 | 18,800 | 2,800 | 517,400 | 643,215,349 | 542,258,252 |
| | 被用者 | 621,000 | 539,600 | 73,200 | 8,200 | 959,000 | 914,962,744 | 723,430,949 |
| | その他 | 93,000 | 79,400 | 13,400 | 200 | 152,200 | 296,871,831 | 266,375,765 |
| | 無職 | 935,600 | 478,800 | 445,800 | 11,000 | 1,393,400 | 708,137,773 | 535,886,457 |
| | 不明 | 112,000 | 7,200 | 35,600 | 69,200 | 153,200 | 14,121,667 | 11,767,504 |
| E群 | 総数 | 4,754,000 | 3,020,400 | 1,370,000 | 363,600 | 7,098,800 | 6,320,069,854 | 5,225,591,270 |
| | 農林水産業 | 2,800 | 2,400 | 400 | - | 5,200 | 3,581,066 | 2,478,784 |
| | その他の自営業 | 601,600 | 546,000 | 46,800 | 8,800 | 1,127,600 | 1,598,642,624 | 1,379,475,517 |
| | 被用者 | 1,490,000 | 1,258,400 | 197,200 | 34,400 | 2,190,800 | 2,350,850,710 | 1,910,713,152 |
| | その他 | 184,000 | 147,600 | 32,400 | 4,000 | 276,800 | 537,002,484 | 481,902,775 |
| | 無職 | 1,752,400 | 825,600 | 901,200 | 25,600 | 2,487,200 | 1,233,287,446 | 941,538,996 |
| | 不明 | 723,200 | 240,400 | 192,000 | 290,800 | 1,011,200 | 596,705,523 | 509,482,046 |

保険料（税）賦課状況 — 一般世帯 —

| 固定資産 税額 | 短期被保険者証等交付世帯数 | | 保険料（税）賦課経過措置適用世帯数 | | | | | | |
|-------------|---------------|---------|-----------------------|-------------|--------------------|----------------------------|-------------------------------|---------------------------|-----|
| | 短期被保 険者証 | 資格証明書 | 旧国保被 保険者合算 軽減のみ | 平等割半額 のみ | 平等割 1/4 軽減のみ | 旧国保被保険者 合算軽減かつ 平等割半額 | 旧国保被保険者 合算軽減かつ 平等割1/4軽減 | 被扶養者で あった者に対 する緩和措置 | その他 |
| 千円 | | | | | | | | | |
| 235,129,800 | 855,050 | 163,300 | 523,400 | 502,000 | 76,450 | 693,850 | 113,550 | 79,400 | - |
| 17,365,337 | 5,350 | 300 | 20,100 | 17,150 | 2,750 | 20,500 | 3,750 | 100 | - |
| 52,517,311 | 120,500 | 13,250 | 49,050 | 54,700 | 10,650 | 37,600 | 7,100 | 3,500 | - |
| 43,664,440 | 369,200 | 65,250 | 50,300 | 61,700 | 8,600 | 41,800 | 5,050 | 23,100 | - |
| 24,990,004 | 8,300 | 1,450 | 14,750 | 27,700 | 5,000 | 20,800 | 3,550 | 4,150 | - |
| 73,281,128 | 148,000 | 20,650 | 342,850 | 310,500 | 45,800 | 522,450 | 86,100 | 43,400 | - |
| 23,311,581 | 203,700 | 62,400 | 46,350 | 30,250 | 3,650 | 50,700 | 8,000 | 5,150 | - |
| 67,201,450 | 73,050 | 12,950 | 89,700 | 74,350 | 12,150 | 117,950 | 21,950 | 7,450 | - |
| 8,013,352 | 2,450 | 300 | 9,300 | 6,850 | 900 | 8,150 | 1,600 | 100 | - |
| 12,464,477 | 9,750 | 650 | 9,600 | 7,150 | 1,850 | 6,150 | 1,550 | 250 | - |
| 12,456,514 | 28,550 | 4,750 | 10,200 | 9,850 | 2,100 | 7,550 | 1,000 | 2,800 | - |
| 4,280,670 | 1,050 | 350 | 2,600 | 3,350 | 750 | 4,000 | 850 | 300 | - |
| 19,245,063 | 15,000 | 2,450 | 44,100 | 35,800 | 5,150 | 72,900 | 13,650 | 2,900 | - |
| 10,741,373 | 16,250 | 4,450 | 13,900 | 11,350 | 1,400 | 19,200 | 3,300 | 1,100 | - |
| 140,045,864 | 266,300 | 47,800 | 181,100 | 202,800 | 33,100 | 308,300 | 50,300 | 28,300 | - |
| 8,815,113 | 2,300 | - | 9,500 | 8,100 | 1,100 | 9,500 | 2,000 | - | - |
| 32,695,247 | 40,200 | 3,700 | 19,300 | 22,800 | 5,200 | 16,500 | 2,900 | 800 | - |
| 25,514,091 | 116,500 | 20,300 | 18,000 | 25,600 | 3,400 | 19,800 | 2,200 | 8,600 | - |
| 16,187,420 | 2,500 | 100 | 3,700 | 11,100 | 2,300 | 5,200 | 1,800 | 1,900 | - |
| 44,454,052 | 53,700 | 7,800 | 115,600 | 120,500 | 19,200 | 233,500 | 38,300 | 15,600 | - |
| 12,379,942 | 51,100 | 15,900 | 15,000 | 14,700 | 1,900 | 23,800 | 3,100 | 1,400 | - |
| 27,655,046 | 115,500 | 22,950 | 70,800 | 91,050 | 12,600 | 127,200 | 18,900 | 15,450 | - |
| 536,873 | - | - | 900 | 1,800 | 150 | 1,650 | 150 | - | - |
| 7,357,586 | 18,750 | 2,100 | 4,950 | 10,350 | 1,800 | 7,950 | 1,050 | 450 | - |
| 5,627,995 | 53,550 | 9,000 | 6,900 | 10,650 | 1,500 | 8,250 | 1,050 | 5,100 | - |
| 4,521,914 | 2,550 | 600 | 2,850 | 3,450 | 750 | 3,600 | 900 | 150 | - |
| 9,420,412 | 20,700 | 3,000 | 49,350 | 62,400 | 8,250 | 102,450 | 15,750 | 8,700 | - |
| 190,266 | 19,950 | 8,250 | 5,850 | 2,400 | 150 | 3,300 | - | 1,050 | - |
| 65,840 | 111,400 | 16,800 | 48,600 | 66,200 | 9,000 | 68,400 | 11,600 | 9,800 | - |
| - | 200 | - | 400 | 400 | 200 | 1,200 | - | - | - |
| - | 19,000 | 1,200 | 4,800 | 8,000 | 600 | 2,600 | 400 | - | - |
| 65,840 | 50,600 | 7,600 | 2,800 | 7,200 | 400 | 3,400 | 400 | 2,600 | - |
| - | 600 | - | 2,000 | 4,600 | 800 | 2,000 | - | 600 | - |
| - | 19,800 | 1,400 | 38,200 | 45,400 | 6,800 | 57,600 | 9,600 | 6,600 | - |
| - | 21,200 | 6,600 | 400 | 600 | 200 | 1,600 | 1,200 | - | - |
| 161,600 | 288,800 | 62,800 | 133,200 | 67,600 | 9,600 | 72,000 | 10,800 | 18,400 | - |
| - | 400 | - | - | - | 400 | - | - | - | - |
| - | 32,800 | 5,600 | 10,400 | 6,400 | 1,200 | 4,400 | 1,200 | 2,000 | - |
| - | 120,000 | 23,600 | 12,400 | 8,400 | 1,200 | 2,800 | 400 | 4,000 | - |
| - | 1,600 | 400 | 3,600 | 5,200 | 400 | 6,000 | - | 1,200 | - |
| 161,600 | 38,800 | 6,000 | 95,600 | 46,400 | 6,400 | 56,000 | 8,800 | 9,600 | - |
| - | 95,200 | 27,200 | 11,200 | 1,200 | - | 2,800 | 400 | 1,600 | - |

第4表-2 群別、世帯主の職業別、

| 群別 | 世帯主の職業別 | 医療給付費分 | | | | | | | 保険料(税)調定額 |
|----|---------|---------------|-------------|-----------|-------------|--------------|------------|---------|-------------|
| | | 保険料(税)調定額 | 保険料(税)軽減額 | 軽減世帯数 | 賦課限度額を超える額 | 賦課限度額を超える世帯数 | 減免等による額 | 減免世帯数 | |
| | | 千円 | 千円 | | 千円 | | 千円 | | 千円 |
| 計 | 総数 | 1,954,782,560 | 298,676,228 | 9,906,950 | 236,759,366 | 431,900 | 14,820,367 | 631,600 | 612,009,620 |
| | 農林水産業 | 70,704,318 | 4,577,546 | 153,000 | 17,602,058 | 43,000 | 116,565 | 3,450 | 22,347,212 |
| | その他の自営業 | 421,112,672 | 25,132,383 | 819,900 | 74,737,228 | 155,950 | 2,157,086 | 82,950 | 132,694,073 |
| | 被用者 | 663,418,171 | 64,810,608 | 2,132,600 | 54,000,110 | 114,700 | 7,011,896 | 220,200 | 207,316,155 |
| | その他 | 94,135,819 | 9,183,123 | 320,750 | 43,378,334 | 49,100 | 937,354 | 24,250 | 30,504,402 |
| | 無職 | 530,986,363 | 167,111,940 | 5,588,150 | 25,899,987 | 38,200 | 4,097,378 | 289,200 | 165,586,134 |
| | 不明 | 174,425,216 | 27,860,629 | 892,550 | 21,141,648 | 30,950 | 500,086 | 11,550 | 53,561,644 |
| A群 | 総数 | 252,394,226 | 40,837,468 | 1,322,700 | 25,725,515 | 60,150 | 1,748,393 | 31,900 | 79,162,528 |
| | 農林水産業 | 28,731,934 | 1,842,567 | 60,950 | 8,809,315 | 19,350 | 53,536 | 1,000 | 9,163,560 |
| | その他の自営業 | 44,404,761 | 3,228,488 | 103,450 | 4,646,294 | 14,200 | 263,427 | 2,200 | 13,982,291 |
| | 被用者 | 70,815,719 | 7,391,789 | 237,250 | 4,807,374 | 11,900 | 479,413 | 8,250 | 22,205,877 |
| | その他 | 9,334,165 | 1,268,958 | 42,600 | 2,950,925 | 2,650 | 533,681 | 5,750 | 2,941,905 |
| | 無職 | 59,801,820 | 20,364,206 | 664,050 | 1,175,844 | 3,850 | 323,314 | 12,750 | 18,351,667 |
| | 不明 | 39,305,827 | 6,741,460 | 214,400 | 3,335,764 | 8,200 | 95,023 | 1,950 | 12,517,229 |
| B群 | 総数 | 677,674,523 | 102,814,857 | 3,469,000 | 71,257,271 | 130,000 | 2,712,728 | 105,000 | 209,563,526 |
| | 農林水産業 | 33,083,896 | 2,233,325 | 75,500 | 6,432,781 | 17,400 | 22,966 | 700 | 10,320,720 |
| | その他の自営業 | 141,459,066 | 8,531,101 | 279,900 | 25,147,500 | 46,400 | 444,098 | 9,000 | 43,820,375 |
| | 被用者 | 221,324,465 | 21,801,789 | 723,100 | 14,581,792 | 30,200 | 908,749 | 30,500 | 68,136,192 |
| | その他 | 30,802,650 | 2,673,511 | 95,100 | 12,651,013 | 15,000 | 116,204 | 4,200 | 9,575,175 |
| | 無職 | 194,590,817 | 58,764,507 | 1,999,700 | 6,715,778 | 11,300 | 1,106,024 | 58,100 | 59,796,494 |
| | 不明 | 56,413,629 | 8,810,623 | 295,700 | 5,728,407 | 9,700 | 114,687 | 2,500 | 17,914,570 |
| C群 | 総数 | 306,519,913 | 48,025,904 | 1,567,050 | 35,265,428 | 69,150 | 1,947,194 | 153,900 | 96,319,860 |
| | 農林水産業 | 5,124,851 | 327,231 | 10,950 | 1,005,995 | 3,450 | 6,945 | 750 | 1,592,691 |
| | その他の自営業 | 70,963,815 | 4,006,863 | 133,350 | 13,571,086 | 29,550 | 233,790 | 18,750 | 22,499,501 |
| | 被用者 | 105,180,322 | 10,473,155 | 337,050 | 11,006,036 | 18,000 | 845,371 | 52,650 | 32,989,630 |
| | その他 | 13,363,116 | 1,870,439 | 58,650 | 4,209,836 | 8,250 | 75,241 | 5,100 | 4,205,541 |
| | 無職 | 95,394,481 | 28,904,708 | 947,400 | 4,273,949 | 7,650 | 738,861 | 73,950 | 29,830,782 |
| | 不明 | 16,493,327 | 2,443,509 | 79,650 | 1,198,527 | 2,250 | 46,986 | 2,700 | 5,201,715 |
| D群 | 総数 | 209,114,748 | 33,320,532 | 1,104,600 | 27,203,316 | 45,000 | 1,669,054 | 112,000 | 68,648,829 |
| | 農林水産業 | 3,411,339 | 138,490 | 4,800 | 1,353,967 | 2,800 | 30,521 | 600 | 1,158,070 |
| | その他の自営業 | 49,393,750 | 2,698,628 | 87,600 | 6,275,005 | 17,800 | 292,388 | 13,000 | 16,162,643 |
| | 被用者 | 74,623,729 | 7,555,344 | 248,400 | 5,311,635 | 12,200 | 556,285 | 28,800 | 24,368,089 |
| | その他 | 12,976,792 | 1,101,046 | 39,600 | 7,679,859 | 6,400 | 67,905 | 6,000 | 4,604,232 |
| | 無職 | 63,693,036 | 20,382,990 | 684,200 | 6,126,392 | 5,400 | 705,629 | 63,200 | 20,726,993 |
| | 不明 | 5,016,102 | 1,444,034 | 40,000 | 456,457 | 400 | 16,325 | 400 | 1,628,803 |
| E群 | 総数 | 509,079,150 | 73,677,466 | 2,443,600 | 77,307,836 | 127,600 | 6,742,998 | 228,800 | 158,314,876 |
| | 農林水産業 | 352,298 | 35,932 | 800 | - | - | 2,597 | 400 | 112,172 |
| | その他の自営業 | 114,891,279 | 6,667,302 | 215,600 | 25,097,344 | 48,000 | 923,384 | 40,000 | 36,229,263 |
| | 被用者 | 191,473,936 | 17,588,530 | 586,800 | 18,293,274 | 42,400 | 4,222,079 | 100,000 | 59,616,367 |
| | その他 | 27,659,096 | 2,269,168 | 84,800 | 15,886,700 | 16,800 | 144,322 | 3,200 | 9,177,549 |
| | 無職 | 117,506,210 | 38,695,530 | 1,292,800 | 7,608,025 | 10,000 | 1,223,550 | 81,200 | 36,880,198 |
| | 不明 | 57,196,332 | 8,421,002 | 262,800 | 10,422,493 | 10,400 | 227,066 | 4,000 | 16,299,327 |

保険料（税）賦課状況 —一般世帯—（続き）

| 後期高齢者支援金分 | | | | | 介護納付金分 | | | | | |
|---------------|----------------|------------------|-------------|-----------|---------------|---------------|----------------|------------------|-------------|-----------|
| 保険料（税） 軽減額 | 賦課限度額 を超える額 | 賦課限度額を 超える世帯数 | 減免等によ る額 | 減免 世帯数 | 保険料（税） 調定額 | 保険料（税） 軽減額 | 賦課限度額 を超える額 | 賦課限度額を 超える世帯数 | 減免等によ る額 | 減免 世帯数 |
| 千円 | 千円 | | 千円 | | 千円 | 千円 | 千円 | | 千円 | |
| 93,489,851 | 64,485,793 | 347,950 | 4,754,506 | 566,600 | 225,407,141 | 33,941,055 | 26,979,859 | 174,800 | 1,592,068 | 197,600 |
| 1,374,244 | 4,372,127 | 35,750 | 39,529 | 3,200 | 9,950,520 | 504,362 | 1,799,826 | 19,050 | 21,955 | 1,750 |
| 7,921,533 | 20,258,735 | 121,300 | 702,353 | 76,000 | 65,080,500 | 3,726,763 | 10,686,710 | 68,450 | 334,411 | 42,100 |
| 20,253,905 | 14,834,734 | 93,250 | 2,273,797 | 203,250 | 86,300,527 | 8,534,331 | 6,433,345 | 47,950 | 838,095 | 79,900 |
| 2,960,327 | 12,532,341 | 41,200 | 338,341 | 23,950 | 8,981,991 | 1,096,016 | 4,431,496 | 14,950 | 129,735 | 8,900 |
| 52,067,828 | 6,932,294 | 31,350 | 1,257,532 | 249,600 | 33,324,874 | 16,589,727 | 1,414,074 | 9,900 | 235,907 | 62,650 |
| 8,912,014 | 5,555,563 | 25,100 | 142,954 | 10,600 | 21,768,728 | 3,489,855 | 2,214,409 | 14,500 | 31,964 | 2,300 |
| 12,543,788 | 7,054,892 | 48,250 | 645,117 | 30,300 | 29,282,257 | 4,282,348 | 2,462,116 | 22,100 | 271,269 | 10,300 |
| 562,335 | 2,292,169 | 15,700 | 19,680 | 950 | 4,230,791 | 210,926 | 782,740 | 7,850 | 10,593 | 650 |
| 994,535 | 1,214,071 | 10,700 | 99,586 | 2,050 | 6,530,036 | 455,231 | 546,630 | 5,150 | 53,569 | 1,250 |
| 2,269,971 | 1,370,756 | 9,650 | 167,621 | 7,750 | 8,765,404 | 888,553 | 549,574 | 4,100 | 69,013 | 2,400 |
| 411,225 | 908,131 | 2,300 | 214,348 | 5,700 | 811,336 | 153,878 | 148,871 | 500 | 107,319 | 2,750 |
| 6,216,917 | 334,198 | 3,050 | 109,074 | 11,900 | 4,337,780 | 1,870,809 | 132,422 | 1,550 | 17,410 | 2,650 |
| 2,088,805 | 935,566 | 6,850 | 34,808 | 1,950 | 4,606,911 | 702,951 | 301,879 | 2,950 | 13,365 | 600 |
| 31,550,223 | 19,859,761 | 108,000 | 800,928 | 87,900 | 76,739,096 | 11,357,318 | 7,668,684 | 55,500 | 256,567 | 24,500 |
| 649,763 | 1,459,936 | 14,800 | 6,090 | 500 | 4,427,335 | 245,326 | 691,640 | 8,000 | 1,470 | 200 |
| 2,638,940 | 6,903,079 | 37,700 | 136,425 | 7,000 | 22,099,298 | 1,206,630 | 3,683,587 | 21,900 | 63,974 | 3,600 |
| 6,627,461 | 4,354,079 | 26,100 | 271,932 | 26,700 | 28,096,988 | 2,751,406 | 1,498,685 | 13,500 | 111,173 | 8,200 |
| 837,919 | 3,523,833 | 12,200 | 34,511 | 4,100 | 2,796,176 | 341,998 | 779,384 | 4,700 | 4,223 | 800 |
| 17,977,402 | 1,955,946 | 9,400 | 314,994 | 47,100 | 12,428,973 | 5,722,418 | 613,587 | 3,600 | 61,858 | 10,800 |
| 2,818,738 | 1,662,888 | 7,800 | 36,976 | 2,500 | 6,890,327 | 1,089,540 | 401,801 | 3,800 | 13,869 | 900 |
| 15,061,032 | 9,669,029 | 54,300 | 626,142 | 148,800 | 34,114,030 | 5,404,156 | 4,883,475 | 27,000 | 161,982 | 47,400 |
| 105,292 | 265,253 | 2,850 | 2,283 | 750 | 679,162 | 29,678 | 157,171 | 1,800 | 1,294 | 300 |
| 1,257,997 | 3,583,750 | 22,500 | 75,327 | 17,550 | 10,970,613 | 586,057 | 2,178,261 | 13,200 | 32,310 | 8,850 |
| 3,264,143 | 3,366,797 | 13,500 | 269,335 | 51,600 | 13,199,959 | 1,330,235 | 1,851,182 | 7,350 | 83,237 | 17,700 |
| 562,087 | 1,026,642 | 6,900 | 19,214 | 4,950 | 1,369,617 | 229,937 | 422,439 | 1,950 | 6,204 | 1,950 |
| 9,029,006 | 1,107,854 | 6,900 | 244,365 | 71,400 | 5,746,854 | 2,909,766 | 163,335 | 1,350 | 37,808 | 18,000 |
| 842,508 | 318,733 | 1,650 | 15,618 | 2,550 | 2,147,827 | 318,482 | 111,088 | 1,350 | 1,128 | 600 |
| 10,704,500 | 8,103,983 | 38,600 | 509,104 | 112,000 | 23,346,583 | 3,667,740 | 3,359,918 | 17,400 | 171,183 | 41,800 |
| 45,573 | 354,769 | 2,400 | 10,617 | 600 | 568,306 | 14,532 | 168,276 | 1,400 | 8,598 | 600 |
| 852,436 | 1,757,356 | 14,800 | 88,690 | 13,000 | 7,180,829 | 388,008 | 759,052 | 7,000 | 45,008 | 6,400 |
| 2,405,969 | 1,656,050 | 10,800 | 164,686 | 28,800 | 9,740,483 | 949,167 | 839,284 | 5,400 | 65,029 | 13,200 |
| 389,622 | 2,589,537 | 5,800 | 22,608 | 6,000 | 1,199,110 | 119,795 | 1,104,739 | 2,200 | 3,541 | 2,200 |
| 6,471,104 | 1,587,091 | 4,400 | 216,808 | 63,200 | 3,790,126 | 1,974,231 | 351,972 | 1,000 | 45,405 | 19,200 |
| 539,796 | 159,181 | 400 | 5,695 | 400 | 867,729 | 222,007 | 136,594 | 400 | 3,602 | 200 |
| 23,630,308 | 19,798,129 | 98,800 | 2,173,215 | 187,600 | 61,925,174 | 9,229,493 | 8,605,667 | 52,800 | 731,066 | 73,600 |
| 11,281 | - | - | 859 | 400 | 44,928 | 3,900 | - | - | - | - |
| 2,177,625 | 6,800,480 | 35,600 | 302,325 | 36,400 | 18,299,725 | 1,090,837 | 3,519,179 | 21,200 | 139,549 | 22,000 |
| 5,686,360 | 4,087,052 | 33,200 | 1,400,223 | 88,400 | 26,497,694 | 2,614,970 | 1,694,620 | 17,600 | 509,643 | 38,400 |
| 759,475 | 4,484,198 | 14,000 | 47,660 | 3,200 | 2,805,753 | 250,408 | 1,976,063 | 5,600 | 8,448 | 1,200 |
| 12,373,400 | 1,947,204 | 7,600 | 372,292 | 56,000 | 7,021,141 | 4,112,504 | 152,758 | 2,400 | 73,426 | 12,000 |
| 2,622,167 | 2,479,194 | 8,400 | 49,857 | 3,200 | 7,255,934 | 1,156,875 | 1,263,046 | 6,000 | - | - |

第4表-3 群別、世帯主の職業別、

| 群別 | 世帯主の職業別 | 世帯数 | 所得のある世帯 | 所得のない世帯 | 所得不詳の世帯 | 被保険者数 | 所得総額 | 旧ただし書方式による課税標準額 |
|----|---------|---------|---------|---------|---------|---------|-------------|-----------------|
| | | | | | | 人 | 千円 | 千円 |
| 計 | 総数 | 296,900 | 235,300 | 58,000 | 3,600 | 363,450 | 314,006,761 | 237,822,918 |
| | 農林水産業 | 8,850 | 7,600 | 1,200 | 50 | 11,250 | 9,367,789 | 7,105,031 |
| | その他の自営業 | 32,100 | 26,650 | 5,100 | 350 | 38,550 | 61,814,166 | 52,650,142 |
| | 被用者 | 70,650 | 62,900 | 7,300 | 450 | 86,150 | 93,994,691 | 73,119,908 |
| | その他 | 12,750 | 10,650 | 2,000 | 100 | 16,350 | 26,764,825 | 23,207,104 |
| | 無職 | 149,700 | 109,250 | 38,850 | 1,600 | 183,200 | 98,083,919 | 63,651,590 |
| | 不明 | 22,850 | 18,250 | 3,550 | 1,050 | 27,950 | 23,981,370 | 18,089,143 |
| A群 | 総数 | 53,000 | 42,250 | 10,350 | 400 | 64,900 | 46,315,641 | 33,122,954 |
| | 農林水産業 | 3,200 | 2,650 | 500 | 50 | 4,000 | 3,028,886 | 2,267,026 |
| | その他の自営業 | 4,650 | 3,500 | 1,000 | 150 | 5,550 | 5,785,862 | 4,668,442 |
| | 被用者 | 13,250 | 11,100 | 2,150 | - | 16,050 | 12,207,798 | 8,704,835 |
| | その他 | 1,550 | 1,300 | 250 | - | 2,150 | 2,573,249 | 2,095,799 |
| | 無職 | 22,550 | 17,300 | 5,100 | 150 | 27,550 | 15,579,806 | 10,273,919 |
| | 不明 | 7,800 | 6,400 | 1,350 | 50 | 9,600 | 7,140,040 | 5,112,934 |
| B群 | 総数 | 123,700 | 98,000 | 24,200 | 1,500 | 150,400 | 121,777,359 | 90,166,501 |
| | 農林水産業 | 4,800 | 4,100 | 700 | - | 5,800 | 4,759,170 | 3,571,236 |
| | その他の自営業 | 11,900 | 9,600 | 2,100 | 200 | 15,200 | 19,322,206 | 15,929,402 |
| | 被用者 | 29,500 | 26,200 | 3,000 | 300 | 35,800 | 34,091,998 | 25,354,316 |
| | その他 | 5,100 | 4,300 | 700 | 100 | 6,200 | 16,392,446 | 14,959,126 |
| | 無職 | 62,900 | 45,700 | 16,400 | 800 | 75,400 | 38,472,046 | 24,278,042 |
| | 不明 | 9,500 | 8,100 | 1,300 | 100 | 12,000 | 8,739,492 | 6,074,380 |
| C群 | 総数 | 42,600 | 33,450 | 8,250 | 900 | 52,350 | 54,294,907 | 43,536,642 |
| | 農林水産業 | 450 | 450 | - | - | 1,050 | 972,387 | 743,872 |
| | その他の自営業 | 4,350 | 3,750 | 600 | - | 5,400 | 6,101,507 | 4,804,203 |
| | 被用者 | 11,100 | 10,200 | 750 | 150 | 13,500 | 26,338,128 | 22,989,594 |
| | その他 | 1,500 | 1,050 | 450 | - | 1,800 | 1,239,645 | 894,145 |
| | 無職 | 23,850 | 17,250 | 6,150 | 450 | 29,250 | 19,018,813 | 13,727,901 |
| | 不明 | 1,350 | 750 | 300 | 300 | 1,350 | 624,428 | 376,928 |
| D群 | 総数 | 25,200 | 19,200 | 5,600 | 400 | 30,600 | 23,324,579 | 17,320,246 |
| | 農林水産業 | 400 | 400 | - | - | 400 | 607,346 | 522,898 |
| | その他の自営業 | 2,800 | 2,200 | 600 | - | 3,200 | 5,665,280 | 4,945,818 |
| | 被用者 | 6,400 | 5,400 | 1,000 | - | 8,400 | 5,629,684 | 3,752,606 |
| | その他 | 2,200 | 2,000 | 200 | - | 2,600 | 3,422,984 | 2,781,532 |
| | 無職 | 12,800 | 9,000 | 3,600 | 200 | 15,400 | 6,400,189 | 3,784,296 |
| | 不明 | 600 | 200 | 200 | 200 | 600 | 1,599,096 | 1,533,096 |
| E群 | 総数 | 52,400 | 42,400 | 9,600 | 400 | 65,200 | 68,294,275 | 53,676,575 |
| | 農林水産業 | - | - | - | - | - | - | - |
| | その他の自営業 | 8,400 | 7,600 | 800 | - | 9,200 | 24,939,310 | 22,302,278 |
| | 被用者 | 10,400 | 10,000 | 400 | - | 12,400 | 15,727,083 | 12,318,558 |
| | その他 | 2,400 | 2,000 | 400 | - | 3,600 | 3,136,501 | 2,476,501 |
| | 無職 | 27,600 | 20,000 | 7,600 | - | 35,600 | 18,613,066 | 11,587,433 |
| | 不明 | 3,600 | 2,800 | 400 | 400 | 4,400 | 5,878,315 | 4,991,806 |

保険料（税）賦課状況 —退職世帯—

| 固定資産 税額 | 短期被保険者証等交付世帯数 | | 保険料（税）賦課経過措置適用世帯数 | | | | | | |
|------------|---------------|-------|-----------------------|-------------|--------------------|----------------------------|-------------------------------|---------------------------|-----|
| | 短期被保 険者証 | 資格証明書 | 旧国保被 保険者合算 軽減のみ | 平等割半額 のみ | 平等割 1/4 軽減のみ | 旧国保被保険者 合算軽減かつ 平等割半額 | 旧国保被保険者 合算軽減かつ 平等割1/4軽減 | 被扶養者で あった者に対 する緩和措置 | その他 |
| 千円 | | | | | | | | | |
| 4,063,015 | 7,300 | 600 | 5,050 | 1,100 | 100 | 1,300 | 350 | - | - |
| 253,537 | 200 | - | 600 | - | - | - | - | - | - |
| 537,272 | 600 | - | 650 | - | - | - | - | - | - |
| 695,024 | 3,550 | - | 700 | 200 | 50 | 50 | 200 | - | - |
| 614,348 | 250 | - | 200 | 100 | - | 100 | - | - | - |
| 1,509,903 | 2,350 | 600 | 2,350 | 650 | 50 | 1,100 | 150 | - | - |
| 452,931 | 350 | - | 550 | 150 | - | 50 | - | - | - |
| 1,271,622 | 1,250 | - | 1,750 | 100 | 100 | 300 | - | - | - |
| 99,803 | 100 | - | 200 | - | - | - | - | - | - |
| 200,734 | 150 | - | 150 | - | - | - | - | - | - |
| 268,867 | 400 | - | 500 | - | 50 | 50 | - | - | - |
| 63,673 | - | - | 50 | - | - | - | - | - | - |
| 448,012 | 400 | - | 600 | 100 | 50 | 200 | - | - | - |
| 190,534 | 200 | - | 250 | - | - | 50 | - | - | - |
| 2,499,942 | 2,700 | 600 | 2,300 | 500 | - | 700 | - | - | - |
| 146,624 | 100 | - | 200 | - | - | - | - | - | - |
| 323,458 | 300 | - | 500 | - | - | - | - | - | - |
| 397,193 | 1,400 | - | 200 | 200 | - | - | - | - | - |
| 501,040 | 100 | - | - | 100 | - | 100 | - | - | - |
| 869,231 | 800 | 600 | 1,100 | 200 | - | 600 | - | - | - |
| 262,397 | - | - | 300 | - | - | - | - | - | - |
| 291,451 | 1,950 | - | 600 | 300 | - | 300 | 150 | - | - |
| 7,110 | - | - | - | - | - | - | - | - | - |
| 13,080 | 150 | - | - | - | - | - | - | - | - |
| 28,965 | 750 | - | - | - | - | - | - | - | - |
| 49,635 | 150 | - | 150 | - | - | - | - | - | - |
| 192,661 | 750 | - | 450 | 150 | - | 300 | 150 | - | - |
| - | 150 | - | - | 150 | - | - | - | - | - |
| - | 200 | - | 400 | 200 | - | - | 200 | - | - |
| - | - | - | 200 | - | - | - | - | - | - |
| - | - | - | - | - | - | - | - | - | - |
| - | 200 | - | - | - | - | - | 200 | - | - |
| - | - | - | - | - | - | - | - | - | - |
| - | - | - | 200 | 200 | - | - | - | - | - |
| - | - | - | - | - | - | - | - | - | - |
| - | 1,200 | - | - | - | - | - | - | - | - |
| - | - | - | - | - | - | - | - | - | - |
| - | - | - | - | - | - | - | - | - | - |
| - | 800 | - | - | - | - | - | - | - | - |
| - | - | - | - | - | - | - | - | - | - |
| - | 400 | - | - | - | - | - | - | - | - |
| - | - | - | - | - | - | - | - | - | - |

第4表-3 群別、世帯主の職業別、

| 群別 | 世帯主の職業別 | 医療給付費分 | | | | | | | 保険料(税)調定額 |
|----|---------|------------|-----------|---------|------------|--------------|---------|---------|-----------|
| | | 保険料(税)調定額 | 保険料(税)軽減額 | 軽減世帯数 | 賦課限度額を超える額 | 賦課限度額を超える世帯数 | 減免等による額 | 減免世帯数 | |
| | | 千円 | 千円 | | 千円 | | 千円 | | 千円 |
| 計 | 総数 | 24,187,381 | 3,496,281 | 160,600 | 2,712,400 | 6,400 | 118,920 | 6,400 | 7,566,478 |
| | 農林水産業 | 833,080 | 63,772 | 4,100 | 1,525 | 100 | - | - | 259,436 |
| | その他の自営業 | 4,274,845 | 139,564 | 7,850 | 769,839 | 3,100 | 19,916 | 600 | 1,350,588 |
| | 被用者 | 6,740,937 | 552,449 | 27,950 | 1,228,649 | 1,450 | 55,567 | 1,650 | 2,115,969 |
| | その他 | 1,696,857 | 119,616 | 6,050 | 381,181 | 900 | 2,195 | 300 | 528,144 |
| | 無職 | 8,587,270 | 2,390,419 | 104,050 | 283,534 | 500 | 41,242 | 3,850 | 2,679,973 |
| | 不明 | 2,054,391 | 230,461 | 10,600 | 47,672 | 350 | - | - | 632,368 |
| A群 | 総数 | 4,124,026 | 587,600 | 28,700 | 142,935 | 650 | 36,045 | 450 | 1,301,472 |
| | 農林水産業 | 287,892 | 28,995 | 1,750 | 1,525 | 100 | - | - | 89,597 |
| | その他の自営業 | 509,772 | 19,337 | 1,200 | 42,781 | 100 | 5,208 | 50 | 165,742 |
| | 被用者 | 1,070,047 | 114,945 | 5,800 | 627 | 150 | 18,400 | 100 | 347,480 |
| | その他 | 214,855 | 13,490 | 800 | 16,979 | 100 | - | - | 65,000 |
| | 無職 | 1,416,752 | 329,038 | 15,200 | 65,804 | 50 | 12,437 | 300 | 434,452 |
| | 不明 | 624,708 | 81,795 | 3,950 | 15,219 | 150 | - | - | 199,201 |
| B群 | 総数 | 9,774,840 | 1,343,648 | 66,300 | 656,721 | 2,500 | 9,228 | 1,000 | 3,033,429 |
| | 農林水産業 | 419,159 | 23,050 | 2,000 | - | - | - | - | 125,820 |
| | その他の自営業 | 1,558,149 | 54,541 | 3,300 | 51,098 | 1,100 | - | - | 480,149 |
| | 被用者 | 2,691,901 | 219,161 | 11,500 | 196,678 | 300 | 1,296 | 200 | 834,331 |
| | その他 | 850,910 | 35,370 | 1,900 | 361,466 | 600 | - | - | 257,010 |
| | 無職 | 3,535,012 | 908,516 | 42,500 | 15,028 | 300 | 7,932 | 800 | 1,106,644 |
| | 不明 | 719,709 | 103,010 | 5,100 | 32,452 | 200 | - | - | 229,476 |
| C群 | 総数 | 3,215,816 | 542,977 | 22,800 | 1,257,609 | 1,050 | 17,968 | 2,550 | 1,021,747 |
| | 農林水産業 | 77,929 | 10,647 | 150 | - | - | - | - | 27,483 |
| | その他の自営業 | 415,972 | 18,458 | 1,350 | 39,426 | 300 | 38 | 150 | 130,588 |
| | 被用者 | 1,218,260 | 75,758 | 3,450 | 1,015,479 | 600 | 5,653 | 750 | 393,757 |
| | その他 | 107,891 | 17,582 | 750 | - | - | 2,195 | 300 | 32,505 |
| | 無職 | 1,302,186 | 419,813 | 16,950 | 202,703 | 150 | 10,082 | 1,350 | 406,901 |
| | 不明 | 93,579 | 720 | 150 | - | - | - | - | 30,514 |
| D群 | 総数 | 1,903,495 | 335,259 | 15,200 | 2,736 | 200 | 20,056 | 800 | 612,680 |
| | 農林水産業 | 48,101 | 1,080 | 200 | - | - | - | - | 16,536 |
| | その他の自営業 | 427,890 | 8,252 | 400 | - | - | - | - | 134,780 |
| | 被用者 | 471,133 | 82,905 | 4,000 | - | - | 16,620 | 200 | 134,135 |
| | その他 | 238,885 | 21,544 | 1,000 | 2,736 | 200 | - | - | 87,928 |
| | 無職 | 615,318 | 215,486 | 9,400 | - | - | 3,436 | 600 | 198,028 |
| | 不明 | 102,169 | 5,992 | 200 | - | - | - | - | 41,273 |
| E群 | 総数 | 5,169,204 | 686,796 | 27,600 | 652,399 | 2,000 | 35,624 | 1,600 | 1,597,149 |
| | 農林水産業 | - | - | - | - | - | - | - | - |
| | その他の自営業 | 1,363,064 | 38,977 | 1,600 | 636,534 | 1,600 | 14,670 | 400 | 439,330 |
| | 被用者 | 1,289,596 | 59,680 | 3,200 | 15,865 | 400 | 13,598 | 400 | 406,266 |
| | その他 | 284,316 | 31,630 | 1,600 | - | - | - | - | 85,702 |
| | 無職 | 1,718,002 | 517,566 | 20,000 | - | - | 7,355 | 800 | 533,947 |
| 不明 | 514,226 | 38,944 | 1,200 | - | - | - | - | 131,905 | |

保険料（税）賦課状況 —退職世帯—（続き）

| 後期高齢者支援金分 | | | | | 介護納付金分 | | | | | |
|---------------|----------------|------------------|---------|-----------|---------------|---------------|----------------|------------------|---------|-----------|
| 保険料（税） 軽減額 | 賦課限度額 を超える額 | 賦課限度額を 超える世帯数 | 減免等による額 | 減免 世帯数 | 保険料（税） 調定額 | 保険料（税） 軽減額 | 賦課限度額 を超える額 | 賦課限度額を 超える世帯数 | 減免等による額 | 減免 世帯数 |
| 千円 | 千円 | | 千円 | | 千円 | 千円 | 千円 | | 千円 | |
| 1,099,189 | 860,556 | 5,450 | 39,268 | 6,000 | 7,100,230 | 1,210,668 | 756,806 | 3,950 | 35,353 | 5,750 |
| 19,290 | - | - | - | - | 249,543 | 25,350 | 989 | 50 | - | - |
| 42,909 | 270,080 | 2,400 | 7,110 | 600 | 1,230,276 | 48,730 | 230,943 | 1,700 | 6,845 | 600 |
| 174,540 | 368,622 | 1,350 | 18,283 | 1,550 | 1,993,499 | 184,626 | 329,085 | 1,050 | 16,726 | 1,550 |
| 38,250 | 122,357 | 900 | 718 | 300 | 437,510 | 49,294 | 104,041 | 500 | 939 | 300 |
| 751,264 | 90,777 | 400 | 13,158 | 3,550 | 2,603,074 | 821,445 | 86,908 | 400 | 10,843 | 3,300 |
| 72,936 | 8,720 | 400 | - | - | 586,329 | 81,224 | 4,840 | 250 | - | - |
| 184,403 | 53,996 | 450 | 13,039 | 450 | 1,199,684 | 205,483 | 36,194 | 500 | 12,926 | 450 |
| 8,793 | - | - | - | - | 86,105 | 9,555 | 989 | 50 | - | - |
| 5,649 | 13,480 | 100 | 2,007 | 50 | 150,631 | 6,687 | 7,246 | 150 | 1,997 | 50 |
| 36,709 | 237 | 100 | 7,072 | 100 | 310,935 | 38,985 | - | - | 7,057 | 100 |
| 4,541 | 5,003 | 100 | - | - | 58,131 | 5,614 | 6,321 | 100 | - | - |
| 103,110 | 28,086 | 50 | 3,960 | 300 | 405,738 | 114,455 | 18,406 | 50 | 3,872 | 300 |
| 25,602 | 7,190 | 100 | - | - | 188,145 | 30,187 | 3,232 | 150 | - | - |
| 417,540 | 208,282 | 2,100 | 2,159 | 600 | 2,914,633 | 472,075 | 153,143 | 1,500 | 1,814 | 500 |
| 7,190 | - | - | - | - | 122,800 | 12,729 | - | - | - | - |
| 16,143 | 36,606 | 800 | - | - | 453,068 | 17,951 | 17,866 | 600 | - | - |
| 69,086 | 52,236 | 400 | 243 | 100 | 792,677 | 72,930 | 34,340 | 200 | 524 | 100 |
| 10,217 | 116,494 | 600 | - | - | 200,750 | 13,556 | 97,720 | 400 | - | - |
| 281,734 | 2,157 | 200 | 1,916 | 500 | 1,111,290 | 317,642 | 1,609 | 200 | 1,290 | 400 |
| 33,170 | 789 | 100 | - | - | 234,048 | 37,267 | 1,608 | 100 | - | - |
| 166,535 | 386,882 | 900 | 6,512 | 2,550 | 975,399 | 181,751 | 365,239 | 750 | 6,065 | 2,400 |
| 2,835 | - | - | - | - | 26,054 | 2,394 | - | - | - | - |
| 4,831 | 14,323 | 300 | 15 | 150 | 127,692 | 6,710 | 8,863 | 150 | 15 | 150 |
| 23,060 | 312,026 | 450 | 2,138 | 750 | 358,995 | 23,868 | 289,483 | 450 | 2,156 | 750 |
| 5,172 | - | - | 718 | 300 | 31,400 | 6,826 | - | - | 939 | 300 |
| 130,353 | 60,534 | 150 | 3,642 | 1,350 | 393,996 | 141,607 | 66,893 | 150 | 2,956 | 1,200 |
| 284 | - | - | - | - | 37,262 | 346 | - | - | - | - |
| 107,584 | 1,602 | 400 | 5,699 | 800 | 502,516 | 111,288 | - | - | 3,792 | 800 |
| 472 | - | - | - | - | 14,583 | 672 | - | - | - | - |
| 2,343 | - | - | - | - | 103,845 | 2,560 | - | - | - | - |
| 26,125 | - | - | 4,666 | 200 | 121,826 | 26,737 | - | - | 2,616 | 200 |
| 7,297 | 860 | 200 | - | - | 61,159 | 8,968 | - | - | - | - |
| 68,910 | - | - | 1,033 | 600 | 193,498 | 69,776 | - | - | 1,176 | 600 |
| 2,436 | 741 | 200 | - | - | 7,605 | 2,576 | - | - | - | - |
| 223,128 | 209,793 | 1,600 | 11,860 | 1,600 | 1,507,998 | 240,072 | 202,230 | 1,200 | 10,756 | 1,600 |
| - | - | - | - | - | - | - | - | - | - | - |
| 13,943 | 205,671 | 1,200 | 5,088 | 400 | 395,040 | 14,822 | 196,968 | 800 | 4,834 | 400 |
| 19,561 | 4,122 | 400 | 4,165 | 400 | 409,065 | 22,107 | 5,262 | 400 | 4,373 | 400 |
| 11,022 | - | - | - | - | 86,071 | 14,330 | - | - | - | - |
| 167,158 | - | - | 2,607 | 800 | 498,552 | 177,965 | - | - | 1,549 | 800 |
| 11,444 | - | - | - | - | 119,269 | 10,848 | - | - | - | - |

第4表-4-1 群別、世帯主の職業別、

| 群別 | 世帯主の職業別 | 世帯数 | 所得のある世帯 | 所得のない世帯 | 所得不詳の世帯 | 被保険者数 | 所得総額 | 旧ただし書方式による課税標準額 |
|----|---------|------------|------------|-----------|---------|------------|----------------|-----------------|
| | | | | | | 人 | 千円 | 千円 |
| 計 | 総数 | 14,961,500 | 10,670,900 | 3,405,500 | 885,100 | 25,242,200 | 21,249,540,537 | 17,146,594,859 |
| | 農林水産業 | 303,600 | 284,000 | 15,750 | 3,850 | 695,500 | 966,900,864 | 823,582,332 |
| | その他の自営業 | 2,050,850 | 1,913,800 | 86,350 | 50,700 | 4,251,500 | 5,475,661,228 | 4,656,851,760 |
| | 被用者 | 4,292,050 | 3,840,300 | 368,900 | 82,850 | 7,200,750 | 6,872,100,641 | 5,462,015,444 |
| | その他 | 544,350 | 451,050 | 84,650 | 8,650 | 900,850 | 1,535,999,464 | 1,363,446,740 |
| | 無職 | 5,947,600 | 3,429,150 | 2,432,600 | 85,850 | 9,376,050 | 4,805,421,667 | 3,538,139,962 |
| | 不明 | 1,823,050 | 752,600 | 417,250 | 653,200 | 2,817,550 | 1,593,456,673 | 1,302,558,621 |
| A群 | 総数 | 1,820,900 | 1,378,750 | 375,650 | 66,500 | 3,248,000 | 2,603,162,957 | 2,050,063,932 |
| | 農林水産業 | 118,750 | 110,050 | 6,550 | 2,150 | 273,650 | 421,313,708 | 366,018,415 |
| | その他の自営業 | 226,650 | 209,650 | 11,450 | 5,550 | 486,250 | 517,659,912 | 424,672,050 |
| | 被用者 | 447,000 | 401,500 | 36,550 | 8,950 | 796,750 | 686,215,343 | 532,023,679 |
| | その他 | 63,400 | 54,700 | 7,600 | 1,100 | 108,450 | 129,831,984 | 109,362,757 |
| | 無職 | 654,500 | 395,600 | 248,500 | 10,400 | 1,043,300 | 468,893,705 | 321,384,300 |
| | 不明 | 310,600 | 207,250 | 65,000 | 38,350 | 539,600 | 379,248,305 | 296,602,731 |
| B群 | 総数 | 5,108,600 | 3,768,900 | 1,080,900 | 258,800 | 8,929,600 | 7,250,876,605 | 5,776,004,095 |
| | 農林水産業 | 147,300 | 138,700 | 6,900 | 1,700 | 334,300 | 425,521,902 | 356,464,241 |
| | その他の自営業 | 701,800 | 648,500 | 30,500 | 22,800 | 1,501,800 | 1,841,519,203 | 1,557,610,562 |
| | 被用者 | 1,426,800 | 1,287,900 | 106,100 | 32,800 | 2,511,000 | 2,263,009,704 | 1,779,276,493 |
| | その他 | 170,400 | 140,400 | 26,000 | 4,000 | 290,000 | 467,591,240 | 412,731,051 |
| | 無職 | 2,104,100 | 1,280,800 | 795,600 | 27,700 | 3,381,000 | 1,718,618,609 | 1,241,930,057 |
| | 不明 | 558,200 | 272,600 | 115,800 | 169,800 | 911,500 | 534,615,948 | 427,991,690 |
| C群 | 総数 | 2,304,600 | 1,631,850 | 525,750 | 147,000 | 3,931,200 | 3,174,306,163 | 2,550,810,498 |
| | 農林水産業 | 22,350 | 20,250 | 2,100 | - | 49,950 | 64,788,204 | 54,230,607 |
| | その他の自営業 | 334,800 | 307,650 | 15,000 | 12,150 | 707,250 | 914,979,732 | 782,341,899 |
| | 被用者 | 660,450 | 590,700 | 52,650 | 17,100 | 1,123,200 | 1,044,267,208 | 828,872,693 |
| | その他 | 83,550 | 51,150 | 31,050 | 1,350 | 136,800 | 168,320,722 | 148,160,748 |
| | 無職 | 1,013,400 | 604,950 | 385,500 | 22,950 | 1,629,150 | 869,401,803 | 646,648,995 |
| | 不明 | 190,050 | 57,150 | 39,450 | 93,450 | 284,850 | 112,548,493 | 90,555,555 |
| D群 | 総数 | 1,670,200 | 1,190,200 | 398,400 | 81,600 | 2,803,000 | 2,389,810,701 | 1,936,326,237 |
| | 農林水産業 | 12,800 | 12,600 | 200 | - | 32,800 | 51,695,984 | 44,390,285 |
| | その他の自営業 | 238,400 | 226,400 | 9,800 | 2,200 | 495,000 | 626,895,460 | 529,242,381 |
| | 被用者 | 501,800 | 455,800 | 41,200 | 4,800 | 829,800 | 791,927,187 | 627,056,511 |
| | その他 | 74,600 | 70,400 | 4,000 | 200 | 127,600 | 275,423,698 | 248,657,131 |
| | 無職 | 737,600 | 420,600 | 310,200 | 6,800 | 1,172,600 | 634,222,823 | 478,687,416 |
| | 不明 | 105,000 | 4,400 | 33,000 | 67,600 | 145,200 | 9,645,547 | 8,292,513 |
| E群 | 総数 | 4,057,200 | 2,701,200 | 1,024,800 | 331,200 | 6,330,400 | 5,831,384,111 | 4,833,390,098 |
| | 農林水産業 | 2,400 | 2,400 | - | - | 4,800 | 3,581,066 | 2,478,784 |
| | その他の自営業 | 549,200 | 521,600 | 19,600 | 8,000 | 1,061,200 | 1,574,606,921 | 1,362,984,868 |
| | 被用者 | 1,256,000 | 1,104,400 | 132,400 | 19,200 | 1,940,000 | 2,086,681,198 | 1,694,786,067 |
| | その他 | 152,400 | 134,400 | 16,000 | 2,000 | 238,000 | 494,831,819 | 444,535,053 |
| | 無職 | 1,438,000 | 727,200 | 692,800 | 18,000 | 2,150,000 | 1,114,284,726 | 849,489,195 |
| | 不明 | 659,200 | 211,200 | 164,000 | 284,000 | 936,400 | 557,398,380 | 479,116,131 |

保険料（税）賦課状況 ー全世帯ー <擬制世帯を除く>

| 固定資産 税額 | 短期被保険者証等交付世帯数 | | 保険料（税）賦課経過措置適用世帯数 | | | | | | |
|-------------|---------------|---------|-----------------------|-------------|--------------------|----------------------------|-------------------------------|---------------------------|-----|
| | 短期被保 険者証 | 資格証明書 | 旧国保被 保険者合算 軽減のみ | 平等割半額 のみ | 平等割 1/4 軽減のみ | 旧国保被保険者 合算軽減かつ 平等割半額 | 旧国保被保険者 合算軽減かつ 平等割1/4軽減 | 被扶養者で あった者に対 する緩和措置 | その他 |
| 千円 | | | | | | | | | |
| 222,660,039 | 789,200 | 155,150 | 156,500 | 49,150 | 10,850 | 67,800 | 16,400 | 500 | - |
| 17,192,828 | 5,150 | 300 | 13,650 | 2,000 | 1,000 | 2,700 | 1,400 | - | - |
| 50,831,304 | 117,250 | 12,950 | 27,700 | 8,100 | 3,850 | 4,350 | 1,900 | 50 | - |
| 39,328,791 | 333,350 | 59,250 | 28,900 | 10,450 | 3,300 | 8,250 | 3,000 | 150 | - |
| 23,919,944 | 6,950 | 1,050 | 4,550 | 2,250 | 250 | 2,600 | 700 | - | - |
| 68,675,223 | 129,200 | 19,550 | 66,750 | 22,850 | 1,100 | 43,250 | 7,800 | 200 | - |
| 22,711,949 | 197,300 | 62,050 | 14,950 | 3,500 | 1,350 | 6,650 | 1,600 | 100 | - |
| 64,432,419 | 64,400 | 12,050 | 39,700 | 7,900 | 2,750 | 11,150 | 3,700 | 150 | - |
| 7,914,968 | 2,450 | 300 | 6,450 | 1,200 | 450 | 850 | 550 | - | - |
| 12,391,504 | 9,550 | 650 | 6,650 | 1,150 | 800 | 800 | 450 | 50 | - |
| 11,377,949 | 24,450 | 4,350 | 7,550 | 1,850 | 750 | 1,300 | 500 | 50 | - |
| 4,155,861 | 950 | 350 | 1,150 | 350 | 50 | 300 | 200 | - | - |
| 18,219,539 | 11,850 | 2,150 | 11,450 | 2,200 | 300 | 6,250 | 1,300 | 50 | - |
| 10,372,599 | 15,150 | 4,250 | 6,450 | 1,150 | 400 | 1,650 | 700 | - | - |
| 131,936,224 | 241,300 | 45,600 | 62,700 | 17,500 | 4,900 | 33,100 | 8,100 | 200 | - |
| 8,733,877 | 2,100 | - | 6,200 | 600 | 400 | 1,500 | 700 | - | - |
| 31,153,694 | 38,300 | 3,400 | 12,400 | 3,300 | 2,000 | 2,200 | 1,100 | - | - |
| 23,045,336 | 104,800 | 18,600 | 11,000 | 2,600 | 1,200 | 4,100 | 1,100 | 100 | - |
| 15,352,514 | 2,300 | 100 | 1,400 | 1,200 | 200 | 800 | 500 | - | - |
| 41,481,259 | 45,000 | 7,600 | 27,100 | 7,800 | 500 | 20,500 | 4,000 | - | - |
| 12,169,545 | 48,800 | 15,900 | 4,600 | 2,000 | 600 | 4,000 | 700 | 100 | - |
| 26,072,677 | 108,300 | 20,700 | 15,300 | 7,950 | 1,800 | 9,150 | 1,800 | 150 | - |
| 543,983 | - | - | 600 | - | 150 | 150 | 150 | - | - |
| 7,286,106 | 18,600 | 2,100 | 2,850 | 1,050 | 450 | 750 | 150 | - | - |
| 4,842,026 | 49,500 | 7,500 | 3,750 | 1,200 | 750 | 1,650 | 600 | - | - |
| 4,411,569 | 2,100 | 600 | 600 | 300 | - | 300 | - | - | - |
| 8,819,202 | 18,750 | 2,400 | 6,600 | 5,250 | 300 | 6,300 | 900 | 150 | - |
| 169,791 | 19,350 | 8,100 | 900 | 150 | 150 | - | - | - | - |
| 63,480 | 104,400 | 15,600 | 13,600 | 8,600 | 600 | 6,400 | 2,000 | - | - |
| - | 200 | - | 400 | 200 | - | 200 | - | - | - |
| - | 18,800 | 1,200 | 3,000 | 2,200 | 200 | 200 | 200 | - | - |
| 63,480 | 47,000 | 6,400 | 1,800 | 2,400 | 200 | 800 | 400 | - | - |
| - | 400 | - | 200 | - | - | 400 | - | - | - |
| 0 | 17,200 | 1,400 | 8,000 | 3,600 | - | 4,600 | 1,200 | - | - |
| - | 20,800 | 6,600 | 200 | 200 | 200 | 200 | 200 | - | - |
| 155,239 | 270,800 | 61,200 | 25,200 | 7,200 | 800 | 8,000 | 800 | - | - |
| - | 400 | - | - | - | - | - | - | - | - |
| - | 32,000 | 5,600 | 2,800 | 400 | 400 | 400 | - | - | - |
| - | 107,600 | 22,400 | 4,800 | 2,400 | 400 | 400 | 400 | - | - |
| - | 1,200 | - | 1,200 | 400 | - | 800 | - | - | - |
| 155,224 | 36,400 | 6,000 | 13,600 | 4,000 | - | 5,600 | 400 | - | - |
| 14 | 93,200 | 27,200 | 2,800 | - | - | 800 | - | - | - |

第4表-4-1 群別、世帯主の職業別、

| 群別 | 世帯主の職業別 | 医療給付費分 | | | | | | | 保険料(税)調定額 |
|----|---------|---------------|-------------|-----------|-------------|--------------|------------|---------|-------------|
| | | 保険料(税)調定額 | 保険料(税)軽減額 | 軽減世帯数 | 賦課限度額を超える額 | 賦課限度額を超える世帯数 | 減免等による額 | 減免世帯数 | |
| | | 千円 | 千円 | | 千円 | | 千円 | | 千円 |
| 計 | 総数 | 1,728,178,663 | 271,862,698 | 8,572,500 | 219,757,899 | 397,100 | 11,272,010 | 483,000 | 541,381,476 |
| | 農林水産業 | 67,627,632 | 3,957,739 | 121,900 | 17,476,208 | 42,400 | 105,445 | 3,050 | 21,393,732 |
| | その他の自営業 | 406,253,410 | 23,787,462 | 751,000 | 72,919,727 | 153,700 | 2,012,202 | 76,000 | 128,056,370 |
| | 被用者 | 562,008,028 | 63,484,143 | 2,058,400 | 46,493,040 | 98,950 | 5,688,361 | 181,000 | 175,862,179 |
| | その他 | 84,473,895 | 8,449,014 | 283,950 | 41,359,960 | 44,950 | 646,387 | 16,450 | 27,375,856 |
| | 無職 | 451,004,190 | 146,652,218 | 4,575,900 | 21,061,796 | 28,050 | 2,538,773 | 200,900 | 140,571,024 |
| | 不明 | 156,811,509 | 25,532,123 | 781,350 | 20,447,168 | 29,050 | 280,843 | 5,600 | 48,122,314 |
| A群 | 総数 | 220,176,755 | 35,967,141 | 1,100,450 | 23,342,970 | 54,200 | 1,338,634 | 19,750 | 69,096,215 |
| | 農林水産業 | 27,420,276 | 1,564,572 | 47,800 | 8,729,952 | 18,950 | 49,665 | 800 | 8,756,722 |
| | その他の自営業 | 42,493,423 | 2,984,663 | 92,500 | 4,598,746 | 13,900 | 253,221 | 1,950 | 13,399,684 |
| | 被用者 | 58,630,780 | 7,188,134 | 225,750 | 3,415,069 | 9,500 | 324,824 | 4,300 | 18,370,969 |
| | その他 | 8,467,594 | 1,116,810 | 35,700 | 2,836,554 | 2,550 | 393,195 | 3,700 | 2,673,742 |
| | 無職 | 48,760,646 | 17,175,493 | 520,400 | 771,613 | 1,900 | 250,238 | 8,200 | 14,913,197 |
| | 不明 | 34,404,035 | 5,937,469 | 178,300 | 2,991,038 | 7,400 | 67,490 | 800 | 10,981,901 |
| B群 | 総数 | 594,828,570 | 92,550,943 | 2,952,600 | 63,960,251 | 119,900 | 1,604,643 | 63,900 | 183,949,978 |
| | 農林水産業 | 31,731,782 | 1,959,556 | 61,100 | 6,386,294 | 17,200 | 15,716 | 500 | 9,905,678 |
| | その他の自営業 | 136,163,836 | 8,052,500 | 255,000 | 23,494,815 | 45,400 | 372,929 | 7,700 | 42,147,179 |
| | 被用者 | 185,287,873 | 21,295,861 | 695,100 | 11,387,435 | 26,500 | 611,733 | 19,800 | 57,108,567 |
| | その他 | 28,227,503 | 2,489,661 | 84,700 | 12,587,093 | 14,300 | 44,285 | 2,300 | 8,768,246 |
| | 無職 | 163,206,620 | 50,772,635 | 1,604,200 | 4,660,338 | 7,700 | 510,418 | 32,500 | 50,117,037 |
| | 不明 | 50,210,956 | 7,980,730 | 252,500 | 5,444,276 | 8,800 | 49,562 | 1,100 | 15,903,270 |
| C群 | 総数 | 268,759,463 | 43,448,586 | 1,340,250 | 33,583,774 | 64,200 | 1,383,684 | 118,950 | 84,458,212 |
| | 農林水産業 | 4,919,735 | 296,055 | 9,000 | 1,005,995 | 3,450 | 6,945 | 750 | 1,530,876 |
| | その他の自営業 | 68,339,877 | 3,784,717 | 121,500 | 13,608,311 | 29,400 | 214,473 | 16,950 | 21,704,000 |
| | 被用者 | 87,207,201 | 10,202,550 | 323,550 | 10,297,613 | 15,150 | 623,390 | 42,900 | 27,397,304 |
| | その他 | 11,594,874 | 1,679,868 | 50,550 | 3,839,958 | 7,500 | 64,093 | 4,650 | 3,643,610 |
| | 無職 | 81,715,023 | 25,246,624 | 766,500 | 3,633,372 | 6,450 | 464,667 | 52,200 | 25,470,506 |
| | 不明 | 14,982,754 | 2,238,773 | 69,150 | 1,198,527 | 2,250 | 10,116 | 1,500 | 4,711,916 |
| D群 | 総数 | 184,448,556 | 30,745,052 | 970,000 | 25,436,593 | 39,600 | 1,289,700 | 88,800 | 60,502,143 |
| | 農林水産業 | 3,221,643 | 101,624 | 3,200 | 1,353,967 | 2,800 | 30,521 | 600 | 1,094,569 |
| | その他の自営業 | 47,742,479 | 2,595,276 | 82,400 | 6,134,911 | 17,000 | 286,218 | 12,200 | 15,607,619 |
| | 被用者 | 62,996,733 | 7,498,993 | 243,200 | 4,987,170 | 10,200 | 446,617 | 23,200 | 20,535,469 |
| | その他 | 11,371,134 | 1,044,308 | 36,200 | 7,379,296 | 5,400 | 21,741 | 3,800 | 4,023,614 |
| | 無職 | 54,573,825 | 18,169,756 | 569,200 | 5,190,414 | 4,000 | 492,814 | 48,800 | 17,782,747 |
| | 不明 | 4,542,742 | 1,335,094 | 35,800 | 390,835 | 200 | 11,789 | 200 | 1,458,126 |
| E群 | 総数 | 459,965,319 | 69,150,976 | 2,209,200 | 73,434,310 | 119,200 | 5,655,350 | 191,600 | 143,374,929 |
| | 農林水産業 | 334,196 | 35,932 | 800 | - | - | 2,597 | 400 | 105,887 |
| | その他の自営業 | 111,513,795 | 6,370,306 | 199,600 | 25,082,944 | 48,000 | 885,362 | 37,200 | 35,197,889 |
| | 被用者 | 167,885,441 | 17,298,605 | 570,800 | 16,405,753 | 37,600 | 3,681,797 | 90,800 | 52,449,870 |
| | その他 | 24,812,790 | 2,118,367 | 76,800 | 14,717,060 | 15,200 | 123,072 | 2,000 | 8,266,645 |
| | 無職 | 102,748,075 | 35,287,710 | 1,115,600 | 6,806,060 | 8,000 | 820,636 | 59,200 | 32,287,537 |
| | 不明 | 52,671,023 | 8,040,056 | 245,600 | 10,422,493 | 10,400 | 141,886 | 2,000 | 15,067,102 |

保険料（税）賦課状況 ー全世帯ー <擬制世帯を除く>（続き）

| 後期高齢者支援金分 | | | | | 介護納付金分 | | | | | |
|---------------|----------------|------------------|-------------|-----------|---------------|---------------|----------------|------------------|-------------|-----------|
| 保険料（税） 軽減額 | 賦課限度額 を超える額 | 賦課限度額を 超える世帯数 | 減免等によ る額 | 減免 世帯数 | 保険料（税） 調定額 | 保険料（税） 軽減額 | 賦課限度額 を超える額 | 賦課限度額を 超える世帯数 | 減免等によ る額 | 減免 世帯数 |
| 千円 | 千円 | | 千円 | | 千円 | 千円 | 千円 | | 千円 | |
| 85,154,621 | 59,765,792 | 321,250 | 3,637,109 | 425,700 | 198,325,039 | 30,582,583 | 25,310,242 | 160,100 | 1,418,200 | 178,600 |
| 1,184,251 | 4,329,382 | 35,300 | 36,127 | 2,800 | 9,664,316 | 443,617 | 1,787,048 | 18,850 | 20,699 | 1,600 |
| 7,500,919 | 19,707,616 | 119,400 | 656,228 | 69,450 | 63,269,698 | 3,578,125 | 10,495,055 | 67,400 | 336,578 | 41,900 |
| 19,846,539 | 12,642,059 | 80,600 | 1,862,194 | 164,250 | 74,644,638 | 8,494,971 | 5,649,341 | 41,800 | 772,536 | 74,250 |
| 2,720,789 | 11,953,052 | 37,900 | 238,129 | 16,200 | 7,665,111 | 1,004,617 | 4,326,086 | 13,500 | 89,591 | 7,850 |
| 45,736,575 | 5,801,289 | 24,500 | 772,586 | 168,350 | 23,466,434 | 13,885,496 | 919,004 | 5,200 | 166,832 | 50,700 |
| 8,165,548 | 5,332,394 | 23,550 | 71,846 | 4,650 | 19,614,841 | 3,175,756 | 2,133,709 | 13,350 | 31,964 | 2,300 |
| 11,056,622 | 6,355,971 | 43,400 | 505,689 | 18,500 | 25,362,289 | 3,714,558 | 2,103,590 | 19,350 | 228,021 | 8,700 |
| 476,086 | 2,263,970 | 15,450 | 18,338 | 750 | 4,105,299 | 180,063 | 774,043 | 7,750 | 10,257 | 600 |
| 920,447 | 1,204,212 | 10,400 | 95,270 | 1,800 | 6,267,855 | 421,602 | 529,660 | 4,950 | 53,026 | 1,250 |
| 2,208,624 | 961,394 | 7,600 | 120,368 | 3,850 | 7,431,778 | 896,409 | 319,374 | 2,800 | 64,862 | 1,950 |
| 362,053 | 856,185 | 2,250 | 159,442 | 3,700 | 712,225 | 131,863 | 127,608 | 550 | 67,264 | 1,800 |
| 5,241,733 | 238,994 | 1,600 | 86,295 | 7,600 | 2,826,724 | 1,470,952 | 71,758 | 600 | 19,247 | 2,500 |
| 1,847,678 | 831,217 | 6,100 | 25,975 | 800 | 4,018,408 | 613,668 | 281,147 | 2,700 | 13,365 | 600 |
| 28,415,054 | 17,520,216 | 99,600 | 473,364 | 49,700 | 66,932,883 | 10,133,786 | 6,738,628 | 49,600 | 214,390 | 20,500 |
| 567,192 | 1,445,390 | 14,600 | 4,030 | 300 | 4,305,993 | 219,236 | 687,557 | 7,900 | 550 | 100 |
| 2,493,313 | 6,355,299 | 36,700 | 115,036 | 5,700 | 21,399,247 | 1,151,547 | 3,399,556 | 21,100 | 62,653 | 3,400 |
| 6,473,675 | 3,308,029 | 22,900 | 189,178 | 16,000 | 24,221,490 | 2,752,452 | 1,323,258 | 11,600 | 97,289 | 7,300 |
| 779,373 | 3,493,385 | 11,700 | 14,799 | 2,200 | 2,450,117 | 312,690 | 784,298 | 4,300 | 4,223 | 800 |
| 15,551,171 | 1,357,011 | 6,500 | 134,664 | 24,400 | 8,392,714 | 4,704,576 | 173,394 | 1,300 | 35,807 | 8,000 |
| 2,550,330 | 1,561,102 | 7,200 | 15,658 | 1,100 | 6,163,321 | 993,286 | 370,565 | 3,400 | 13,869 | 900 |
| 13,616,879 | 9,227,561 | 50,850 | 443,020 | 114,300 | 29,815,643 | 4,809,370 | 4,802,007 | 25,350 | 141,564 | 42,600 |
| 96,347 | 265,253 | 2,850 | 2,283 | 750 | 684,115 | 28,256 | 157,171 | 1,800 | 1,294 | 300 |
| 1,187,618 | 3,598,074 | 22,500 | 68,547 | 15,750 | 10,692,229 | 571,354 | 2,187,123 | 13,350 | 32,100 | 8,850 |
| 3,178,312 | 3,170,573 | 11,700 | 202,610 | 42,000 | 11,307,540 | 1,318,775 | 1,784,815 | 6,600 | 72,792 | 16,800 |
| 505,105 | 893,590 | 6,150 | 15,513 | 4,500 | 1,117,660 | 201,397 | 370,647 | 1,650 | 7,143 | 2,250 |
| 7,884,541 | 981,338 | 6,000 | 150,350 | 49,950 | 4,100,562 | 2,402,885 | 194,378 | 900 | 27,106 | 13,800 |
| 764,957 | 318,733 | 1,650 | 3,717 | 1,350 | 1,913,538 | 286,704 | 107,874 | 1,050 | 1,128 | 600 |
| 9,873,662 | 7,707,884 | 34,200 | 389,944 | 88,800 | 20,170,907 | 3,311,918 | 3,242,798 | 15,000 | 146,450 | 37,200 |
| 33,344 | 354,769 | 2,400 | 10,617 | 600 | 523,981 | 12,162 | 168,276 | 1,400 | 8,598 | 600 |
| 818,857 | 1,721,813 | 14,200 | 86,859 | 12,200 | 6,972,821 | 376,826 | 744,814 | 6,400 | 44,416 | 6,000 |
| 2,388,754 | 1,554,866 | 8,800 | 130,562 | 23,200 | 8,214,481 | 959,215 | 796,379 | 4,400 | 55,606 | 12,200 |
| 366,606 | 2,483,654 | 5,000 | 7,838 | 3,800 | 987,139 | 112,248 | 1,085,571 | 1,800 | 2,513 | 1,800 |
| 5,770,670 | 1,450,634 | 3,600 | 149,811 | 48,800 | 2,688,040 | 1,656,692 | 336,680 | 800 | 31,715 | 16,400 |
| 495,430 | 142,148 | 200 | 4,257 | 200 | 784,445 | 194,775 | 111,076 | 200 | 3,602 | 200 |
| 22,192,405 | 18,954,160 | 93,200 | 1,825,092 | 154,400 | 56,043,316 | 8,612,951 | 8,423,219 | 50,800 | 687,775 | 69,600 |
| 11,281 | - | - | 859 | 400 | 44,928 | 3,900 | - | - | - | - |
| 2,080,685 | 6,828,218 | 35,600 | 290,515 | 34,000 | 17,937,546 | 1,056,796 | 3,633,902 | 21,600 | 144,383 | 22,400 |
| 5,597,174 | 3,647,198 | 29,600 | 1,219,476 | 79,200 | 23,469,349 | 2,568,121 | 1,425,515 | 16,400 | 481,987 | 36,000 |
| 707,652 | 4,226,238 | 12,800 | 40,537 | 2,000 | 2,397,971 | 246,420 | 1,957,962 | 5,200 | 8,448 | 1,200 |
| 11,288,460 | 1,773,312 | 6,800 | 251,466 | 37,600 | 5,458,394 | 3,650,391 | 142,793 | 1,600 | 52,957 | 10,000 |
| 2,507,153 | 2,479,194 | 8,400 | 22,239 | 1,200 | 6,735,129 | 1,087,323 | 1,263,046 | 6,000 | - | - |

第4表－4－2 群別、世帯主の職業別、

| 群別 | 世帯主の職業別 | 世帯数 | 所得のある世帯 | 所得のない世帯 | 所得不詳の世帯 | 被保険者数 | 所得総額 | 旧ただし書方式による課税標準額 |
|----|---------|-----------|-----------|---------|---------|-----------|---------------|-----------------|
| | | | | | | 人 | 千円 | 千円 |
| 計 | 総数 | 1,629,500 | 1,599,200 | 6,900 | 23,400 | 3,297,800 | 1,854,824,441 | 1,226,561,140 |
| | 農林水産業 | 35,700 | 35,100 | 100 | 500 | 84,300 | 41,947,487 | 26,660,723 |
| | その他の自営業 | 242,650 | 233,500 | 900 | 8,250 | 578,800 | 270,085,154 | 172,716,710 |
| | 被用者 | 471,700 | 462,300 | 2,150 | 7,250 | 946,500 | 522,288,697 | 344,220,348 |
| | その他 | 55,300 | 54,650 | 100 | 550 | 99,350 | 58,013,857 | 36,859,698 |
| | 無職 | 715,150 | 706,000 | 3,100 | 6,050 | 1,359,550 | 834,826,428 | 560,865,054 |
| | 不明 | 109,000 | 107,650 | 550 | 800 | 229,300 | 127,662,817 | 85,238,607 |
| A群 | 総数 | 220,850 | 217,100 | 900 | 2,850 | 461,800 | 255,539,797 | 166,624,022 |
| | 農林水産業 | 13,500 | 13,200 | - | 300 | 32,600 | 16,088,153 | 10,281,448 |
| | その他の自営業 | 29,450 | 28,550 | 200 | 700 | 72,500 | 33,380,608 | 20,927,889 |
| | 被用者 | 56,000 | 54,950 | 100 | 950 | 117,500 | 64,462,768 | 42,514,013 |
| | その他 | 7,450 | 7,300 | 100 | 50 | 14,050 | 8,183,654 | 5,126,166 |
| | 無職 | 81,950 | 81,100 | 300 | 550 | 156,750 | 95,572,587 | 63,041,882 |
| | 不明 | 32,500 | 32,000 | 200 | 300 | 68,400 | 37,852,027 | 24,732,624 |
| B群 | 総数 | 598,900 | 588,500 | 2,000 | 8,400 | 1,235,900 | 690,764,081 | 458,146,124 |
| | 農林水産業 | 19,200 | 18,900 | 100 | 200 | 45,600 | 22,232,747 | 14,047,598 |
| | その他の自営業 | 81,900 | 78,800 | 200 | 2,900 | 203,900 | 92,574,697 | 59,507,040 |
| | 被用者 | 175,700 | 172,400 | 300 | 3,000 | 362,600 | 199,159,344 | 132,753,697 |
| | その他 | 15,100 | 14,600 | - | 500 | 30,300 | 16,431,490 | 10,297,363 |
| | 無職 | 265,500 | 262,700 | 1,200 | 1,600 | 509,300 | 311,057,595 | 208,541,520 |
| | 不明 | 41,500 | 41,100 | 200 | 200 | 84,200 | 49,308,208 | 32,998,908 |
| C群 | 総数 | 261,150 | 253,800 | 1,200 | 6,150 | 530,100 | 296,976,056 | 197,937,105 |
| | 農林水産業 | 1,800 | 1,800 | - | - | 3,900 | 2,574,650 | 1,694,988 |
| | その他の自営業 | 40,500 | 37,950 | 300 | 2,250 | 102,600 | 45,175,298 | 29,042,384 |
| | 被用者 | 75,600 | 73,350 | 150 | 2,100 | 148,800 | 81,526,730 | 53,363,249 |
| | その他 | 4,350 | 4,350 | - | - | 8,400 | 5,059,299 | 3,386,223 |
| | 無職 | 128,100 | 126,000 | 600 | 1,500 | 243,300 | 149,796,880 | 101,661,718 |
| | 不明 | 10,800 | 10,350 | 150 | 300 | 23,100 | 12,843,200 | 8,788,542 |
| D群 | 総数 | 176,200 | 175,000 | 800 | 400 | 366,000 | 207,196,958 | 137,473,399 |
| | 農林水産業 | 1,200 | 1,200 | - | - | 2,200 | 1,051,938 | 636,690 |
| | その他の自営業 | 27,600 | 27,000 | 200 | 400 | 68,200 | 32,986,890 | 21,649,188 |
| | 被用者 | 54,400 | 54,400 | - | - | 111,600 | 61,279,486 | 40,277,629 |
| | その他 | 9,200 | 9,200 | - | - | 16,600 | 10,270,343 | 6,511,965 |
| | 無職 | 83,600 | 83,000 | 600 | - | 166,600 | 101,015,206 | 67,936,833 |
| | 不明 | 200 | 200 | - | - | 800 | 593,095 | 461,095 |
| E群 | 総数 | 372,400 | 364,800 | 2,000 | 5,600 | 704,000 | 404,347,550 | 266,380,490 |
| | 農林水産業 | - | - | - | - | - | - | - |
| | その他の自営業 | 63,200 | 61,200 | - | 2,000 | 131,600 | 65,967,662 | 41,590,209 |
| | 被用者 | 110,000 | 107,200 | 1,600 | 1,200 | 206,000 | 115,860,369 | 75,311,760 |
| | その他 | 19,200 | 19,200 | - | - | 30,000 | 18,069,072 | 11,537,981 |
| | 無職 | 156,000 | 153,200 | 400 | 2,400 | 283,600 | 177,384,159 | 119,683,101 |
| | 不明 | 24,000 | 24,000 | - | - | 52,800 | 27,066,288 | 18,257,439 |

保険料（税）賦課状況 ー全世帯ー <擬制世帯を除く>

(再掲) 2割軽減世帯

| 固定資産 税額 | 短期被保険者証等交付世帯数 | | 保険料（税）賦課経過措置適用世帯数 | | | | | | |
|------------|---------------|-------|----------------------|-------------|--------------------|----------------------------|-------------------------------|---------------------------|-----|
| | 短期被保 険者証 | 資格証明書 | 旧国保被 険者合算 軽減のみ | 平等割半額 のみ | 平等割 1/4 軽減のみ | 旧国保被保険者 合算軽減かつ 平等割半額 | 旧国保被保険者 合算軽減かつ 平等割1/4軽減 | 被扶養者で あった者に対 する緩和措置 | その他 |
| 千円 | | | | | | | | | |
| 23,370,886 | 67,750 | 9,850 | 40,650 | 2,650 | 150 | 14,450 | 2,700 | 100 | - |
| 1,397,614 | 1,000 | 50 | 5,150 | - | - | 850 | 200 | - | - |
| 3,704,233 | 16,700 | 1,650 | 11,750 | - | 150 | 1,400 | 750 | - | - |
| 4,314,388 | 39,600 | 7,550 | 9,550 | 450 | - | 2,150 | 950 | - | - |
| 1,060,447 | 1,400 | 50 | 850 | 50 | - | 1,000 | 150 | - | - |
| 10,549,182 | 6,200 | 250 | 10,300 | 1,800 | - | 8,150 | 500 | - | - |
| 2,345,022 | 2,850 | 300 | 3,050 | 350 | - | 900 | 150 | 100 | - |
| 7,762,282 | 6,750 | 850 | 10,650 | 650 | 50 | 2,300 | 650 | - | - |
| 667,802 | 400 | 50 | 2,600 | - | - | 250 | 100 | - | - |
| 1,262,230 | 1,300 | 50 | 2,650 | - | 50 | 200 | 200 | - | - |
| 1,271,689 | 3,350 | 500 | 2,250 | 150 | - | 400 | 150 | - | - |
| 440,431 | 100 | 50 | 250 | 50 | - | 50 | 50 | - | - |
| 2,901,680 | 650 | - | 1,650 | 300 | - | 1,000 | 100 | - | - |
| 1,218,450 | 950 | 200 | 1,250 | 150 | - | 400 | 50 | - | - |
| 13,557,825 | 23,600 | 3,600 | 16,500 | 600 | 100 | 6,600 | 1,400 | 100 | - |
| 729,812 | 400 | - | 2,200 | - | - | 400 | 100 | - | - |
| 2,056,058 | 4,500 | 500 | 5,600 | - | 100 | 700 | 400 | - | - |
| 2,709,283 | 13,600 | 2,900 | 3,100 | 300 | - | 800 | 300 | - | - |
| 479,151 | 400 | - | 600 | - | - | 200 | 100 | - | - |
| 6,456,949 | 2,800 | 100 | 4,200 | 100 | - | 4,000 | 400 | - | - |
| 1,126,572 | 1,900 | 100 | 800 | 200 | - | 500 | 100 | 100 | - |
| 2,050,780 | 10,800 | 1,200 | 4,500 | 600 | - | 3,150 | 450 | - | - |
| - | - | - | 150 | - | - | - | - | - | - |
| 385,945 | 2,700 | 300 | 1,500 | - | - | 300 | 150 | - | - |
| 333,416 | 6,450 | 750 | 1,800 | - | - | 750 | 300 | - | - |
| 140,865 | 300 | - | - | - | - | 150 | - | - | - |
| 1,190,553 | 1,350 | 150 | 450 | 600 | - | 1,950 | - | - | - |
| - | - | - | 600 | - | - | - | - | - | - |
| - | 9,400 | 600 | 3,000 | - | - | 1,600 | 200 | - | - |
| - | 200 | - | 200 | - | - | 200 | - | - | - |
| - | 3,400 | - | 800 | - | - | 200 | - | - | - |
| - | 4,600 | 600 | 800 | - | - | 200 | 200 | - | - |
| - | 200 | - | - | - | - | 200 | - | - | - |
| - | 1,000 | - | 1,200 | - | - | 800 | - | - | - |
| - | - | - | - | - | - | - | - | - | - |
| - | 17,200 | 3,600 | 6,000 | 800 | - | 800 | - | - | - |
| - | - | - | - | - | - | - | - | - | - |
| - | 4,800 | 800 | 1,200 | - | - | - | - | - | - |
| - | 11,600 | 2,800 | 1,600 | - | - | - | - | - | - |
| - | 400 | - | - | - | - | 400 | - | - | - |
| - | 400 | - | 2,800 | 800 | - | 400 | - | - | - |
| - | - | - | 400 | - | - | - | - | - | - |

第4表-4-2 群別、世帯主の職業別、

| 群別 | 世帯主の職業別 | 医療給付費分 | | | | | | | 保険料(税)調定額 |
|----|---------|-------------|------------|-----------|------------|--------------|-----------|--------|------------|
| | | 保険料(税)調定額 | 保険料(税)軽減額 | 軽減世帯数 | 賦課限度額を超える額 | 賦課限度額を超える世帯数 | 減免等による額 | 減免世帯数 | |
| | | 千円 | 千円 | | 千円 | | 千円 | | 千円 |
| 計 | 総数 | 186,034,047 | 22,496,170 | 1,629,500 | 24,514 | 150 | 1,572,836 | 81,100 | 57,920,762 |
| | 農林水産業 | 4,598,172 | 556,366 | 35,700 | - | - | 17,432 | 400 | 1,385,599 |
| | その他の自営業 | 29,345,561 | 3,807,475 | 242,650 | 3,786 | 50 | 312,941 | 17,550 | 9,163,189 |
| | 被用者 | 52,306,111 | 6,461,601 | 471,700 | - | - | 584,209 | 25,850 | 16,226,266 |
| | その他 | 5,711,437 | 702,338 | 55,300 | - | - | 77,684 | 2,100 | 1,888,553 |
| | 無職 | 81,379,925 | 9,464,230 | 715,150 | 20,728 | 100 | 576,550 | 35,000 | 25,327,428 |
| | 不明 | 12,692,841 | 1,504,160 | 109,000 | - | - | 4,020 | 200 | 3,929,727 |
| A群 | 総数 | 26,552,741 | 3,163,002 | 220,850 | 3,786 | 50 | 158,402 | 2,150 | 8,287,976 |
| | 農林水産業 | 1,799,562 | 213,006 | 13,500 | - | - | 3,140 | 150 | 550,516 |
| | その他の自営業 | 3,705,727 | 472,899 | 29,450 | 3,786 | 50 | 54,680 | 500 | 1,143,947 |
| | 被用者 | 6,599,134 | 800,154 | 56,000 | - | - | 44,700 | 500 | 2,064,138 |
| | その他 | 836,179 | 99,743 | 7,450 | - | - | 31,483 | 400 | 259,618 |
| | 無職 | 9,688,041 | 1,113,475 | 81,950 | - | - | 24,399 | 600 | 3,016,150 |
| | 不明 | 3,924,098 | 463,725 | 32,500 | - | - | - | - | 1,253,607 |
| B群 | 総数 | 68,909,706 | 8,212,321 | 598,900 | 20,728 | 100 | 302,642 | 11,600 | 21,133,929 |
| | 農林水産業 | 2,425,446 | 299,565 | 19,200 | - | - | 11,320 | 100 | 718,279 |
| | その他の自営業 | 10,053,658 | 1,288,099 | 81,900 | - | - | 65,279 | 1,900 | 3,099,577 |
| | 被用者 | 19,850,528 | 2,399,686 | 175,700 | - | - | 94,842 | 4,200 | 6,039,450 |
| | その他 | 1,762,210 | 209,605 | 15,100 | - | - | 13,081 | 500 | 545,234 |
| | 無職 | 30,184,152 | 3,477,888 | 265,500 | 20,728 | 100 | 114,099 | 4,700 | 9,242,728 |
| | 不明 | 4,633,711 | 537,478 | 41,500 | - | - | 4,020 | 200 | 1,488,660 |
| C群 | 総数 | 30,396,003 | 3,631,878 | 261,150 | - | - | 295,092 | 22,350 | 9,443,709 |
| | 農林水産業 | 252,360 | 27,213 | 1,800 | - | - | 2,972 | 150 | 79,274 |
| | その他の自営業 | 5,133,020 | 659,514 | 40,500 | - | - | 56,329 | 4,350 | 1,600,570 |
| | 被用者 | 8,389,761 | 1,029,790 | 75,600 | - | - | 83,968 | 6,150 | 2,592,685 |
| | その他 | 502,959 | 58,437 | 4,350 | - | - | 9,324 | 600 | 152,254 |
| | 無職 | 14,754,798 | 1,702,620 | 128,100 | - | - | 142,499 | 11,100 | 4,585,391 |
| | 不明 | 1,363,104 | 154,304 | 10,800 | - | - | - | - | 433,535 |
| D群 | 総数 | 20,176,041 | 2,476,941 | 176,200 | - | - | 115,638 | 8,600 | 6,522,269 |
| | 農林水産業 | 120,803 | 16,582 | 1,200 | - | - | - | - | 37,529 |
| | その他の自営業 | 3,510,476 | 453,248 | 27,600 | - | - | 22,732 | 2,000 | 1,112,204 |
| | 被用者 | 6,012,624 | 748,118 | 54,400 | - | - | 23,877 | 2,200 | 1,918,387 |
| | その他 | 827,404 | 110,703 | 9,200 | - | - | 1,368 | 200 | 317,529 |
| | 無職 | 9,659,173 | 1,144,393 | 83,600 | - | - | 67,661 | 4,200 | 3,119,956 |
| | 不明 | 45,560 | 3,898 | 200 | - | - | - | - | 16,664 |
| E群 | 総数 | 39,999,556 | 5,012,028 | 372,400 | - | - | 701,062 | 36,400 | 12,532,877 |
| | 農林水産業 | - | - | - | - | - | - | - | - |
| | その他の自営業 | 6,942,680 | 933,715 | 63,200 | - | - | 113,920 | 8,800 | 2,206,890 |
| | 被用者 | 11,454,063 | 1,483,854 | 110,000 | - | - | 336,822 | 12,800 | 3,611,606 |
| | その他 | 1,782,685 | 223,850 | 19,200 | - | - | 22,428 | 400 | 613,918 |
| | 無職 | 17,093,762 | 2,025,854 | 156,000 | - | - | 227,892 | 14,400 | 5,363,202 |
| | 不明 | 2,726,366 | 344,755 | 24,000 | - | - | - | - | 737,261 |

保険料（税）賦課状況 ー全世帯ー <擬制世帯を除く>（続き）

（再掲） 2割軽減世帯

| 後期高齢者支援金分 | | | | | 介護納付金分 | | | | | |
|---------------|----------------|------------------|-------------|-----------|---------------|---------------|----------------|------------------|-------------|-----------|
| 保険料（税） 軽減額 | 賦課限度額 を超える額 | 賦課限度額を 超える世帯数 | 減免等によ る額 | 減免 世帯数 | 保険料（税） 調定額 | 保険料（税） 軽減額 | 賦課限度額 を超える額 | 賦課限度額を 超える世帯数 | 減免等によ る額 | 減免 世帯数 |
| 千円 | 千円 | | 千円 | | 千円 | 千円 | 千円 | | 千円 | |
| 7,096,332 | 7,241 | 200 | 504,669 | 76,450 | 16,072,914 | 2,297,501 | - | - | 192,012 | 30,650 |
| 169,142 | - | - | 5,294 | 350 | 463,496 | 66,147 | - | - | 1,218 | 200 |
| 1,207,550 | - | - | 97,402 | 15,800 | 4,366,069 | 572,804 | - | - | 51,904 | 7,800 |
| 2,025,532 | 785 | 100 | 193,525 | 24,750 | 6,254,866 | 810,937 | - | - | 99,875 | 13,200 |
| 234,452 | - | - | 29,278 | 2,100 | 455,094 | 69,226 | - | - | 8,263 | 550 |
| 2,979,308 | 6,456 | 100 | 177,912 | 33,250 | 3,412,900 | 617,584 | - | - | 29,632 | 8,800 |
| 480,349 | - | - | 1,257 | 200 | 1,120,490 | 160,803 | - | - | 1,120 | 100 |
| 988,470 | 785 | 100 | 58,872 | 2,100 | 2,358,664 | 335,633 | - | - | 32,278 | 1,350 |
| 65,283 | - | - | 915 | 100 | 180,618 | 24,224 | - | - | 280 | 50 |
| 147,256 | - | - | 18,472 | 500 | 546,387 | 71,306 | - | - | 13,363 | 450 |
| 249,506 | 785 | 100 | 16,889 | 500 | 754,749 | 100,720 | - | - | 11,938 | 350 |
| 31,682 | - | - | 13,942 | 400 | 67,766 | 10,064 | - | - | 4,562 | 150 |
| 347,290 | - | - | 8,654 | 600 | 475,539 | 82,056 | - | - | 2,136 | 350 |
| 147,452 | - | - | - | - | 333,605 | 47,264 | - | - | - | - |
| 2,550,708 | 6,456 | 100 | 91,365 | 9,400 | 5,761,844 | 816,926 | - | - | 33,774 | 3,700 |
| 90,100 | - | - | 3,400 | 100 | 249,796 | 35,557 | - | - | - | - |
| 405,222 | - | - | 18,296 | 1,400 | 1,404,854 | 178,766 | - | - | 9,765 | 500 |
| 738,052 | - | - | 30,830 | 3,500 | 2,280,804 | 294,358 | - | - | 12,388 | 1,900 |
| 65,178 | - | - | 4,856 | 500 | 155,046 | 22,563 | - | - | 1,751 | 100 |
| 1,074,593 | 6,456 | 100 | 32,726 | 3,700 | 1,272,677 | 231,162 | - | - | 8,751 | 1,100 |
| 177,563 | - | - | 1,257 | 200 | 398,667 | 54,521 | - | - | 1,120 | 100 |
| 1,162,232 | - | - | 90,654 | 21,150 | 2,451,983 | 346,949 | - | - | 27,165 | 7,200 |
| 8,528 | - | - | 979 | 150 | 23,094 | 4,019 | - | - | 938 | 150 |
| 210,034 | - | - | 16,858 | 3,900 | 757,149 | 95,848 | - | - | 7,693 | 2,250 |
| 325,177 | - | - | 28,981 | 6,150 | 984,726 | 129,114 | - | - | 10,855 | 2,550 |
| 18,830 | - | - | 3,020 | 600 | 58,164 | 6,788 | - | - | 1,951 | 300 |
| 540,706 | - | - | 40,816 | 10,350 | 534,130 | 96,672 | - | - | 5,728 | 1,950 |
| 58,956 | - | - | - | - | 94,720 | 14,508 | - | - | - | - |
| 803,720 | - | - | 34,920 | 8,600 | 1,691,018 | 255,226 | - | - | 7,481 | 2,400 |
| 5,230 | - | - | - | - | 9,988 | 2,348 | - | - | - | - |
| 144,729 | - | - | 6,756 | 2,000 | 528,198 | 73,490 | - | - | 1,721 | 600 |
| 239,397 | - | - | 7,198 | 2,200 | 700,883 | 94,949 | - | - | 3,971 | 1,200 |
| 41,886 | - | - | 434 | 200 | 43,009 | 7,372 | - | - | - | - |
| 371,343 | - | - | 20,533 | 4,200 | 408,941 | 77,067 | - | - | 1,788 | 600 |
| 1,134 | - | - | - | - | - | - | - | - | - | - |
| 1,591,203 | - | - | 228,858 | 35,200 | 3,809,406 | 542,768 | - | - | 91,315 | 16,000 |
| - | - | - | - | - | - | - | - | - | - | - |
| 300,309 | - | - | 37,021 | 8,000 | 1,129,480 | 153,394 | - | - | 19,363 | 4,000 |
| 473,399 | - | - | 109,626 | 12,400 | 1,533,704 | 191,796 | - | - | 60,724 | 7,200 |
| 76,875 | - | - | 7,027 | 400 | 131,110 | 22,440 | - | - | - | - |
| 645,376 | - | - | 75,184 | 14,400 | 721,613 | 130,628 | - | - | 11,228 | 4,800 |
| 95,243 | - | - | - | - | 293,498 | 44,510 | - | - | - | - |

第4表－4－3 群別、世帯主の職業別、

| 群別 | 世帯主の職業別 | 世帯数 | 所得のある世帯 | 所得のない世帯 | 所得不詳の世帯 | 被保険者数 | 所得総額 | 旧ただし書方式による課税標準額 |
|----|---------|-----------|-----------|---------|---------|-----------|---------------|-----------------|
| | | | | | | 人 | 千円 | 千円 |
| 計 | 総数 | 2,015,400 | 1,972,300 | 13,600 | 29,500 | 3,954,000 | 1,328,395,070 | 620,905,356 |
| | 農林水産業 | 40,100 | 39,400 | 400 | 300 | 83,450 | 25,577,576 | 11,289,044 |
| | その他の自営業 | 273,150 | 264,800 | 3,200 | 5,150 | 621,050 | 167,951,849 | 73,237,380 |
| | 被用者 | 654,600 | 640,050 | 1,400 | 13,150 | 1,229,150 | 392,806,609 | 166,625,913 |
| | その他 | 73,750 | 72,850 | 500 | 400 | 125,600 | 45,523,180 | 19,573,967 |
| | 無職 | 830,350 | 815,850 | 5,750 | 8,750 | 1,600,000 | 600,169,161 | 304,937,526 |
| | 不明 | 143,450 | 139,350 | 2,350 | 1,750 | 294,750 | 96,366,695 | 45,241,526 |
| A群 | 総数 | 287,150 | 282,050 | 2,200 | 2,900 | 573,800 | 193,513,865 | 90,478,623 |
| | 農林水産業 | 15,300 | 15,150 | 50 | 100 | 31,300 | 10,010,736 | 4,515,122 |
| | その他の自営業 | 32,550 | 31,650 | 400 | 500 | 75,150 | 20,369,755 | 9,002,668 |
| | 被用者 | 74,000 | 72,600 | 50 | 1,350 | 145,550 | 47,045,519 | 20,698,405 |
| | その他 | 10,200 | 10,100 | - | 100 | 18,600 | 6,659,376 | 3,027,149 |
| | 無職 | 108,100 | 106,500 | 1,050 | 550 | 207,550 | 77,565,143 | 38,129,404 |
| | 不明 | 47,000 | 46,050 | 650 | 300 | 95,650 | 31,863,336 | 15,105,875 |
| B群 | 総数 | 742,700 | 727,900 | 4,600 | 10,200 | 1,478,600 | 495,767,369 | 234,078,941 |
| | 農林水産業 | 19,900 | 19,500 | 200 | 200 | 41,200 | 12,050,073 | 4,996,155 |
| | その他の自営業 | 91,600 | 89,000 | 800 | 1,800 | 213,300 | 57,096,042 | 25,450,863 |
| | 被用者 | 231,800 | 226,800 | 400 | 4,600 | 450,600 | 140,964,409 | 60,492,065 |
| | その他 | 22,300 | 22,000 | - | 300 | 39,100 | 13,375,913 | 5,426,516 |
| | 無職 | 321,400 | 316,200 | 2,600 | 2,600 | 617,200 | 233,087,013 | 118,693,708 |
| | 不明 | 55,700 | 54,400 | 600 | 700 | 117,200 | 39,193,920 | 19,019,634 |
| C群 | 総数 | 314,550 | 303,750 | 2,400 | 8,400 | 615,600 | 203,538,639 | 94,881,049 |
| | 農林水産業 | 3,300 | 3,150 | 150 | - | 6,150 | 1,994,807 | 825,224 |
| | その他の自営業 | 42,600 | 40,350 | 600 | 1,650 | 91,800 | 25,014,547 | 10,380,827 |
| | 被用者 | 106,800 | 103,050 | 150 | 3,600 | 202,200 | 62,109,993 | 26,008,708 |
| | その他 | 7,650 | 7,350 | 300 | - | 13,500 | 4,065,139 | 1,495,926 |
| | 無職 | 143,850 | 140,550 | 900 | 2,400 | 281,250 | 104,369,890 | 53,561,559 |
| | 不明 | 10,350 | 9,300 | 300 | 750 | 20,700 | 5,984,264 | 2,608,805 |
| D群 | 総数 | 229,400 | 228,200 | 800 | 400 | 442,400 | 155,385,773 | 74,227,869 |
| | 農林水産業 | 1,200 | 1,200 | - | - | 3,200 | 1,014,126 | 576,708 |
| | その他の自営業 | 29,200 | 29,000 | 200 | - | 62,400 | 18,555,109 | 8,107,302 |
| | 被用者 | 78,800 | 78,400 | - | 400 | 147,200 | 48,930,956 | 21,189,677 |
| | その他 | 12,800 | 12,600 | 200 | - | 23,200 | 8,446,885 | 4,156,955 |
| | 無職 | 105,800 | 105,400 | 400 | - | 202,400 | 77,563,540 | 39,834,070 |
| | 不明 | 1,600 | 1,600 | - | - | 4,000 | 875,157 | 363,157 |
| E群 | 総数 | 441,600 | 430,400 | 3,600 | 7,600 | 843,600 | 280,189,424 | 127,238,873 |
| | 農林水産業 | 400 | 400 | - | - | 1,600 | 507,834 | 375,834 |
| | その他の自営業 | 77,200 | 74,800 | 1,200 | 1,200 | 178,400 | 46,916,396 | 20,295,720 |
| | 被用者 | 163,200 | 159,200 | 800 | 3,200 | 283,600 | 93,755,733 | 38,237,058 |
| | その他 | 20,800 | 20,800 | - | - | 31,200 | 12,975,866 | 5,467,421 |
| | 無職 | 151,200 | 147,200 | 800 | 3,200 | 291,600 | 107,583,576 | 54,718,786 |
| | 不明 | 28,800 | 28,000 | 800 | - | 57,200 | 18,450,018 | 8,144,054 |

保険料（税）賦課状況 ー全世帯ー <擬制世帯を除く>

(再掲) 5割軽減世帯

| 固定資産 税額 | 短期被保険者証等交付世帯数 | | 保険料（税）賦課経過措置適用世帯数 | | | | | | |
|------------|---------------|--------|-----------------------|-------------|--------------------|----------------------------|-------------------------------|---------------------------|-----|
| | 短期被保 険者証 | 資格証明書 | 旧国保被 保険者合算 軽減のみ | 平等割半額 のみ | 平等割 1/4 軽減のみ | 旧国保被保険者 合算軽減かつ 平等割半額 | 旧国保被保険者 合算軽減かつ 平等割1/4軽減 | 被扶養者で あった者に対 する緩和措置 | その他 |
| 千円 | | | | | | | | | |
| 26,037,803 | 92,450 | 11,550 | 52,550 | 2,450 | 50 | 25,600 | 4,250 | 50 | - |
| 1,650,974 | 500 | 100 | 4,400 | - | - | 1,100 | 700 | - | - |
| 3,497,784 | 17,800 | 2,800 | 10,750 | 100 | - | 1,900 | 800 | - | - |
| 4,190,315 | 52,100 | 6,850 | 11,950 | 350 | - | 3,600 | 950 | 50 | - |
| 1,726,886 | 900 | 50 | 1,750 | 50 | 50 | 800 | 200 | - | - |
| 12,175,630 | 15,250 | 1,200 | 17,650 | 1,750 | - | 16,050 | 1,400 | - | - |
| 2,796,214 | 5,900 | 550 | 6,050 | 200 | - | 2,150 | 200 | - | - |
| 9,025,198 | 9,300 | 1,600 | 13,600 | 450 | 50 | 4,550 | 1,150 | 50 | - |
| 678,758 | 300 | 100 | 2,100 | - | - | 350 | 350 | - | - |
| 1,243,321 | 1,500 | 50 | 2,500 | - | - | 450 | 200 | - | - |
| 1,484,877 | 3,700 | 1,100 | 3,050 | 50 | - | 650 | 100 | 50 | - |
| 510,890 | 100 | 50 | 500 | 50 | 50 | 100 | - | - | - |
| 3,579,938 | 1,700 | 150 | 3,000 | 150 | - | 2,350 | 400 | - | - |
| 1,527,414 | 2,000 | 150 | 2,450 | 200 | - | 650 | 100 | - | - |
| 14,852,645 | 29,800 | 4,500 | 21,700 | 700 | - | 12,500 | 1,500 | - | - |
| 918,201 | 200 | - | 2,100 | - | - | 600 | 200 | - | - |
| 1,794,521 | 6,100 | 800 | 4,600 | 100 | - | 900 | 400 | - | - |
| 2,462,791 | 16,400 | 2,800 | 4,400 | 100 | - | 1,700 | 100 | - | - |
| 1,170,434 | 500 | - | 700 | - | - | 300 | 200 | - | - |
| 7,237,897 | 5,300 | 500 | 8,200 | 500 | - | 7,500 | 500 | - | - |
| 1,268,800 | 1,300 | 400 | 1,700 | - | - | 1,500 | 100 | - | - |
| 2,144,938 | 14,550 | 1,050 | 4,050 | 300 | - | 3,150 | 600 | - | - |
| 54,015 | - | - | - | - | - | 150 | 150 | - | - |
| 459,942 | 3,000 | 150 | 450 | - | - | 150 | - | - | - |
| 242,646 | 9,600 | 750 | 1,500 | - | - | 450 | 150 | - | - |
| 45,563 | 300 | - | 150 | - | - | - | - | - | - |
| 1,342,772 | 1,650 | 150 | 1,650 | 300 | - | 2,400 | 300 | - | - |
| - | - | - | 300 | - | - | - | - | - | - |
| - | 13,200 | 800 | 4,800 | 1,000 | - | 2,200 | 600 | - | - |
| - | - | - | 200 | - | - | - | - | - | - |
| - | 2,400 | 200 | 1,600 | - | - | - | 200 | - | - |
| - | 8,000 | 600 | 1,000 | 200 | - | 400 | 200 | - | - |
| - | - | - | - | - | - | - | - | - | - |
| - | 2,600 | - | 2,000 | 800 | - | 1,800 | 200 | - | - |
| - | 200 | - | - | - | - | - | - | - | - |
| 15,023 | 25,600 | 3,600 | 8,400 | - | - | 3,200 | 400 | - | - |
| - | - | - | - | - | - | - | - | - | - |
| - | 4,800 | 1,600 | 1,600 | - | - | 400 | - | - | - |
| - | 14,400 | 1,600 | 2,000 | - | - | 400 | 400 | - | - |
| - | - | - | 400 | - | - | 400 | - | - | - |
| 15,023 | 4,000 | 400 | 2,800 | - | - | 2,000 | - | - | - |
| - | 2,400 | - | 1,600 | - | - | - | - | - | - |

第4表－4－3 群別、世帯主の職業別、

| 群別 | 世帯主の職業別 | 医療給付費分 | | | | | | | 保険料(税)調定額 |
|----|---------|-------------|------------|-----------|------------|--------------|-----------|---------|------------|
| | | 保険料(税)調定額 | 保険料(税)軽減額 | 軽減世帯数 | 賦課限度額を超える額 | 賦課限度額を超える世帯数 | 減免等による額 | 減免世帯数 | |
| | | 千円 | 千円 | | 千円 | | 千円 | | 千円 |
| 計 | 総数 | 119,498,798 | 68,221,573 | 2,015,400 | 15,239 | 100 | 1,253,444 | 102,250 | 37,035,064 |
| | 農林水産業 | 2,653,975 | 1,424,797 | 40,100 | - | - | 11,287 | 800 | 781,389 |
| | その他の自営業 | 16,506,258 | 10,361,401 | 273,150 | - | - | 335,227 | 17,500 | 5,146,160 |
| | 被用者 | 34,755,421 | 21,460,970 | 654,600 | - | - | 424,086 | 37,650 | 10,803,650 |
| | その他 | 3,922,968 | 2,227,146 | 73,750 | 15,239 | 100 | 58,888 | 3,700 | 1,248,837 |
| | 無職 | 52,912,827 | 27,860,265 | 830,350 | - | - | 413,514 | 41,650 | 16,339,108 |
| | 不明 | 8,747,348 | 4,886,994 | 143,450 | - | - | 10,441 | 950 | 2,715,921 |
| A群 | 総数 | 18,677,470 | 9,941,534 | 287,150 | - | - | 86,006 | 3,000 | 5,712,923 |
| | 農林水産業 | 1,037,881 | 535,642 | 15,300 | - | - | 6,455 | 100 | 315,203 |
| | その他の自営業 | 2,206,490 | 1,241,350 | 32,550 | - | - | 6,102 | 250 | 670,452 |
| | 被用者 | 4,442,058 | 2,545,288 | 74,000 | - | - | 20,737 | 950 | 1,358,782 |
| | その他 | 640,176 | 326,838 | 10,200 | - | - | 17,810 | 250 | 202,338 |
| | 無職 | 7,245,361 | 3,641,877 | 108,100 | - | - | 34,901 | 1,450 | 2,195,003 |
| | 不明 | 3,105,504 | 1,650,538 | 47,000 | - | - | - | - | 971,145 |
| B群 | 総数 | 45,062,622 | 24,954,061 | 742,700 | 15,239 | 100 | 202,630 | 12,600 | 13,713,280 |
| | 農林水産業 | 1,279,325 | 711,069 | 19,900 | - | - | 1,479 | 200 | 361,079 |
| | その他の自営業 | 5,742,031 | 3,446,106 | 91,600 | - | - | 44,026 | 1,400 | 1,744,198 |
| | 被用者 | 12,674,466 | 7,660,914 | 231,800 | - | - | 52,598 | 4,500 | 3,878,964 |
| | その他 | 1,296,546 | 687,826 | 22,300 | 15,239 | 100 | 14,131 | 800 | 363,677 |
| | 無職 | 20,647,104 | 10,571,433 | 321,400 | - | - | 81,927 | 5,300 | 6,284,579 |
| | 不明 | 3,423,149 | 1,876,714 | 55,700 | - | - | 8,470 | 400 | 1,080,782 |
| C群 | 総数 | 18,409,233 | 10,670,380 | 314,550 | - | - | 328,649 | 31,650 | 5,626,150 |
| | 農林水産業 | 184,973 | 104,762 | 3,300 | - | - | 1,035 | 300 | 55,460 |
| | その他の自営業 | 2,485,251 | 1,535,478 | 42,600 | - | - | 31,680 | 3,450 | 761,172 |
| | 被用者 | 5,606,317 | 3,548,819 | 106,800 | - | - | 129,067 | 12,600 | 1,713,810 |
| | その他 | 330,401 | 236,546 | 7,650 | - | - | 21,076 | 1,650 | 97,875 |
| | 無職 | 9,207,883 | 4,890,227 | 143,850 | - | - | 145,418 | 13,500 | 2,803,031 |
| | 不明 | 594,407 | 354,549 | 10,350 | - | - | 371 | 150 | 194,802 |
| D群 | 総数 | 13,148,118 | 7,671,640 | 229,400 | - | - | 215,687 | 24,200 | 4,262,062 |
| | 農林水産業 | 89,588 | 49,692 | 1,200 | - | - | 2,318 | 200 | 30,531 |
| | その他の自営業 | 1,659,230 | 1,067,258 | 29,200 | - | - | 48,068 | 3,600 | 530,515 |
| | 被用者 | 4,136,451 | 2,554,650 | 78,800 | - | - | 61,238 | 7,600 | 1,330,704 |
| | その他 | 644,520 | 391,984 | 12,800 | - | - | 5,871 | 1,000 | 232,451 |
| | 無職 | 6,533,139 | 3,546,106 | 105,800 | - | - | 98,191 | 11,800 | 2,105,433 |
| | 不明 | 85,190 | 61,950 | 1,600 | - | - | - | - | 32,428 |
| E群 | 総数 | 24,201,355 | 14,983,958 | 441,600 | - | - | 420,473 | 30,800 | 7,720,649 |
| | 農林水産業 | 62,208 | 23,632 | 400 | - | - | - | - | 19,116 |
| | その他の自営業 | 4,413,256 | 3,071,210 | 77,200 | - | - | 205,351 | 8,800 | 1,439,822 |
| | 被用者 | 7,896,129 | 5,151,301 | 163,200 | - | - | 160,445 | 12,000 | 2,521,390 |
| | その他 | 1,011,325 | 583,952 | 20,800 | - | - | - | - | 352,496 |
| | 無職 | 9,279,340 | 5,210,621 | 151,200 | - | - | 53,077 | 9,600 | 2,951,062 |
| | 不明 | 1,539,097 | 943,242 | 28,800 | - | - | 1,600 | 400 | 436,763 |

保険料（税）賦課状況 ー全世帯ー <擬制世帯を除く>（続き）

（再掲） 5割軽減世帯

| 後期高齢者支援金分 | | | | | 介護納付金分 | | | | | |
|---------------|----------------|------------------|---------|-----------|---------------|---------------|----------------|------------------|---------|-----------|
| 保険料（税） 軽減額 | 賦課限度額 を超える額 | 賦課限度額を 超える世帯数 | 減免等による額 | 減免 世帯数 | 保険料（税） 調定額 | 保険料（税） 軽減額 | 賦課限度額 を超える額 | 賦課限度額を 超える世帯数 | 減免等による額 | 減免 世帯数 |
| 千円 | 千円 | | 千円 | | 千円 | 千円 | 千円 | | 千円 | |
| 21,492,024 | - | - | 377,830 | 85,200 | 10,709,045 | 7,205,397 | - | - | 132,350 | 31,000 |
| 427,713 | - | - | 4,299 | 700 | 221,423 | 149,393 | - | - | 3,897 | 400 |
| 3,280,754 | - | - | 105,263 | 15,150 | 2,343,522 | 1,464,950 | - | - | 48,759 | 8,850 |
| 6,743,457 | - | - | 127,586 | 30,750 | 4,384,877 | 2,824,368 | - | - | 51,315 | 12,600 |
| 726,684 | - | - | 19,936 | 3,700 | 333,218 | 236,516 | - | - | 10,311 | 2,300 |
| 8,760,438 | - | - | 118,107 | 34,500 | 2,630,268 | 2,000,051 | - | - | 15,887 | 6,450 |
| 1,552,979 | - | - | 2,640 | 400 | 795,736 | 530,118 | - | - | 2,180 | 400 |
| 3,073,121 | - | - | 31,433 | 2,750 | 1,549,804 | 989,577 | - | - | 11,638 | 950 |
| 163,510 | - | - | 3,094 | 100 | 97,427 | 61,101 | - | - | 3,154 | 50 |
| 381,991 | - | - | 2,237 | 200 | 292,909 | 170,553 | - | - | 514 | 100 |
| 785,679 | - | - | 7,479 | 750 | 506,897 | 316,355 | - | - | 2,245 | 400 |
| 104,041 | - | - | 6,956 | 250 | 55,609 | 36,380 | - | - | 3,983 | 150 |
| 1,121,086 | - | - | 11,667 | 1,450 | 336,950 | 238,490 | - | - | 1,742 | 250 |
| 516,813 | - | - | - | - | 260,012 | 166,698 | - | - | - | - |
| 7,734,025 | - | - | 57,043 | 10,100 | 3,865,583 | 2,555,904 | - | - | 22,557 | 4,600 |
| 205,751 | - | - | 90 | 100 | 111,161 | 79,776 | - | - | - | - |
| 1,065,688 | - | - | 14,579 | 1,300 | 785,315 | 472,109 | - | - | 7,504 | 900 |
| 2,368,973 | - | - | 14,626 | 3,600 | 1,541,831 | 973,052 | - | - | 6,479 | 1,600 |
| 209,693 | - | - | 4,233 | 800 | 120,701 | 85,772 | - | - | 2,180 | 500 |
| 3,276,531 | - | - | 20,875 | 3,900 | 986,317 | 738,410 | - | - | 4,213 | 1,200 |
| 607,389 | - | - | 2,640 | 400 | 320,258 | 206,786 | - | - | 2,180 | 400 |
| 3,357,368 | - | - | 97,381 | 28,950 | 1,550,369 | 1,080,734 | - | - | 22,550 | 8,850 |
| 34,258 | - | - | 332 | 300 | 3,669 | 3,645 | - | - | 356 | 150 |
| 485,025 | - | - | 8,936 | 2,850 | 345,433 | 221,430 | - | - | 3,301 | 1,650 |
| 1,105,512 | - | - | 39,758 | 12,000 | 657,922 | 436,113 | - | - | 11,595 | 4,200 |
| 71,729 | - | - | 6,813 | 1,650 | 30,704 | 25,460 | - | - | 3,336 | 1,050 |
| 1,530,680 | - | - | 41,542 | 12,150 | 461,710 | 355,689 | - | - | 3,962 | 1,800 |
| 130,164 | - | - | - | - | 50,931 | 38,397 | - | - | - | - |
| 2,509,456 | - | - | 68,422 | 24,200 | 1,103,967 | 757,404 | - | - | 20,093 | 8,200 |
| 16,802 | - | - | 782 | 200 | 9,166 | 4,872 | - | - | 386 | 200 |
| 341,956 | - | - | 14,108 | 3,600 | 241,759 | 150,726 | - | - | 6,407 | 1,400 |
| 826,801 | - | - | 19,699 | 7,600 | 520,414 | 337,691 | - | - | 7,798 | 3,600 |
| 140,337 | - | - | 1,934 | 1,000 | 51,750 | 39,010 | - | - | 812 | 600 |
| 1,159,930 | - | - | 31,898 | 11,800 | 264,098 | 209,765 | - | - | 4,689 | 2,400 |
| 23,630 | - | - | - | - | 16,780 | 15,340 | - | - | - | - |
| 4,818,054 | - | - | 123,551 | 19,200 | 2,639,323 | 1,821,778 | - | - | 55,513 | 8,400 |
| 7,392 | - | - | - | - | - | - | - | - | - | - |
| 1,006,094 | - | - | 65,402 | 7,200 | 678,106 | 450,132 | - | - | 31,034 | 4,800 |
| 1,656,491 | - | - | 46,024 | 6,800 | 1,157,813 | 761,157 | - | - | 23,198 | 2,800 |
| 200,884 | - | - | - | - | 74,454 | 49,894 | - | - | - | - |
| 1,672,211 | - | - | 12,125 | 5,200 | 581,193 | 457,698 | - | - | 1,281 | 800 |
| 274,982 | - | - | - | - | 147,756 | 102,897 | - | - | - | - |

第4表-4-4 群別、世帯主の職業別、

| 群別 | 世帯主の職業別 | 世帯数 | 所得のある世帯 | 所得のない世帯 | 所得不詳の世帯 | 被保険者数 | 所得総額 | 旧ただし書方式による課税標準額 |
|----|---------|-----------|-----------|-----------|---------|-----------|-------------|-----------------|
| | | | | | | 人 | 千円 | 千円 |
| 計 | 総数 | 4,927,600 | 1,517,750 | 3,370,950 | 38,900 | 6,619,900 | 394,656,919 | 81,645,938 |
| | 農林水産業 | 46,100 | 31,100 | 14,950 | 50 | 75,350 | 7,367,945 | 1,439,339 |
| | その他の自営業 | 235,200 | 151,750 | 81,000 | 2,450 | 366,200 | 34,057,539 | 4,981,712 |
| | 被用者 | 932,100 | 560,550 | 362,250 | 9,300 | 1,313,100 | 155,701,509 | 40,704,774 |
| | その他 | 154,900 | 69,900 | 83,600 | 1,400 | 207,100 | 14,433,850 | 995,802 |
| | 無職 | 3,030,400 | 594,450 | 2,417,000 | 18,950 | 3,932,700 | 151,610,028 | 25,049,902 |
| | 不明 | 528,900 | 110,000 | 412,150 | 6,750 | 725,450 | 31,486,048 | 8,474,409 |
| A群 | 総数 | 592,450 | 214,050 | 371,100 | 7,300 | 817,350 | 57,415,079 | 12,907,617 |
| | 農林水産業 | 19,000 | 12,550 | 6,400 | 50 | 31,150 | 3,212,815 | 798,234 |
| | その他の自営業 | 30,500 | 19,600 | 10,500 | 400 | 48,550 | 4,875,048 | 1,136,681 |
| | 被用者 | 95,750 | 58,300 | 36,400 | 1,050 | 140,500 | 17,600,878 | 5,510,074 |
| | その他 | 18,050 | 10,500 | 7,450 | 100 | 25,250 | 1,995,571 | 235,016 |
| | 無職 | 330,350 | 80,450 | 246,600 | 3,300 | 433,600 | 20,069,496 | 2,662,265 |
| | 不明 | 98,800 | 32,650 | 63,750 | 2,400 | 138,300 | 9,661,270 | 2,565,347 |
| B群 | 総数 | 1,611,000 | 524,900 | 1,071,400 | 14,700 | 2,215,200 | 140,809,527 | 31,567,658 |
| | 農林水産業 | 22,000 | 15,600 | 6,400 | - | 36,100 | 3,634,631 | 641,105 |
| | その他の自営業 | 81,500 | 51,200 | 29,100 | 1,200 | 128,500 | 11,680,517 | 2,055,187 |
| | 被用者 | 287,600 | 178,800 | 105,100 | 3,700 | 428,600 | 56,668,636 | 19,009,195 |
| | その他 | 47,300 | 20,700 | 26,000 | 600 | 64,400 | 3,905,692 | 400,723 |
| | 無職 | 1,017,300 | 221,100 | 790,100 | 6,100 | 1,335,300 | 54,992,218 | 7,279,706 |
| | 不明 | 155,300 | 37,500 | 114,700 | 3,100 | 222,300 | 9,927,834 | 2,181,742 |
| C群 | 総数 | 764,550 | 233,400 | 520,050 | 11,100 | 1,045,350 | 59,713,314 | 12,052,751 |
| | 農林水産業 | 3,900 | 1,950 | 1,950 | - | 6,300 | 326,470 | - |
| | その他の自営業 | 38,400 | 24,150 | 13,800 | 450 | 59,550 | 5,553,090 | 689,012 |
| | 被用者 | 141,150 | 86,850 | 52,350 | 1,950 | 201,600 | 24,282,490 | 6,643,803 |
| | その他 | 38,550 | 7,500 | 30,750 | 300 | 52,650 | 1,443,532 | 52,324 |
| | 無職 | 494,550 | 104,700 | 382,500 | 7,350 | 657,000 | 26,255,981 | 4,411,055 |
| | 不明 | 48,000 | 8,250 | 38,700 | 1,050 | 68,250 | 1,851,751 | 256,557 |
| D群 | 総数 | 564,400 | 167,800 | 395,200 | 1,400 | 761,600 | 47,045,085 | 12,000,725 |
| | 農林水産業 | 800 | 600 | 200 | - | 1,400 | 99,747 | - |
| | その他の自営業 | 25,600 | 16,000 | 9,200 | 400 | 43,200 | 3,649,353 | 726,105 |
| | 被用者 | 110,000 | 68,600 | 41,200 | 200 | 156,400 | 18,026,260 | 4,051,586 |
| | その他 | 14,200 | 10,400 | 3,800 | - | 18,800 | 2,262,728 | 126,159 |
| | 無職 | 379,800 | 71,400 | 307,800 | 600 | 495,600 | 22,891,962 | 7,096,876 |
| | 不明 | 34,000 | 800 | 33,000 | 200 | 46,200 | 115,034 | - |
| E群 | 総数 | 1,395,200 | 377,600 | 1,013,200 | 4,400 | 1,780,400 | 89,673,915 | 13,117,187 |
| | 農林水産業 | 400 | 400 | - | - | 400 | 94,282 | - |
| | その他の自営業 | 59,200 | 40,800 | 18,400 | - | 86,400 | 8,299,531 | 374,728 |
| | 被用者 | 297,600 | 168,000 | 127,200 | 2,400 | 386,000 | 39,123,246 | 5,490,116 |
| | その他 | 36,800 | 20,800 | 15,600 | 400 | 46,000 | 4,826,327 | 181,580 |
| | 無職 | 808,400 | 116,800 | 690,000 | 1,600 | 1,011,200 | 27,400,371 | 3,600,000 |
| | 不明 | 192,800 | 30,800 | 162,000 | - | 250,400 | 9,930,158 | 3,470,763 |

保険料（税）賦課状況 ー全世帯ー <擬制世帯を除く>

(再掲) 7割軽減世帯

| 固定資産 税額 | 短期被保険者証等交付世帯数 | | 保険料（税）賦課経過措置適用世帯数 | | | | | | |
|------------|---------------|--------|----------------------|-------------|--------------------|----------------------------|-------------------------------|---------------------------|-----|
| | 短期被保 険者証 | 資格証明書 | 旧国保被 険者合算 軽減のみ | 平等割半額 のみ | 平等割 1/4 軽減のみ | 旧国保被保険者 合算軽減かつ 平等割半額 | 旧国保被保険者 合算軽減かつ 平等割1/4軽減 | 被扶養者で あった者に対 する緩和措置 | その他 |
| 千円 | | | | | | | | | |
| 33,355,500 | 203,300 | 30,800 | 63,300 | 3,800 | 200 | 27,750 | 9,450 | 50 | - |
| 1,583,837 | 800 | - | 4,100 | 100 | - | 750 | 500 | - | - |
| 3,310,780 | 15,050 | 1,300 | 5,200 | 100 | 50 | 1,050 | 350 | - | - |
| 4,498,515 | 72,450 | 11,050 | 7,400 | 50 | 50 | 2,500 | 1,100 | - | - |
| 2,626,690 | 2,550 | 750 | 1,950 | - | - | 800 | 350 | - | - |
| 17,855,011 | 91,200 | 14,350 | 38,800 | 3,350 | 100 | 19,050 | 5,900 | 50 | - |
| 3,480,668 | 21,250 | 3,350 | 5,850 | 200 | - | 3,600 | 1,250 | - | - |
| 10,336,614 | 18,000 | 3,550 | 15,450 | 850 | 200 | 4,300 | 1,900 | 50 | - |
| 756,850 | 600 | - | 1,750 | 100 | - | 250 | 100 | - | - |
| 1,022,376 | 1,600 | 100 | 1,500 | - | 50 | 150 | 50 | - | - |
| 1,389,585 | 4,750 | 1,150 | 2,250 | 50 | 50 | 250 | 250 | - | - |
| 401,301 | 400 | 150 | 400 | - | - | 150 | 150 | - | - |
| 5,016,340 | 8,000 | 1,700 | 6,800 | 600 | 100 | 2,900 | 800 | 50 | - |
| 1,750,162 | 2,650 | 450 | 2,750 | 100 | - | 600 | 550 | - | - |
| 18,929,136 | 66,200 | 10,500 | 24,500 | 1,000 | - | 14,000 | 5,200 | - | - |
| 723,187 | 200 | - | 1,900 | - | - | 500 | 400 | - | - |
| 1,918,155 | 5,300 | 300 | 2,200 | 100 | - | 600 | 300 | - | - |
| 2,571,724 | 22,500 | 3,100 | 3,500 | - | - | 1,600 | 700 | - | - |
| 1,442,673 | 600 | - | 100 | - | - | 300 | 200 | - | - |
| 10,549,927 | 32,100 | 6,300 | 14,700 | 800 | - | 9,000 | 3,100 | - | - |
| 1,723,471 | 5,500 | 800 | 2,100 | 100 | - | 2,000 | 500 | - | - |
| 4,089,750 | 25,500 | 3,750 | 6,750 | 750 | - | 2,850 | 750 | - | - |
| 103,800 | - | - | 450 | - | - | - | - | - | - |
| 370,249 | 1,950 | 300 | 900 | - | - | 300 | - | - | - |
| 537,206 | 7,800 | 1,200 | 450 | - | - | 450 | 150 | - | - |
| 782,716 | 1,350 | 600 | 450 | - | - | 150 | - | - | - |
| 2,288,744 | 12,900 | 1,350 | 4,500 | 750 | - | 1,950 | 600 | - | - |
| 7,035 | 1,500 | 300 | - | - | - | - | - | - | - |
| 0 | 27,600 | 2,600 | 5,800 | 400 | - | 2,600 | 1,200 | - | - |
| - | - | - | - | - | - | - | - | - | - |
| - | 2,600 | 200 | 600 | - | - | - | - | - | - |
| - | 11,000 | 800 | - | - | - | 200 | - | - | - |
| - | 200 | - | 200 | - | - | 200 | - | - | - |
| 0 | 11,800 | 1,000 | 4,800 | 400 | - | 2,000 | 1,000 | - | - |
| - | 2,000 | 600 | 200 | - | - | 200 | 200 | - | - |
| - | 66,000 | 10,400 | 10,800 | 800 | - | 4,000 | 400 | - | - |
| - | - | - | - | - | - | - | - | - | - |
| - | 3,600 | 400 | - | - | - | - | - | - | - |
| - | 26,400 | 4,800 | 1,200 | - | - | - | - | - | - |
| - | - | - | 800 | - | - | - | - | - | - |
| - | 26,400 | 4,000 | 8,000 | 800 | - | 3,200 | 400 | - | - |
| - | 9,600 | 1,200 | 800 | - | - | 800 | - | - | - |

第4表-4-4 群別、世帯主の職業別、

| 群 別 | 世帯主の職業別 | 医療給付費分 | | | | | | | 保険料(税) 調定額 |
|-----|-----------|---------------|---------------|-----------|----------------|------------------|---------|-----------|---------------|
| | | 保険料(税) 調定額 | 保険料(税) 軽減額 | 軽減世帯数 | 賦課限度額 を超える額 | 賦課限度額を 超える世帯数 | 減免等による額 | 減免 世帯数 | |
| | | 千円 | 千円 | | 千円 | | 千円 | | 千円 |
| 計 | 総 数 | 89,563,596 | 181,144,956 | 4,927,600 | 429,691 | 700 | 846,414 | 135,050 | 27,344,258 |
| | 農 林 水 産 業 | 1,325,162 | 1,976,576 | 46,100 | - | - | 9,213 | 850 | 380,677 |
| | その他の自営業 | 5,171,111 | 9,618,586 | 235,200 | 8,485 | 50 | 58,071 | 6,700 | 1,562,420 |
| | 被 用 者 | 18,843,919 | 35,561,571 | 932,100 | 70,858 | 300 | 171,707 | 29,650 | 5,814,322 |
| | そ の 他 | 2,853,008 | 5,519,530 | 154,900 | - | - | 46,694 | 3,650 | 829,309 |
| | 無 職 | 51,746,320 | 109,327,723 | 3,030,400 | 344,714 | 200 | 549,776 | 93,150 | 15,761,923 |
| | 不 明 | 9,624,076 | 19,140,969 | 528,900 | 5,633 | 150 | 10,953 | 1,050 | 2,995,608 |
| A群 | 総 数 | 13,131,420 | 22,862,605 | 592,450 | 9,675 | 100 | 108,344 | 7,100 | 3,934,712 |
| | 農 林 水 産 業 | 614,322 | 815,924 | 19,000 | - | - | 2,155 | 150 | 187,618 |
| | その他の自営業 | 892,003 | 1,270,414 | 30,500 | 8,485 | 50 | 1,677 | 200 | 269,685 |
| | 被 用 者 | 2,329,284 | 3,842,692 | 95,750 | - | - | 5,771 | 800 | 707,075 |
| | そ の 他 | 366,504 | 690,229 | 18,050 | - | - | 33,755 | 1,600 | 110,368 |
| | 無 職 | 6,692,475 | 12,420,141 | 330,350 | - | - | 61,646 | 4,250 | 1,979,384 |
| | 不 明 | 2,236,833 | 3,823,206 | 98,800 | 1,190 | 50 | 3,340 | 100 | 680,582 |
| B群 | 総 数 | 31,338,534 | 59,384,561 | 1,611,000 | 75,302 | 400 | 175,965 | 26,700 | 9,268,582 |
| | 農 林 水 産 業 | 596,342 | 948,922 | 22,000 | - | - | 2,917 | 200 | 164,614 |
| | その他の自営業 | 1,968,798 | 3,318,296 | 81,500 | - | - | 9,679 | 1,600 | 569,504 |
| | 被 用 者 | 6,633,350 | 11,235,261 | 287,600 | 70,858 | 300 | 32,361 | 4,800 | 1,970,997 |
| | そ の 他 | 980,630 | 1,592,230 | 47,300 | - | - | 3,982 | 700 | 269,980 |
| | 無 職 | 18,227,039 | 36,723,314 | 1,017,300 | - | - | 125,945 | 19,300 | 5,414,679 |
| | 不 明 | 2,932,376 | 5,566,538 | 155,300 | 4,443 | 100 | 1,080 | 100 | 878,809 |
| C群 | 総 数 | 13,954,070 | 29,146,329 | 764,550 | - | - | 205,831 | 39,450 | 4,154,020 |
| | 農 林 水 産 業 | 95,299 | 164,079 | 3,900 | - | - | 2,938 | 300 | 22,284 |
| | その他の自営業 | 774,815 | 1,589,725 | 38,400 | - | - | 13,987 | 2,100 | 228,718 |
| | 被 用 者 | 2,886,314 | 5,623,942 | 141,150 | - | - | 85,909 | 12,450 | 870,375 |
| | そ の 他 | 692,915 | 1,384,885 | 38,550 | - | - | 6,236 | 750 | 178,748 |
| | 無 職 | 8,745,320 | 18,653,778 | 494,550 | - | - | 91,828 | 23,400 | 2,603,274 |
| | 不 明 | 759,407 | 1,729,920 | 48,000 | - | - | 4,933 | 450 | 250,620 |
| D群 | 総 数 | 9,280,767 | 20,596,470 | 564,400 | 344,714 | 200 | 187,984 | 36,200 | 2,969,202 |
| | 農 林 水 産 業 | 13,927 | 35,350 | 800 | - | - | 1,203 | 200 | 4,494 |
| | その他の自営業 | 513,897 | 1,074,770 | 25,600 | - | - | 10,073 | 1,600 | 159,469 |
| | 被 用 者 | 2,071,442 | 4,196,226 | 110,000 | - | - | 25,948 | 5,200 | 662,614 |
| | そ の 他 | 236,740 | 541,621 | 14,200 | - | - | 2,722 | 600 | 80,698 |
| | 無 職 | 5,901,570 | 13,479,257 | 379,800 | 344,714 | 200 | 148,038 | 28,600 | 1,860,730 |
| | 不 明 | 543,192 | 1,269,246 | 34,000 | - | - | - | - | 201,196 |
| E群 | 総 数 | 21,858,804 | 49,154,991 | 1,395,200 | - | - | 168,290 | 25,600 | 7,017,742 |
| | 農 林 水 産 業 | 5,272 | 12,300 | 400 | - | - | - | - | 1,667 |
| | その他の自営業 | 1,021,599 | 2,365,381 | 59,200 | - | - | 22,656 | 1,200 | 335,043 |
| | 被 用 者 | 4,923,530 | 10,663,450 | 297,600 | - | - | 21,717 | 6,400 | 1,603,260 |
| | そ の 他 | 576,219 | 1,310,565 | 36,800 | - | - | - | - | 189,514 |
| | 無 職 | 12,179,917 | 28,051,235 | 808,400 | - | - | 122,318 | 17,600 | 3,903,856 |
| | 不 明 | 3,152,268 | 6,752,059 | 192,800 | - | - | 1,600 | 400 | 984,402 |

保険料（税）賦課状況 ー全世帯ー <擬制世帯を除く>（続き）

（再掲） 7割軽減世帯

| 後期高齢者支援金分 | | | | | 介護納付金分 | | | | | |
|---------------|----------------|------------------|---------|-----------|---------------|---------------|----------------|------------------|---------|-----------|
| 保険料（税） 軽減額 | 賦課限度額 を超える額 | 賦課限度額を 超える世帯数 | 減免等による額 | 減免 世帯数 | 保険料（税） 調定額 | 保険料（税） 軽減額 | 賦課限度額 を超える額 | 賦課限度額を 超える世帯数 | 減免等による額 | 減免 世帯数 |
| 千円 | 千円 | | 千円 | | 千円 | 千円 | 千円 | | 千円 | |
| 56,566,265 | 96,445 | 550 | 250,761 | 102,100 | 9,985,443 | 21,079,685 | 10,113 | 100 | 79,295 | 42,650 |
| 587,396 | - | - | 2,496 | 750 | 129,985 | 228,076 | - | - | 1,296 | 400 |
| 3,012,616 | 4,367 | 50 | 17,099 | 5,100 | 750,484 | 1,540,371 | - | - | 5,658 | 3,400 |
| 11,077,550 | 10,116 | 200 | 49,544 | 21,650 | 2,598,134 | 4,859,666 | 10,113 | 100 | 16,840 | 9,600 |
| 1,759,652 | - | - | 17,568 | 3,550 | 313,061 | 698,876 | - | - | 7,510 | 1,600 |
| 33,996,830 | 80,955 | 200 | 161,074 | 70,400 | 5,019,633 | 11,267,861 | - | - | 47,429 | 27,450 |
| 6,132,221 | 1,008 | 100 | 2,979 | 650 | 1,174,145 | 2,484,835 | - | - | 562 | 200 |
| 6,995,030 | 4,367 | 50 | 39,045 | 6,300 | 1,242,773 | 2,389,348 | - | - | 15,969 | 2,600 |
| 247,292 | - | - | 650 | 150 | 60,745 | 94,739 | - | - | 535 | 100 |
| 391,200 | 4,367 | 50 | 677 | 200 | 105,236 | 179,743 | - | - | 458 | 100 |
| 1,173,439 | - | - | 1,824 | 550 | 269,309 | 479,334 | - | - | 110 | 100 |
| 226,330 | - | - | 13,660 | 1,600 | 36,249 | 85,420 | - | - | 6,045 | 800 |
| 3,773,357 | - | - | 21,244 | 3,700 | 557,066 | 1,150,407 | - | - | 8,666 | 1,450 |
| 1,183,413 | - | - | 990 | 100 | 214,168 | 399,706 | - | - | 155 | 50 |
| 18,130,321 | 11,123 | 300 | 35,008 | 19,100 | 3,422,323 | 6,760,956 | 10,113 | 100 | 12,941 | 6,700 |
| 271,341 | - | - | 540 | 100 | 56,547 | 103,903 | - | - | 550 | 100 |
| 1,022,403 | - | - | 947 | 800 | 267,628 | 500,673 | - | - | 500 | 500 |
| 3,366,650 | 10,116 | 200 | 6,315 | 3,200 | 926,383 | 1,485,041 | 10,113 | 100 | 1,832 | 1,300 |
| 504,502 | - | - | 901 | 600 | 101,293 | 204,355 | - | - | 272 | 100 |
| 11,200,047 | - | - | 26,015 | 14,300 | 1,707,352 | 3,735,004 | - | - | 9,787 | 4,700 |
| 1,765,378 | 1,008 | 100 | 290 | 100 | 363,120 | 731,980 | - | - | - | - |
| 9,097,280 | - | - | 82,265 | 39,300 | 1,575,566 | 3,381,687 | - | - | 30,648 | 16,950 |
| 53,562 | - | - | 972 | 300 | 9,116 | 20,592 | - | - | - | - |
| 492,559 | - | - | 5,203 | 2,100 | 118,562 | 254,076 | - | - | 3,500 | 1,800 |
| 1,747,622 | - | - | 31,282 | 12,300 | 401,734 | 753,548 | - | - | 11,839 | 5,400 |
| 414,545 | - | - | 2,107 | 750 | 73,104 | 169,150 | - | - | 713 | 300 |
| 5,813,156 | - | - | 41,003 | 23,400 | 873,367 | 1,950,524 | - | - | 14,189 | 9,300 |
| 575,837 | - | - | 1,699 | 450 | 99,683 | 233,799 | - | - | 407 | 150 |
| 6,560,486 | 80,955 | 200 | 58,777 | 36,200 | 1,008,838 | 2,299,288 | - | - | 19,737 | 16,400 |
| 11,312 | - | - | 334 | 200 | 1,907 | 4,942 | - | - | 211 | 200 |
| 332,172 | - | - | 3,265 | 1,600 | 63,981 | 152,610 | - | - | 1,200 | 1,000 |
| 1,322,556 | - | - | 8,007 | 5,200 | 267,207 | 526,575 | - | - | 3,059 | 2,800 |
| 184,382 | - | - | 900 | 600 | 27,613 | 65,866 | - | - | 480 | 400 |
| 4,239,397 | 80,955 | 200 | 46,271 | 28,600 | 571,365 | 1,369,861 | - | - | 14,787 | 12,000 |
| 470,666 | - | - | - | - | 76,765 | 179,435 | - | - | - | - |
| 15,783,148 | - | - | 35,666 | 1,200 | 2,735,944 | 6,248,406 | - | - | - | - |
| 3,889 | - | - | - | - | 1,672 | 3,900 | - | - | - | - |
| 774,282 | - | - | 7,008 | 400 | 195,077 | 453,271 | - | - | - | - |
| 3,467,284 | - | - | 2,117 | 400 | 733,501 | 1,615,168 | - | - | - | - |
| 429,893 | - | - | - | - | 74,802 | 174,086 | - | - | - | - |
| 8,970,873 | - | - | 26,542 | 400 | 1,310,484 | 3,062,066 | - | - | - | - |
| 2,136,928 | - | - | - | - | 420,408 | 939,915 | - | - | - | - |

第4表-5 群別、世帯主の職業別、

| 群別 | 世帯主の職業別 | 世帯数 | 所得のある世帯 | 所得のない世帯 | 所得不詳の世帯 | 被保険者数 | 所得総額 | 旧ただし書方式による課税標準額 |
|----|---------|------------|------------|-----------|---------|------------|----------------|-----------------|
| | | | | | | 人 | 千円 | 千円 |
| 計 | 総数 | 14,799,700 | 10,515,000 | 3,400,550 | 884,150 | 24,900,200 | 20,963,998,547 | 16,932,879,429 |
| | 農林水産業 | 300,950 | 280,900 | 16,250 | 3,800 | 684,550 | 957,619,122 | 816,505,264 |
| | その他の自営業 | 2,035,250 | 1,897,300 | 87,450 | 50,500 | 4,214,800 | 5,415,514,363 | 4,605,553,187 |
| | 被用者 | 4,250,950 | 3,796,400 | 371,900 | 82,650 | 7,118,850 | 6,793,259,867 | 5,403,122,513 |
| | その他 | 537,250 | 443,500 | 85,100 | 8,650 | 885,750 | 1,510,404,091 | 1,341,270,789 |
| | 無職 | 5,862,650 | 3,355,350 | 2,421,850 | 85,450 | 9,204,450 | 4,714,690,846 | 3,479,389,489 |
| | 不明 | 1,812,650 | 741,550 | 418,000 | 653,100 | 2,791,800 | 1,572,510,259 | 1,287,038,187 |
| A群 | 総数 | 1,795,300 | 1,353,000 | 376,000 | 66,300 | 3,187,500 | 2,559,109,395 | 2,018,284,899 |
| | 農林水産業 | 117,300 | 108,650 | 6,550 | 2,100 | 269,950 | 418,370,869 | 363,779,352 |
| | その他の自営業 | 224,800 | 207,750 | 11,600 | 5,450 | 481,050 | 511,942,025 | 420,036,351 |
| | 被用者 | 440,200 | 394,400 | 36,850 | 8,950 | 781,350 | 674,306,230 | 523,466,006 |
| | その他 | 62,650 | 53,900 | 7,650 | 1,100 | 106,350 | 127,258,735 | 107,266,958 |
| | 無職 | 643,200 | 384,750 | 248,100 | 10,350 | 1,018,000 | 454,765,985 | 312,058,394 |
| | 不明 | 307,150 | 203,550 | 65,250 | 38,350 | 530,800 | 372,465,553 | 291,677,837 |
| B群 | 総数 | 5,047,100 | 3,708,800 | 1,080,100 | 258,200 | 8,790,200 | 7,138,801,918 | 5,693,166,226 |
| | 農林水産業 | 146,400 | 137,300 | 7,400 | 1,700 | 328,500 | 420,762,732 | 352,893,005 |
| | その他の自営業 | 696,400 | 643,100 | 30,600 | 22,700 | 1,487,100 | 1,823,203,517 | 1,542,555,681 |
| | 被用者 | 1,410,300 | 1,270,000 | 107,700 | 32,600 | 2,477,600 | 2,230,996,327 | 1,755,448,969 |
| | その他 | 167,700 | 137,700 | 26,000 | 4,000 | 284,600 | 452,368,247 | 398,803,077 |
| | 無職 | 2,072,700 | 1,252,900 | 792,300 | 27,500 | 3,312,000 | 1,684,516,068 | 1,220,700,612 |
| | 不明 | 553,600 | 267,800 | 116,100 | 169,700 | 900,400 | 526,955,029 | 422,764,883 |
| C群 | 総数 | 2,280,300 | 1,608,600 | 524,850 | 146,850 | 3,881,700 | 3,133,094,264 | 2,519,777,246 |
| | 農林水産業 | 22,050 | 19,950 | 2,100 | - | 48,900 | 63,815,817 | 53,486,735 |
| | その他の自営業 | 333,450 | 305,850 | 15,450 | 12,150 | 702,450 | 909,471,031 | 777,982,002 |
| | 被用者 | 653,850 | 583,800 | 52,950 | 17,100 | 1,110,300 | 1,029,618,394 | 817,438,296 |
| | その他 | 82,500 | 50,100 | 31,050 | 1,350 | 135,000 | 167,081,077 | 147,266,603 |
| | 無職 | 998,550 | 591,900 | 383,850 | 22,800 | 1,601,250 | 851,183,878 | 633,424,982 |
| | 不明 | 189,900 | 57,000 | 39,450 | 93,450 | 283,800 | 111,924,066 | 90,178,628 |
| D群 | 総数 | 1,656,200 | 1,177,400 | 397,200 | 81,600 | 2,773,600 | 2,369,303,144 | 1,921,601,545 |
| | 農林水産業 | 12,800 | 12,600 | 200 | - | 32,400 | 51,088,638 | 43,867,387 |
| | その他の自営業 | 237,000 | 225,000 | 9,800 | 2,200 | 491,800 | 621,230,180 | 524,296,562 |
| | 被用者 | 497,400 | 451,400 | 41,200 | 4,800 | 822,000 | 787,384,800 | 624,301,733 |
| | その他 | 73,600 | 69,000 | 4,400 | 200 | 125,000 | 272,000,714 | 245,875,599 |
| | 無職 | 730,600 | 415,000 | 308,800 | 6,800 | 1,157,600 | 627,953,264 | 474,967,750 |
| | 不明 | 104,800 | 4,400 | 32,800 | 67,600 | 144,800 | 9,645,547 | 8,292,513 |
| E群 | 総数 | 4,020,800 | 2,667,200 | 1,022,400 | 331,200 | 6,267,200 | 5,763,689,826 | 4,780,049,513 |
| | 農林水産業 | 2,400 | 2,400 | - | - | 4,800 | 3,581,066 | 2,478,784 |
| | その他の自営業 | 543,600 | 515,600 | 20,000 | 8,000 | 1,052,400 | 1,549,667,611 | 1,340,682,590 |
| | 被用者 | 1,249,200 | 1,096,800 | 133,200 | 19,200 | 1,927,600 | 2,070,954,116 | 1,682,467,509 |
| | その他 | 150,800 | 132,800 | 16,000 | 2,000 | 234,800 | 491,695,318 | 442,058,552 |
| | 無職 | 1,417,600 | 710,800 | 688,800 | 18,000 | 2,115,600 | 1,096,271,651 | 838,237,752 |
| | 不明 | 657,200 | 208,800 | 164,400 | 284,000 | 932,000 | 551,520,065 | 474,124,326 |

保険料（税）賦課状況 —一般世帯— <擬制世帯を除く>

| 固定資産 税額 | 短期被保険者証等交付世帯数 | | 保険料（税）賦課経過措置適用世帯数 | | | | | | |
|-------------|---------------|---------|-----------------------|-------------|--------------------|----------------------------|-------------------------------|---------------------------|-----|
| | 短期被保 険者証 | 資格証明書 | 旧国保被 保険者合算 軽減のみ | 平等割半額 のみ | 平等割 1/4 軽減のみ | 旧国保被保険者 合算軽減かつ 平等割半額 | 旧国保被保険者 合算軽減かつ 平等割1/4軽減 | 被扶養者で あった者に対 する緩和措置 | その他 |
| 千円 | | | | | | | | | |
| 218,729,321 | 784,650 | 154,750 | 155,550 | 48,950 | 10,800 | 67,350 | 16,200 | 500 | - |
| 16,944,611 | 5,100 | 300 | 13,600 | 2,000 | 1,000 | 2,700 | 1,400 | - | - |
| 50,305,511 | 116,950 | 12,950 | 27,550 | 8,100 | 3,850 | 4,350 | 1,900 | 50 | - |
| 38,650,863 | 331,200 | 59,250 | 28,650 | 10,450 | 3,300 | 8,250 | 2,800 | 150 | - |
| 23,307,146 | 6,850 | 1,050 | 4,550 | 2,250 | 250 | 2,600 | 700 | - | - |
| 67,234,299 | 127,400 | 19,150 | 66,450 | 22,650 | 1,050 | 42,800 | 7,800 | 200 | - |
| 22,286,890 | 197,150 | 62,050 | 14,750 | 3,500 | 1,350 | 6,650 | 1,600 | 100 | - |
| 63,208,206 | 63,550 | 12,050 | 39,300 | 7,900 | 2,700 | 11,100 | 3,700 | 150 | - |
| 7,820,485 | 2,400 | 300 | 6,400 | 1,200 | 450 | 850 | 550 | - | - |
| 12,190,770 | 9,450 | 650 | 6,600 | 1,150 | 800 | 800 | 450 | 50 | - |
| 11,113,059 | 24,150 | 4,350 | 7,400 | 1,850 | 750 | 1,300 | 500 | 50 | - |
| 4,092,188 | 950 | 350 | 1,150 | 350 | 50 | 300 | 200 | - | - |
| 17,787,809 | 11,600 | 2,150 | 11,400 | 2,200 | 250 | 6,200 | 1,300 | 50 | - |
| 10,203,895 | 15,000 | 4,250 | 6,350 | 1,150 | 400 | 1,650 | 700 | - | - |
| 129,521,184 | 239,600 | 45,200 | 62,300 | 17,500 | 4,900 | 32,700 | 8,100 | 200 | - |
| 8,587,254 | 2,100 | - | 6,200 | 600 | 400 | 1,500 | 700 | - | - |
| 30,841,714 | 38,100 | 3,400 | 12,300 | 3,300 | 2,000 | 2,200 | 1,100 | - | - |
| 22,661,263 | 103,800 | 18,600 | 10,900 | 2,600 | 1,200 | 4,100 | 1,100 | 100 | - |
| 14,853,024 | 2,200 | 100 | 1,400 | 1,200 | 200 | 800 | 500 | - | - |
| 40,664,724 | 44,600 | 7,200 | 27,000 | 7,800 | 500 | 20,100 | 4,000 | - | - |
| 11,913,204 | 48,800 | 15,900 | 4,500 | 2,000 | 600 | 4,000 | 700 | 100 | - |
| 25,781,226 | 107,100 | 20,700 | 15,150 | 7,950 | 1,800 | 9,150 | 1,800 | 150 | - |
| 536,873 | - | - | 600 | - | 150 | 150 | 150 | - | - |
| 7,273,026 | 18,600 | 2,100 | 2,850 | 1,050 | 450 | 750 | 150 | - | - |
| 4,813,061 | 49,050 | 7,500 | 3,750 | 1,200 | 750 | 1,650 | 600 | - | - |
| 4,361,934 | 2,100 | 600 | 600 | 300 | - | 300 | - | - | - |
| 8,626,541 | 18,000 | 2,400 | 6,450 | 5,250 | 300 | 6,300 | 900 | 150 | - |
| 169,791 | 19,350 | 8,100 | 900 | 150 | 150 | - | - | - | - |
| 63,480 | 104,400 | 15,600 | 13,600 | 8,400 | 600 | 6,400 | 1,800 | - | - |
| - | 200 | - | 400 | 200 | - | 200 | - | - | - |
| - | 18,800 | 1,200 | 3,000 | 2,200 | 200 | 200 | 200 | - | - |
| 63,480 | 47,000 | 6,400 | 1,800 | 2,400 | 200 | 800 | 200 | - | - |
| - | 400 | - | 200 | - | - | 400 | - | - | - |
| - | 17,200 | 1,400 | 8,000 | 3,400 | - | 4,600 | 1,200 | - | - |
| - | 20,800 | 6,600 | 200 | 200 | 200 | 200 | 200 | - | - |
| 155,224 | 270,000 | 61,200 | 25,200 | 7,200 | 800 | 8,000 | 800 | - | - |
| - | 400 | - | - | - | - | - | - | - | - |
| - | 32,000 | 5,600 | 2,800 | 400 | 400 | 400 | - | - | - |
| - | 107,200 | 22,400 | 4,800 | 2,400 | 400 | 400 | 400 | - | - |
| - | 1,200 | - | 1,200 | 400 | - | 800 | - | - | - |
| 155,224 | 36,000 | 6,000 | 13,600 | 4,000 | - | 5,600 | 400 | - | - |
| - | 93,200 | 27,200 | 2,800 | - | - | 800 | - | - | - |

第4表-5 群別、世帯主の職業別、

| 群別 | 世帯主の職業別 | 医療給付費分 | | | | | | | 保険料(税)調定額 |
|----|---------|---------------|-------------|-----------|-------------|--------------|------------|---------|-------------|
| | | 保険料(税)調定額 | 保険料(税)軽減額 | 軽減世帯数 | 賦課限度額を超える額 | 賦課限度額を超える世帯数 | 減免等による額 | 減免世帯数 | |
| | | 千円 | 千円 | | 千円 | | 千円 | | 千円 |
| 計 | 総数 | 1,705,607,294 | 268,527,068 | 8,474,550 | 218,031,261 | 395,100 | 11,153,100 | 478,500 | 534,332,765 |
| | 農林水産業 | 66,807,834 | 3,896,043 | 120,700 | 17,474,683 | 42,400 | 105,445 | 3,050 | 21,138,267 |
| | その他の自営業 | 402,104,675 | 23,663,873 | 747,600 | 72,155,960 | 152,700 | 1,992,286 | 75,400 | 126,747,579 |
| | 被用者 | 555,714,216 | 62,937,462 | 2,039,450 | 46,223,009 | 98,850 | 5,632,803 | 180,300 | 173,885,581 |
| | その他 | 82,883,844 | 8,335,850 | 280,500 | 40,990,576 | 44,450 | 644,191 | 16,300 | 26,878,274 |
| | 無職 | 443,108,568 | 144,379,084 | 4,511,100 | 20,778,261 | 27,700 | 2,497,531 | 197,850 | 138,108,138 |
| | 不明 | 154,988,158 | 25,314,757 | 775,200 | 20,408,771 | 29,000 | 280,843 | 5,600 | 47,574,927 |
| A群 | 総数 | 216,297,184 | 35,418,137 | 1,085,600 | 23,200,035 | 54,050 | 1,302,589 | 19,350 | 67,867,464 |
| | 農林水産業 | 27,145,666 | 1,537,653 | 46,950 | 8,728,427 | 18,950 | 49,665 | 800 | 8,671,096 |
| | その他の自営業 | 41,992,537 | 2,966,326 | 91,950 | 4,555,964 | 13,900 | 248,013 | 1,900 | 13,236,822 |
| | 被用者 | 57,599,747 | 7,073,822 | 222,600 | 3,414,442 | 9,500 | 306,424 | 4,250 | 18,034,959 |
| | その他 | 8,253,376 | 1,104,807 | 35,400 | 2,819,574 | 2,450 | 393,195 | 3,700 | 2,608,990 |
| | 無職 | 47,478,294 | 16,872,956 | 512,350 | 705,809 | 1,900 | 237,801 | 7,900 | 14,517,772 |
| | 不明 | 33,827,564 | 5,862,575 | 176,350 | 2,975,818 | 7,350 | 67,490 | 800 | 10,797,824 |
| B群 | 総数 | 585,884,979 | 91,285,360 | 2,915,100 | 63,330,673 | 119,000 | 1,595,415 | 63,100 | 181,190,599 |
| | 農林水産業 | 31,312,623 | 1,936,506 | 60,900 | 6,386,294 | 17,200 | 15,716 | 500 | 9,779,858 |
| | その他の自営業 | 134,667,516 | 7,997,959 | 253,600 | 23,449,789 | 45,200 | 372,929 | 7,700 | 41,687,779 |
| | 被用者 | 182,798,724 | 21,079,780 | 687,300 | 11,190,757 | 26,400 | 610,437 | 19,600 | 56,345,084 |
| | その他 | 27,467,403 | 2,459,256 | 83,800 | 12,237,424 | 13,900 | 44,285 | 2,300 | 8,537,110 |
| | 無職 | 160,067,449 | 49,927,945 | 1,579,800 | 4,645,310 | 7,500 | 502,486 | 31,900 | 49,139,024 |
| | 不明 | 49,571,264 | 7,883,915 | 249,700 | 5,421,099 | 8,800 | 49,562 | 1,100 | 15,701,744 |
| C群 | 総数 | 265,792,380 | 42,916,813 | 1,325,250 | 33,284,784 | 64,050 | 1,365,726 | 116,850 | 83,519,018 |
| | 農林水産業 | 4,841,806 | 285,408 | 8,850 | 1,005,995 | 3,450 | 6,945 | 750 | 1,503,393 |
| | その他の自営業 | 67,972,885 | 3,766,259 | 121,050 | 13,568,886 | 29,400 | 214,436 | 16,800 | 21,589,353 |
| | 被用者 | 86,097,780 | 10,126,792 | 320,550 | 10,240,752 | 15,150 | 617,747 | 42,450 | 27,040,613 |
| | その他 | 11,486,982 | 1,662,286 | 50,100 | 3,839,958 | 7,500 | 61,897 | 4,500 | 3,611,105 |
| | 無職 | 80,493,687 | 24,838,015 | 755,550 | 3,430,668 | 6,300 | 454,585 | 50,850 | 25,089,248 |
| | 不明 | 14,899,240 | 2,238,053 | 69,150 | 1,198,527 | 2,250 | 10,116 | 1,500 | 4,685,308 |
| D群 | 総数 | 182,759,567 | 30,411,848 | 960,200 | 25,433,857 | 39,600 | 1,269,644 | 88,400 | 59,953,867 |
| | 農林水産業 | 3,173,543 | 100,544 | 3,200 | 1,353,967 | 2,800 | 30,521 | 600 | 1,078,033 |
| | その他の自営業 | 47,314,589 | 2,587,024 | 82,200 | 6,134,911 | 17,000 | 286,218 | 12,200 | 15,472,839 |
| | 被用者 | 62,622,120 | 7,418,144 | 240,200 | 4,987,170 | 10,200 | 429,997 | 23,200 | 20,421,322 |
| | その他 | 11,132,249 | 1,022,764 | 35,600 | 7,376,560 | 5,400 | 21,741 | 3,800 | 3,935,686 |
| | 無職 | 53,983,774 | 17,954,269 | 563,400 | 5,190,414 | 4,000 | 489,378 | 48,400 | 17,591,134 |
| | 不明 | 4,533,292 | 1,329,102 | 35,600 | 390,835 | 200 | 11,789 | 200 | 1,454,854 |
| E群 | 総数 | 454,873,184 | 68,494,909 | 2,188,400 | 72,781,911 | 118,400 | 5,619,726 | 190,800 | 141,801,818 |
| | 農林水産業 | 334,196 | 35,932 | 800 | - | - | 2,597 | 400 | 105,887 |
| | その他の自営業 | 110,157,148 | 6,346,304 | 198,800 | 24,446,410 | 47,200 | 870,691 | 36,800 | 34,760,787 |
| | 被用者 | 166,595,845 | 17,238,925 | 568,800 | 16,389,888 | 37,600 | 3,668,198 | 90,800 | 52,043,604 |
| | その他 | 24,543,834 | 2,086,738 | 75,600 | 14,717,060 | 15,200 | 123,072 | 2,000 | 8,185,383 |
| | 無職 | 101,085,364 | 34,785,898 | 1,100,000 | 6,806,060 | 8,000 | 813,281 | 58,800 | 31,770,960 |
| | 不明 | 52,156,797 | 8,001,112 | 244,400 | 10,422,493 | 10,400 | 141,886 | 2,000 | 14,935,197 |

保険料（税）賦課状況 —一般世帯— <擬制世帯を除く>（続き）

| 後期高齢者支援金分 | | | | | 介護納付金分 | | | | | |
|---------------|----------------|------------------|-------------|-----------|---------------|---------------|----------------|------------------|-------------|-----------|
| 保険料（税） 軽減額 | 賦課限度額 を超える額 | 賦課限度額を 超える世帯数 | 減免等によ る額 | 減免 世帯数 | 保険料（税） 調定額 | 保険料（税） 軽減額 | 賦課限度額 を超える額 | 賦課限度額を 超える世帯数 | 減免等によ る額 | 減免 世帯数 |
| 千円 | 千円 | | 千円 | | 千円 | 千円 | 千円 | | 千円 | |
| 84,106,098 | 59,206,202 | 319,300 | 3,597,844 | 421,500 | 191,675,919 | 29,427,599 | 24,837,948 | 157,900 | 1,382,850 | 173,450 |
| 1,165,676 | 4,329,382 | 35,300 | 36,127 | 2,800 | 9,418,875 | 419,033 | 1,786,059 | 18,850 | 20,699 | 1,600 |
| 7,463,509 | 19,440,796 | 118,400 | 649,118 | 68,850 | 62,074,411 | 3,535,042 | 10,268,001 | 66,100 | 329,733 | 41,300 |
| 19,673,590 | 12,570,402 | 80,400 | 1,843,914 | 163,650 | 72,783,403 | 8,311,952 | 5,598,422 | 41,550 | 755,813 | 73,300 |
| 2,684,607 | 11,830,694 | 37,400 | 237,411 | 16,050 | 7,243,688 | 957,896 | 4,222,045 | 13,200 | 88,652 | 7,550 |
| 45,022,167 | 5,710,512 | 24,250 | 759,428 | 165,500 | 21,076,637 | 13,104,348 | 832,945 | 4,900 | 155,989 | 47,400 |
| 8,096,547 | 5,324,416 | 23,550 | 71,846 | 4,650 | 19,078,906 | 3,099,329 | 2,130,476 | 13,300 | 31,964 | 2,300 |
| 10,884,531 | 6,301,975 | 43,300 | 492,651 | 18,100 | 24,233,781 | 3,521,817 | 2,067,397 | 19,100 | 215,095 | 8,300 |
| 468,008 | 2,263,970 | 15,450 | 18,338 | 750 | 4,023,296 | 171,274 | 773,055 | 7,750 | 10,257 | 600 |
| 915,099 | 1,190,732 | 10,400 | 93,263 | 1,750 | 6,119,652 | 415,258 | 522,414 | 4,900 | 51,029 | 1,200 |
| 2,172,113 | 961,157 | 7,600 | 113,297 | 3,800 | 7,133,024 | 857,697 | 319,374 | 2,800 | 57,805 | 1,900 |
| 358,090 | 851,182 | 2,150 | 159,442 | 3,700 | 654,267 | 126,652 | 121,287 | 450 | 67,264 | 1,800 |
| 5,147,135 | 210,907 | 1,600 | 82,335 | 7,300 | 2,458,976 | 1,365,151 | 53,353 | 550 | 15,375 | 2,200 |
| 1,824,087 | 824,027 | 6,100 | 25,975 | 800 | 3,844,567 | 585,785 | 277,915 | 2,650 | 13,365 | 600 |
| 28,020,876 | 17,315,194 | 98,700 | 471,205 | 49,200 | 64,263,922 | 9,688,333 | 6,591,830 | 48,900 | 212,576 | 20,000 |
| 560,002 | 1,445,390 | 14,600 | 4,030 | 300 | 4,183,192 | 206,507 | 687,557 | 7,900 | 550 | 100 |
| 2,477,169 | 6,321,954 | 36,500 | 115,036 | 5,700 | 20,965,404 | 1,133,596 | 3,385,577 | 20,800 | 62,653 | 3,400 |
| 6,405,416 | 3,255,792 | 22,700 | 188,935 | 15,900 | 23,495,182 | 2,680,292 | 1,288,918 | 11,500 | 96,765 | 7,200 |
| 770,646 | 3,376,891 | 11,300 | 14,799 | 2,200 | 2,259,042 | 301,303 | 686,578 | 4,100 | 4,223 | 800 |
| 15,288,559 | 1,354,854 | 6,400 | 132,748 | 24,000 | 7,403,895 | 4,408,124 | 172,635 | 1,200 | 34,517 | 7,600 |
| 2,519,085 | 1,560,313 | 7,200 | 15,658 | 1,100 | 5,957,207 | 958,511 | 370,565 | 3,400 | 13,869 | 900 |
| 13,454,030 | 9,137,643 | 50,700 | 436,512 | 112,200 | 28,915,732 | 4,632,611 | 4,714,934 | 24,900 | 135,502 | 40,350 |
| 93,512 | 265,253 | 2,850 | 2,283 | 750 | 658,061 | 25,862 | 157,171 | 1,800 | 1,294 | 300 |
| 1,182,787 | 3,583,750 | 22,500 | 68,532 | 15,600 | 10,575,601 | 564,643 | 2,178,261 | 13,200 | 32,085 | 8,700 |
| 3,155,252 | 3,155,512 | 11,700 | 200,475 | 41,550 | 10,980,651 | 1,294,907 | 1,773,498 | 6,450 | 70,640 | 16,200 |
| 499,932 | 893,590 | 6,150 | 14,795 | 4,350 | 1,086,260 | 194,572 | 370,647 | 1,650 | 6,204 | 1,950 |
| 7,757,874 | 920,805 | 5,850 | 146,708 | 48,600 | 3,734,407 | 2,266,269 | 127,484 | 750 | 24,150 | 12,600 |
| 764,673 | 318,733 | 1,650 | 3,717 | 1,350 | 1,880,752 | 286,358 | 107,874 | 1,050 | 1,128 | 600 |
| 9,766,646 | 7,707,023 | 34,200 | 384,245 | 88,400 | 19,700,153 | 3,201,193 | 3,242,798 | 15,000 | 142,657 | 36,400 |
| 32,872 | 354,769 | 2,400 | 10,617 | 600 | 509,398 | 11,490 | 168,276 | 1,400 | 8,598 | 600 |
| 816,514 | 1,721,813 | 14,200 | 86,859 | 12,200 | 6,868,976 | 374,266 | 744,814 | 6,400 | 44,416 | 6,000 |
| 2,363,197 | 1,554,866 | 8,800 | 125,896 | 23,200 | 8,114,262 | 933,042 | 796,379 | 4,400 | 52,990 | 12,000 |
| 359,309 | 2,482,794 | 5,000 | 7,838 | 3,800 | 925,980 | 103,280 | 1,085,571 | 1,800 | 2,513 | 1,800 |
| 5,701,759 | 1,450,634 | 3,600 | 148,778 | 48,400 | 2,501,017 | 1,586,916 | 336,680 | 800 | 30,539 | 15,800 |
| 492,994 | 142,148 | 200 | 4,257 | 200 | 780,520 | 192,199 | 111,076 | 200 | 3,602 | 200 |
| 21,980,014 | 18,744,367 | 92,400 | 1,813,232 | 153,600 | 54,562,332 | 8,383,645 | 8,220,989 | 50,000 | 677,019 | 68,400 |
| 11,281 | - | - | 859 | 400 | 44,928 | 3,900 | - | - | - | - |
| 2,071,941 | 6,622,548 | 34,800 | 285,427 | 33,600 | 17,544,779 | 1,047,278 | 3,436,934 | 20,800 | 139,549 | 22,000 |
| 5,577,613 | 3,643,075 | 29,600 | 1,215,311 | 79,200 | 23,060,284 | 2,546,014 | 1,420,253 | 16,400 | 477,614 | 36,000 |
| 696,630 | 4,226,238 | 12,800 | 40,537 | 2,000 | 2,318,140 | 232,090 | 1,957,962 | 5,200 | 8,448 | 1,200 |
| 11,126,841 | 1,773,312 | 6,800 | 248,859 | 37,200 | 4,978,342 | 3,477,888 | 142,793 | 1,600 | 51,408 | 9,200 |
| 2,495,709 | 2,479,194 | 8,400 | 22,239 | 1,200 | 6,615,860 | 1,076,475 | 1,263,046 | 6,000 | - | - |

第4表-6 群別、世帯主の職業別、

| 群別 | 世帯主の職業別 | 世帯数 | 所得のある世帯 | 所得のない世帯 | 所得不詳の世帯 | 被保険者数 | 所得総額 | 旧ただし書方式による課税標準額 |
|----|---------|---------|---------|---------|---------|-----------|-------------|-----------------|
| | | | | | | 人 | 千円 | 千円 |
| 計 | 総数 | 277,000 | 221,550 | 51,950 | 3,500 | 342,000 | 285,541,990 | 213,715,430 |
| | 農林水産業 | 8,550 | 7,400 | 1,100 | 50 | 10,950 | 9,281,742 | 7,077,069 |
| | その他の自営業 | 30,650 | 25,700 | 4,600 | 350 | 36,700 | 60,146,865 | 51,298,573 |
| | 被用者 | 66,400 | 59,800 | 6,250 | 350 | 81,900 | 78,840,774 | 58,892,931 |
| | その他 | 11,700 | 10,250 | 1,350 | 100 | 15,100 | 25,595,373 | 22,175,951 |
| | 無職 | 138,950 | 101,650 | 35,700 | 1,600 | 171,600 | 90,730,822 | 58,750,473 |
| | 不明 | 20,750 | 16,750 | 2,950 | 1,050 | 25,750 | 20,946,414 | 15,520,434 |
| A群 | 総数 | 48,900 | 39,200 | 9,300 | 400 | 60,500 | 44,053,562 | 31,779,033 |
| | 農林水産業 | 2,900 | 2,450 | 400 | 50 | 3,700 | 2,942,839 | 2,239,063 |
| | その他の自営業 | 4,450 | 3,400 | 900 | 150 | 5,200 | 5,717,887 | 4,635,699 |
| | 被用者 | 12,600 | 10,550 | 2,050 | - | 15,400 | 11,909,114 | 8,557,673 |
| | その他 | 1,500 | 1,300 | 200 | - | 2,100 | 2,573,249 | 2,095,799 |
| | 無職 | 20,450 | 15,700 | 4,600 | 150 | 25,300 | 14,127,721 | 9,325,906 |
| | 不明 | 7,000 | 5,800 | 1,150 | 50 | 8,800 | 6,782,752 | 4,924,894 |
| B群 | 総数 | 113,800 | 90,700 | 21,700 | 1,400 | 139,400 | 112,074,688 | 82,837,868 |
| | 農林水産業 | 4,800 | 4,100 | 700 | - | 5,800 | 4,759,170 | 3,571,236 |
| | その他の自営業 | 11,500 | 9,200 | 2,100 | 200 | 14,700 | 18,315,686 | 15,054,882 |
| | 被用者 | 27,100 | 24,500 | 2,400 | 200 | 33,400 | 32,013,377 | 23,827,525 |
| | その他 | 4,500 | 3,900 | 500 | 100 | 5,400 | 15,222,994 | 13,927,974 |
| | 無職 | 57,200 | 41,600 | 14,800 | 800 | 69,000 | 34,102,541 | 21,229,445 |
| | 不明 | 8,700 | 7,400 | 1,200 | 100 | 11,100 | 7,660,920 | 5,226,807 |
| C群 | 総数 | 39,900 | 31,650 | 7,350 | 900 | 49,500 | 41,211,899 | 31,033,252 |
| | 農林水産業 | 450 | 450 | - | - | 1,050 | 972,387 | 743,872 |
| | その他の自営業 | 3,900 | 3,300 | 600 | - | 4,800 | 5,508,701 | 4,359,897 |
| | 被用者 | 10,500 | 9,750 | 600 | 150 | 12,900 | 14,648,813 | 11,434,397 |
| | その他 | 1,500 | 1,050 | 450 | - | 1,800 | 1,239,645 | 894,145 |
| | 無職 | 22,500 | 16,350 | 5,700 | 450 | 27,900 | 18,217,925 | 13,224,013 |
| | 不明 | 1,050 | 750 | - | 300 | 1,050 | 624,428 | 376,928 |
| D群 | 総数 | 24,000 | 18,400 | 5,200 | 400 | 29,400 | 20,507,557 | 14,724,692 |
| | 農林水産業 | 400 | 400 | - | - | 400 | 607,346 | 522,898 |
| | その他の自営業 | 2,800 | 2,200 | 600 | - | 3,200 | 5,665,280 | 4,945,818 |
| | 被用者 | 5,800 | 5,000 | 800 | - | 7,800 | 4,542,387 | 2,754,778 |
| | その他 | 2,200 | 2,000 | 200 | - | 2,600 | 3,422,984 | 2,781,532 |
| | 無職 | 12,400 | 8,800 | 3,400 | 200 | 15,000 | 6,269,559 | 3,719,666 |
| | 不明 | 400 | - | 200 | 200 | 400 | - | - |
| E群 | 総数 | 50,400 | 41,600 | 8,400 | 400 | 63,200 | 67,694,285 | 53,340,585 |
| | 農林水産業 | - | - | - | - | - | - | - |
| | その他の自営業 | 8,000 | 7,600 | 400 | - | 8,800 | 24,939,310 | 22,302,278 |
| | 被用者 | 10,400 | 10,000 | 400 | - | 12,400 | 15,727,083 | 12,318,558 |
| | その他 | 2,000 | 2,000 | - | - | 3,200 | 3,136,501 | 2,476,501 |
| | 無職 | 26,400 | 19,200 | 7,200 | - | 34,400 | 18,013,076 | 11,251,443 |
| 不明 | 3,600 | 2,800 | 400 | 400 | 4,400 | 5,878,315 | 4,991,806 | |

保険料（税）賦課状況 —退職世帯— <擬制世帯を除く>

| 固定資産 税額 | 短期被保険者証等交付世帯数 | | 保険料（税）賦課経過措置適用世帯数 | | | | | | |
|------------|---------------|-------|----------------------|-------------|--------------------|----------------------------|-------------------------------|---------------------------|-----|
| | 短期被保 険者証 | 資格証明書 | 旧国保被 険者合算 軽減のみ | 平等割半額 のみ | 平等割 1/4 軽減のみ | 旧国保被保険者 合算軽減かつ 平等割半額 | 旧国保被保険者 合算軽減かつ 平等割1/4軽減 | 被扶養者で あった者に対 する緩和措置 | その他 |
| 千円 | | | | | | | | | |
| 3,928,935 | 6,850 | 600 | 3,350 | 200 | 50 | 450 | 200 | - | - |
| 248,217 | 200 | - | 550 | - | - | - | - | - | - |
| 525,794 | 600 | - | 600 | - | - | - | - | - | - |
| 677,926 | 3,200 | - | 650 | - | - | - | 200 | - | - |
| 612,798 | 250 | - | 150 | - | - | - | - | - | - |
| 1,439,156 | 2,250 | 600 | 1,000 | 200 | 50 | 450 | - | - | - |
| 425,045 | 350 | - | 400 | - | - | - | - | - | - |
| 1,222,446 | 1,100 | - | 1,150 | - | 50 | 50 | - | - | - |
| 94,483 | 100 | - | 150 | - | - | - | - | - | - |
| 200,734 | 150 | - | 100 | - | - | - | - | - | - |
| 264,890 | 350 | - | 450 | - | - | - | - | - | - |
| 63,673 | - | - | - | - | - | - | - | - | - |
| 429,962 | 300 | - | 250 | - | 50 | 50 | - | - | - |
| 168,704 | 200 | - | 200 | - | - | - | - | - | - |
| 2,415,038 | 2,600 | 600 | 1,500 | - | - | 400 | - | - | - |
| 146,624 | 100 | - | 200 | - | - | - | - | - | - |
| 311,979 | 300 | - | 500 | - | - | - | - | - | - |
| 384,071 | 1,300 | - | 200 | - | - | - | - | - | - |
| 499,490 | 100 | - | - | - | - | - | - | - | - |
| 816,534 | 800 | 600 | 400 | - | - | 400 | - | - | - |
| 256,341 | - | - | 200 | - | - | - | - | - | - |
| 291,451 | 1,950 | - | 300 | - | - | - | - | - | - |
| 7,110 | - | - | - | - | - | - | - | - | - |
| 13,080 | 150 | - | - | - | - | - | - | - | - |
| 28,965 | 750 | - | - | - | - | - | - | - | - |
| 49,635 | 150 | - | 150 | - | - | - | - | - | - |
| 192,661 | 750 | - | 150 | - | - | - | - | - | - |
| - | 150 | - | - | - | - | - | - | - | - |
| - | - | - | 400 | 200 | - | - | 200 | - | - |
| - | - | - | 200 | - | - | - | - | - | - |
| - | - | - | - | - | - | - | 200 | - | - |
| - | - | - | - | - | - | - | - | - | - |
| - | - | - | 200 | 200 | - | - | - | - | - |
| - | - | - | - | - | - | - | - | - | - |
| - | 1,200 | - | - | - | - | - | - | - | - |
| - | - | - | - | - | - | - | - | - | - |
| - | - | - | - | - | - | - | - | - | - |
| - | 800 | - | - | - | - | - | - | - | - |
| - | - | - | - | - | - | - | - | - | - |
| - | 400 | - | - | - | - | - | - | - | - |
| - | - | - | - | - | - | - | - | - | - |

第4表-6 群別、世帯主の職業別、

| 群別 | 世帯主の職業別 | 医療給付費分 | | | | | | | 保険料(税)調定額 |
|----|---------|------------|-----------|---------|------------|--------------|---------|---------|-----------|
| | | 保険料(税)調定額 | 保険料(税)軽減額 | 軽減世帯数 | 賦課限度額を超える額 | 賦課限度額を超える世帯数 | 減免等による額 | 減免世帯数 | |
| | | 千円 | 千円 | | 千円 | | 千円 | | 千円 |
| 計 | 総数 | 22,571,369 | 3,335,630 | 153,100 | 1,726,638 | 5,950 | 118,911 | 6,250 | 7,048,711 |
| | 農林水産業 | 819,798 | 61,697 | 3,900 | 1,525 | 100 | - | - | 255,465 |
| | その他の自営業 | 4,148,735 | 123,589 | 7,400 | 763,767 | 3,000 | 19,916 | 600 | 1,308,792 |
| | 被用者 | 6,293,812 | 546,680 | 27,550 | 270,031 | 1,300 | 55,557 | 1,500 | 1,976,598 |
| | その他 | 1,590,050 | 113,164 | 5,800 | 369,384 | 800 | 2,195 | 300 | 497,582 |
| | 無職 | 7,895,622 | 2,273,134 | 98,250 | 283,534 | 500 | 41,242 | 3,850 | 2,462,886 |
| | 不明 | 1,823,352 | 217,366 | 10,200 | 38,397 | 250 | - | - | 547,388 |
| A群 | 総数 | 3,879,571 | 549,003 | 26,800 | 142,935 | 650 | 36,045 | 450 | 1,228,751 |
| | 農林水産業 | 274,610 | 26,920 | 1,550 | 1,525 | 100 | - | - | 85,626 |
| | その他の自営業 | 500,887 | 18,337 | 1,150 | 42,781 | 100 | 5,208 | 50 | 162,862 |
| | 被用者 | 1,031,033 | 114,312 | 5,700 | 627 | 150 | 18,400 | 100 | 336,010 |
| | その他 | 214,218 | 12,003 | 750 | 16,979 | 100 | - | - | 64,752 |
| | 無職 | 1,282,353 | 302,537 | 14,000 | 65,804 | 50 | 12,437 | 300 | 395,425 |
| | 不明 | 576,471 | 74,895 | 3,650 | 15,219 | 150 | - | - | 184,077 |
| B群 | 総数 | 8,943,592 | 1,265,583 | 63,000 | 629,578 | 2,200 | 9,228 | 1,000 | 2,759,379 |
| | 農林水産業 | 419,159 | 23,050 | 2,000 | - | - | - | - | 125,820 |
| | その他の自営業 | 1,496,320 | 54,541 | 3,300 | 45,026 | 1,000 | - | - | 459,401 |
| | 被用者 | 2,489,149 | 216,081 | 11,400 | 196,678 | 300 | 1,296 | 200 | 763,484 |
| | その他 | 760,100 | 30,405 | 1,700 | 349,669 | 500 | - | - | 231,136 |
| | 無職 | 3,139,171 | 844,690 | 39,600 | 15,028 | 300 | 7,932 | 800 | 978,013 |
| | 不明 | 639,693 | 96,815 | 5,000 | 23,177 | 100 | - | - | 201,526 |
| C群 | 総数 | 2,967,082 | 531,773 | 21,900 | 298,990 | 900 | 17,958 | 2,400 | 939,193 |
| | 農林水産業 | 77,929 | 10,647 | 150 | - | - | - | - | 27,483 |
| | その他の自営業 | 366,992 | 18,458 | 1,350 | 39,426 | 300 | 38 | 150 | 114,647 |
| | 被用者 | 1,109,421 | 75,758 | 3,450 | 56,861 | 450 | 5,643 | 600 | 356,691 |
| | その他 | 107,891 | 17,582 | 750 | - | - | 2,195 | 300 | 32,505 |
| | 無職 | 1,221,336 | 408,609 | 16,050 | 202,703 | 150 | 10,082 | 1,350 | 381,259 |
| | 不明 | 83,514 | 720 | 150 | - | - | - | - | 26,608 |
| D群 | 総数 | 1,688,989 | 333,203 | 15,000 | 2,736 | 200 | 20,056 | 800 | 548,276 |
| | 農林水産業 | 48,101 | 1,080 | 200 | - | - | - | - | 16,536 |
| | その他の自営業 | 427,890 | 8,252 | 400 | - | - | - | - | 134,780 |
| | 被用者 | 374,613 | 80,849 | 3,800 | - | - | 16,620 | 200 | 114,147 |
| | その他 | 238,885 | 21,544 | 1,000 | 2,736 | 200 | - | - | 87,928 |
| | 無職 | 590,052 | 215,486 | 9,400 | - | - | 3,436 | 600 | 191,612 |
| | 不明 | 9,449 | 5,992 | 200 | - | - | - | - | 3,273 |
| E群 | 総数 | 5,092,135 | 656,067 | 26,400 | 652,399 | 2,000 | 35,624 | 1,600 | 1,573,112 |
| | 農林水産業 | - | - | - | - | - | - | - | - |
| | その他の自営業 | 1,356,647 | 24,002 | 1,200 | 636,534 | 1,600 | 14,670 | 400 | 437,102 |
| | 被用者 | 1,289,596 | 59,680 | 3,200 | 15,865 | 400 | 13,598 | 400 | 406,266 |
| | その他 | 268,956 | 31,630 | 1,600 | - | - | - | - | 81,262 |
| | 無職 | 1,662,710 | 501,812 | 19,200 | - | - | 7,355 | 800 | 516,578 |
| 不明 | 514,226 | 38,944 | 1,200 | - | - | - | - | 131,905 | |

保険料（税）賦課状況 —退職世帯— <擬制世帯を除く>（続き）

| 後期高齢者支援金分 | | | | | 介護納付金分 | | | | | |
|---------------|----------------|------------------|---------|-----------|---------------|---------------|----------------|------------------|---------|-----------|
| 保険料（税） 軽減額 | 賦課限度額 を超える額 | 賦課限度額を 超える世帯数 | 減免等による額 | 減免 世帯数 | 保険料（税） 調定額 | 保険料（税） 軽減額 | 賦課限度額 を超える額 | 賦課限度額を 超える世帯数 | 減免等による額 | 減免 世帯数 |
| 千円 | 千円 | | 千円 | | 千円 | 千円 | 千円 | | 千円 | |
| 1,048,523 | 559,589 | 5,000 | 39,265 | 5,850 | 6,649,119 | 1,154,984 | 472,294 | 3,500 | 35,350 | 5,600 |
| 18,575 | - | - | - | - | 245,441 | 24,584 | 989 | 50 | - | - |
| 37,410 | 266,820 | 2,300 | 7,110 | 600 | 1,195,287 | 43,084 | 227,055 | 1,600 | 6,845 | 600 |
| 172,948 | 71,657 | 1,200 | 18,280 | 1,400 | 1,861,235 | 183,020 | 50,919 | 900 | 16,723 | 1,400 |
| 36,181 | 122,357 | 900 | 718 | 300 | 421,423 | 46,722 | 104,041 | 500 | 939 | 300 |
| 714,408 | 90,777 | 400 | 13,158 | 3,550 | 2,389,797 | 781,148 | 86,058 | 300 | 10,843 | 3,300 |
| 69,001 | 7,979 | 200 | - | - | 535,936 | 76,427 | 3,232 | 150 | - | - |
| 172,091 | 53,996 | 450 | 13,039 | 450 | 1,128,509 | 192,742 | 36,194 | 500 | 12,926 | 450 |
| 8,078 | - | - | - | - | 82,003 | 8,789 | 989 | 50 | - | - |
| 5,349 | 13,480 | 100 | 2,007 | 50 | 148,203 | 6,344 | 7,246 | 150 | 1,997 | 50 |
| 36,511 | 237 | 100 | 7,072 | 100 | 298,754 | 38,713 | - | - | 7,057 | 100 |
| 3,963 | 5,003 | 100 | - | - | 57,958 | 5,212 | 6,321 | 100 | - | - |
| 94,599 | 28,086 | 50 | 3,960 | 300 | 367,748 | 105,802 | 18,406 | 50 | 3,872 | 300 |
| 23,591 | 7,190 | 100 | - | - | 173,842 | 27,883 | 3,232 | 150 | - | - |
| 394,178 | 205,022 | 2,000 | 2,159 | 600 | 2,668,961 | 445,453 | 146,798 | 1,200 | 1,814 | 500 |
| 7,190 | - | - | - | - | 122,800 | 12,729 | - | - | - | - |
| 16,143 | 33,346 | 700 | - | - | 433,844 | 17,951 | 13,978 | 500 | - | - |
| 68,260 | 52,236 | 400 | 243 | 100 | 726,308 | 72,160 | 34,340 | 200 | 524 | 100 |
| 8,727 | 116,494 | 600 | - | - | 191,075 | 11,386 | 97,720 | 400 | - | - |
| 262,612 | 2,157 | 200 | 1,916 | 500 | 988,819 | 296,452 | 759 | 100 | 1,290 | 400 |
| 31,245 | 789 | 100 | - | - | 206,114 | 34,775 | - | - | - | - |
| 162,849 | 89,918 | 750 | 6,509 | 2,400 | 899,911 | 176,759 | 87,073 | 600 | 6,062 | 2,250 |
| 2,835 | - | - | - | - | 26,054 | 2,394 | - | - | - | - |
| 4,831 | 14,323 | 300 | 15 | 150 | 116,628 | 6,710 | 8,863 | 150 | 15 | 150 |
| 23,060 | 15,061 | 300 | 2,135 | 600 | 326,889 | 23,868 | 11,317 | 300 | 2,153 | 600 |
| 5,172 | - | - | 718 | 300 | 31,400 | 6,826 | - | - | 939 | 300 |
| 126,667 | 60,534 | 150 | 3,642 | 1,350 | 366,155 | 136,615 | 66,893 | 150 | 2,956 | 1,200 |
| 284 | - | - | - | - | 32,786 | 346 | - | - | - | - |
| 107,016 | 860 | 200 | 5,699 | 800 | 470,754 | 110,724 | - | - | 3,792 | 800 |
| 472 | - | - | - | - | 14,583 | 672 | - | - | - | - |
| 2,343 | - | - | - | - | 103,845 | 2,560 | - | - | - | - |
| 25,557 | - | - | 4,666 | 200 | 100,218 | 26,173 | - | - | 2,616 | 200 |
| 7,297 | 860 | 200 | - | - | 61,159 | 8,968 | - | - | - | - |
| 68,910 | - | - | 1,033 | 600 | 187,024 | 69,776 | - | - | 1,176 | 600 |
| 2,436 | - | - | - | - | 3,925 | 2,576 | - | - | - | - |
| 212,390 | 209,793 | 1,600 | 11,860 | 1,600 | 1,480,984 | 229,306 | 202,230 | 1,200 | 10,756 | 1,600 |
| - | - | - | - | - | - | - | - | - | - | - |
| 8,744 | 205,671 | 1,200 | 5,088 | 400 | 392,767 | 9,518 | 196,968 | 800 | 4,834 | 400 |
| 19,561 | 4,122 | 400 | 4,165 | 400 | 409,065 | 22,107 | 5,262 | 400 | 4,373 | 400 |
| 11,022 | - | - | - | - | 79,831 | 14,330 | - | - | - | - |
| 161,620 | - | - | 2,607 | 800 | 480,052 | 172,504 | - | - | 1,549 | 800 |
| 11,444 | - | - | - | - | 119,269 | 10,848 | - | - | - | - |

第5表-1-1 世帯人員別、固定資産税の有無別、

| 固定資産税額の有無及び世帯人数(被保険者数) | 世帯数 | 所得のある世帯数 | 所得のない世帯数 | 所得総額 | 旧ただし書方式による課税標準額 | 固定資産税額 | 保険料(税) 賦課経過措置適用世帯数 | | | | | | | |
|------------------------|------------|------------|-----------|----------------|-----------------|-------------|--------------------|---------|------------|--------------------|-----------------------|-------------------|-----|--|
| | | | | | | | 旧国保被保険者合算軽減のみ | 平等割半額のみ | 平等割1/4軽減のみ | 旧国保被保険者合算軽減かつ平等割半額 | 旧国保被保険者合算軽減かつ平等割1/4軽減 | 被扶養者であった者に対する緩和措置 | その他 | |
| 総数 | | | | 千円 | 千円 | 千円 | | | | | | | | |
| 合計 | 18,509,600 | 12,399,500 | 5,086,300 | 23,795,996,471 | 19,135,555,290 | 239,198,060 | 525,200 | 503,100 | 76,550 | 695,150 | 113,900 | 79,400 | - | |
| 1人 | 10,932,250 | 5,989,000 | 4,297,900 | 8,195,112,263 | 6,407,845,583 | 69,188,421 | 294,500 | 500,250 | 76,350 | 692,700 | 113,500 | 72,650 | - | |
| 2人 | 5,440,100 | 4,666,200 | 586,000 | 9,770,891,302 | 7,814,734,685 | 119,991,444 | 180,350 | 2,650 | 200 | 2,450 | 400 | 6,150 | - | |
| 3人 | 1,315,600 | 1,064,050 | 138,000 | 3,075,987,634 | 2,540,947,789 | 28,342,764 | 30,300 | 150 | - | - | - | 450 | - | |
| 4人 | 544,950 | 447,150 | 47,600 | 1,680,926,515 | 1,445,774,889 | 11,197,277 | 11,100 | 50 | - | - | - | 150 | - | |
| 5人 | 193,850 | 160,700 | 13,700 | 677,436,333 | 586,199,941 | 5,518,982 | 6,300 | - | - | - | - | - | - | |
| 6人 | 55,300 | 48,900 | 1,600 | 242,522,922 | 208,122,541 | 2,556,562 | 1,800 | - | - | - | - | - | - | |
| 7人 | 20,750 | 18,000 | 1,150 | 122,217,518 | 105,766,149 | 2,126,701 | 700 | - | - | - | - | - | - | |
| 8人以上 | 6,800 | 5,500 | 350 | 30,901,984 | 26,163,712 | 275,909 | 150 | - | - | - | - | - | - | |
| 固定資産税額のある世帯 | | | | | | | | | | | | | | |
| 合計 | 2,627,250 | 2,165,000 | 399,250 | 4,587,271,775 | 3,685,167,214 | 239,198,060 | 68,850 | 51,450 | 9,350 | 56,800 | 10,800 | 4,450 | - | |
| 1人 | 1,029,150 | 703,400 | 308,100 | 975,094,673 | 764,131,229 | 69,188,421 | 25,250 | 50,650 | 9,150 | 56,450 | 10,700 | 4,100 | - | |
| 2人 | 1,212,250 | 1,117,900 | 75,900 | 2,278,706,972 | 1,793,517,500 | 119,991,444 | 31,950 | 750 | 200 | 350 | 100 | 100 | - | |
| 3人 | 239,350 | 212,100 | 11,200 | 673,408,361 | 556,000,205 | 28,342,764 | 7,000 | - | - | - | - | 250 | - | |
| 4人 | 85,400 | 76,650 | 3,150 | 343,784,277 | 297,440,522 | 11,197,277 | 2,950 | 50 | - | - | - | - | - | |
| 5人 | 37,400 | 33,450 | 700 | 168,222,943 | 146,040,945 | 5,518,982 | 1,350 | - | - | - | - | - | - | |
| 6人 | 15,300 | 13,650 | 100 | 82,746,702 | 71,129,063 | 2,556,562 | 300 | - | - | - | - | - | - | |
| 7人 | 6,800 | 6,400 | - | 54,894,559 | 47,941,850 | 2,126,701 | 50 | - | - | - | - | - | - | |
| 8人以上 | 1,600 | 1,450 | 100 | 10,413,289 | 8,965,901 | 275,909 | - | - | - | - | - | - | - | |
| 固定資産税額のない世帯 | | | | | | | | | | | | | | |
| 合計 | 15,882,350 | 10,234,500 | 4,687,050 | 19,208,724,696 | 15,450,388,076 | - | 456,350 | 451,650 | 67,200 | 638,350 | 103,100 | 74,950 | - | |
| 1人 | 9,903,100 | 5,285,600 | 3,989,800 | 7,220,017,590 | 5,643,714,354 | - | 269,250 | 449,600 | 67,200 | 636,250 | 102,800 | 68,550 | - | |
| 2人 | 4,227,850 | 3,548,300 | 510,100 | 7,492,184,331 | 6,021,217,185 | - | 148,400 | 1,900 | - | 2,100 | 300 | 6,050 | - | |
| 3人 | 1,076,250 | 851,950 | 126,800 | 2,402,579,273 | 1,984,947,584 | - | 23,300 | 150 | - | - | - | 200 | - | |
| 4人 | 459,550 | 370,500 | 44,450 | 1,337,142,238 | 1,148,334,367 | - | 8,150 | - | - | - | - | 150 | - | |
| 5人 | 156,450 | 127,250 | 13,000 | 509,213,390 | 440,158,996 | - | 4,950 | - | - | - | - | - | - | |
| 6人 | 40,000 | 35,250 | 1,500 | 159,776,219 | 136,993,478 | - | 1,500 | - | - | - | - | - | - | |
| 7人 | 13,950 | 11,600 | 1,150 | 67,322,958 | 57,824,298 | - | 650 | - | - | - | - | - | - | |
| 8人以上 | 5,200 | 4,050 | 250 | 20,488,696 | 17,197,812 | - | 150 | - | - | - | - | - | - | |

保険料（税）算定状況・賦課状況 ー 全世界帯 ー

| 医療給付費分 | | | | | | | | | | | |
|-------------------|---------------|---------------|------------|-------------|-------------|-------------------|------------|--------------------|----------------------|------------|-----------|
| 保険料 （税） 調定額 | 保険料（税）算定額 | | | | | 保険料 （税） 軽減額 | 軽減 世帯数 | 賦課限度 額を 超える額 | 賦課限度 額を超え る世帯数 | 減免等による額 | 減免 世帯数 |
| | 計 | 所得割額 | 資産割額 | 均等割額 | 平等割額 | | | | | | |
| 千円 | 千円 | 千円 | 千円 | 千円 | 千円 | 千円 | | 千円 | | 千円 | |
| 1,978,969,940 | 2,535,711,620 | 1,420,325,278 | 50,312,394 | 737,860,293 | 327,213,657 | 302,172,509 | 10,010,850 | 239,471,766 | 434,150 | 14,939,287 | 636,250 |
| 727,064,027 | 940,836,732 | 466,146,342 | 14,339,137 | 278,634,829 | 181,716,424 | 156,904,258 | 6,125,000 | 50,112,958 | 81,350 | 6,671,817 | 349,100 |
| 793,149,334 | 973,894,716 | 574,566,989 | 25,284,248 | 268,969,433 | 105,074,047 | 91,098,044 | 2,808,750 | 85,219,970 | 151,650 | 4,372,706 | 180,200 |
| 250,584,840 | 325,443,242 | 196,278,848 | 5,928,806 | 98,551,556 | 24,684,033 | 30,332,207 | 670,500 | 42,586,497 | 90,900 | 1,927,100 | 57,400 |
| 129,140,178 | 177,778,797 | 110,423,723 | 2,268,003 | 55,058,438 | 10,028,633 | 14,773,016 | 266,350 | 32,555,932 | 58,250 | 1,304,920 | 32,900 |
| 51,601,519 | 73,968,295 | 45,007,898 | 1,268,840 | 23,712,717 | 3,978,839 | 6,234,902 | 101,200 | 15,669,375 | 28,700 | 460,752 | 12,500 |
| 17,603,390 | 25,875,167 | 16,173,439 | 566,252 | 7,983,645 | 1,151,831 | 1,802,594 | 26,650 | 6,319,953 | 12,750 | 148,741 | 2,900 |
| 7,423,094 | 13,248,012 | 8,728,220 | 579,460 | 3,488,456 | 451,876 | 725,329 | 9,150 | 5,070,831 | 7,850 | 28,617 | 850 |
| 2,403,558 | 4,666,659 | 2,999,819 | 77,648 | 1,461,219 | 127,973 | 302,159 | 3,250 | 1,936,249 | 2,700 | 24,635 | 400 |
| 382,486,388 | 466,783,419 | 251,055,540 | 50,312,394 | 108,954,828 | 56,460,660 | 39,871,250 | 1,346,400 | 43,918,817 | 99,650 | 466,907 | 13,800 |
| 88,453,910 | 108,994,538 | 50,433,411 | 14,339,137 | 23,042,817 | 21,179,174 | 15,038,504 | 593,200 | 5,235,536 | 10,500 | 250,126 | 8,150 |
| 192,861,554 | 226,634,141 | 120,477,433 | 25,284,248 | 54,237,859 | 26,634,603 | 18,234,159 | 602,350 | 15,373,167 | 36,150 | 146,810 | 4,500 |
| 54,158,354 | 67,050,927 | 39,672,823 | 5,928,806 | 16,123,713 | 5,325,585 | 4,148,194 | 102,200 | 8,696,380 | 20,700 | 44,696 | 800 |
| 24,863,149 | 32,604,058 | 20,740,817 | 2,268,003 | 7,686,874 | 1,908,364 | 1,409,926 | 29,500 | 6,312,538 | 13,450 | 17,265 | 100 |
| 12,529,122 | 16,942,804 | 10,520,690 | 1,268,840 | 4,297,389 | 855,885 | 690,606 | 12,950 | 3,719,265 | 9,000 | 3,360 | 100 |
| 6,063,667 | 8,114,301 | 5,038,921 | 566,252 | 2,154,282 | 354,846 | 210,460 | 4,150 | 1,836,216 | 5,500 | 3,810 | 100 |
| 2,863,022 | 5,366,131 | 3,527,733 | 579,460 | 1,095,815 | 163,123 | 101,274 | 1,500 | 2,400,934 | 3,350 | 840 | 50 |
| 693,611 | 1,076,519 | 643,711 | 77,648 | 316,080 | 39,080 | 38,128 | 550 | 344,781 | 1,000 | - | - |
| 1,596,483,553 | 2,068,928,200 | 1,169,269,739 | - | 628,905,465 | 270,752,997 | 262,301,259 | 8,664,450 | 195,552,948 | 334,500 | 14,472,380 | 622,450 |
| 638,610,117 | 831,842,193 | 415,712,931 | - | 255,592,013 | 160,537,250 | 141,865,755 | 5,531,800 | 44,877,423 | 70,850 | 6,421,691 | 340,950 |
| 600,287,780 | 747,260,574 | 454,089,556 | - | 214,731,574 | 78,439,444 | 72,863,885 | 2,206,400 | 69,846,803 | 115,500 | 4,225,896 | 175,700 |
| 196,426,486 | 258,392,316 | 156,606,025 | - | 82,427,843 | 19,358,448 | 26,184,013 | 568,300 | 33,890,117 | 70,200 | 1,882,404 | 56,600 |
| 104,277,029 | 145,174,739 | 89,682,906 | - | 47,371,564 | 8,120,269 | 13,363,090 | 236,850 | 26,243,395 | 44,800 | 1,287,655 | 32,800 |
| 39,072,397 | 57,025,490 | 34,487,208 | - | 19,415,328 | 3,122,954 | 5,544,296 | 88,250 | 11,950,110 | 19,700 | 457,392 | 12,400 |
| 11,539,723 | 17,760,866 | 11,134,517 | - | 5,829,363 | 796,986 | 1,592,134 | 22,500 | 4,483,736 | 7,250 | 144,931 | 2,800 |
| 4,560,073 | 7,881,881 | 5,200,487 | - | 2,392,641 | 288,753 | 624,055 | 7,650 | 2,669,897 | 4,500 | 27,777 | 800 |
| 1,709,947 | 3,590,140 | 2,356,108 | - | 1,145,139 | 88,893 | 264,031 | 2,700 | 1,591,468 | 1,700 | 24,635 | 400 |

第5表－1－1 世帯人員別、固定資産税の有無別、

| 固定資産 税額の 有無及び 世帯人数 (被保険 者数) | 後期高齢者支援金分 | | | | | | | | | | |
|--|-------------------|-------------|-------------|------------|-------------|------------|-------------------|--------------------|----------------------|-------------|-----------|
| | 保険料 (税) 調定額 | 保険料(税)算定額 | | | | | 保険料 (税) 軽減額 | 賦課限度 額を 超える額 | 賦課限度 額を超え る世帯数 | 減免等に よる額 | 減免 世帯数 |
| | | 計 | 所得割額 | 資産割額 | 均等割額 | 平等割額 | | | | | |
| | 千円 | 千円 | 千円 | 千円 | 千円 | 千円 | 千円 | 千円 | | 千円 | |
| 総数 | | | | | | | | | | | |
| 合計 | 619,576,098 | 784,465,365 | 439,850,307 | 10,653,509 | 241,951,038 | 92,010,514 | 94,589,041 | 65,346,349 | 350,250 | 4,793,775 | 570,950 |
| 1人 | 224,671,476 | 288,980,788 | 143,417,910 | 3,027,679 | 91,142,956 | 51,392,254 | 48,676,339 | 13,427,162 | 66,400 | 2,121,567 | 310,350 |
| 2人 | 248,669,534 | 302,119,416 | 178,830,999 | 5,420,981 | 88,522,734 | 29,344,703 | 28,658,239 | 23,306,484 | 123,000 | 1,429,535 | 162,400 |
| 3人 | 79,370,115 | 101,141,778 | 60,682,814 | 1,198,407 | 32,383,508 | 6,877,043 | 9,644,110 | 11,481,848 | 70,550 | 632,926 | 52,700 |
| 4人 | 41,135,315 | 55,402,699 | 34,146,438 | 534,735 | 17,904,272 | 2,817,254 | 4,698,889 | 9,169,594 | 45,300 | 393,979 | 29,850 |
| 5人 | 16,660,616 | 23,209,285 | 14,112,254 | 233,513 | 7,752,464 | 1,111,055 | 1,993,970 | 4,402,928 | 24,050 | 149,952 | 11,700 |
| 6人 | 5,779,755 | 8,199,599 | 5,140,435 | 136,491 | 2,605,829 | 316,844 | 577,515 | 1,794,066 | 11,450 | 47,779 | 2,750 |
| 7人 | 2,481,648 | 3,999,388 | 2,630,582 | 84,086 | 1,165,787 | 118,934 | 239,158 | 1,268,907 | 7,000 | 9,493 | 800 |
| 8人以上 | 807,638 | 1,412,410 | 888,876 | 17,617 | 473,488 | 32,429 | 100,822 | 495,358 | 2,500 | 8,544 | 400 |
| 固定資産税額の ある世帯 | | | | | | | | | | | |
| 合計 | 116,749,289 | 140,315,771 | 78,479,159 | 10,653,503 | 36,736,754 | 14,446,357 | 12,207,131 | 11,171,020 | 77,850 | 149,595 | 13,600 |
| 1人 | 26,049,532 | 32,076,806 | 15,839,315 | 3,027,676 | 7,810,027 | 5,399,788 | 4,483,905 | 1,450,847 | 8,050 | 77,406 | 8,050 |
| 2人 | 59,038,051 | 68,413,631 | 37,795,131 | 5,420,978 | 18,356,115 | 6,841,407 | 5,646,683 | 3,662,562 | 28,600 | 47,829 | 4,500 |
| 3人 | 16,773,206 | 20,246,965 | 12,241,680 | 1,198,407 | 5,456,236 | 1,350,642 | 1,303,326 | 2,149,953 | 15,550 | 17,095 | 800 |
| 4人 | 7,781,090 | 10,029,442 | 6,440,192 | 534,735 | 2,567,539 | 486,976 | 446,896 | 1,795,223 | 10,400 | 5,150 | 100 |
| 5人 | 3,946,684 | 5,108,455 | 3,245,643 | 233,513 | 1,409,306 | 219,993 | 220,326 | 939,843 | 7,000 | 1,180 | 100 |
| 6人 | 1,992,697 | 2,569,611 | 1,651,168 | 136,491 | 688,050 | 93,902 | 64,757 | 511,066 | 4,650 | 935 | 50 |
| 7人 | 938,796 | 1,561,088 | 1,078,573 | 84,086 | 355,635 | 42,794 | 30,773 | 591,457 | 2,800 | - | - |
| 8人以上 | 229,234 | 309,774 | 187,457 | 17,617 | 93,845 | 10,855 | 10,466 | 70,071 | 800 | - | - |
| 固定資産税額の ない世帯 | | | | | | | | | | | |
| 合計 | 502,826,808 | 644,149,594 | 361,371,148 | 6 | 205,214,285 | 77,564,157 | 82,381,910 | 54,175,329 | 272,400 | 4,644,180 | 557,350 |
| 1人 | 198,621,944 | 256,903,983 | 127,578,595 | 3 | 83,332,929 | 45,992,465 | 44,192,434 | 11,976,316 | 58,350 | 2,044,161 | 302,300 |
| 2人 | 189,631,483 | 233,705,785 | 141,035,868 | 3 | 70,166,619 | 22,503,296 | 23,011,556 | 19,643,923 | 94,400 | 1,381,706 | 157,900 |
| 3人 | 62,596,909 | 80,894,813 | 48,441,134 | - | 26,927,272 | 5,526,400 | 8,340,784 | 9,331,895 | 55,000 | 615,831 | 51,900 |
| 4人 | 33,354,226 | 45,373,257 | 27,706,246 | 0 | 15,336,733 | 2,330,277 | 4,251,993 | 7,374,372 | 34,900 | 388,829 | 29,750 |
| 5人 | 12,713,932 | 18,100,830 | 10,866,611 | - | 6,343,157 | 891,062 | 1,773,645 | 3,463,085 | 17,050 | 148,772 | 11,600 |
| 6人 | 3,787,058 | 5,629,988 | 3,489,267 | - | 1,917,779 | 222,942 | 512,758 | 1,283,000 | 6,800 | 46,844 | 2,700 |
| 7人 | 1,542,852 | 2,438,301 | 1,552,009 | - | 810,152 | 76,140 | 208,385 | 677,450 | 4,200 | 9,493 | 800 |
| 8人以上 | 578,404 | 1,102,637 | 701,419 | - | 379,643 | 21,574 | 90,356 | 425,288 | 1,700 | 8,544 | 400 |

保険料（税）算定状況・賦課状況 ー全世界帯ー（続き）

| 介護納付金分 | | | | | | | | | | |
|---------------|-------------|-------------|-----------|-------------|------------|---------------|--------------------|----------------------|-------------|-----------|
| 保険料（税） 調定額 | 保険料（税）算定額 | | | | | 保険料（税） 軽減額 | 賦課限度 額を 超える額 | 賦課限度 額を超え る世帯数 | 減免等によ る額 | 減免 世帯数 |
| | 計 | 所得割額 | 資産割額 | 均等割額 | 平等割額 | | | | | |
| 千円 | 千円 | 千円 | 千円 | 千円 | 千円 | 千円 | 千円 | | 千円 | |
| 232,507,370 | 297,086,499 | 161,981,104 | 2,875,005 | 100,685,963 | 31,544,427 | 35,151,723 | 27,736,665 | 177,150 | 1,627,420 | 202,900 |
| 90,506,940 | 115,509,881 | 56,167,046 | 996,596 | 42,917,099 | 15,429,140 | 18,795,125 | 5,632,696 | 34,800 | 544,451 | 80,150 |
| 71,023,119 | 88,158,472 | 44,457,066 | 1,025,958 | 32,855,533 | 9,819,915 | 9,926,632 | 6,726,695 | 47,800 | 462,193 | 61,400 |
| 36,505,681 | 46,618,451 | 28,194,282 | 397,790 | 14,207,617 | 3,818,763 | 3,921,683 | 5,892,318 | 41,550 | 291,286 | 33,500 |
| 21,809,598 | 29,187,066 | 20,268,526 | 252,216 | 7,066,377 | 1,599,947 | 1,678,984 | 5,466,551 | 31,400 | 228,610 | 18,050 |
| 8,356,881 | 11,749,626 | 8,566,469 | 119,685 | 2,463,806 | 599,664 | 591,985 | 2,729,584 | 13,850 | 69,833 | 6,950 |
| 2,803,872 | 3,830,049 | 2,824,514 | 50,805 | 760,858 | 193,872 | 168,961 | 827,428 | 4,450 | 29,384 | 2,100 |
| 1,143,239 | 1,579,452 | 1,180,676 | 26,115 | 308,094 | 64,566 | 50,526 | 383,843 | 2,650 | 1,664 | 750 |
| 358,040 | 453,503 | 322,524 | 5,840 | 106,579 | 18,560 | 17,827 | 77,551 | 650 | - | - |
| 40,986,530 | 49,174,032 | 27,012,846 | 2,868,961 | 13,793,205 | 5,499,020 | 4,033,225 | 4,092,877 | 35,200 | 46,461 | 3,250 |
| 9,891,538 | 12,239,910 | 6,313,217 | 995,016 | 3,260,793 | 1,670,884 | 1,485,086 | 830,984 | 4,650 | 26,997 | 1,100 |
| 15,562,160 | 18,138,554 | 8,673,952 | 1,025,958 | 6,092,593 | 2,346,051 | 1,638,438 | 923,823 | 10,100 | 8,278 | 1,800 |
| 7,613,147 | 9,168,127 | 5,407,464 | 397,790 | 2,489,271 | 873,602 | 596,706 | 948,107 | 8,150 | 7,945 | 300 |
| 4,366,009 | 5,307,392 | 3,578,785 | 252,216 | 1,123,104 | 353,288 | 200,609 | 736,632 | 6,200 | 3,240 | 50 |
| 2,172,543 | 2,638,007 | 1,878,097 | 119,685 | 490,966 | 149,258 | 76,412 | 388,629 | 3,800 | - | - |
| 897,005 | 1,020,416 | 696,665 | 46,341 | 208,328 | 69,083 | 19,978 | 103,279 | 1,250 | - | - |
| 390,855 | 543,685 | 384,924 | 26,115 | 103,241 | 29,405 | 12,292 | 140,475 | 900 | - | - |
| 93,274 | 117,941 | 79,740 | 5,840 | 24,910 | 7,450 | 3,705 | 20,949 | 150 | - | - |
| 191,520,840 | 247,912,467 | 134,968,258 | 6,044 | 86,892,757 | 26,045,407 | 31,118,498 | 23,643,788 | 141,950 | 1,580,960 | 199,650 |
| 80,615,402 | 103,269,970 | 49,853,829 | 1,580 | 39,656,306 | 13,758,256 | 17,310,039 | 4,801,712 | 30,150 | 517,453 | 79,050 |
| 55,460,959 | 70,019,918 | 35,783,114 | - | 26,762,940 | 7,473,864 | 8,288,194 | 5,802,872 | 37,700 | 453,915 | 59,600 |
| 28,892,534 | 37,450,325 | 22,786,818 | - | 11,718,346 | 2,945,162 | 3,324,977 | 4,944,211 | 33,400 | 283,341 | 33,200 |
| 17,443,589 | 23,879,674 | 16,689,741 | - | 5,943,273 | 1,246,660 | 1,478,375 | 4,729,919 | 25,200 | 225,370 | 18,000 |
| 6,184,338 | 9,111,619 | 6,688,372 | - | 1,972,840 | 450,407 | 515,573 | 2,340,955 | 10,050 | 69,833 | 6,950 |
| 1,906,867 | 2,809,632 | 2,127,849 | 4,464 | 552,530 | 124,789 | 148,983 | 724,148 | 3,200 | 29,384 | 2,100 |
| 752,384 | 1,035,767 | 795,752 | - | 204,853 | 35,161 | 38,234 | 243,368 | 1,750 | 1,664 | 750 |
| 264,766 | 335,563 | 242,784 | - | 81,669 | 11,110 | 14,122 | 56,602 | 500 | - | - |

第5表-1-2 世帯人員別、固定資産税の有無別、

| 固定資産税額の有無及び世帯人数(被保険者数) | 世帯数 | 所得のある世帯数 | 所得のない世帯数 | 所得総額 | 旧ただし書方式による課税標準額 | 固定資産税額 | 保険料(税) 賦課経過措置適用世帯数 | | | | | | | |
|------------------------|-----------|-----------|----------|---------------|-----------------|------------|--------------------|---------|------------|--------------------|-----------------------|-------------------|-----|--|
| | | | | | | | 旧国保被保険者合算軽減のみ | 平等割半額のみ | 平等割1/4軽減のみ | 旧国保被保険者合算軽減かつ平等割半額 | 旧国保被保険者合算軽減かつ平等割1/4軽減 | 被扶養者であった者に対する緩和措置 | その他 | |
| 総数 | | | | 千円 | 千円 | 千円 | | | | | | | | |
| 合計 | 2,052,650 | 1,746,750 | 278,000 | 1,955,614,131 | 1,282,716,804 | 24,787,133 | 152,600 | 14,800 | 350 | 229,200 | 27,900 | 2,900 | - | |
| 1人 | 819,800 | 565,250 | 252,900 | 416,662,657 | 237,331,016 | 4,889,549 | 76,800 | 14,500 | 350 | 228,700 | 27,650 | 2,500 | - | |
| 2人 | 907,600 | 873,650 | 22,600 | 1,024,355,244 | 679,654,984 | 14,881,646 | 54,650 | 300 | - | 500 | 250 | 300 | - | |
| 3人 | 191,900 | 181,700 | 1,950 | 271,229,361 | 187,118,679 | 2,960,687 | 11,850 | - | - | - | - | 100 | - | |
| 4人 | 81,400 | 77,500 | 350 | 136,921,349 | 98,610,092 | 1,128,680 | 5,100 | - | - | - | - | - | - | |
| 5人 | 36,700 | 34,650 | 150 | 72,286,575 | 54,674,508 | 525,602 | 3,250 | - | - | - | - | - | - | |
| 6人 | 10,500 | 9,500 | 50 | 22,039,476 | 16,556,905 | 244,279 | 700 | - | - | - | - | - | - | |
| 7人 | 3,650 | 3,400 | - | 9,133,907 | 6,534,944 | 85,247 | 250 | - | - | - | - | - | - | |
| 8人以上 | 1,100 | 1,100 | - | 2,985,563 | 2,235,676 | 71,443 | - | - | - | - | - | - | - | |
| 固定資産税額のある世帯 | | | | | | | | | | | | | | |
| 合計 | 347,800 | 333,000 | 11,950 | 389,089,357 | 255,013,319 | 24,787,133 | 18,800 | 1,550 | 50 | 16,700 | 2,500 | 400 | - | |
| 1人 | 87,750 | 77,100 | 10,650 | 61,014,599 | 36,182,222 | 4,889,549 | 4,200 | 1,450 | 50 | 16,600 | 2,500 | 300 | - | |
| 2人 | 205,150 | 203,600 | 900 | 240,633,541 | 158,272,019 | 14,881,646 | 9,650 | 100 | - | 100 | - | - | - | |
| 3人 | 34,250 | 32,900 | 350 | 49,799,852 | 33,580,965 | 2,960,687 | 2,450 | - | - | - | - | 100 | - | |
| 4人 | 11,400 | 11,050 | - | 19,351,872 | 13,703,251 | 1,128,680 | 1,650 | - | - | - | - | - | - | |
| 5人 | 5,600 | 5,200 | - | 10,677,531 | 7,906,675 | 525,602 | 550 | - | - | - | - | - | - | |
| 6人 | 2,600 | 2,150 | 50 | 5,232,178 | 3,868,364 | 244,279 | 250 | - | - | - | - | - | - | |
| 7人 | 700 | 650 | - | 1,458,794 | 837,138 | 85,247 | 50 | - | - | - | - | - | - | |
| 8人以上 | 350 | 350 | - | 920,990 | 662,687 | 71,443 | - | - | - | - | - | - | - | |
| 固定資産税額のない世帯 | | | | | | | | | | | | | | |
| 合計 | 1,704,850 | 1,413,750 | 266,050 | 1,566,524,774 | 1,027,703,484 | - | 133,800 | 13,250 | 300 | 212,500 | 25,400 | 2,500 | - | |
| 1人 | 732,050 | 488,150 | 242,250 | 355,648,059 | 201,148,794 | - | 72,600 | 13,050 | 300 | 212,100 | 25,150 | 2,200 | - | |
| 2人 | 702,450 | 670,050 | 21,700 | 783,721,702 | 521,382,965 | - | 45,000 | 200 | - | 400 | 250 | 300 | - | |
| 3人 | 157,650 | 148,800 | 1,600 | 221,429,509 | 153,537,715 | - | 9,400 | - | - | - | - | - | - | |
| 4人 | 70,000 | 66,450 | 350 | 117,569,477 | 84,906,840 | - | 3,450 | - | - | - | - | - | - | |
| 5人 | 31,100 | 29,450 | 150 | 61,609,044 | 46,767,833 | - | 2,700 | - | - | - | - | - | - | |
| 6人 | 7,900 | 7,350 | - | 16,807,298 | 12,688,541 | - | 450 | - | - | - | - | - | - | |
| 7人 | 2,950 | 2,750 | - | 7,675,113 | 5,697,806 | - | 200 | - | - | - | - | - | - | |
| 8人以上 | 750 | 750 | - | 2,064,573 | 1,572,989 | - | - | - | - | - | - | - | - | |

保険料（税）算定状況・賦課状況 ー 全世界帯ー

（再掲） 2割軽減世帯

| 医療給付費分 | | | | | | | | | | | |
|-------------------|-------------|------------|-----------|------------|------------|-------------------|-----------|--------------------|----------------------|-------------|-----------|
| 保険料 （税） 調定額 | 保険料（税）算定額 | | | | | 保険料 （税） 軽減額 | 軽減 世帯数 | 賦課限度 額を 超える額 | 賦課限度 額を超え る世帯数 | 減免等によ る額 | 減免 世帯数 |
| | 計 | 所得割額 | 資産割額 | 均等割額 | 平等割額 | | | | | | |
| 千円 | 千円 | 千円 | 千円 | 千円 | 千円 | 千円 | | 千円 | | 千円 | |
| 205,047,123 | 232,990,805 | 97,054,996 | 5,149,334 | 94,081,315 | 36,705,160 | 26,159,654 | 2,052,650 | 24,514 | 150 | 1,738,453 | 96,150 |
| 44,798,924 | 51,746,399 | 17,718,146 | 990,141 | 20,647,654 | 12,390,458 | 6,608,271 | 819,800 | - | - | 331,998 | 31,750 |
| 103,382,779 | 116,573,173 | 50,967,101 | 3,120,514 | 44,397,787 | 18,087,771 | 12,498,312 | 907,600 | 20,728 | 100 | 661,054 | 40,750 |
| 28,978,527 | 32,866,563 | 14,388,201 | 609,627 | 14,235,982 | 3,632,752 | 3,574,009 | 191,900 | - | - | 311,962 | 11,700 |
| 15,196,207 | 17,385,119 | 7,616,232 | 212,904 | 8,018,349 | 1,537,634 | 1,911,280 | 81,400 | - | - | 276,791 | 8,300 |
| 8,440,924 | 9,610,132 | 4,301,411 | 110,057 | 4,443,436 | 755,228 | 1,039,818 | 36,700 | - | - | 128,952 | 3,000 |
| 2,774,307 | 3,144,754 | 1,356,539 | 57,680 | 1,529,972 | 200,564 | 346,187 | 10,500 | - | - | 24,110 | 450 |
| 1,095,272 | 1,231,698 | 544,338 | 23,417 | 585,476 | 78,467 | 132,787 | 3,650 | - | - | 3,587 | 200 |
| 380,182 | 432,968 | 163,028 | 24,995 | 222,660 | 22,285 | 48,989 | 1,100 | 3,786 | 50 | - | - |
| 40,966,874 | 45,656,148 | 17,445,580 | 5,149,334 | 15,648,057 | 7,413,177 | 4,612,469 | 347,800 | 24,514 | 150 | 46,923 | 2,100 |
| 6,385,038 | 7,127,636 | 2,449,028 | 990,141 | 1,983,867 | 1,704,601 | 737,721 | 87,750 | - | - | 3,533 | 400 |
| 24,747,999 | 27,552,704 | 10,695,056 | 3,120,514 | 9,232,358 | 4,504,777 | 2,747,589 | 205,150 | 20,728 | 100 | 33,150 | 1,400 |
| 5,396,518 | 6,007,214 | 2,362,006 | 609,627 | 2,283,902 | 751,679 | 607,148 | 34,250 | - | - | 3,070 | 100 |
| 2,161,650 | 2,412,145 | 947,560 | 212,904 | 1,008,016 | 243,666 | 250,336 | 11,400 | - | - | - | - |
| 1,279,614 | 1,434,011 | 569,229 | 110,057 | 628,850 | 125,875 | 150,945 | 5,600 | - | - | 3,360 | 100 |
| 697,257 | 782,116 | 319,397 | 57,680 | 345,480 | 59,560 | 81,008 | 2,600 | - | - | 3,810 | 100 |
| 180,162 | 203,420 | 63,784 | 23,417 | 101,185 | 15,035 | 23,244 | 700 | - | - | - | - |
| 118,638 | 136,901 | 39,521 | 24,995 | 64,400 | 7,985 | 14,477 | 350 | 3,786 | 50 | - | - |
| 164,080,249 | 187,334,657 | 79,609,416 | - | 78,433,258 | 29,291,983 | 21,547,185 | 1,704,850 | - | - | 1,691,530 | 94,050 |
| 38,413,887 | 44,618,763 | 15,269,118 | - | 18,663,787 | 10,685,858 | 5,870,550 | 732,050 | - | - | 328,464 | 31,350 |
| 78,634,781 | 89,020,468 | 40,272,045 | - | 35,165,429 | 13,582,994 | 9,750,723 | 702,450 | - | - | 627,904 | 39,350 |
| 23,582,008 | 26,859,349 | 12,026,195 | - | 11,952,080 | 2,881,074 | 2,966,861 | 157,650 | - | - | 308,892 | 11,600 |
| 13,034,558 | 14,972,974 | 6,668,672 | - | 7,010,333 | 1,293,968 | 1,660,943 | 70,000 | - | - | 276,791 | 8,300 |
| 7,161,311 | 8,176,120 | 3,732,182 | - | 3,814,586 | 629,353 | 888,873 | 31,100 | - | - | 125,592 | 2,900 |
| 2,077,051 | 2,362,638 | 1,037,142 | - | 1,184,492 | 141,004 | 265,179 | 7,900 | - | - | 20,300 | 350 |
| 915,111 | 1,028,278 | 480,554 | - | 484,291 | 63,432 | 109,543 | 2,950 | - | - | 3,587 | 200 |
| 261,544 | 296,067 | 123,507 | - | 158,260 | 14,300 | 34,512 | 750 | - | - | - | - |

第5表－1－2 世帯人員別、固定資産税の有無別、

| 固定資産 税額の 有無及び 世帯人数 (被保険 者数) | 後期高齢者支援金分 | | | | | | | | | | |
|--|-------------------|------------|------------|-----------|------------|------------|-------------------|--------------------|----------------------|-------------|-----------|
| | 保険料 (税) 調定額 | 保険料(税)算定額 | | | | | 保険料 (税) 軽減額 | 賦課限度 額を 超える額 | 賦課限度 額を超え る世帯数 | 減免等に よる額 | 減免 世帯数 |
| | | 計 | 所得割額 | 資産割額 | 均等割額 | 平等割額 | | | | | |
| 総数 | 千円 | 千円 | 千円 | 千円 | 千円 | 千円 | 千円 | 千円 | 千円 | 千円 | 千円 |
| 合計 | 63,859,866 | 72,701,143 | 30,235,480 | 1,222,110 | 30,869,399 | 10,374,147 | 8,250,838 | 7,241 | 200 | 561,976 | 90,850 |
| 1人 | 13,777,517 | 15,942,099 | 5,476,362 | 228,727 | 6,741,021 | 3,495,990 | 2,047,967 | - | - | 109,425 | 29,950 |
| 2人 | 32,240,118 | 36,405,157 | 15,968,010 | 747,195 | 14,547,322 | 5,142,630 | 3,939,157 | 6,456 | 100 | 209,017 | 37,950 |
| 3人 | 9,097,517 | 10,345,795 | 4,465,423 | 144,132 | 4,717,638 | 1,018,596 | 1,147,507 | - | - | 98,785 | 11,300 |
| 4人 | 4,786,897 | 5,498,185 | 2,359,972 | 48,103 | 2,666,698 | 423,413 | 618,079 | - | - | 92,284 | 8,050 |
| 5人 | 2,631,379 | 3,003,299 | 1,332,475 | 27,192 | 1,434,503 | 209,130 | 328,807 | - | - | 42,604 | 3,000 |
| 6人 | 863,377 | 983,139 | 412,239 | 17,143 | 498,799 | 54,958 | 110,754 | - | - | 8,855 | 400 |
| 7人 | 341,920 | 385,390 | 167,382 | 5,885 | 189,580 | 22,544 | 42,422 | - | - | 1,005 | 200 |
| 8人以上 | 121,141 | 138,079 | 53,618 | 3,734 | 73,840 | 6,888 | 16,146 | 785 | 100 | - | - |
| 固定資産税額の ある世帯 | | | | | | | | | | | |
| 合計 | 12,397,763 | 13,861,548 | 5,460,499 | 1,222,110 | 5,229,153 | 1,949,786 | 1,436,283 | 6,456 | 100 | 15,733 | 2,050 |
| 1人 | 1,874,553 | 2,098,471 | 762,192 | 228,727 | 656,475 | 451,078 | 221,576 | - | - | 1,123 | 400 |
| 2人 | 7,507,933 | 8,382,683 | 3,369,248 | 747,195 | 3,082,887 | 1,183,353 | 853,594 | 6,456 | 100 | 11,365 | 1,400 |
| 3人 | 1,647,647 | 1,843,213 | 729,618 | 144,132 | 771,660 | 197,803 | 193,976 | - | - | 1,130 | 100 |
| 4人 | 674,901 | 757,702 | 296,351 | 48,103 | 348,436 | 64,813 | 82,650 | - | - | - | - |
| 5人 | 386,827 | 434,949 | 173,478 | 27,192 | 203,600 | 30,680 | 46,856 | - | - | 1,180 | 100 |
| 6人 | 213,000 | 239,054 | 96,552 | 17,143 | 109,500 | 15,859 | 25,072 | - | - | 935 | 50 |
| 7人 | 56,300 | 64,084 | 19,350 | 5,885 | 35,035 | 3,815 | 7,770 | - | - | - | - |
| 8人以上 | 36,602 | 41,391 | 13,712 | 3,734 | 21,560 | 2,385 | 4,789 | - | - | - | - |
| 固定資産税額の ない世帯 | | | | | | | | | | | |
| 合計 | 51,462,103 | 58,839,595 | 24,774,980 | - | 25,640,246 | 8,424,361 | 6,814,556 | 785 | 100 | 546,243 | 88,800 |
| 1人 | 11,902,963 | 13,843,628 | 4,714,170 | - | 6,084,546 | 3,044,912 | 1,826,391 | - | - | 108,303 | 29,550 |
| 2人 | 24,732,185 | 28,022,474 | 12,598,762 | - | 11,464,435 | 3,959,277 | 3,085,563 | - | - | 197,652 | 36,550 |
| 3人 | 7,449,870 | 8,502,582 | 3,735,805 | - | 3,945,978 | 820,792 | 953,532 | - | - | 97,655 | 11,200 |
| 4人 | 4,111,996 | 4,740,483 | 2,063,621 | - | 2,318,262 | 358,600 | 535,429 | - | - | 92,284 | 8,050 |
| 5人 | 2,244,552 | 2,568,350 | 1,158,997 | - | 1,230,903 | 178,450 | 281,951 | - | - | 41,424 | 2,900 |
| 6人 | 650,377 | 744,084 | 315,687 | - | 389,299 | 39,099 | 85,682 | - | - | 7,920 | 350 |
| 7人 | 285,620 | 321,306 | 148,033 | - | 154,545 | 18,729 | 34,652 | - | - | 1,005 | 200 |
| 8人以上 | 84,539 | 96,688 | 39,906 | - | 52,280 | 4,503 | 11,357 | 785 | 100 | - | - |

保険料（税）算定状況・賦課状況 ー全世界帯ー（続き）

（再掲） 2割軽減世帯

| 介護納付金分 | | | | | | | | | | |
|---------------|------------|-----------|---------|------------|-----------|---------------|--------------------|----------------------|---------|-----------|
| 保険料（税） 調定額 | 保険料（税）算定額 | | | | | 保険料（税） 軽減額 | 賦課限度 額を 超える額 | 賦課限度 額を超え る世帯数 | 減免等による額 | 減免 世帯数 |
| | 計 | 所得割額 | 資産割額 | 均等割額 | 平等割額 | | | | | |
| 千円 | 千円 | 千円 | 千円 | 千円 | 千円 | 千円 | 千円 | | 千円 | |
| 18,564,115 | 21,516,465 | 7,652,223 | 216,994 | 10,331,585 | 3,315,663 | 2,729,927 | - | - | 214,506 | 34,550 |
| 4,304,946 | 5,018,419 | 1,583,024 | 59,952 | 2,428,222 | 947,221 | 675,210 | - | - | 35,882 | 7,950 |
| 6,830,429 | 8,028,228 | 2,269,962 | 82,007 | 4,262,953 | 1,413,306 | 1,135,459 | - | - | 59,157 | 12,200 |
| 3,604,577 | 4,160,248 | 1,581,040 | 31,270 | 1,983,742 | 564,197 | 509,689 | - | - | 44,628 | 7,200 |
| 2,176,336 | 2,481,438 | 1,191,496 | 19,986 | 1,031,581 | 238,375 | 254,020 | - | - | 50,497 | 4,950 |
| 1,102,033 | 1,225,147 | 695,020 | 15,798 | 409,006 | 105,323 | 102,885 | - | - | 19,945 | 1,700 |
| 360,983 | 399,936 | 220,078 | 5,248 | 143,056 | 31,554 | 34,923 | - | - | 3,945 | 350 |
| 140,737 | 155,009 | 84,205 | 1,891 | 57,430 | 11,483 | 13,782 | - | - | 451 | 200 |
| 44,074 | 48,039 | 27,397 | 841 | 15,595 | 4,205 | 3,960 | - | - | - | - |
| 2,937,886 | 3,369,465 | 1,016,800 | 216,994 | 1,517,573 | 618,098 | 427,183 | - | - | 2,710 | 350 |
| 489,433 | 553,970 | 173,191 | 59,952 | 204,903 | 115,924 | 64,173 | - | - | - | - |
| 1,288,027 | 1,506,174 | 351,186 | 82,007 | 768,067 | 304,915 | 214,623 | - | - | 2,710 | 350 |
| 543,551 | 625,181 | 187,374 | 31,270 | 290,037 | 116,501 | 81,321 | - | - | - | - |
| 310,965 | 347,530 | 145,239 | 19,986 | 139,110 | 43,195 | 36,461 | - | - | - | - |
| 189,846 | 208,374 | 100,261 | 15,798 | 69,875 | 22,440 | 18,463 | - | - | - | - |
| 84,189 | 92,701 | 45,002 | 5,248 | 32,122 | 10,329 | 8,490 | - | - | - | - |
| 24,794 | 27,719 | 11,258 | 1,891 | 11,210 | 3,360 | 2,914 | - | - | - | - |
| 7,079 | 7,816 | 3,290 | 841 | 2,250 | 1,435 | 737 | - | - | - | - |
| 15,626,229 | 18,146,999 | 6,635,422 | - | 8,814,012 | 2,697,565 | 2,302,743 | - | - | 211,796 | 34,200 |
| 3,815,513 | 4,464,450 | 1,409,833 | - | 2,223,319 | 831,298 | 611,036 | - | - | 35,882 | 7,950 |
| 5,542,402 | 6,522,054 | 1,918,777 | - | 3,494,886 | 1,108,391 | 920,835 | - | - | 56,447 | 11,850 |
| 3,061,025 | 3,535,067 | 1,393,666 | - | 1,693,705 | 447,696 | 428,368 | - | - | 44,628 | 7,200 |
| 1,865,371 | 2,133,908 | 1,046,257 | - | 892,471 | 195,180 | 217,559 | - | - | 50,497 | 4,950 |
| 912,187 | 1,016,773 | 594,759 | - | 339,131 | 82,883 | 84,422 | - | - | 19,945 | 1,700 |
| 276,794 | 307,235 | 175,076 | - | 110,934 | 21,225 | 26,433 | - | - | 3,945 | 350 |
| 115,943 | 127,291 | 72,947 | - | 46,220 | 8,123 | 10,868 | - | - | 451 | 200 |
| 36,994 | 40,222 | 24,107 | - | 13,345 | 2,770 | 3,223 | - | - | - | - |

第5表-1-3 世帯人員別、固定資産税の有無別、

| 固定資産税額の有無及び世帯人数(被保険者数) | 世帯数 | 所得のある世帯数 | 所得のない世帯数 | 所得総額 | 旧ただし書方式による課税標準額 | 固定資産税額 | 保険料(税) 賦課経過措置適用世帯数 | | | | | | | |
|------------------------|-----------|-----------|----------|---------------|-----------------|------------|--------------------|---------|------------|--------------------|-----------------------|-------------------|-----|--|
| | | | | | | | 旧国保被保険者合算軽減のみ | 平等割半額のみ | 平等割1/4軽減のみ | 旧国保被保険者合算軽減かつ平等割半額 | 旧国保被保険者合算軽減かつ平等割1/4軽減 | 被扶養者であった者に対する緩和措置 | その他 | |
| 総数 | | | | 千円 | 千円 | 千円 | | | | | | | | |
| 合計 | 2,466,850 | 2,132,300 | 300,500 | 1,399,320,862 | 648,022,357 | 27,528,509 | 170,700 | 20,050 | 1,700 | 248,400 | 35,950 | 100 | - | |
| 1人 | 1,087,150 | 824,200 | 261,300 | 409,072,959 | 147,038,072 | 6,507,279 | 77,950 | 19,950 | 1,700 | 247,500 | 35,900 | 100 | - | |
| 2人 | 966,050 | 921,300 | 32,950 | 657,043,765 | 320,865,680 | 16,387,380 | 72,950 | 100 | - | 900 | 50 | - | - | |
| 3人 | 249,100 | 232,750 | 3,850 | 183,473,449 | 94,270,112 | 3,048,116 | 11,000 | - | - | - | - | - | - | |
| 4人 | 106,350 | 99,050 | 1,250 | 90,240,016 | 50,270,135 | 931,991 | 4,750 | - | - | - | - | - | - | |
| 5人 | 41,750 | 39,350 | 1,050 | 40,130,091 | 23,583,993 | 396,728 | 2,450 | - | - | - | - | - | - | |
| 6人 | 11,800 | 11,200 | 50 | 12,925,797 | 7,819,308 | 154,731 | 1,050 | - | - | - | - | - | - | |
| 7人 | 3,300 | 3,100 | 50 | 4,854,923 | 3,125,505 | 94,855 | 450 | - | - | - | - | - | - | |
| 8人以上 | 1,350 | 1,350 | - | 1,579,862 | 1,049,552 | 7,430 | 100 | - | - | - | - | - | - | |
| 固定資産税額のある世帯 | | | | | | | | | | | | | | |
| 合計 | 419,050 | 398,400 | 17,750 | 278,946,284 | 133,475,295 | 27,528,509 | 26,450 | 1,450 | 150 | 21,450 | 3,850 | 50 | - | |
| 1人 | 121,350 | 107,300 | 14,050 | 57,831,165 | 23,167,909 | 6,507,279 | 7,350 | 1,400 | 150 | 21,350 | 3,850 | 50 | - | |
| 2人 | 235,450 | 230,900 | 3,200 | 166,797,616 | 81,169,922 | 16,387,380 | 14,350 | 50 | - | 100 | - | - | - | |
| 3人 | 42,450 | 41,050 | 200 | 34,885,282 | 18,192,566 | 3,048,116 | 2,950 | - | - | - | - | - | - | |
| 4人 | 11,900 | 11,500 | 250 | 11,265,292 | 6,501,771 | 931,991 | 950 | - | - | - | - | - | - | |
| 5人 | 5,650 | 5,450 | 50 | 5,495,951 | 2,949,282 | 396,728 | 800 | - | - | - | - | - | - | |
| 6人 | 1,350 | 1,300 | - | 1,356,024 | 736,778 | 154,731 | 50 | - | - | - | - | - | - | |
| 7人 | 800 | 800 | - | 1,269,955 | 745,068 | 94,855 | - | - | - | - | - | - | - | |
| 8人以上 | 100 | 100 | - | 45,000 | 12,000 | 7,430 | - | - | - | - | - | - | - | |
| 固定資産税額のない世帯 | | | | | | | | | | | | | | |
| 合計 | 2,047,800 | 1,733,900 | 282,750 | 1,120,374,578 | 514,547,063 | - | 144,250 | 18,600 | 1,550 | 226,950 | 32,100 | 50 | - | |
| 1人 | 965,800 | 716,900 | 247,250 | 351,241,794 | 123,870,163 | - | 70,600 | 18,550 | 1,550 | 226,150 | 32,050 | 50 | - | |
| 2人 | 730,600 | 690,400 | 29,750 | 490,246,149 | 239,695,759 | - | 58,600 | 50 | - | 800 | 50 | - | - | |
| 3人 | 206,650 | 191,700 | 3,650 | 148,588,167 | 76,077,546 | - | 8,050 | - | - | - | - | - | - | |
| 4人 | 94,450 | 87,550 | 1,000 | 78,974,725 | 43,768,365 | - | 3,800 | - | - | - | - | - | - | |
| 5人 | 36,100 | 33,900 | 1,000 | 34,634,140 | 20,634,712 | - | 1,650 | - | - | - | - | - | - | |
| 6人 | 10,450 | 9,900 | 50 | 11,569,773 | 7,082,530 | - | 1,000 | - | - | - | - | - | - | |
| 7人 | 2,500 | 2,300 | 50 | 3,584,969 | 2,380,437 | - | 450 | - | - | - | - | - | - | |
| 8人以上 | 1,250 | 1,250 | - | 1,534,862 | 1,037,552 | - | 100 | - | - | - | - | - | - | |

保険料（税）算定状況・賦課状況 ー全世界帯ー

（再掲） 5割軽減世帯

| 医療給付費分 | | | | | | | | | | | |
|-------------------|-------------|------------|-----------|-------------|------------|-------------------|-----------|--------------------|----------------------|-----------|-----------|
| 保険料 （税） 調定額 | 保険料（税）算定額 | | | | | 保険料 （税） 軽減額 | 軽減 世帯数 | 賦課限度 額を 超える額 | 賦課限度 額を超え る世帯数 | 減免等による額 | 減免 世帯数 |
| | 計 | 所得割額 | 資産割額 | 均等割額 | 平等割額 | | | | | | |
| 千円 | 千円 | 千円 | 千円 | 千円 | 千円 | 千円 | | 千円 | | 千円 | |
| 131,566,229 | 211,000,905 | 49,025,381 | 5,830,930 | 110,532,733 | 45,611,864 | 78,047,155 | 2,466,850 | 15,239 | 100 | 1,346,665 | 115,300 |
| 34,486,662 | 57,093,429 | 10,994,141 | 1,311,062 | 27,225,890 | 17,562,336 | 22,386,702 | 1,087,150 | - | - | 209,905 | 39,050 |
| 60,338,627 | 94,116,038 | 23,945,287 | 3,542,231 | 46,914,616 | 19,713,905 | 33,301,880 | 966,050 | 15,239 | 100 | 449,444 | 43,950 |
| 19,411,279 | 31,348,319 | 7,379,349 | 647,361 | 18,320,167 | 5,001,443 | 11,656,253 | 249,100 | - | - | 277,860 | 17,950 |
| 10,224,306 | 16,746,740 | 3,924,232 | 190,836 | 10,523,085 | 2,108,586 | 6,315,708 | 106,350 | - | - | 205,630 | 8,750 |
| 4,732,205 | 7,829,551 | 1,822,121 | 88,232 | 5,019,449 | 899,750 | 2,959,676 | 41,750 | - | - | 137,225 | 4,250 |
| 1,639,799 | 2,635,411 | 649,483 | 35,505 | 1,716,046 | 234,378 | 975,243 | 11,800 | - | - | 20,266 | 500 |
| 528,745 | 853,292 | 231,866 | 14,217 | 535,963 | 71,246 | 302,826 | 3,300 | - | - | 21,700 | 450 |
| 204,606 | 378,124 | 78,902 | 1,486 | 277,516 | 20,220 | 148,868 | 1,350 | - | - | 24,635 | 400 |
| 28,634,490 | 42,336,544 | 9,208,086 | 5,830,930 | 18,297,358 | 9,000,172 | 13,635,683 | 419,050 | 15,239 | 100 | 44,413 | 2,200 |
| 5,477,723 | 8,066,656 | 1,592,432 | 1,311,062 | 2,765,625 | 2,397,536 | 2,579,505 | 121,350 | - | - | 7,323 | 550 |
| 16,966,714 | 24,900,108 | 5,545,052 | 3,542,231 | 10,609,006 | 5,203,821 | 7,898,770 | 235,450 | 15,239 | 100 | 15,785 | 1,250 |
| 3,816,298 | 5,737,569 | 1,285,461 | 647,361 | 2,857,093 | 947,655 | 1,899,287 | 42,450 | - | - | 21,305 | 400 |
| 1,334,264 | 2,017,974 | 459,504 | 190,836 | 1,096,184 | 271,450 | 683,542 | 11,900 | - | - | - | - |
| 683,961 | 1,063,937 | 216,025 | 88,232 | 631,605 | 128,075 | 379,840 | 5,650 | - | - | - | - |
| 195,635 | 301,609 | 54,185 | 35,505 | 182,880 | 29,040 | 105,960 | 1,350 | - | - | - | - |
| 146,796 | 224,840 | 54,564 | 14,217 | 135,765 | 20,295 | 78,030 | 800 | - | - | - | - |
| 13,100 | 23,850 | 864 | 1,486 | 19,200 | 2,300 | 10,750 | 100 | - | - | - | - |
| 102,931,739 | 168,664,361 | 39,817,295 | - | 92,235,375 | 36,611,692 | 64,411,471 | 2,047,800 | - | - | 1,302,252 | 113,100 |
| 29,008,939 | 49,026,774 | 9,401,709 | - | 24,460,265 | 15,164,800 | 19,807,197 | 965,800 | - | - | 202,582 | 38,500 |
| 43,371,913 | 69,215,929 | 18,400,235 | - | 36,305,610 | 14,510,084 | 25,403,110 | 730,600 | - | - | 433,659 | 42,700 |
| 15,594,982 | 25,610,750 | 6,093,889 | - | 15,463,075 | 4,053,787 | 9,756,966 | 206,650 | - | - | 256,555 | 17,550 |
| 8,890,042 | 14,728,766 | 3,464,728 | - | 9,426,902 | 1,837,136 | 5,632,166 | 94,450 | - | - | 205,630 | 8,750 |
| 4,048,244 | 6,765,615 | 1,606,096 | - | 4,387,844 | 771,675 | 2,579,836 | 36,100 | - | - | 137,225 | 4,250 |
| 1,444,164 | 2,333,802 | 595,298 | - | 1,533,166 | 205,338 | 869,283 | 10,450 | - | - | 20,266 | 500 |
| 381,949 | 628,452 | 177,303 | - | 400,198 | 50,951 | 224,796 | 2,500 | - | - | 21,700 | 450 |
| 191,506 | 354,274 | 78,038 | - | 258,316 | 17,920 | 138,118 | 1,250 | - | - | 24,635 | 400 |

第5表－1－3 世帯人員別、固定資産税の有無別、

| 固定資産 税額の 有無及び 世帯人数 (被保険 者数) | 後期高齢者支援金分 | | | | | | | | | | |
|--|-------------------|------------|------------|-----------|------------|------------|-------------------|--------------------|----------------------|-------------|-----------|
| | 保険料 (税) 調定額 | 保険料(税)算定額 | | | | | 保険料 (税) 軽減額 | 賦課限度 額を 超える額 | 賦課限度 額を超え る世帯数 | 減免等に よる額 | 減免 世帯数 |
| | | 計 | 所得割額 | 資産割額 | 均等割額 | 平等割額 | | | | | |
| 総数 | 千円 | 千円 | 千円 | 千円 | 千円 | 千円 | 千円 | 千円 | 千円 | 千円 | 千円 |
| 合計 | 40,779,958 | 65,763,960 | 15,327,436 | 1,309,083 | 36,211,379 | 12,916,062 | 24,554,256 | - | - | 404,597 | 95,350 |
| 1人 | 10,605,045 | 17,619,416 | 3,428,351 | 299,565 | 8,920,507 | 4,970,992 | 6,943,479 | - | - | 60,994 | 31,800 |
| 2人 | 18,639,031 | 29,278,348 | 7,487,045 | 784,091 | 15,451,841 | 5,555,372 | 10,499,051 | - | - | 129,566 | 35,550 |
| 3人 | 6,071,455 | 9,853,010 | 2,322,628 | 144,822 | 5,953,794 | 1,431,767 | 3,690,549 | - | - | 88,169 | 16,000 |
| 4人 | 3,187,388 | 5,245,083 | 1,209,492 | 44,424 | 3,383,022 | 608,145 | 1,995,453 | - | - | 61,068 | 7,100 |
| 5人 | 1,510,118 | 2,502,618 | 579,088 | 23,616 | 1,642,947 | 256,967 | 949,985 | - | - | 42,109 | 3,550 |
| 6人 | 524,478 | 851,188 | 202,717 | 8,178 | 571,316 | 68,977 | 320,146 | - | - | 6,468 | 500 |
| 7人 | 172,169 | 283,218 | 71,913 | 4,017 | 188,231 | 19,056 | 103,341 | - | - | 7,678 | 450 |
| 8人以上 | 70,274 | 131,080 | 26,203 | 372 | 99,720 | 4,785 | 52,253 | - | - | 8,544 | 400 |
| 固定資産税額の ある世帯 | | | | | | | | | | | |
| 合計 | 8,387,805 | 12,613,075 | 2,885,550 | 1,309,081 | 6,084,921 | 2,333,524 | 4,204,428 | - | - | 14,229 | 2,200 |
| 1人 | 1,557,674 | 2,328,577 | 495,122 | 299,563 | 913,603 | 620,289 | 766,379 | - | - | 2,430 | 550 |
| 2人 | 4,963,201 | 7,414,569 | 1,739,439 | 784,091 | 3,532,843 | 1,358,198 | 2,442,961 | - | - | 4,855 | 1,250 |
| 3人 | 1,149,819 | 1,758,592 | 408,478 | 144,822 | 966,606 | 238,686 | 601,158 | - | - | 6,944 | 400 |
| 4人 | 405,012 | 620,637 | 144,922 | 44,424 | 361,349 | 69,943 | 215,454 | - | - | - | - |
| 5人 | 210,501 | 330,069 | 67,550 | 23,616 | 207,700 | 31,204 | 119,465 | - | - | - | - |
| 6人 | 54,270 | 86,794 | 13,596 | 8,178 | 56,310 | 8,710 | 32,510 | - | - | - | - |
| 7人 | 43,230 | 66,237 | 16,215 | 4,017 | 40,110 | 5,895 | 23,003 | - | - | - | - |
| 8人以上 | 4,100 | 7,600 | 228 | 372 | 6,400 | 600 | 3,500 | - | - | - | - |
| 固定資産税額の ない世帯 | | | | | | | | | | | |
| 合計 | 32,392,153 | 53,150,885 | 12,441,887 | 3 | 30,126,459 | 10,582,537 | 20,349,828 | - | - | 390,369 | 93,150 |
| 1人 | 9,047,371 | 15,290,839 | 2,933,229 | 3 | 8,006,904 | 4,350,703 | 6,177,100 | - | - | 58,565 | 31,250 |
| 2人 | 13,675,830 | 21,863,779 | 5,747,606 | - | 11,918,998 | 4,197,174 | 8,056,090 | - | - | 124,711 | 34,300 |
| 3人 | 4,921,636 | 8,094,418 | 1,914,150 | - | 4,987,188 | 1,193,081 | 3,089,391 | - | - | 81,225 | 15,600 |
| 4人 | 2,782,376 | 4,624,446 | 1,064,570 | - | 3,021,673 | 538,203 | 1,779,999 | - | - | 61,068 | 7,100 |
| 5人 | 1,299,618 | 2,172,548 | 511,538 | - | 1,435,247 | 225,763 | 830,521 | - | - | 42,109 | 3,550 |
| 6人 | 470,208 | 764,394 | 189,121 | - | 515,006 | 60,267 | 287,636 | - | - | 6,468 | 500 |
| 7人 | 128,939 | 216,981 | 55,699 | - | 148,121 | 13,161 | 80,338 | - | - | 7,678 | 450 |
| 8人以上 | 66,175 | 123,480 | 25,975 | - | 93,320 | 4,185 | 48,753 | - | - | 8,544 | 400 |

保険料（税）算定状況・賦課状況 ー全世帯ー（続き）

（再掲） 5割軽減世帯

| 介護納付金分 | | | | | | | | | | |
|---------------|------------|-----------|---------|------------|-----------|---------------|----------------|------------------|---------|-----------|
| 保険料（税） 調定額 | 保険料（税）算定額 | | | | | 保険料（税） 軽減額 | 賦課限度額を 超える額 | 賦課限度額を超え る世帯数 | 減免等による額 | 減免 世帯数 |
| | 計 | 所得割額 | 資産割額 | 均等割額 | 平等割額 | | | | | |
| 千円 | 千円 | 千円 | 千円 | 千円 | 千円 | 千円 | 千円 | | 千円 | |
| 12,224,207 | 20,789,622 | 3,678,726 | 275,290 | 12,621,783 | 4,213,823 | 8,414,690 | - | - | 142,318 | 34,500 |
| 3,367,075 | 5,842,984 | 848,802 | 78,312 | 3,533,433 | 1,382,437 | 2,457,224 | - | - | 15,839 | 7,850 |
| 4,378,068 | 7,598,186 | 1,104,847 | 116,152 | 4,822,678 | 1,554,509 | 3,187,087 | - | - | 29,807 | 10,250 |
| 2,279,615 | 3,888,042 | 709,798 | 46,466 | 2,371,565 | 760,213 | 1,565,125 | - | - | 41,944 | 10,250 |
| 1,342,238 | 2,148,971 | 566,953 | 22,448 | 1,230,500 | 329,071 | 779,696 | - | - | 26,383 | 2,800 |
| 565,793 | 884,868 | 284,163 | 7,505 | 454,263 | 138,938 | 296,622 | - | - | 22,187 | 2,450 |
| 229,851 | 332,245 | 135,286 | 3,791 | 154,853 | 38,315 | 96,588 | - | - | 5,769 | 500 |
| 47,036 | 70,725 | 23,704 | 319 | 39,101 | 7,601 | 23,283 | - | - | 388 | 400 |
| 14,531 | 23,602 | 5,174 | 297 | 15,390 | 2,740 | 9,065 | - | - | - | - |
| 1,991,022 | 3,274,576 | 443,836 | 275,290 | 1,810,217 | 745,233 | 1,275,756 | - | - | 5,814 | 700 |
| 387,820 | 613,024 | 84,639 | 78,312 | 295,672 | 154,402 | 224,642 | - | - | - | - |
| 899,819 | 1,526,674 | 160,641 | 116,152 | 888,135 | 361,746 | 624,037 | - | - | 1,960 | 550 |
| 406,386 | 678,244 | 95,353 | 46,466 | 387,598 | 148,827 | 267,653 | - | - | 3,854 | 150 |
| 174,924 | 272,420 | 54,962 | 22,448 | 142,010 | 53,000 | 97,385 | - | - | - | - |
| 82,042 | 124,108 | 32,662 | 7,505 | 64,102 | 19,839 | 41,978 | - | - | - | - |
| 20,395 | 29,858 | 7,152 | 3,791 | 14,435 | 4,480 | 9,458 | - | - | - | - |
| 17,874 | 27,262 | 8,187 | 319 | 16,566 | 2,190 | 9,378 | - | - | - | - |
| 1,762 | 2,987 | 240 | 297 | 1,700 | 750 | 1,225 | - | - | - | - |
| 10,233,185 | 17,515,046 | 3,234,890 | - | 10,811,566 | 3,468,590 | 7,138,933 | - | - | 136,504 | 33,800 |
| 2,979,255 | 5,229,960 | 764,163 | - | 3,237,762 | 1,228,035 | 2,232,582 | - | - | 15,839 | 7,850 |
| 3,478,249 | 6,071,512 | 944,205 | - | 3,934,543 | 1,192,764 | 2,563,050 | - | - | 27,847 | 9,700 |
| 1,873,229 | 3,209,798 | 614,445 | - | 1,983,967 | 611,386 | 1,297,471 | - | - | 38,090 | 10,100 |
| 1,167,314 | 1,876,552 | 511,991 | - | 1,088,490 | 276,071 | 682,311 | - | - | 26,383 | 2,800 |
| 483,751 | 760,760 | 251,501 | - | 390,161 | 119,099 | 254,644 | - | - | 22,187 | 2,450 |
| 209,456 | 302,387 | 128,134 | - | 140,418 | 33,835 | 87,131 | - | - | 5,769 | 500 |
| 29,161 | 43,463 | 15,517 | - | 22,535 | 5,411 | 13,905 | - | - | 388 | 400 |
| 12,769 | 20,614 | 4,934 | - | 13,690 | 1,990 | 7,840 | - | - | - | - |

第5表－1－4 世帯人員別、固定資産税の有無別、

| 固定資産税額の有無及び世帯人数(被保険者数) | 世帯数 | 所得のある世帯数 | 所得のない世帯数 | 所得総額 | 旧ただし書方式による課税標準額 | 固定資産税額 | 保険料(税) 賦課経過措置適用世帯数 | | | | | | | |
|------------------------|-----------|-----------|-----------|-------------|-----------------|------------|--------------------|---------|------------|--------------------|-----------------------|-------------------|-----|--|
| | | | | | | | 旧国保被保険者合算軽減のみ | 平等割半額のみ | 平等割1/4軽減のみ | 旧国保被保険者合算軽減かつ平等割半額 | 旧国保被保険者合算軽減かつ平等割1/4軽減 | 被扶養者であった者に対する緩和措置 | その他 | |
| 総数 | | | | 千円 | 千円 | 千円 | | | | | | | | |
| 合計 | 5,491,350 | 1,612,350 | 3,829,100 | 417,216,638 | 87,457,975 | 34,480,091 | 201,900 | 25,700 | 2,550 | 217,550 | 50,050 | 150 | - | |
| 1人 | 4,218,050 | 1,064,650 | 3,139,400 | 230,529,817 | 27,344,026 | 19,903,730 | 139,750 | 25,600 | 2,550 | 216,500 | 49,950 | 150 | - | |
| 2人 | 935,100 | 415,000 | 500,750 | 133,284,984 | 37,942,391 | 12,084,991 | 52,750 | 100 | - | 1,050 | 100 | - | - | |
| 3人 | 229,500 | 90,750 | 128,650 | 33,696,481 | 12,689,700 | 1,875,632 | 7,450 | - | - | - | - | - | - | |
| 4人 | 78,600 | 28,800 | 44,950 | 11,667,346 | 5,112,279 | 460,359 | 1,250 | - | - | - | - | - | - | |
| 5人 | 22,750 | 9,100 | 12,400 | 5,565,501 | 3,111,775 | 127,450 | 600 | - | - | - | - | - | - | |
| 6人 | 4,350 | 2,650 | 1,500 | 1,281,715 | 475,250 | 16,860 | 50 | - | - | - | - | - | - | |
| 7人 | 2,200 | 1,100 | 1,100 | 1,007,503 | 691,504 | - | - | - | - | - | - | - | - | |
| 8人以上 | 800 | 300 | 350 | 183,289 | 91,050 | 11,070 | 50 | - | - | - | - | - | - | |
| 固定資産税額のある世帯 | | | | | | | | | | | | | | |
| 合計 | 579,550 | 238,000 | 337,150 | 66,093,807 | 15,424,009 | 34,480,091 | 23,600 | 1,950 | 150 | 18,650 | 4,450 | 150 | - | |
| 1人 | 384,100 | 130,750 | 252,900 | 28,823,536 | 3,844,446 | 19,903,730 | 13,700 | 1,950 | 150 | 18,500 | 4,350 | 150 | - | |
| 2人 | 161,750 | 89,050 | 70,100 | 29,223,652 | 8,019,837 | 12,084,991 | 7,950 | - | - | 150 | 100 | - | - | |
| 3人 | 25,500 | 13,750 | 10,450 | 6,158,640 | 2,722,207 | 1,875,632 | 1,600 | - | - | - | - | - | - | |
| 4人 | 6,200 | 3,250 | 2,900 | 1,177,607 | 384,419 | 460,359 | 350 | - | - | - | - | - | - | |
| 5人 | 1,700 | 1,050 | 650 | 684,781 | 453,101 | 127,450 | - | - | - | - | - | - | - | |
| 6人 | 200 | 150 | 50 | 25,591 | - | 16,860 | - | - | - | - | - | - | - | |
| 7人 | - | - | - | - | - | - | - | - | - | - | - | - | - | |
| 8人以上 | 100 | - | 100 | - | - | 11,070 | - | - | - | - | - | - | - | |
| 固定資産税額のない世帯 | | | | | | | | | | | | | | |
| 合計 | 4,911,800 | 1,374,350 | 3,491,950 | 351,122,831 | 72,033,965 | - | 178,300 | 23,750 | 2,400 | 198,900 | 45,600 | - | - | |
| 1人 | 3,833,950 | 933,900 | 2,886,500 | 201,706,281 | 23,499,581 | - | 126,050 | 23,650 | 2,400 | 198,000 | 45,600 | - | - | |
| 2人 | 773,350 | 325,950 | 430,650 | 104,061,332 | 29,922,555 | - | 44,800 | 100 | - | 900 | - | - | - | |
| 3人 | 204,000 | 77,000 | 118,200 | 27,537,840 | 9,967,492 | - | 5,850 | - | - | - | - | - | - | |
| 4人 | 72,400 | 25,550 | 42,050 | 10,489,739 | 4,727,860 | - | 900 | - | - | - | - | - | - | |
| 5人 | 21,050 | 8,050 | 11,750 | 4,880,721 | 2,658,674 | - | 600 | - | - | - | - | - | - | |
| 6人 | 4,150 | 2,500 | 1,450 | 1,256,124 | 475,250 | - | 50 | - | - | - | - | - | - | |
| 7人 | 2,200 | 1,100 | 1,100 | 1,007,503 | 691,504 | - | - | - | - | - | - | - | - | |
| 8人以上 | 700 | 300 | 250 | 183,289 | 91,050 | - | 50 | - | - | - | - | - | - | |

保険料（税）算定状況・賦課状況 ー 全世界帯 ー

(再掲) 7割軽減世帯

| 医療給付費分 | | | | | | | | | | | |
|-------------------|-------------|-----------|-----------|-------------|-------------|-------------------|-----------|--------------------|----------------------|---------|-----------|
| 保険料 (税) 調定額 | 保険料（税）算定額 | | | | | 保険料 (税) 軽減額 | 軽減 世帯数 | 賦課限度 額を 超える額 | 賦課限度 額を超え る世帯数 | 減免等による額 | 減免 世帯数 |
| | 計 | 所得割額 | 資産割額 | 均等割額 | 平等割額 | | | | | | |
| 千円 | 千円 | 千円 | 千円 | 千円 | 千円 | 千円 | | 千円 | | 千円 | |
| 97,318,289 | 296,738,012 | 6,547,403 | 7,321,661 | 180,910,860 | 101,958,088 | 197,965,701 | 5,491,350 | 429,691 | 700 | 983,310 | 150,350 |
| 60,564,595 | 188,984,330 | 1,983,922 | 4,233,800 | 106,191,908 | 76,574,700 | 127,909,285 | 4,218,050 | 8,485 | 50 | 471,081 | 106,250 |
| 24,225,107 | 70,191,913 | 2,916,673 | 2,546,945 | 46,026,518 | 18,701,777 | 45,297,852 | 935,100 | 386,926 | 350 | 274,644 | 30,300 |
| 7,660,285 | 22,920,346 | 935,768 | 405,076 | 17,061,398 | 4,518,105 | 15,101,945 | 229,500 | 9,043 | 200 | 147,118 | 8,100 |
| 3,231,304 | 9,818,658 | 361,419 | 104,837 | 7,814,294 | 1,538,108 | 6,546,028 | 78,600 | - | - | 40,743 | 3,450 |
| 1,178,557 | 3,459,254 | 240,074 | 27,251 | 2,718,255 | 473,674 | 2,235,408 | 22,750 | - | - | 45,130 | 1,900 |
| 242,296 | 728,072 | 40,405 | 332 | 595,021 | 92,314 | 481,165 | 4,350 | - | - | 4,593 | 350 |
| 161,827 | 476,802 | 62,927 | - | 371,395 | 42,480 | 289,716 | 2,200 | 25,237 | 100 | - | - |
| 54,319 | 158,638 | 6,215 | 3,421 | 132,072 | 16,930 | 104,302 | 800 | - | - | - | - |
| 17,657,083 | 39,329,681 | 1,091,349 | 7,321,661 | 18,388,679 | 12,527,992 | 21,623,098 | 579,550 | 5,633 | 150 | 34,397 | 3,500 |
| 9,523,126 | 21,270,440 | 274,359 | 4,233,800 | 8,590,062 | 8,172,219 | 11,721,278 | 384,100 | - | - | 19,694 | 2,450 |
| 6,339,314 | 13,942,610 | 548,848 | 2,546,945 | 7,254,629 | 3,592,188 | 7,587,799 | 161,750 | 1,190 | 50 | 11,763 | 1,000 |
| 1,314,873 | 2,961,486 | 209,211 | 405,076 | 1,763,587 | 583,612 | 1,641,759 | 25,500 | 4,443 | 100 | - | - |
| 332,296 | 811,416 | 26,510 | 104,837 | 544,211 | 135,858 | 476,048 | 6,200 | - | - | 2,940 | 50 |
| 128,130 | 287,987 | 32,421 | 27,251 | 191,200 | 37,115 | 159,821 | 1,700 | - | - | - | - |
| 10,395 | 33,892 | - | 332 | 28,350 | 5,210 | 23,492 | 200 | - | - | - | - |
| - | - | - | - | - | - | - | - | - | - | - | - |
| 8,950 | 21,851 | - | 3,421 | 16,640 | 1,790 | 12,901 | 100 | - | - | - | - |
| 79,661,206 | 257,408,331 | 5,456,053 | - | 162,522,182 | 89,430,096 | 176,342,603 | 4,911,800 | 424,058 | 550 | 948,913 | 146,850 |
| 51,041,468 | 167,713,890 | 1,709,563 | - | 97,601,847 | 68,402,481 | 116,188,007 | 3,833,950 | 8,485 | 50 | 451,387 | 103,800 |
| 17,885,793 | 56,249,303 | 2,367,825 | - | 38,771,888 | 15,109,589 | 37,710,053 | 773,350 | 385,736 | 300 | 262,881 | 29,300 |
| 6,345,412 | 19,958,860 | 726,557 | - | 15,297,811 | 3,934,493 | 13,460,186 | 204,000 | 4,600 | 100 | 147,118 | 8,100 |
| 2,899,008 | 9,007,242 | 334,909 | - | 7,270,083 | 1,402,250 | 6,069,980 | 72,400 | - | - | 37,803 | 3,400 |
| 1,050,427 | 3,171,266 | 207,652 | - | 2,527,055 | 436,559 | 2,075,588 | 21,050 | - | - | 45,130 | 1,900 |
| 231,901 | 694,180 | 40,405 | - | 566,671 | 87,104 | 457,673 | 4,150 | - | - | 4,593 | 350 |
| 161,827 | 476,802 | 62,927 | - | 371,395 | 42,480 | 289,716 | 2,200 | 25,237 | 100 | - | - |
| 45,369 | 136,787 | 6,215 | - | 115,432 | 15,140 | 91,401 | 700 | - | - | - | - |

第5表－1－4 世帯人員別、固定資産税の有無別、

| 固定資産 税額の 有無及び 世帯人数 (被保険 者数) | 後期高齢者支援金分 | | | | | | | | | | |
|--|-------------------|------------|-----------|-----------|------------|------------|-------------------|--------------------|----------------------|-------------|-----------|
| | 保険料 (税) 調定額 | 保険料(税)算定額 | | | | | 保険料 (税) 軽減額 | 賦課限度 額を 超える額 | 賦課限度 額を超え る世帯数 | 減免等によ る額 | 減免 世帯数 |
| | | 計 | 所得割額 | 資産割額 | 均等割額 | 平等割額 | | | | | |
| 総数 | 千円 | 千円 | 千円 | 千円 | 千円 | 千円 | 千円 | 千円 | 千円 | 千円 | 千円 |
| 合計 | 29,740,594 | 91,955,855 | 2,029,304 | 1,645,958 | 59,017,804 | 29,262,790 | 61,783,946 | 96,445 | 550 | 291,772 | 113,800 |
| 1人 | 18,396,604 | 58,254,036 | 627,371 | 924,309 | 34,682,785 | 22,019,572 | 39,684,893 | 4,367 | 50 | 135,829 | 77,850 |
| 2人 | 7,401,744 | 21,794,108 | 879,284 | 595,027 | 15,005,716 | 5,314,081 | 14,220,031 | 81,617 | 300 | 82,646 | 24,850 |
| 3人 | 2,415,317 | 7,268,786 | 305,793 | 95,030 | 5,566,940 | 1,301,022 | 4,806,053 | 1,008 | 100 | 44,599 | 6,200 |
| 4人 | 1,014,157 | 3,112,367 | 107,767 | 24,978 | 2,529,433 | 450,190 | 2,085,356 | - | - | 12,182 | 2,650 |
| 5人 | 373,585 | 1,103,846 | 76,207 | 5,965 | 885,421 | 136,252 | 715,178 | - | - | 14,945 | 1,900 |
| 6人 | 72,616 | 220,822 | 11,281 | 95 | 182,754 | 26,692 | 146,615 | - | - | 1,571 | 350 |
| 7人 | 50,595 | 153,472 | 20,054 | - | 122,037 | 11,382 | 93,396 | 9,454 | 100 | - | - |
| 8人以上 | 15,976 | 48,419 | 1,547 | 554 | 42,719 | 3,600 | 32,424 | - | - | - | - |
| 固定資産税額の ある世帯 | | | | | | | | | | | |
| 合計 | 4,787,512 | 11,373,312 | 339,811 | 1,645,958 | 6,153,356 | 3,234,188 | 6,566,420 | 1,008 | 100 | 10,272 | 3,500 |
| 1人 | 2,496,740 | 6,004,876 | 82,552 | 924,309 | 2,901,762 | 2,096,253 | 3,495,950 | - | - | 6,952 | 2,450 |
| 2人 | 1,772,266 | 4,127,287 | 172,633 | 595,027 | 2,422,097 | 937,530 | 2,350,128 | - | - | 2,480 | 1,000 |
| 3人 | 381,493 | 891,035 | 69,173 | 95,030 | 572,806 | 154,026 | 508,193 | 1,008 | 100 | - | - |
| 4人 | 93,237 | 242,964 | 5,426 | 24,978 | 176,496 | 36,064 | 148,792 | - | - | 840 | 50 |
| 5人 | 39,124 | 93,141 | 10,026 | 5,965 | 68,875 | 8,275 | 54,005 | - | - | - | - |
| 6人 | 3,165 | 10,345 | - | 95 | 8,520 | 1,730 | 7,175 | - | - | - | - |
| 7人 | - | - | - | - | - | - | - | - | - | - | - |
| 8人以上 | 1,487 | 3,664 | - | 554 | 2,800 | 310 | 2,177 | - | - | - | - |
| 固定資産税額の ない世帯 | | | | | | | | | | | |
| 合計 | 24,953,083 | 80,582,544 | 1,689,493 | - | 52,864,448 | 26,028,602 | 55,217,527 | 95,437 | 450 | 281,500 | 110,300 |
| 1人 | 15,899,864 | 52,249,160 | 544,819 | - | 31,781,023 | 19,923,318 | 36,188,943 | 4,367 | 50 | 128,877 | 75,400 |
| 2人 | 5,629,479 | 17,666,821 | 706,651 | - | 12,583,619 | 4,376,551 | 11,869,903 | 81,617 | 300 | 80,167 | 23,850 |
| 3人 | 2,033,823 | 6,377,750 | 236,620 | - | 4,994,134 | 1,146,996 | 4,297,861 | - | - | 44,599 | 6,200 |
| 4人 | 920,920 | 2,869,403 | 102,341 | - | 2,352,937 | 414,126 | 1,936,564 | - | - | 11,342 | 2,600 |
| 5人 | 334,461 | 1,010,705 | 66,181 | - | 816,546 | 127,977 | 661,173 | - | - | 14,945 | 1,900 |
| 6人 | 69,451 | 210,477 | 11,281 | - | 174,234 | 24,962 | 139,440 | - | - | 1,571 | 350 |
| 7人 | 50,595 | 153,472 | 20,054 | - | 122,037 | 11,382 | 93,396 | 9,454 | 100 | - | - |
| 8人以上 | 14,490 | 44,755 | 1,547 | - | 39,919 | 3,290 | 30,247 | - | - | - | - |

保険料（税）算定状況・賦課状況 ー全世帯ー（続き）

（再掲） 7割軽減世帯

| 介護納付金分 | | | | | | | | | | |
|---------------|------------|---------|---------|------------|-----------|---------------|--------------------|----------------------|-------------|-----------|
| 保険料（税） 調定額 | 保険料（税）算定額 | | | | | 保険料（税） 軽減額 | 賦課限度 額を 超える額 | 賦課限度 額を超え る世帯数 | 減免等によ る額 | 減免 世帯数 |
| | 計 | 所得割額 | 資産割額 | 均等割額 | 平等割額 | | | | | |
| 千円 | 千円 | 千円 | 千円 | 千円 | 千円 | 千円 | 千円 | | 千円 | |
| 11,311,211 | 35,437,385 | 678,609 | 457,642 | 24,887,759 | 9,413,375 | 24,007,107 | 10,113 | 100 | 91,194 | 47,800 |
| 7,113,131 | 22,837,125 | 178,636 | 280,618 | 15,932,736 | 6,445,136 | 15,662,692 | - | - | 49,527 | 28,650 |
| 2,744,550 | 8,392,413 | 262,407 | 122,005 | 5,986,626 | 2,021,374 | 5,604,086 | 10,113 | 100 | 29,448 | 13,900 |
| 949,448 | 2,805,503 | 128,693 | 37,868 | 1,971,516 | 667,426 | 1,846,870 | - | - | 8,019 | 2,900 |
| 346,269 | 994,754 | 58,517 | 14,465 | 705,120 | 216,652 | 645,269 | - | - | 2,734 | 1,550 |
| 116,381 | 309,993 | 33,272 | 1,756 | 226,326 | 48,639 | 192,478 | - | - | 1,060 | 650 |
| 19,454 | 57,322 | 3,829 | - | 42,406 | 11,087 | 37,450 | - | - | 407 | 150 |
| 17,957 | 31,443 | 12,213 | - | 17,800 | 1,430 | 13,461 | - | - | - | - |
| 4,022 | 8,832 | 1,043 | 930 | 5,230 | 1,630 | 4,802 | - | - | - | - |
| 1,573,234 | 3,910,283 | 121,383 | 457,642 | 2,280,412 | 1,050,847 | 2,330,286 | - | - | 3,817 | 1,300 |
| 823,007 | 2,023,200 | 32,593 | 280,618 | 1,128,834 | 581,156 | 1,196,271 | - | - | 2,258 | 600 |
| 507,768 | 1,310,018 | 44,489 | 122,005 | 809,223 | 334,301 | 799,777 | - | - | 1,558 | 700 |
| 176,162 | 424,186 | 32,150 | 37,868 | 251,730 | 102,438 | 247,731 | - | - | - | - |
| 46,759 | 113,585 | 3,747 | 14,465 | 68,510 | 26,862 | 66,763 | - | - | - | - |
| 16,992 | 32,975 | 8,404 | 1,756 | 18,190 | 4,625 | 15,971 | - | - | - | - |
| 870 | 2,900 | - | - | 1,825 | 1,075 | 2,030 | - | - | - | - |
| - | - | - | - | - | - | - | - | - | - | - |
| 1,677 | 3,420 | - | 930 | 2,100 | 390 | 1,743 | - | - | - | - |
| 9,737,977 | 31,527,102 | 557,226 | - | 22,607,347 | 8,362,528 | 21,676,821 | 10,113 | 100 | 87,377 | 46,500 |
| 6,290,124 | 20,813,925 | 146,043 | - | 14,803,902 | 5,863,980 | 14,466,421 | - | - | 47,269 | 28,050 |
| 2,236,782 | 7,082,396 | 217,919 | - | 5,177,403 | 1,687,073 | 4,804,309 | 10,113 | 100 | 27,889 | 13,200 |
| 773,286 | 2,381,317 | 96,543 | - | 1,719,786 | 564,988 | 1,599,138 | - | - | 8,019 | 2,900 |
| 299,510 | 881,170 | 54,770 | - | 636,610 | 189,790 | 578,506 | - | - | 2,734 | 1,550 |
| 99,389 | 277,018 | 24,868 | - | 208,136 | 44,014 | 176,507 | - | - | 1,060 | 650 |
| 18,584 | 54,422 | 3,829 | - | 40,581 | 10,012 | 35,420 | - | - | 407 | 150 |
| 17,957 | 31,443 | 12,213 | - | 17,800 | 1,430 | 13,461 | - | - | - | - |
| 2,345 | 5,413 | 1,043 | - | 3,130 | 1,240 | 3,059 | - | - | - | - |

第5表-2 世帯人員別、固定資産税の有無別、

| 固定資産税額の有無及び世帯人数(被保険者数) | 世帯数 | 所得のある世帯数 | 所得のない世帯数 | 所得総額 | 旧ただし書方式による課税標準額 | 固定資産税額 | 保険料(税) 賦課経過措置適用世帯数 | | | | | | | |
|------------------------|------------|------------|-----------|----------------|-----------------|-------------|--------------------|---------|------------|--------------------|-----------------------|-------------------|-----|--|
| | | | | | | | 旧国保被保険者合算軽減のみ | 平等割半額のみ | 平等割1/4軽減のみ | 旧国保被保険者合算軽減かつ平等割半額 | 旧国保被保険者合算軽減かつ平等割1/4軽減 | 被扶養者であった者に対する緩和措置 | その他 | |
| 総数 | | | | 千円 | 千円 | 千円 | | | | | | | | |
| 合計 | 18,331,950 | 12,232,300 | 5,076,800 | 23,481,989,710 | 18,897,732,372 | 235,129,800 | 523,400 | 502,000 | 76,450 | 693,850 | 113,550 | 79,400 | - | |
| 1人 | 10,908,600 | 5,968,500 | 4,293,450 | 8,189,092,657 | 6,406,726,854 | 69,227,895 | 295,500 | 499,150 | 76,250 | 691,400 | 113,150 | 72,650 | - | |
| 2人 | 5,312,550 | 4,543,300 | 581,600 | 9,526,455,436 | 7,627,588,204 | 116,576,715 | 178,200 | 2,650 | 200 | 2,450 | 400 | 6,150 | - | |
| 3人 | 1,292,850 | 1,043,750 | 137,350 | 3,022,862,486 | 2,499,484,692 | 27,752,360 | 29,700 | 150 | - | - | - | 450 | - | |
| 4人 | 542,300 | 444,700 | 47,600 | 1,676,278,122 | 1,442,486,687 | 11,120,570 | 11,100 | 50 | - | - | - | 150 | - | |
| 5人 | 193,200 | 160,050 | 13,700 | 674,294,268 | 583,633,216 | 5,505,509 | 6,250 | - | - | - | - | - | - | |
| 6人 | 55,100 | 48,700 | 1,600 | 240,662,428 | 206,476,548 | 2,544,142 | 1,800 | - | - | - | - | - | - | |
| 7人 | 20,550 | 17,800 | 1,150 | 121,442,329 | 105,172,460 | 2,126,701 | 700 | - | - | - | - | - | - | |
| 8人以上 | 6,800 | 5,500 | 350 | 30,901,984 | 26,163,712 | 275,909 | 150 | - | - | - | - | - | - | |
| 固定資産税額のある世帯 | | | | | | | | | | | | | | |
| 合計 | 2,578,250 | 2,120,100 | 396,200 | 4,501,185,418 | 3,620,498,298 | 235,129,800 | 67,950 | 51,450 | 9,350 | 56,600 | 10,800 | 4,450 | - | |
| 1人 | 1,029,550 | 704,950 | 307,200 | 981,356,975 | 769,500,845 | 69,227,895 | 25,350 | 50,650 | 9,150 | 56,250 | 10,700 | 4,100 | - | |
| 2人 | 1,170,850 | 1,079,000 | 74,050 | 2,205,464,469 | 1,738,110,724 | 116,576,715 | 31,150 | 750 | 200 | 350 | 100 | 100 | - | |
| 3人 | 232,550 | 205,750 | 10,900 | 658,790,820 | 544,991,932 | 27,752,360 | 6,850 | - | - | - | - | 250 | - | |
| 4人 | 84,600 | 75,850 | 3,150 | 341,529,555 | 295,739,485 | 11,120,570 | 2,900 | 50 | - | - | - | - | - | |
| 5人 | 37,100 | 33,150 | 700 | 167,363,291 | 145,393,741 | 5,505,509 | 1,350 | - | - | - | - | - | - | |
| 6人 | 15,200 | 13,550 | 100 | 81,372,460 | 69,853,820 | 2,544,142 | 300 | - | - | - | - | - | - | |
| 7人 | 6,800 | 6,400 | - | 54,894,559 | 47,941,850 | 2,126,701 | 50 | - | - | - | - | - | - | |
| 8人以上 | 1,600 | 1,450 | 100 | 10,413,289 | 8,965,901 | 275,909 | - | - | - | - | - | - | - | |
| 固定資産税額のない世帯 | | | | | | | | | | | | | | |
| 合計 | 15,753,700 | 10,112,200 | 4,680,600 | 18,980,804,292 | 15,277,234,074 | - | 455,450 | 450,550 | 67,100 | 637,250 | 102,750 | 74,950 | - | |
| 1人 | 9,879,050 | 5,263,550 | 3,986,250 | 7,207,735,682 | 5,637,226,009 | - | 270,150 | 448,500 | 67,100 | 635,150 | 102,450 | 68,550 | - | |
| 2人 | 4,141,700 | 3,464,300 | 507,550 | 7,320,990,967 | 5,889,477,480 | - | 147,050 | 1,900 | - | 2,100 | 300 | 6,050 | - | |
| 3人 | 1,060,300 | 838,000 | 126,450 | 2,364,071,665 | 1,954,492,760 | - | 22,850 | 150 | - | - | - | 200 | - | |
| 4人 | 457,700 | 368,850 | 44,450 | 1,334,748,567 | 1,146,747,202 | - | 8,200 | - | - | - | - | 150 | - | |
| 5人 | 156,100 | 126,900 | 13,000 | 506,930,977 | 438,239,475 | - | 4,900 | - | - | - | - | - | - | |
| 6人 | 39,900 | 35,150 | 1,500 | 159,289,968 | 136,622,727 | - | 1,500 | - | - | - | - | - | - | |
| 7人 | 13,750 | 11,400 | 1,150 | 66,547,770 | 57,230,610 | - | 650 | - | - | - | - | - | - | |
| 8人以上 | 5,200 | 4,050 | 250 | 20,488,696 | 17,197,812 | - | 150 | - | - | - | - | - | - | |

保険料（税）算定状況・賦課状況 — 一般世帯 —

| 医療給付費分 | | | | | | | | | | | |
|-------------------|---------------|---------------|------------|-------------|-------------|-------------------|-----------|--------------------|----------------------|------------|-----------|
| 保険料 （税） 調定額 | 保険料（税）算定額 | | | | | 保険料 （税） 軽減額 | 軽減 世帯数 | 賦課限度 額を 超える額 | 賦課限度 額を超え る世帯数 | 減免等による額 | 減免 世帯数 |
| | 計 | 所得割額 | 資産割額 | 均等割額 | 平等割額 | | | | | | |
| 千円 | 千円 | 千円 | 千円 | 千円 | 千円 | 千円 | | 千円 | | 千円 | |
| 1,954,782,560 | 2,505,194,294 | 1,403,030,808 | 49,476,068 | 728,948,568 | 323,738,854 | 298,676,228 | 9,906,950 | 236,759,366 | 431,900 | 14,820,367 | 631,600 |
| 727,716,444 | 939,716,019 | 465,970,512 | 14,385,377 | 278,026,876 | 181,333,254 | 155,918,326 | 6,097,250 | 49,283,690 | 83,350 | 6,714,292 | 348,150 |
| 773,500,723 | 950,950,850 | 561,187,016 | 24,533,752 | 262,720,700 | 102,509,384 | 89,148,010 | 2,745,350 | 83,991,457 | 148,750 | 4,257,601 | 176,700 |
| 246,214,816 | 320,062,072 | 193,136,399 | 5,817,538 | 96,868,479 | 24,239,657 | 29,864,670 | 659,850 | 42,043,165 | 89,650 | 1,927,100 | 57,400 |
| 128,665,654 | 177,236,019 | 110,192,329 | 2,251,440 | 54,822,524 | 9,969,725 | 14,704,810 | 264,700 | 32,555,932 | 58,250 | 1,304,920 | 32,900 |
| 51,400,167 | 73,675,594 | 44,795,882 | 1,268,289 | 23,647,322 | 3,964,100 | 6,216,450 | 100,850 | 15,596,481 | 28,700 | 460,752 | 12,500 |
| 17,536,547 | 25,719,372 | 16,066,758 | 562,563 | 7,943,213 | 1,146,839 | 1,798,330 | 26,600 | 6,281,561 | 12,650 | 102,450 | 2,700 |
| 7,344,650 | 13,167,710 | 8,682,092 | 579,460 | 3,458,235 | 447,922 | 723,474 | 9,100 | 5,070,831 | 7,850 | 28,617 | 850 |
| 2,403,558 | 4,666,659 | 2,999,819 | 77,648 | 1,461,219 | 127,973 | 302,159 | 3,250 | 1,936,249 | 2,700 | 24,635 | 400 |
| 375,317,974 | 458,159,073 | 246,734,403 | 49,476,068 | 106,528,910 | 55,419,693 | 38,987,660 | 1,320,450 | 43,347,643 | 98,700 | 466,577 | 13,700 |
| 89,162,020 | 109,549,405 | 50,897,951 | 14,385,377 | 23,058,173 | 21,207,904 | 14,950,354 | 591,650 | 5,170,505 | 10,600 | 250,126 | 8,150 |
| 186,562,844 | 219,322,276 | 116,669,564 | 24,533,752 | 52,379,058 | 25,739,904 | 17,626,288 | 582,500 | 14,968,884 | 35,450 | 146,480 | 4,400 |
| 52,878,104 | 65,554,548 | 38,911,093 | 5,817,538 | 15,649,095 | 5,176,822 | 3,992,232 | 98,350 | 8,636,311 | 20,400 | 44,696 | 800 |
| 24,700,079 | 32,419,037 | 20,651,589 | 2,251,440 | 7,624,994 | 1,891,014 | 1,387,978 | 29,000 | 6,312,538 | 13,450 | 17,265 | 100 |
| 12,448,628 | 16,849,248 | 10,463,215 | 1,268,289 | 4,268,214 | 849,530 | 680,946 | 12,750 | 3,715,865 | 9,050 | 3,360 | 100 |
| 6,009,667 | 8,021,909 | 4,969,548 | 562,563 | 2,137,482 | 352,316 | 210,460 | 4,150 | 1,797,825 | 5,400 | 3,810 | 100 |
| 2,863,022 | 5,366,131 | 3,527,733 | 579,460 | 1,095,815 | 163,123 | 101,274 | 1,500 | 2,400,934 | 3,350 | 840 | 50 |
| 693,611 | 1,076,519 | 643,711 | 77,648 | 316,080 | 39,080 | 38,128 | 550 | 344,781 | 1,000 | - | - |
| 1,579,464,586 | 2,047,035,221 | 1,156,296,404 | - | 622,419,657 | 268,319,161 | 259,688,568 | 8,586,500 | 193,411,723 | 333,200 | 14,353,790 | 617,900 |
| 638,554,425 | 830,166,614 | 415,072,562 | - | 254,968,703 | 160,125,349 | 140,967,972 | 5,505,600 | 44,113,184 | 72,750 | 6,464,166 | 340,000 |
| 586,937,879 | 731,628,575 | 444,517,453 | - | 210,341,642 | 76,769,480 | 71,521,722 | 2,162,850 | 69,022,574 | 113,300 | 4,111,121 | 172,300 |
| 193,336,712 | 254,507,524 | 154,225,306 | - | 81,219,384 | 19,062,834 | 25,872,438 | 561,500 | 33,406,854 | 69,250 | 1,882,404 | 56,600 |
| 103,965,575 | 144,816,982 | 89,540,740 | - | 47,197,531 | 8,078,711 | 13,316,831 | 235,700 | 26,243,395 | 44,800 | 1,287,655 | 32,800 |
| 38,951,538 | 56,826,345 | 34,332,667 | - | 19,379,108 | 3,114,570 | 5,535,505 | 88,100 | 11,880,616 | 19,650 | 457,392 | 12,400 |
| 11,526,881 | 17,697,463 | 11,097,210 | - | 5,805,731 | 794,523 | 1,587,870 | 22,450 | 4,483,736 | 7,250 | 98,640 | 2,600 |
| 4,481,629 | 7,801,579 | 5,154,359 | - | 2,362,420 | 284,800 | 622,200 | 7,600 | 2,669,897 | 4,500 | 27,777 | 800 |
| 1,709,947 | 3,590,140 | 2,356,108 | - | 1,145,139 | 88,893 | 264,031 | 2,700 | 1,591,468 | 1,700 | 24,635 | 400 |

第5表－2 世帯人員別、固定資産税の有無別、

| 固定資産 税額の 有無及び 世帯人数 (被保険 者数) | 後期高齢者支援金分 | | | | | | | | | | |
|--|-------------------|-------------|-------------|------------|-------------|------------|-------------------|--------------------|----------------------|-------------|-----------|
| | 保険料 (税) 調定額 | 保険料(税)算定額 | | | | | 保険料 (税) 軽減額 | 賦課限度 額を 超える額 | 賦課限度 額を超え る世帯数 | 減免等によ る額 | 減免 世帯数 |
| | | 計 | 所得割額 | 資産割額 | 均等割額 | 平等割額 | | | | | |
| 総数 | 千円 | 千円 | 千円 | 千円 | 千円 | 千円 | 千円 | 千円 | 千円 | 千円 | 千円 |
| 合計 | 612,009,620 | 774,897,357 | 434,390,893 | 10,458,337 | 239,022,488 | 91,025,643 | 93,489,851 | 64,485,793 | 347,950 | 4,754,506 | 566,600 |
| 1人 | 224,874,667 | 288,597,056 | 143,342,913 | 3,045,064 | 90,942,959 | 51,266,130 | 48,371,612 | 13,134,342 | 67,300 | 2,132,762 | 309,400 |
| 2人 | 242,563,560 | 295,017,672 | 174,674,079 | 5,240,092 | 86,470,936 | 28,632,564 | 28,038,714 | 22,969,365 | 121,100 | 1,392,020 | 159,200 |
| 3人 | 77,965,717 | 99,407,068 | 59,652,087 | 1,170,882 | 31,831,575 | 6,752,517 | 9,501,458 | 11,294,462 | 69,400 | 632,926 | 52,700 |
| 4人 | 40,995,984 | 55,239,513 | 34,079,634 | 531,822 | 17,825,464 | 2,802,594 | 4,675,100 | 9,169,560 | 45,250 | 393,979 | 29,850 |
| 5人 | 16,588,150 | 23,101,297 | 14,034,231 | 232,283 | 7,729,339 | 1,105,444 | 1,987,436 | 4,373,962 | 24,050 | 149,952 | 11,700 |
| 6人 | 5,760,627 | 8,151,905 | 5,106,031 | 136,491 | 2,593,008 | 316,374 | 576,121 | 1,779,836 | 11,350 | 34,830 | 2,550 |
| 7人 | 2,453,275 | 3,970,436 | 2,613,041 | 84,086 | 1,155,719 | 117,590 | 238,588 | 1,268,907 | 7,000 | 9,493 | 800 |
| 8人以上 | 807,638 | 1,412,410 | 888,876 | 17,617 | 473,488 | 32,429 | 100,822 | 495,358 | 2,500 | 8,544 | 400 |
| 固定資産税額の ある世帯 | | | | | | | | | | | |
| 合計 | 114,520,935 | 137,601,373 | 77,061,054 | 10,458,331 | 35,912,876 | 14,169,113 | 11,931,359 | 10,961,677 | 77,000 | 149,485 | 13,500 |
| 1人 | 26,246,158 | 32,202,938 | 15,940,674 | 3,045,061 | 7,811,481 | 5,405,723 | 4,457,102 | 1,407,223 | 8,000 | 77,406 | 8,050 |
| 2人 | 57,106,725 | 66,162,883 | 36,595,132 | 5,240,089 | 17,722,791 | 6,604,871 | 5,456,371 | 3,534,174 | 28,150 | 47,719 | 4,400 |
| 3人 | 16,374,856 | 19,777,621 | 11,992,226 | 1,170,882 | 5,303,704 | 1,310,809 | 1,256,212 | 2,126,194 | 15,300 | 17,095 | 800 |
| 4人 | 7,731,746 | 9,971,550 | 6,413,848 | 531,822 | 2,542,999 | 482,881 | 438,386 | 1,795,189 | 10,350 | 5,150 | 100 |
| 5人 | 3,919,722 | 5,079,139 | 3,228,247 | 232,283 | 1,401,331 | 217,278 | 217,294 | 940,534 | 7,050 | 1,180 | 100 |
| 6人 | 1,973,697 | 2,536,382 | 1,624,898 | 136,491 | 681,090 | 93,902 | 64,757 | 496,836 | 4,550 | 935 | 50 |
| 7人 | 938,796 | 1,561,088 | 1,078,573 | 84,086 | 355,635 | 42,794 | 30,773 | 591,457 | 2,800 | - | - |
| 8人以上 | 229,234 | 309,774 | 187,457 | 17,617 | 93,845 | 10,855 | 10,466 | 70,071 | 800 | - | - |
| 固定資産税額の ない世帯 | | | | | | | | | | | |
| 合計 | 497,488,685 | 637,295,984 | 357,329,839 | 6 | 203,109,611 | 76,856,530 | 81,558,492 | 53,524,116 | 270,950 | 4,605,021 | 553,100 |
| 1人 | 198,628,509 | 256,394,119 | 127,402,239 | 3 | 83,131,478 | 45,860,407 | 43,914,510 | 11,727,119 | 59,300 | 2,055,356 | 301,350 |
| 2人 | 185,456,835 | 228,854,789 | 138,078,948 | 3 | 68,748,145 | 22,027,694 | 22,582,343 | 19,435,191 | 92,950 | 1,344,301 | 154,800 |
| 3人 | 61,590,861 | 79,629,447 | 47,659,862 | - | 26,527,871 | 5,441,708 | 8,245,246 | 9,168,268 | 54,100 | 615,831 | 51,900 |
| 4人 | 33,264,238 | 45,267,963 | 27,665,785 | 0 | 15,282,465 | 2,319,713 | 4,236,713 | 7,374,372 | 34,900 | 388,829 | 29,750 |
| 5人 | 12,668,429 | 18,022,158 | 10,805,985 | - | 6,328,007 | 888,166 | 1,770,143 | 3,433,428 | 17,000 | 148,772 | 11,600 |
| 6人 | 3,786,931 | 5,615,524 | 3,481,133 | - | 1,911,918 | 222,472 | 511,364 | 1,283,000 | 6,800 | 33,895 | 2,500 |
| 7人 | 1,514,480 | 2,409,348 | 1,534,468 | - | 800,084 | 74,796 | 207,816 | 677,450 | 4,200 | 9,493 | 800 |
| 8人以上 | 578,404 | 1,102,637 | 701,419 | - | 379,643 | 21,574 | 90,356 | 425,288 | 1,700 | 8,544 | 400 |

保険料（税）算定状況・賦課状況 —一般世帯—（続き）

| 介護納付金分 | | | | | | | | | | |
|-------------------|-------------|-------------|-----------|------------|------------|-------------------|--------------------|----------------------|-----------|-----------|
| 保険料 （税） 調定額 | 保険料（税）算定額 | | | | | 保険料 （税） 軽減額 | 賦課限度 額を 超える額 | 賦課限度 額を超え る世帯数 | 減免等による額 | 減免 世帯数 |
| | 計 | 所得割額 | 資産割額 | 均等割額 | 平等割額 | | | | | |
| 千円 | 千円 | 千円 | 千円 | 千円 | 千円 | 千円 | 千円 | | 千円 | |
| 225,407,141 | 287,980,666 | 157,477,838 | 2,714,393 | 97,318,860 | 30,469,576 | 33,941,055 | 26,979,859 | 174,800 | 1,592,068 | 197,600 |
| 88,585,594 | 112,733,920 | 54,887,685 | 932,939 | 41,910,091 | 15,003,205 | 18,241,267 | 5,324,290 | 35,200 | 553,242 | 78,150 |
| 66,856,742 | 83,033,066 | 41,841,848 | 947,744 | 30,959,796 | 9,283,679 | 9,395,241 | 6,341,872 | 45,850 | 420,665 | 58,300 |
| 35,655,264 | 45,624,708 | 27,704,148 | 381,310 | 13,816,884 | 3,722,366 | 3,815,927 | 5,855,042 | 40,850 | 291,286 | 33,500 |
| 21,697,077 | 29,059,835 | 20,207,392 | 250,913 | 7,011,605 | 1,589,925 | 1,664,312 | 5,466,551 | 31,400 | 228,610 | 18,050 |
| 8,320,851 | 11,683,023 | 8,517,999 | 118,727 | 2,452,118 | 594,178 | 587,722 | 2,703,283 | 13,750 | 69,833 | 6,950 |
| 2,799,869 | 3,822,841 | 2,821,614 | 50,805 | 756,394 | 194,028 | 168,374 | 827,428 | 4,450 | 26,768 | 1,900 |
| 1,133,702 | 1,569,770 | 1,174,627 | 26,115 | 305,393 | 63,635 | 50,384 | 383,843 | 2,650 | 1,664 | 750 |
| 358,040 | 453,503 | 322,524 | 5,840 | 106,579 | 18,560 | 17,827 | 77,551 | 650 | - | - |
| 39,033,884 | 46,762,957 | 25,959,103 | 2,708,349 | 12,935,534 | 5,159,971 | 3,734,018 | 3,934,719 | 34,300 | 46,401 | 3,150 |
| 9,376,034 | 11,538,270 | 5,978,054 | 931,359 | 3,058,452 | 1,570,405 | 1,385,129 | 745,191 | 4,350 | 26,997 | 1,100 |
| 14,397,088 | 16,756,359 | 8,098,709 | 947,744 | 5,562,967 | 2,146,939 | 1,480,102 | 865,584 | 9,700 | 8,218 | 1,700 |
| 7,396,952 | 8,910,601 | 5,305,335 | 381,310 | 2,383,902 | 840,054 | 561,722 | 941,877 | 8,000 | 7,945 | 300 |
| 4,329,397 | 5,266,424 | 3,556,400 | 250,913 | 1,109,189 | 349,923 | 196,252 | 736,632 | 6,200 | 3,240 | 50 |
| 2,156,155 | 2,612,138 | 1,860,712 | 118,727 | 485,986 | 146,713 | 74,839 | 380,733 | 3,750 | - | - |
| 894,128 | 1,017,540 | 695,228 | 46,341 | 206,888 | 69,083 | 19,978 | 103,279 | 1,250 | - | - |
| 390,855 | 543,685 | 384,924 | 26,115 | 103,241 | 29,405 | 12,292 | 140,475 | 900 | - | - |
| 93,274 | 117,941 | 79,740 | 5,840 | 24,910 | 7,450 | 3,705 | 20,949 | 150 | - | - |
| 186,373,257 | 241,217,709 | 131,518,734 | 6,044 | 84,383,326 | 25,309,605 | 30,207,037 | 23,045,140 | 140,500 | 1,545,667 | 194,450 |
| 79,209,560 | 101,195,650 | 48,909,631 | 1,580 | 38,851,639 | 13,432,801 | 16,856,139 | 4,579,099 | 30,850 | 526,245 | 77,050 |
| 52,459,654 | 66,276,707 | 33,743,139 | - | 25,396,829 | 7,136,740 | 7,915,139 | 5,476,288 | 36,150 | 412,447 | 56,600 |
| 28,258,312 | 36,714,107 | 22,398,813 | - | 11,432,983 | 2,882,312 | 3,254,206 | 4,913,166 | 32,850 | 283,341 | 33,200 |
| 17,367,680 | 23,793,411 | 16,650,992 | - | 5,902,417 | 1,240,002 | 1,468,059 | 4,729,919 | 25,200 | 225,370 | 18,000 |
| 6,164,696 | 9,070,885 | 6,657,287 | - | 1,966,132 | 447,466 | 512,883 | 2,322,549 | 10,000 | 69,833 | 6,950 |
| 1,905,740 | 2,805,301 | 2,126,386 | 4,464 | 549,506 | 124,945 | 148,396 | 724,148 | 3,200 | 26,768 | 1,900 |
| 742,848 | 1,026,085 | 789,703 | - | 202,152 | 34,230 | 38,092 | 243,368 | 1,750 | 1,664 | 750 |
| 264,766 | 335,563 | 242,784 | - | 81,669 | 11,110 | 14,122 | 56,602 | 500 | - | - |

第5表－3 世帯人員別、固定資産税の有無別、

| 固定資産税額の有無及び世帯人数(被保険者数) | 世帯数 | 所得のある世帯数 | 所得のない世帯数 | 所得総額 | 旧ただし書方式による課税標準額 | 固定資産税額 | 保険料(税) 賦課経過措置適用世帯数 | | | | | | | |
|------------------------|---------|----------|----------|-------------|-----------------|-----------|--------------------|---------|------------|--------------------|-----------------------|-------------------|-----|--|
| | | | | | | | 旧国保被保険者合算軽減のみ | 平等割半額のみ | 平等割1/4軽減のみ | 旧国保被保険者合算軽減かつ平等割半額 | 旧国保被保険者合算軽減かつ平等割1/4軽減 | 被扶養者であった者に対する緩和措置 | その他 | |
| 総数 | | | | 千円 | 千円 | 千円 | | | | | | | | |
| 合計 | 296,900 | 235,300 | 58,000 | 314,006,761 | 237,822,918 | 4,063,015 | 5,050 | 1,100 | 100 | 1,300 | 350 | - | - | |
| 1人 | 238,100 | 180,500 | 55,700 | 206,305,786 | 153,139,127 | 2,798,946 | 4,800 | 1,100 | 100 | 1,300 | 350 | - | - | |
| 2人 | 52,050 | 48,700 | 1,750 | 96,675,655 | 76,311,019 | 1,120,719 | 200 | - | - | - | - | - | - | |
| 3人 | 5,750 | 5,100 | 550 | 9,515,928 | 7,350,609 | 119,423 | 50 | - | - | - | - | - | - | |
| 4人 | 1,000 | 1,000 | - | 1,509,392 | 1,022,163 | 23,927 | - | - | - | - | - | - | - | |
| 5人 | - | - | - | - | - | - | - | - | - | - | - | - | - | |
| 6人 | - | - | - | - | - | - | - | - | - | - | - | - | - | |
| 7人 | - | - | - | - | - | - | - | - | - | - | - | - | - | |
| 8人以上 | - | - | - | - | - | - | - | - | - | - | - | - | - | |
| 固定資産税額のある世帯 | | | | | | | | | | | | | | |
| 合計 | 59,200 | 50,950 | 7,600 | 73,431,019 | 56,681,107 | 4,063,015 | 1,100 | - | - | 200 | - | - | - | |
| 1人 | 43,450 | 36,150 | 7,100 | 45,474,085 | 34,745,482 | 2,798,946 | 1,050 | - | - | 200 | - | - | - | |
| 2人 | 13,800 | 13,050 | 350 | 25,765,921 | 20,355,316 | 1,120,719 | - | - | - | - | - | - | - | |
| 3人 | 1,800 | 1,600 | 150 | 2,009,986 | 1,465,728 | 119,423 | 50 | - | - | - | - | - | - | |
| 4人 | 150 | 150 | - | 181,027 | 114,580 | 23,927 | - | - | - | - | - | - | - | |
| 5人 | - | - | - | - | - | - | - | - | - | - | - | - | - | |
| 6人 | - | - | - | - | - | - | - | - | - | - | - | - | - | |
| 7人 | - | - | - | - | - | - | - | - | - | - | - | - | - | |
| 8人以上 | - | - | - | - | - | - | - | - | - | - | - | - | - | |
| 固定資産税額のない世帯 | | | | | | | | | | | | | | |
| 合計 | 237,700 | 184,350 | 50,400 | 240,575,743 | 181,141,811 | - | 3,950 | 1,100 | 100 | 1,100 | 350 | - | - | |
| 1人 | 194,650 | 144,350 | 48,600 | 160,831,701 | 118,393,645 | - | 3,750 | 1,100 | 100 | 1,100 | 350 | - | - | |
| 2人 | 38,250 | 35,650 | 1,400 | 70,909,735 | 55,955,703 | - | 200 | - | - | - | - | - | - | |
| 3人 | 3,950 | 3,500 | 400 | 7,505,942 | 5,884,881 | - | - | - | - | - | - | - | - | |
| 4人 | 850 | 850 | - | 1,328,365 | 907,583 | - | - | - | - | - | - | - | - | |
| 5人 | - | - | - | - | - | - | - | - | - | - | - | - | - | |
| 6人 | - | - | - | - | - | - | - | - | - | - | - | - | - | |
| 7人 | - | - | - | - | - | - | - | - | - | - | - | - | - | |
| 8人以上 | - | - | - | - | - | - | - | - | - | - | - | - | - | |

保険料（税）算定状況・賦課状況 ー退職世帯ー

| 医療給付費分 | | | | | | | | | | | |
|-------------------|------------|------------|---------|-----------|-----------|-------------------|-----------|--------------------|----------------------|-------------|-----------|
| 保険料 （税） 調定額 | 保険料（税）算定額 | | | | | 保険料 （税） 軽減額 | 軽減 世帯数 | 賦課限度 額を 超える額 | 賦課限度 額を超え る世帯数 | 減免等によ る額 | 減免 世帯数 |
| | 計 | 所得割額 | 資産割額 | 均等割額 | 平等割額 | | | | | | |
| 千円 | 千円 | 千円 | 千円 | 千円 | 千円 | 千円 | | 千円 | | 千円 | |
| 24,187,381 | 30,517,326 | 17,294,471 | 836,326 | 8,911,725 | 3,474,804 | 3,496,281 | 160,600 | 2,712,400 | 6,400 | 118,920 | 6,400 |
| 15,775,764 | 19,990,830 | 11,072,530 | 570,196 | 5,879,076 | 2,469,028 | 2,564,744 | 130,100 | 1,580,552 | 4,750 | 68,042 | 4,350 |
| 7,375,794 | 9,230,452 | 5,587,435 | 236,297 | 2,511,102 | 895,618 | 756,137 | 26,650 | 1,063,713 | 1,550 | 34,258 | 1,850 |
| 886,029 | 1,104,993 | 560,740 | 26,278 | 427,787 | 90,189 | 150,772 | 3,300 | 68,135 | 100 | - | - |
| 149,794 | 191,051 | 73,766 | 3,555 | 93,760 | 19,969 | 24,629 | 550 | - | - | 16,620 | 200 |
| - | - | - | - | - | - | - | - | - | - | - | - |
| - | - | - | - | - | - | - | - | - | - | - | - |
| - | - | - | - | - | - | - | - | - | - | - | - |
| - | - | - | - | - | - | - | - | - | - | - | - |
| 5,993,028 | 7,183,320 | 3,803,553 | 836,326 | 1,716,068 | 827,374 | 664,782 | 30,100 | 524,468 | 1,150 | 330 | 100 |
| 3,651,614 | 4,370,374 | 2,279,585 | 570,196 | 984,991 | 535,603 | 429,289 | 22,500 | 288,968 | 800 | - | - |
| 2,100,277 | 2,503,258 | 1,412,963 | 236,297 | 599,932 | 254,066 | 169,296 | 6,100 | 233,169 | 300 | 330 | 100 |
| 221,378 | 284,328 | 103,940 | 26,278 | 119,745 | 34,365 | 60,599 | 1,400 | 2,332 | 50 | - | - |
| 19,759 | 25,360 | 7,065 | 3,555 | 11,400 | 3,340 | 5,598 | 100 | - | - | - | - |
| - | - | - | - | - | - | - | - | - | - | - | - |
| - | - | - | - | - | - | - | - | - | - | - | - |
| - | - | - | - | - | - | - | - | - | - | - | - |
| - | - | - | - | - | - | - | - | - | - | - | - |
| 18,194,353 | 23,334,005 | 13,490,918 | - | 7,195,658 | 2,647,430 | 2,831,499 | 130,500 | 2,187,932 | 5,250 | 118,590 | 6,300 |
| 12,124,150 | 15,620,456 | 8,792,945 | - | 4,894,086 | 1,933,425 | 2,135,455 | 107,600 | 1,291,584 | 3,950 | 68,042 | 4,350 |
| 5,275,517 | 6,727,193 | 4,174,472 | - | 1,911,170 | 641,552 | 586,841 | 20,550 | 830,544 | 1,250 | 33,928 | 1,750 |
| 664,651 | 820,666 | 456,800 | - | 308,042 | 55,824 | 90,173 | 1,900 | 65,804 | 50 | - | - |
| 130,035 | 165,690 | 66,701 | - | 82,360 | 16,629 | 19,031 | 450 | - | - | 16,620 | 200 |
| - | - | - | - | - | - | - | - | - | - | - | - |
| - | - | - | - | - | - | - | - | - | - | - | - |
| - | - | - | - | - | - | - | - | - | - | - | - |
| - | - | - | - | - | - | - | - | - | - | - | - |

第5表－3 世帯人員別、固定資産税の有無別、

| 固定資産税額の有無及び世帯人数(被保険者数) | 後期高齢者支援金分 | | | | | | | | | | |
|------------------------|-----------|-----------|-----------|---------|-----------|---------|-----------|------------|--------------|---------|-------|
| | 保険料(税)調定額 | 保険料(税)算定額 | | | | | 保険料(税)軽減額 | 賦課限度額を超える額 | 賦課限度額を超える世帯数 | 減免等による額 | 減免世帯数 |
| | | 計 | 所得割額 | 資産割額 | 均等割額 | 平等割額 | | | | | |
| 総数 | 千円 | 千円 | 千円 | 千円 | 千円 | 千円 | 千円 | 千円 | 千円 | 千円 | 千円 |
| 合計 | 7,566,478 | 9,568,008 | 5,459,414 | 195,172 | 2,928,551 | 984,872 | 1,099,189 | 860,556 | 5,450 | 39,268 | 6,000 |
| 1人 | 4,904,860 | 6,223,007 | 3,467,847 | 132,347 | 1,923,988 | 698,825 | 803,456 | 488,886 | 3,900 | 23,895 | 4,150 |
| 2人 | 2,340,051 | 2,914,231 | 1,766,459 | 56,076 | 837,550 | 254,146 | 240,528 | 322,400 | 1,400 | 10,707 | 1,650 |
| 3人 | 277,613 | 373,767 | 203,856 | 6,145 | 137,011 | 26,756 | 46,830 | 49,269 | 150 | - | - |
| 4人 | 43,954 | 57,002 | 21,251 | 604 | 30,001 | 5,145 | 8,376 | - | - | 4,666 | 200 |
| 5人 | - | - | - | - | - | - | - | - | - | - | - |
| 6人 | - | - | - | - | - | - | - | - | - | - | - |
| 7人 | - | - | - | - | - | - | - | - | - | - | - |
| 8人以上 | - | - | - | - | - | - | - | - | - | - | - |
| 固定資産税額のある世帯 | | | | | | | | | | | |
| 合計 | 1,850,813 | 2,239,963 | 1,235,396 | 195,172 | 587,869 | 221,527 | 208,089 | 180,292 | 1,000 | 110 | 100 |
| 1人 | 1,103,936 | 1,353,303 | 747,018 | 132,347 | 332,069 | 141,870 | 131,908 | 116,989 | 550 | - | - |
| 2人 | 675,131 | 794,424 | 454,801 | 56,076 | 213,740 | 69,807 | 55,724 | 63,303 | 450 | 110 | 100 |
| 3人 | 68,321 | 86,775 | 32,530 | 6,145 | 39,060 | 9,040 | 18,426 | - | - | - | - |
| 4人 | 3,425 | 5,461 | 1,047 | 604 | 3,000 | 810 | 2,032 | - | - | - | - |
| 5人 | - | - | - | - | - | - | - | - | - | - | - |
| 6人 | - | - | - | - | - | - | - | - | - | - | - |
| 7人 | - | - | - | - | - | - | - | - | - | - | - |
| 8人以上 | - | - | - | - | - | - | - | - | - | - | - |
| 固定資産税額のない世帯 | | | | | | | | | | | |
| 合計 | 5,715,665 | 7,328,045 | 4,224,017 | - | 2,340,682 | 763,345 | 891,100 | 680,264 | 4,450 | 39,158 | 5,900 |
| 1人 | 3,800,924 | 4,869,705 | 2,720,829 | - | 1,591,920 | 556,956 | 671,548 | 371,898 | 3,350 | 23,895 | 4,150 |
| 2人 | 1,664,920 | 2,119,807 | 1,311,658 | - | 623,810 | 184,339 | 184,804 | 259,097 | 950 | 10,597 | 1,550 |
| 3人 | 209,292 | 286,992 | 171,326 | - | 97,951 | 17,716 | 28,404 | 49,269 | 150 | - | - |
| 4人 | 40,529 | 51,541 | 20,204 | - | 27,001 | 4,335 | 6,344 | - | - | 4,666 | 200 |
| 5人 | - | - | - | - | - | - | - | - | - | - | - |
| 6人 | - | - | - | - | - | - | - | - | - | - | - |
| 7人 | - | - | - | - | - | - | - | - | - | - | - |
| 8人以上 | - | - | - | - | - | - | - | - | - | - | - |

保険料（税）算定状況・賦課状況 ー退職世帯ー（続き）

| 介護納付金分 | | | | | | | | | | |
|-------------------|-----------|-----------|---------|-----------|-----------|-------------------|--------------------|----------------------|---------|-----------|
| 保険料 （税） 調定額 | 保険料（税）算定額 | | | | | 保険料 （税） 軽減額 | 賦課限度 額を 超える額 | 賦課限度 額を超え る世帯数 | 減免等による額 | 減免 世帯数 |
| | 計 | 所得割額 | 資産割額 | 均等割額 | 平等割額 | | | | | |
| 千円 | 千円 | 千円 | 千円 | 千円 | 千円 | 千円 | 千円 | | 千円 | |
| 7,100,230 | 9,105,832 | 4,503,267 | 160,611 | 3,367,103 | 1,074,852 | 1,210,668 | 756,806 | 3,950 | 35,353 | 5,750 |
| 4,762,739 | 6,129,883 | 2,872,431 | 107,781 | 2,317,269 | 832,402 | 919,205 | 421,030 | 2,650 | 24,740 | 4,050 |
| 2,077,206 | 2,641,078 | 1,445,345 | 46,623 | 933,965 | 215,146 | 248,852 | 306,504 | 1,100 | 7,997 | 1,500 |
| 229,499 | 296,612 | 168,678 | 5,748 | 98,442 | 23,743 | 37,762 | 29,272 | 200 | - | - |
| 30,786 | 38,260 | 16,813 | 460 | 17,427 | 3,561 | 4,850 | - | - | 2,616 | 200 |
| - | - | - | - | - | - | - | - | - | - | - |
| - | - | - | - | - | - | - | - | - | - | - |
| - | - | - | - | - | - | - | - | - | - | - |
| - | - | - | - | - | - | - | - | - | - | - |
| 1,629,891 | 1,989,032 | 947,197 | 160,611 | 642,789 | 238,434 | 222,308 | 135,958 | 900 | 60 | 100 |
| 999,725 | 1,240,447 | 591,662 | 107,781 | 379,101 | 161,904 | 146,664 | 93,461 | 600 | - | - |
| 571,972 | 673,324 | 328,132 | 46,623 | 230,868 | 67,701 | 59,236 | 41,888 | 250 | 60 | 100 |
| 54,902 | 70,632 | 26,324 | 5,748 | 30,080 | 8,480 | 15,077 | 609 | 50 | - | - |
| 3,293 | 4,628 | 1,079 | 460 | 2,740 | 350 | 1,332 | - | - | - | - |
| - | - | - | - | - | - | - | - | - | - | - |
| - | - | - | - | - | - | - | - | - | - | - |
| - | - | - | - | - | - | - | - | - | - | - |
| - | - | - | - | - | - | - | - | - | - | - |
| 5,470,338 | 7,116,801 | 3,556,070 | - | 2,724,314 | 836,417 | 988,360 | 620,848 | 3,050 | 35,293 | 5,650 |
| 3,763,014 | 4,889,436 | 2,280,768 | - | 1,938,169 | 670,499 | 772,541 | 327,569 | 2,050 | 24,740 | 4,050 |
| 1,505,234 | 1,967,754 | 1,117,213 | - | 703,097 | 147,445 | 189,616 | 264,616 | 850 | 7,937 | 1,400 |
| 174,597 | 225,980 | 142,355 | - | 68,362 | 15,263 | 22,685 | 28,663 | 150 | - | - |
| 27,493 | 33,632 | 15,734 | - | 14,687 | 3,211 | 3,518 | - | - | 2,616 | 200 |
| - | - | - | - | - | - | - | - | - | - | - |
| - | - | - | - | - | - | - | - | - | - | - |
| - | - | - | - | - | - | - | - | - | - | - |
| - | - | - | - | - | - | - | - | - | - | - |

第5表-4-1 世帯人員別、固定資産税の有無別、

| 固定資産税額の有無及び世帯人数(被保険者数) | 世帯数 | 所得のある世帯数 | 所得のない世帯数 | 所得総額 | 旧ただし書方式による課税標準額 | 固定資産税額 | 保険料(税) 賦課経過措置適用世帯数 | | | | | | | |
|------------------------|------------|------------|-----------|----------------|-----------------|-------------|--------------------|---------|------------|--------------------|-----------------------|-------------------|-----|--|
| | | | | | | | 旧国保被保険者合算軽減のみ | 平等割半額のみ | 平等割1/4軽減のみ | 旧国保被保険者合算軽減かつ平等割半額 | 旧国保被保険者合算軽減かつ平等割1/4軽減 | 被扶養者であった者に対する緩和措置 | その他 | |
| 総数 | | | | 千円 | 千円 | 千円 | | | | | | | | |
| 合計 | 14,961,500 | 10,670,900 | 3,405,500 | 21,249,540,537 | 17,146,594,859 | 222,660,039 | 156,500 | 49,150 | 10,850 | 67,800 | 16,400 | 500 | - | |
| 1人 | 7,855,250 | 4,567,300 | 2,745,400 | 6,385,870,722 | 5,015,782,131 | 58,469,162 | 69,200 | 47,200 | 10,650 | 66,850 | 16,200 | 400 | - | |
| 2人 | 5,080,000 | 4,444,900 | 473,000 | 9,356,222,766 | 7,489,940,590 | 117,266,501 | 62,450 | 1,800 | 200 | 950 | 200 | 100 | - | |
| 3人 | 1,247,600 | 1,013,850 | 126,050 | 2,918,605,241 | 2,410,668,864 | 27,229,399 | 14,850 | 100 | - | - | - | - | - | |
| 4人 | 521,300 | 428,250 | 45,200 | 1,596,454,535 | 1,372,772,084 | 9,934,795 | 5,500 | 50 | - | - | - | - | - | |
| 5人 | 180,050 | 148,800 | 12,850 | 625,143,215 | 541,900,566 | 5,306,222 | 2,850 | - | - | - | - | - | - | |
| 6人 | 52,050 | 46,400 | 1,550 | 229,892,009 | 197,415,685 | 2,474,932 | 1,250 | - | - | - | - | - | - | |
| 7人 | 19,150 | 16,550 | 1,100 | 113,661,045 | 98,320,708 | 1,735,856 | 250 | - | - | - | - | - | - | |
| 8人以上 | 6,100 | 4,850 | 350 | 23,691,003 | 19,794,231 | 243,174 | 150 | - | - | - | - | - | - | |
| 固定資産税額のある世帯 | | | | | | | | | | | | | | |
| 合計 | 2,384,500 | 2,010,050 | 316,300 | 4,264,669,280 | 3,418,622,723 | 222,660,039 | 45,050 | 11,100 | 3,550 | 17,800 | 4,700 | 150 | - | |
| 1人 | 842,400 | 594,650 | 232,650 | 806,419,240 | 627,583,048 | 58,469,162 | 15,350 | 10,400 | 3,350 | 17,450 | 4,600 | 150 | - | |
| 2人 | 1,174,250 | 1,087,650 | 69,300 | 2,207,940,446 | 1,736,365,449 | 117,266,501 | 21,450 | 650 | 200 | 350 | 100 | - | - | |
| 3人 | 230,450 | 204,450 | 10,500 | 642,149,729 | 529,513,137 | 27,229,399 | 5,200 | - | - | - | - | - | - | |
| 4人 | 80,500 | 71,900 | 3,050 | 313,621,662 | 270,311,001 | 9,934,795 | 1,850 | 50 | - | - | - | - | - | |
| 5人 | 34,500 | 30,950 | 600 | 156,874,457 | 136,275,242 | 5,306,222 | 900 | - | - | - | - | - | - | |
| 6人 | 14,550 | 13,150 | 100 | 80,556,838 | 69,327,033 | 2,474,932 | 250 | - | - | - | - | - | - | |
| 7人 | 6,500 | 6,100 | - | 49,296,921 | 42,637,711 | 1,735,856 | 50 | - | - | - | - | - | - | |
| 8人以上 | 1,350 | 1,200 | 100 | 7,809,989 | 6,610,101 | 243,174 | - | - | - | - | - | - | - | |
| 固定資産税額のない世帯 | | | | | | | | | | | | | | |
| 合計 | 12,577,000 | 8,660,850 | 3,089,200 | 16,984,871,257 | 13,727,972,136 | - | 111,450 | 38,050 | 7,300 | 50,000 | 11,700 | 350 | - | |
| 1人 | 7,012,850 | 3,972,650 | 2,512,750 | 5,579,451,483 | 4,388,199,082 | - | 53,850 | 36,800 | 7,300 | 49,400 | 11,600 | 250 | - | |
| 2人 | 3,905,750 | 3,357,250 | 403,700 | 7,148,282,320 | 5,753,575,140 | - | 41,000 | 1,150 | - | 600 | 100 | 100 | - | |
| 3人 | 1,017,150 | 809,400 | 115,550 | 2,276,455,513 | 1,881,155,727 | - | 9,650 | 100 | - | - | - | - | - | |
| 4人 | 440,800 | 356,350 | 42,150 | 1,282,832,873 | 1,102,461,083 | - | 3,650 | - | - | - | - | - | - | |
| 5人 | 145,550 | 117,850 | 12,250 | 468,268,759 | 405,625,324 | - | 1,950 | - | - | - | - | - | - | |
| 6人 | 37,500 | 33,250 | 1,450 | 149,335,171 | 128,088,652 | - | 1,000 | - | - | - | - | - | - | |
| 7人 | 12,650 | 10,450 | 1,100 | 64,364,124 | 55,682,997 | - | 200 | - | - | - | - | - | - | |
| 8人以上 | 4,750 | 3,650 | 250 | 15,881,015 | 13,184,131 | - | 150 | - | - | - | - | - | - | |

保険料（税）算定状況・賦課状況 — 全世界帯 — < 擬制世帯を除く >

| 医療給付費分 | | | | | | | | | | | |
|-------------------|---------------|---------------|------------|-------------|-------------|-------------------|-----------|--------------------|----------------------|------------|-----------|
| 保険料 (税) 調定額 | 保険料（税）算定額 | | | | | 保険料 (税) 軽減額 | 軽減 世帯数 | 賦課限度 額を 超える額 | 賦課限度 額を超え る世帯数 | 減免等による額 | 減免 世帯数 |
| | 計 | 所得割額 | 資産割額 | 均等割額 | 平等割額 | | | | | | |
| 千円 | 千円 | 千円 | 千円 | 千円 | 千円 | 千円 | | 千円 | | 千円 | |
| 1,728,178,663 | 2,231,203,265 | 1,276,586,742 | 47,167,178 | 633,281,112 | 274,168,235 | 271,862,698 | 8,572,500 | 219,757,899 | 397,100 | 11,272,010 | 483,000 |
| 542,104,314 | 718,909,807 | 367,025,065 | 12,380,265 | 201,742,506 | 137,761,972 | 133,577,693 | 4,891,350 | 39,424,095 | 64,700 | 3,742,112 | 214,600 |
| 752,672,067 | 924,981,243 | 550,832,661 | 24,730,753 | 251,130,742 | 98,287,090 | 85,832,478 | 2,643,350 | 82,662,465 | 144,050 | 3,762,647 | 164,100 |
| 237,694,460 | 309,066,298 | 186,484,676 | 5,729,510 | 93,540,871 | 23,311,242 | 29,298,470 | 644,850 | 40,218,703 | 85,500 | 1,842,579 | 55,550 |
| 122,875,086 | 169,054,329 | 104,727,285 | 2,039,764 | 52,755,616 | 9,531,664 | 14,445,463 | 258,750 | 30,450,481 | 55,000 | 1,278,814 | 32,550 |
| 47,379,475 | 68,533,912 | 41,586,459 | 1,223,875 | 22,053,801 | 3,669,777 | 6,000,866 | 96,750 | 14,697,634 | 26,100 | 454,342 | 12,400 |
| 16,489,241 | 24,393,391 | 15,262,416 | 547,888 | 7,503,735 | 1,079,351 | 1,744,354 | 25,800 | 6,018,565 | 12,050 | 140,756 | 2,700 |
| 6,927,162 | 12,288,767 | 8,183,608 | 445,272 | 3,248,006 | 411,881 | 661,215 | 8,400 | 4,674,148 | 7,650 | 26,127 | 700 |
| 2,036,858 | 3,975,517 | 2,484,572 | 69,851 | 1,305,836 | 115,258 | 302,159 | 3,250 | 1,611,807 | 2,050 | 24,635 | 400 |
| 356,502,023 | 434,266,348 | 233,690,251 | 47,167,178 | 101,336,196 | 52,072,725 | 37,796,324 | 1,254,550 | 39,619,590 | 92,700 | 311,979 | 8,450 |
| 73,797,906 | 91,163,501 | 41,907,820 | 12,380,265 | 18,813,205 | 18,062,212 | 13,650,283 | 520,950 | 3,592,656 | 8,550 | 109,058 | 3,400 |
| 186,929,584 | 219,654,056 | 116,653,762 | 24,730,753 | 52,491,183 | 25,778,361 | 17,778,566 | 587,800 | 14,789,777 | 34,850 | 138,205 | 4,150 |
| 51,916,835 | 64,155,306 | 37,784,710 | 5,729,510 | 15,517,314 | 5,123,771 | 4,039,874 | 99,500 | 8,155,957 | 19,350 | 39,441 | 550 |
| 23,261,500 | 30,102,548 | 19,054,491 | 2,039,764 | 7,213,055 | 1,795,238 | 1,337,756 | 27,900 | 5,484,928 | 12,400 | 17,265 | 100 |
| 11,547,001 | 15,749,865 | 9,800,552 | 1,223,875 | 3,938,729 | 786,709 | 643,976 | 12,300 | 3,555,117 | 8,350 | 3,360 | 100 |
| 5,772,465 | 7,786,872 | 4,855,847 | 547,888 | 2,045,682 | 337,456 | 208,456 | 4,100 | 1,801,997 | 5,300 | 3,810 | 100 |
| 2,718,122 | 4,822,555 | 3,162,715 | 445,272 | 1,057,910 | 156,658 | 99,286 | 1,450 | 2,004,251 | 3,150 | 840 | 50 |
| 558,611 | 831,646 | 470,355 | 69,851 | 259,120 | 32,320 | 38,128 | 550 | 234,907 | 750 | - | - |
| 1,371,676,640 | 1,796,936,917 | 1,042,896,491 | - | 531,944,916 | 222,095,511 | 234,066,374 | 7,317,950 | 180,138,309 | 304,400 | 10,960,031 | 474,550 |
| 468,306,408 | 627,746,306 | 325,117,245 | - | 182,929,301 | 119,699,760 | 119,927,410 | 4,370,400 | 35,831,440 | 56,150 | 3,633,054 | 211,200 |
| 565,742,483 | 705,327,187 | 434,178,899 | - | 198,639,559 | 72,508,729 | 68,053,912 | 2,055,550 | 67,872,689 | 109,200 | 3,624,442 | 159,950 |
| 185,777,625 | 244,910,993 | 148,699,965 | - | 78,023,557 | 18,187,471 | 25,258,597 | 545,350 | 32,062,746 | 66,150 | 1,803,138 | 55,000 |
| 99,613,586 | 138,951,782 | 85,672,795 | - | 45,542,562 | 7,736,425 | 13,107,707 | 230,850 | 24,965,553 | 42,600 | 1,261,549 | 32,450 |
| 35,832,474 | 52,784,047 | 31,785,907 | - | 18,115,072 | 2,883,068 | 5,356,890 | 84,450 | 11,142,518 | 17,750 | 450,982 | 12,300 |
| 10,716,776 | 16,606,518 | 10,406,569 | - | 5,458,053 | 741,896 | 1,535,898 | 21,700 | 4,216,568 | 6,750 | 136,946 | 2,600 |
| 4,209,041 | 7,466,212 | 5,020,893 | - | 2,190,096 | 255,223 | 561,929 | 6,950 | 2,669,897 | 4,500 | 25,287 | 650 |
| 1,478,247 | 3,143,872 | 2,014,217 | - | 1,046,716 | 82,938 | 264,031 | 2,700 | 1,376,900 | 1,300 | 24,635 | 400 |

第5表－4－1 世帯人員別、固定資産税の有無別、

| 固定資産 税額の 有無及び 世帯人数 (被保険 者数) | 後期高齢者支援金分 | | | | | | | | | | |
|--|-------------------|-------------|-------------|-----------|-------------|------------|-------------------|--------------------|----------------------|-------------|-----------|
| | 保険料 (税) 調定額 | 保険料(税)算定額 | | | | | 保険料 (税) 軽減額 | 賦課限度 額を 超える額 | 賦課限度 額を超え る世帯数 | 減免等によ る額 | 減免 世帯数 |
| | | 計 | 所得割額 | 資産割額 | 均等割額 | 平等割額 | | | | | |
| 総数 | 千円 | 千円 | 千円 | 千円 | 千円 | 千円 | 千円 | 千円 | 千円 | 千円 | 千円 |
| 合計 | 541,381,476 | 690,073,417 | 395,213,536 | 9,983,843 | 207,510,407 | 77,365,626 | 85,154,621 | 59,765,792 | 321,250 | 3,637,109 | 425,700 |
| 1人 | 167,346,283 | 220,464,756 | 112,792,848 | 2,616,703 | 65,806,363 | 39,248,843 | 41,432,412 | 10,413,175 | 54,000 | 1,210,210 | 183,350 |
| 2人 | 235,911,810 | 286,785,346 | 171,390,684 | 5,297,690 | 82,626,409 | 27,470,562 | 27,006,781 | 22,589,275 | 116,750 | 1,224,951 | 146,800 |
| 3人 | 75,285,360 | 96,061,148 | 57,665,717 | 1,141,488 | 30,748,600 | 6,505,336 | 9,319,347 | 10,839,014 | 66,150 | 605,189 | 50,850 |
| 4人 | 39,125,985 | 52,596,187 | 32,286,696 | 482,631 | 17,143,988 | 2,682,872 | 4,594,233 | 8,485,489 | 42,800 | 385,805 | 29,500 |
| 5人 | 15,296,691 | 21,512,444 | 13,045,514 | 221,313 | 7,221,655 | 1,023,961 | 1,922,231 | 4,143,690 | 22,150 | 148,182 | 11,600 |
| 6人 | 5,422,346 | 7,709,177 | 4,824,359 | 131,059 | 2,456,849 | 296,910 | 560,264 | 1,680,555 | 10,800 | 45,545 | 2,550 |
| 7人 | 2,313,814 | 3,746,456 | 2,485,104 | 77,527 | 1,075,522 | 108,304 | 218,532 | 1,205,291 | 6,750 | 8,683 | 650 |
| 8人以上 | 679,188 | 1,197,904 | 722,614 | 15,430 | 431,021 | 28,839 | 100,822 | 409,302 | 1,850 | 8,544 | 400 |
| 固定資産税額の ある世帯 | | | | | | | | | | | |
| 合計 | 108,811,838 | 130,435,631 | 72,968,027 | 9,983,836 | 34,179,357 | 13,304,412 | 11,572,393 | 9,908,857 | 72,000 | 107,257 | 8,250 |
| 1人 | 21,657,852 | 26,725,838 | 13,136,203 | 2,616,701 | 6,377,562 | 4,595,372 | 4,060,840 | 956,302 | 6,450 | 38,420 | 3,300 |
| 2人 | 57,220,361 | 66,278,794 | 36,589,339 | 5,297,687 | 17,774,899 | 6,616,869 | 5,506,193 | 3,488,199 | 27,350 | 46,076 | 4,150 |
| 3人 | 16,054,746 | 19,308,394 | 11,622,319 | 1,141,488 | 5,248,643 | 1,295,944 | 1,269,796 | 1,965,067 | 14,350 | 15,495 | 550 |
| 4人 | 7,272,024 | 9,226,046 | 5,876,364 | 482,631 | 2,410,751 | 456,300 | 423,600 | 1,524,270 | 9,700 | 5,150 | 100 |
| 5人 | 3,634,320 | 4,736,192 | 3,017,091 | 221,313 | 1,297,086 | 200,701 | 207,413 | 892,890 | 6,550 | 1,180 | 100 |
| 6人 | 1,901,051 | 2,466,632 | 1,589,721 | 131,059 | 656,610 | 89,242 | 64,119 | 500,374 | 4,500 | 935 | 50 |
| 7人 | 889,751 | 1,447,620 | 994,419 | 77,527 | 334,565 | 41,109 | 29,967 | 527,841 | 2,550 | - | - |
| 8人以上 | 181,734 | 246,116 | 142,571 | 15,430 | 79,240 | 8,875 | 10,466 | 53,913 | 550 | - | - |
| 固定資産税額の ない世帯 | | | | | | | | | | | |
| 合計 | 432,569,639 | 559,637,785 | 322,245,509 | 6 | 173,331,050 | 64,061,214 | 73,582,228 | 49,856,935 | 249,250 | 3,529,853 | 417,450 |
| 1人 | 145,688,431 | 193,738,918 | 99,656,644 | 3 | 59,428,801 | 34,653,470 | 37,371,572 | 9,456,873 | 47,550 | 1,171,790 | 180,050 |
| 2人 | 178,691,448 | 220,506,552 | 134,801,346 | 3 | 64,851,510 | 20,853,693 | 21,500,588 | 19,101,076 | 89,400 | 1,178,875 | 142,650 |
| 3人 | 59,230,614 | 76,752,754 | 46,043,399 | - | 25,499,957 | 5,209,391 | 8,049,551 | 8,873,947 | 51,800 | 589,693 | 50,300 |
| 4人 | 31,853,961 | 43,370,141 | 26,410,332 | 0 | 14,733,237 | 2,226,572 | 4,170,632 | 6,961,220 | 33,100 | 380,655 | 29,400 |
| 5人 | 11,662,372 | 16,776,252 | 10,028,423 | - | 5,924,569 | 823,260 | 1,714,819 | 3,250,800 | 15,600 | 147,002 | 11,500 |
| 6人 | 3,521,295 | 5,242,545 | 3,234,638 | - | 1,800,239 | 207,668 | 496,145 | 1,180,181 | 6,300 | 44,610 | 2,500 |
| 7人 | 1,424,063 | 2,298,836 | 1,490,684 | - | 740,957 | 67,195 | 188,565 | 677,450 | 4,200 | 8,683 | 650 |
| 8人以上 | 497,454 | 951,788 | 580,042 | - | 351,781 | 19,964 | 90,356 | 355,389 | 1,300 | 8,544 | 400 |

保険料（税）算定状況・賦課状況 ー全世帯ー 〈擬制世帯を除く〉（続き）

| 介護納付金分 | | | | | | | | | | |
|-------------------|-------------|-------------|-----------|------------|------------|-------------------|--------------------|----------------------|-----------|-----------|
| 保険料 （税） 調定額 | 保険料（税）算定額 | | | | | 保険料 （税） 軽減額 | 賦課限度 額を 超える額 | 賦課限度 額を超え る世帯数 | 減免等による額 | 減免 世帯数 |
| | 計 | 所得割額 | 資産割額 | 均等割額 | 平等割額 | | | | | |
| 千円 | 千円 | 千円 | 千円 | 千円 | 千円 | 千円 | 千円 | | 千円 | |
| 198,325,039 | 255,689,461 | 141,851,554 | 2,600,664 | 84,902,716 | 26,334,527 | 30,582,583 | 25,310,242 | 160,100 | 1,418,200 | 178,600 |
| 67,966,191 | 88,432,124 | 43,682,243 | 840,775 | 32,249,293 | 11,659,815 | 15,601,595 | 4,424,409 | 28,400 | 416,412 | 64,250 |
| 64,166,718 | 79,845,083 | 40,769,137 | 970,090 | 29,328,981 | 8,776,876 | 8,837,477 | 6,416,407 | 44,200 | 406,547 | 54,700 |
| 34,215,404 | 43,880,416 | 26,581,093 | 375,931 | 13,336,131 | 3,587,261 | 3,738,902 | 5,649,137 | 38,750 | 269,879 | 32,300 |
| 20,514,898 | 27,442,956 | 19,023,486 | 226,861 | 6,679,151 | 1,513,458 | 1,624,352 | 5,073,046 | 29,300 | 227,590 | 18,000 |
| 7,522,320 | 10,720,751 | 7,832,397 | 110,914 | 2,236,998 | 540,442 | 556,610 | 2,571,718 | 12,450 | 68,913 | 6,850 |
| 2,599,549 | 3,574,542 | 2,642,708 | 47,167 | 703,333 | 181,335 | 162,229 | 784,369 | 4,150 | 28,021 | 1,900 |
| 1,063,814 | 1,471,950 | 1,109,710 | 24,520 | 278,384 | 59,336 | 43,592 | 363,575 | 2,550 | 839 | 600 |
| 276,145 | 321,638 | 210,781 | 4,407 | 90,445 | 16,005 | 17,827 | 27,581 | 300 | - | - |
| 36,998,115 | 44,050,469 | 23,914,796 | 2,595,240 | 12,576,381 | 4,964,051 | 3,726,785 | 3,269,252 | 31,350 | 42,881 | 2,950 |
| 8,043,211 | 9,799,957 | 4,915,392 | 839,815 | 2,680,018 | 1,364,733 | 1,305,230 | 422,592 | 3,600 | 24,522 | 1,050 |
| 14,541,278 | 16,919,833 | 8,015,336 | 970,090 | 5,731,528 | 2,202,880 | 1,546,066 | 819,842 | 9,200 | 7,173 | 1,550 |
| 7,145,905 | 8,611,525 | 5,038,519 | 375,931 | 2,364,679 | 832,396 | 577,955 | 877,580 | 7,300 | 7,945 | 300 |
| 4,034,918 | 4,792,136 | 3,188,567 | 226,861 | 1,046,866 | 329,842 | 191,195 | 561,957 | 5,650 | 3,240 | 50 |
| 1,969,950 | 2,404,890 | 1,717,445 | 110,914 | 441,263 | 135,268 | 70,767 | 363,795 | 3,550 | - | - |
| 843,861 | 967,004 | 663,105 | 42,703 | 196,248 | 64,948 | 19,720 | 103,279 | 1,250 | - | - |
| 360,818 | 493,233 | 343,102 | 24,520 | 97,341 | 28,270 | 12,147 | 120,207 | 800 | - | - |
| 58,175 | 61,893 | 33,331 | 4,407 | 18,440 | 5,715 | 3,705 | - | - | - | - |
| 161,326,923 | 211,638,992 | 117,936,758 | 5,424 | 72,326,334 | 21,370,475 | 26,855,799 | 22,040,990 | 128,750 | 1,375,320 | 175,650 |
| 59,922,980 | 78,632,168 | 38,766,851 | 960 | 29,569,275 | 10,295,082 | 14,296,364 | 4,001,817 | 24,800 | 391,890 | 63,200 |
| 49,625,440 | 62,925,250 | 32,753,802 | - | 23,597,453 | 6,573,996 | 7,291,411 | 5,596,565 | 35,000 | 399,374 | 53,150 |
| 27,069,499 | 35,268,892 | 21,542,574 | - | 10,971,453 | 2,754,865 | 3,160,947 | 4,771,557 | 31,450 | 261,934 | 32,000 |
| 16,479,980 | 22,650,820 | 15,834,919 | - | 5,632,285 | 1,183,616 | 1,433,157 | 4,511,089 | 23,650 | 224,350 | 17,950 |
| 5,552,370 | 8,315,861 | 6,114,952 | - | 1,795,735 | 405,174 | 485,843 | 2,207,924 | 8,900 | 68,913 | 6,850 |
| 1,755,688 | 2,607,539 | 1,979,603 | 4,464 | 507,085 | 116,387 | 142,509 | 681,089 | 2,900 | 28,021 | 1,900 |
| 702,996 | 978,717 | 766,608 | - | 181,043 | 31,066 | 31,445 | 243,368 | 1,750 | 839 | 600 |
| 217,970 | 259,745 | 177,450 | - | 72,005 | 10,290 | 14,122 | 27,581 | 300 | - | - |

第5表-4-2 世帯人員別、固定資産税の有無別、

| 固定資産税額の有無及び世帯人数(被保険者数) | 世帯数 | 所得のある世帯数 | 所得のない世帯数 | 所得総額 | 旧ただし書方式による課税標準額 | 固定資産税額 | 保険料(税) 賦課経過措置適用世帯数 | | | | | | | |
|------------------------|-----------|-----------|----------|---------------|-----------------|------------|--------------------|---------|------------|--------------------|-----------------------|-------------------|-----|--|
| | | | | | | | 旧国保被保険者合算軽減のみ | 平等割半額のみ | 平等割1/4軽減のみ | 旧国保被保険者合算軽減かつ平等割半額 | 旧国保被保険者合算軽減かつ平等割1/4軽減 | 被扶養者であった者に対する緩和措置 | その他 | |
| 総数 | | | | 千円 | 千円 | 千円 | | | | | | | | |
| 合計 | 1,629,500 | 1,599,200 | 6,900 | 1,854,824,441 | 1,226,561,140 | 23,370,886 | 40,650 | 2,650 | 150 | 14,450 | 2,700 | 100 | - | |
| 1人 | 466,700 | 461,750 | 4,950 | 362,693,102 | 210,553,834 | 4,028,804 | 12,250 | 2,400 | 150 | 14,150 | 2,600 | - | - | |
| 2人 | 853,950 | 843,050 | 1,500 | 998,326,971 | 664,198,198 | 14,591,760 | 18,450 | 250 | - | 300 | 100 | 100 | - | |
| 3人 | 181,850 | 174,000 | 400 | 261,670,292 | 181,085,882 | 2,915,154 | 5,400 | - | - | - | - | - | - | |
| 4人 | 77,900 | 74,450 | - | 132,481,697 | 95,621,284 | 913,463 | 2,350 | - | - | - | - | - | - | |
| 5人 | 34,450 | 32,550 | - | 67,185,525 | 50,969,693 | 523,452 | 1,550 | - | - | - | - | - | - | |
| 6人 | 10,150 | 9,150 | 50 | 21,198,827 | 15,950,571 | 244,004 | 600 | - | - | - | - | - | - | |
| 7人 | 3,400 | 3,150 | - | 8,282,464 | 5,946,001 | 82,807 | 50 | - | - | - | - | - | - | |
| 8人以上 | 1,100 | 1,100 | - | 2,985,563 | 2,235,676 | 71,443 | - | - | - | - | - | - | - | |
| 固定資産税額のある世帯 | | | | | | | | | | | | | | |
| 合計 | 321,950 | 318,500 | 650 | 378,054,102 | 248,511,707 | 23,370,886 | 12,050 | 700 | 50 | 4,100 | 650 | - | - | |
| 1人 | 68,450 | 68,250 | 200 | 56,332,678 | 33,857,432 | 4,028,804 | 2,400 | 600 | 50 | 4,000 | 650 | - | - | |
| 2人 | 200,550 | 199,800 | 100 | 237,207,956 | 156,145,961 | 14,591,760 | 6,250 | 100 | - | 100 | - | - | - | |
| 3人 | 33,250 | 32,000 | 300 | 48,693,169 | 32,936,089 | 2,915,154 | 1,750 | - | - | - | - | - | - | |
| 4人 | 10,650 | 10,300 | - | 17,991,400 | 12,656,628 | 913,463 | 950 | - | - | - | - | - | - | |
| 5人 | 5,500 | 5,100 | - | 10,461,971 | 7,724,114 | 523,452 | 450 | - | - | - | - | - | - | |
| 6人 | 2,550 | 2,100 | 50 | 5,094,590 | 3,767,605 | 244,004 | 200 | - | - | - | - | - | - | |
| 7人 | 650 | 600 | - | 1,351,348 | 761,192 | 82,807 | 50 | - | - | - | - | - | - | |
| 8人以上 | 350 | 350 | - | 920,990 | 662,687 | 71,443 | - | - | - | - | - | - | - | |
| 固定資産税額のない世帯 | | | | | | | | | | | | | | |
| 合計 | 1,307,550 | 1,280,700 | 6,250 | 1,476,770,339 | 978,049,433 | - | 28,600 | 1,950 | 100 | 10,350 | 2,050 | 100 | - | |
| 1人 | 398,250 | 393,500 | 4,750 | 306,360,424 | 176,696,402 | - | 9,850 | 1,800 | 100 | 10,150 | 1,950 | - | - | |
| 2人 | 653,400 | 643,250 | 1,400 | 761,119,015 | 508,052,237 | - | 12,200 | 150 | - | 200 | 100 | 100 | - | |
| 3人 | 148,600 | 142,000 | 100 | 212,977,122 | 148,149,793 | - | 3,650 | - | - | - | - | - | - | |
| 4人 | 67,250 | 64,150 | - | 114,490,297 | 82,964,657 | - | 1,400 | - | - | - | - | - | - | |
| 5人 | 28,950 | 27,450 | - | 56,723,554 | 43,245,579 | - | 1,100 | - | - | - | - | - | - | |
| 6人 | 7,600 | 7,050 | - | 16,104,236 | 12,182,967 | - | 400 | - | - | - | - | - | - | |
| 7人 | 2,750 | 2,550 | - | 6,931,117 | 5,184,810 | - | - | - | - | - | - | - | - | |
| 8人以上 | 750 | 750 | - | 2,064,573 | 1,572,989 | - | - | - | - | - | - | - | - | |

保険料（税）算定状況・賦課状況 ー全世界帯ー 〈擬制世帯を除く〉

(再掲) 2割軽減世帯

| 医療給付費分 | | | | | | | | | | | |
|-------------------|-------------|------------|-----------|------------|------------|-------------------|-----------|--------------------|----------------------|-----------|-----------|
| 保険料 (税) 調定額 | 保険料（税）算定額 | | | | | 保険料 (税) 軽減額 | 軽減 世帯数 | 賦課限度 額を 超える額 | 賦課限度 額を超え る世帯数 | 減免等による額 | 減免 世帯数 |
| | 計 | 所得割額 | 資産割額 | 均等割額 | 平等割額 | | | | | | |
| 千円 | 千円 | 千円 | 千円 | 千円 | 千円 | 千円 | | 千円 | | 千円 | |
| 186,034,047 | 210,145,123 | 92,763,967 | 4,909,654 | 81,290,342 | 31,181,161 | 22,496,170 | 1,629,500 | 24,514 | 150 | 1,572,836 | 81,100 |
| 32,385,934 | 36,679,236 | 15,657,304 | 848,065 | 11,914,027 | 8,259,840 | 4,035,055 | 466,700 | - | - | 253,785 | 20,500 |
| 99,239,168 | 111,641,935 | 49,807,060 | 3,053,218 | 41,729,649 | 17,052,008 | 11,757,456 | 853,950 | 20,728 | 100 | 614,825 | 37,550 |
| 27,799,083 | 31,467,249 | 13,918,480 | 599,911 | 13,526,287 | 3,422,570 | 3,390,029 | 181,850 | - | - | 276,186 | 11,150 |
| 14,634,202 | 16,736,728 | 7,390,664 | 194,763 | 7,693,701 | 1,457,600 | 1,830,343 | 77,900 | - | - | 271,391 | 8,250 |
| 7,901,823 | 9,007,220 | 4,017,873 | 109,541 | 4,178,325 | 701,481 | 976,045 | 34,450 | - | - | 128,952 | 3,000 |
| 2,676,573 | 3,034,433 | 1,309,011 | 57,616 | 1,475,252 | 192,554 | 333,601 | 10,150 | - | - | 24,110 | 450 |
| 1,017,082 | 1,145,354 | 500,546 | 21,545 | 550,441 | 72,822 | 124,651 | 3,400 | - | - | 3,587 | 200 |
| 380,182 | 432,968 | 163,028 | 24,995 | 222,660 | 22,285 | 48,989 | 1,100 | 3,786 | 50 | - | - |
| 39,286,035 | 43,718,573 | 16,991,040 | 4,909,654 | 14,818,798 | 6,999,081 | 4,363,796 | 321,950 | 24,514 | 150 | 39,240 | 1,600 |
| 5,520,560 | 6,120,051 | 2,282,895 | 848,065 | 1,545,599 | 1,443,492 | 597,844 | 68,450 | - | - | 600 | 100 |
| 24,283,682 | 27,023,112 | 10,550,559 | 3,053,218 | 9,019,936 | 4,399,399 | 2,684,029 | 200,550 | 20,728 | 100 | 31,470 | 1,300 |
| 5,260,568 | 5,848,811 | 2,310,140 | 599,911 | 2,211,827 | 726,934 | 587,784 | 33,250 | - | - | - | - |
| 2,003,040 | 2,235,324 | 879,859 | 194,763 | 934,056 | 226,646 | 232,140 | 10,650 | - | - | - | - |
| 1,251,774 | 1,402,479 | 556,632 | 109,541 | 613,850 | 122,455 | 147,261 | 5,500 | - | - | 3,360 | 100 |
| 683,051 | 765,907 | 313,271 | 57,616 | 336,660 | 58,360 | 79,004 | 2,550 | - | - | 3,810 | 100 |
| 164,722 | 185,988 | 58,164 | 21,545 | 92,470 | 13,810 | 21,256 | 650 | - | - | - | - |
| 118,638 | 136,901 | 39,521 | 24,995 | 64,400 | 7,985 | 14,477 | 350 | 3,786 | 50 | - | - |
| 146,748,012 | 166,426,551 | 75,772,926 | - | 66,471,544 | 24,182,080 | 18,132,374 | 1,307,550 | - | - | 1,533,596 | 79,500 |
| 26,865,374 | 30,559,184 | 13,374,409 | - | 10,368,428 | 6,816,348 | 3,437,211 | 398,250 | - | - | 253,185 | 20,400 |
| 74,955,486 | 84,618,823 | 39,256,501 | - | 32,709,714 | 12,652,609 | 9,073,426 | 653,400 | - | - | 583,355 | 36,250 |
| 22,538,515 | 25,618,437 | 11,608,341 | - | 11,314,460 | 2,695,636 | 2,802,245 | 148,600 | - | - | 276,186 | 11,150 |
| 12,631,162 | 14,501,405 | 6,510,805 | - | 6,759,645 | 1,230,954 | 1,598,203 | 67,250 | - | - | 271,391 | 8,250 |
| 6,650,049 | 7,604,742 | 3,461,241 | - | 3,564,475 | 579,026 | 828,784 | 28,950 | - | - | 125,592 | 2,900 |
| 1,993,522 | 2,268,526 | 995,741 | - | 1,138,592 | 134,194 | 254,597 | 7,600 | - | - | 20,300 | 350 |
| 852,361 | 959,366 | 442,382 | - | 457,971 | 59,012 | 103,395 | 2,750 | - | - | 3,587 | 200 |
| 261,544 | 296,067 | 123,507 | - | 158,260 | 14,300 | 34,512 | 750 | - | - | - | - |

第5表－4－2 世帯人員別、固定資産税の有無別、

| 固定資産 税額の 有無及び 世帯人数 (被保険 者数) | 後期高齢者支援金分 | | | | | | | | | | |
|--|-------------------|------------|------------|-----------|------------|-----------|-------------------|--------------------|----------------------|-------------|-----------|
| | 保険料 (税) 調定額 | 保険料(税)算定額 | | | | | 保険料 (税) 軽減額 | 賦課限度 額を 超える額 | 賦課限度 額を超え る世帯数 | 減免等によ る額 | 減免 世帯数 |
| | | 計 | 所得割額 | 資産割額 | 均等割額 | 平等割額 | | | | | |
| 総数 | 千円 | 千円 | 千円 | 千円 | 千円 | 千円 | 千円 | 千円 | 千円 | 千円 | 千円 |
| 合計 | 57,920,762 | 65,546,684 | 28,897,806 | 1,176,297 | 26,645,891 | 8,826,683 | 7,096,332 | 7,241 | 200 | 504,669 | 76,450 |
| 1人 | 9,913,944 | 11,241,773 | 4,833,941 | 203,440 | 3,858,575 | 2,345,818 | 1,241,192 | - | - | 82,211 | 19,250 |
| 2人 | 30,928,671 | 34,840,826 | 15,606,033 | 731,393 | 13,663,347 | 4,840,054 | 3,701,793 | 6,456 | 100 | 194,103 | 34,850 |
| 3人 | 8,731,713 | 9,909,290 | 4,322,640 | 140,865 | 4,481,472 | 964,306 | 1,089,412 | - | - | 86,278 | 10,750 |
| 4人 | 4,613,961 | 5,296,336 | 2,289,811 | 47,483 | 2,556,810 | 402,232 | 591,865 | - | - | 89,612 | 8,000 |
| 5人 | 2,464,428 | 2,817,075 | 1,242,445 | 27,192 | 1,353,564 | 193,874 | 309,566 | - | - | 42,604 | 3,000 |
| 6人 | 834,318 | 950,462 | 397,659 | 17,121 | 483,019 | 52,663 | 107,139 | - | - | 8,855 | 400 |
| 7人 | 312,585 | 352,842 | 151,659 | 5,070 | 175,265 | 20,849 | 39,220 | - | - | 1,005 | 200 |
| 8人以上 | 121,141 | 138,079 | 53,618 | 3,734 | 73,840 | 6,888 | 16,146 | 785 | 100 | - | - |
| 固定資産税額の ある世帯 | | | | | | | | | | | |
| 合計 | 11,899,774 | 13,283,266 | 5,314,492 | 1,176,297 | 4,954,067 | 1,838,410 | 1,358,966 | 6,456 | 100 | 13,110 | 1,550 |
| 1人 | 1,623,626 | 1,803,165 | 708,123 | 203,440 | 508,933 | 382,669 | 178,361 | - | - | 210 | 100 |
| 2人 | 7,369,426 | 8,223,772 | 3,324,955 | 731,393 | 3,012,653 | 1,154,771 | 833,831 | 6,456 | 100 | 10,785 | 1,300 |
| 3人 | 1,606,133 | 1,794,757 | 713,364 | 140,865 | 749,755 | 190,773 | 188,189 | - | - | - | - |
| 4人 | 624,576 | 700,969 | 272,237 | 47,483 | 322,356 | 58,893 | 76,250 | - | - | - | - |
| 5人 | 381,447 | 428,853 | 170,922 | 27,192 | 200,600 | 30,140 | 46,148 | - | - | 1,180 | 100 |
| 6人 | 208,209 | 233,626 | 94,335 | 17,121 | 106,710 | 15,459 | 24,434 | - | - | 935 | 50 |
| 7人 | 49,755 | 56,733 | 16,843 | 5,070 | 31,500 | 3,320 | 6,964 | - | - | - | - |
| 8人以上 | 36,602 | 41,391 | 13,712 | 3,734 | 21,560 | 2,385 | 4,789 | - | - | - | - |
| 固定資産税額の ない世帯 | | | | | | | | | | | |
| 合計 | 46,020,988 | 52,263,418 | 23,583,314 | - | 21,691,824 | 6,988,273 | 5,737,367 | 785 | 100 | 491,558 | 74,900 |
| 1人 | 8,290,318 | 9,438,608 | 4,125,818 | - | 3,349,642 | 1,963,149 | 1,062,831 | - | - | 82,001 | 19,150 |
| 2人 | 23,559,245 | 26,617,055 | 12,281,078 | - | 10,650,694 | 3,685,283 | 2,867,962 | - | - | 183,318 | 33,550 |
| 3人 | 7,125,580 | 8,114,533 | 3,609,276 | - | 3,731,717 | 773,532 | 901,223 | - | - | 86,278 | 10,750 |
| 4人 | 3,989,385 | 4,595,367 | 2,017,574 | - | 2,234,454 | 343,339 | 515,615 | - | - | 89,612 | 8,000 |
| 5人 | 2,082,982 | 2,388,222 | 1,071,523 | - | 1,152,964 | 163,734 | 263,418 | - | - | 41,424 | 2,900 |
| 6人 | 626,109 | 716,836 | 303,324 | - | 376,309 | 37,204 | 82,705 | - | - | 7,920 | 350 |
| 7人 | 262,830 | 296,109 | 134,816 | - | 143,765 | 17,529 | 32,256 | - | - | 1,005 | 200 |
| 8人以上 | 84,539 | 96,688 | 39,906 | - | 52,280 | 4,503 | 11,357 | 785 | 100 | - | - |

保険料（税）算定状況・賦課状況 ー全世界帯ー 〈擬制世帯を除く〉（続き）
 （再掲） 2割軽減世帯

| 介護納付金分 | | | | | | | | | | |
|-------------------|------------|-----------|---------|-----------|-----------|-------------------|--------------------|----------------------|-------------|-----------|
| 保険料 （税） 調定額 | 保険料（税）算定額 | | | | | 保険料 （税） 軽減額 | 賦課限度 額を 超える額 | 賦課限度 額を超え る世帯数 | 減免等によ る額 | 減免 世帯数 |
| | 計 | 所得割額 | 資産割額 | 均等割額 | 平等割額 | | | | | |
| 千円 | 千円 | 千円 | 千円 | 千円 | 千円 | 千円 | 千円 | | 千円 | |
| 16,072,914 | 18,568,919 | 6,884,045 | 199,495 | 8,736,149 | 2,749,231 | 2,297,501 | - | - | 192,012 | 30,650 |
| 3,127,562 | 3,618,325 | 1,290,610 | 50,971 | 1,641,392 | 635,353 | 455,439 | - | - | 33,770 | 6,950 |
| 6,000,504 | 7,040,087 | 2,033,997 | 76,032 | 3,708,161 | 1,221,897 | 986,202 | - | - | 50,616 | 9,800 |
| 3,373,080 | 3,880,604 | 1,489,414 | 29,504 | 1,832,601 | 529,084 | 472,436 | - | - | 33,808 | 6,750 |
| 2,060,927 | 2,351,292 | 1,129,913 | 19,722 | 977,146 | 224,511 | 240,360 | - | - | 49,477 | 4,900 |
| 990,597 | 1,103,691 | 623,522 | 15,798 | 370,887 | 93,484 | 92,893 | - | - | 19,945 | 1,700 |
| 350,593 | 388,339 | 214,516 | 5,248 | 138,186 | 30,389 | 33,716 | - | - | 3,945 | 350 |
| 125,577 | 138,543 | 74,676 | 1,379 | 52,180 | 10,308 | 12,497 | - | - | 451 | 200 |
| 44,074 | 48,039 | 27,397 | 841 | 15,595 | 4,205 | 3,960 | - | - | - | - |
| 2,730,304 | 3,132,066 | 942,906 | 199,495 | 1,416,730 | 572,935 | 397,982 | - | - | 2,250 | 250 |
| 423,527 | 478,291 | 155,014 | 50,971 | 174,487 | 97,820 | 54,469 | - | - | - | - |
| 1,218,569 | 1,424,408 | 334,376 | 76,032 | 725,705 | 288,296 | 202,827 | - | - | 2,250 | 250 |
| 518,293 | 596,429 | 177,784 | 29,504 | 277,852 | 111,291 | 77,842 | - | - | - | - |
| 274,395 | 307,590 | 122,358 | 19,722 | 126,220 | 39,290 | 33,102 | - | - | - | - |
| 185,276 | 203,336 | 97,523 | 15,798 | 68,275 | 21,740 | 18,003 | - | - | - | - |
| 80,940 | 89,194 | 42,785 | 5,248 | 31,182 | 9,979 | 8,232 | - | - | - | - |
| 22,224 | 25,001 | 9,777 | 1,379 | 10,760 | 3,085 | 2,769 | - | - | - | - |
| 7,079 | 7,816 | 3,290 | 841 | 2,250 | 1,435 | 737 | - | - | - | - |
| 13,342,611 | 15,436,854 | 5,941,139 | - | 7,319,419 | 2,176,296 | 1,899,520 | - | - | 189,762 | 30,400 |
| 2,704,036 | 3,140,035 | 1,135,596 | - | 1,466,905 | 537,533 | 400,970 | - | - | 33,770 | 6,950 |
| 4,781,934 | 5,615,679 | 1,699,621 | - | 2,982,456 | 933,601 | 783,374 | - | - | 48,366 | 9,550 |
| 2,854,788 | 3,284,174 | 1,311,631 | - | 1,554,750 | 417,794 | 394,593 | - | - | 33,808 | 6,750 |
| 1,786,532 | 2,043,702 | 1,007,555 | - | 850,926 | 185,221 | 207,258 | - | - | 49,477 | 4,900 |
| 805,321 | 900,355 | 525,999 | - | 302,612 | 71,744 | 74,890 | - | - | 19,945 | 1,700 |
| 269,653 | 299,145 | 171,730 | - | 107,004 | 20,410 | 25,484 | - | - | 3,945 | 350 |
| 103,353 | 113,542 | 64,899 | - | 41,420 | 7,223 | 9,728 | - | - | 451 | 200 |
| 36,994 | 40,222 | 24,107 | - | 13,345 | 2,770 | 3,223 | - | - | - | - |

第5表-4-3 世帯人員別、固定資産税の有無別、

| 固定資産税額の有無及び世帯人数(被保険者数) | 世帯数 | 所得のある世帯数 | 所得のない世帯数 | 所得総額 | 旧ただし書方式による課税標準額 | 固定資産税額 | 保険料(税) 賦課経過措置適用世帯数 | | | | | | | |
|------------------------|-----------|-----------|----------|---------------|-----------------|------------|--------------------|---------|------------|--------------------|-----------------------|-------------------|-----|--|
| | | | | | | | 旧国保被保険者合算軽減のみ | 平等割半額のみ | 平等割1/4軽減のみ | 旧国保被保険者合算軽減かつ平等割半額 | 旧国保被保険者合算軽減かつ平等割1/4軽減 | 被扶養者であった者に対する緩和措置 | その他 | |
| 総数 | | | | 千円 | 千円 | 千円 | | | | | | | | |
| 合計 | 2,015,400 | 1,972,300 | 13,600 | 1,328,395,070 | 620,905,356 | 26,037,803 | 52,550 | 2,450 | 50 | 25,600 | 4,250 | 50 | - | |
| 1人 | 711,500 | 704,650 | 6,850 | 363,495,538 | 131,776,447 | 5,548,463 | 16,950 | 2,350 | 50 | 25,250 | 4,250 | 50 | - | |
| 2人 | 905,000 | 890,950 | 4,600 | 640,071,050 | 313,540,427 | 16,064,899 | 25,850 | 100 | - | 350 | - | - | - | |
| 3人 | 240,350 | 227,150 | 1,100 | 179,541,829 | 92,330,157 | 2,954,567 | 5,450 | - | - | - | - | - | - | |
| 4人 | 102,900 | 96,450 | 450 | 87,861,621 | 48,900,170 | 848,861 | 2,350 | - | - | - | - | - | - | |
| 5人 | 39,950 | 38,000 | 600 | 38,732,105 | 22,706,703 | 363,998 | 1,000 | - | - | - | - | - | - | |
| 6人 | 11,350 | 10,900 | - | 12,603,074 | 7,677,096 | 154,731 | 650 | - | - | - | - | - | - | |
| 7人 | 3,000 | 2,850 | - | 4,509,991 | 2,924,805 | 94,855 | 200 | - | - | - | - | - | - | |
| 8人以上 | 1,350 | 1,350 | - | 1,579,862 | 1,049,552 | 7,430 | 100 | - | - | - | - | - | - | |
| 固定資産税額のある世帯 | | | | | | | | | | | | | | |
| 合計 | 387,350 | 381,750 | 2,700 | 269,914,444 | 129,538,551 | 26,037,803 | 17,250 | 350 | 50 | 7,750 | 1,800 | 50 | - | |
| 1人 | 98,050 | 97,050 | 1,000 | 53,543,908 | 21,630,107 | 5,548,463 | 4,150 | 300 | 50 | 7,650 | 1,800 | 50 | - | |
| 2人 | 229,450 | 226,800 | 1,300 | 164,333,202 | 80,063,132 | 16,064,899 | 9,800 | 50 | - | 100 | - | - | - | |
| 3人 | 41,250 | 39,900 | 150 | 33,795,131 | 17,672,467 | 2,954,567 | 2,150 | - | - | - | - | - | - | |
| 4人 | 11,150 | 10,800 | 200 | 10,462,330 | 5,966,740 | 848,861 | 650 | - | - | - | - | - | - | |
| 5人 | 5,200 | 5,000 | 50 | 5,108,894 | 2,712,258 | 363,998 | 450 | - | - | - | - | - | - | |
| 6人 | 1,350 | 1,300 | - | 1,356,024 | 736,778 | 154,731 | 50 | - | - | - | - | - | - | |
| 7人 | 800 | 800 | - | 1,269,955 | 745,068 | 94,855 | - | - | - | - | - | - | - | |
| 8人以上 | 100 | 100 | - | 45,000 | 12,000 | 7,430 | - | - | - | - | - | - | - | |
| 固定資産税額のない世帯 | | | | | | | | | | | | | | |
| 合計 | 1,628,050 | 1,590,550 | 10,900 | 1,058,480,626 | 491,366,805 | - | 35,300 | 2,100 | - | 17,850 | 2,450 | - | - | |
| 1人 | 613,450 | 607,600 | 5,850 | 309,951,630 | 110,146,339 | - | 12,800 | 2,050 | - | 17,600 | 2,450 | - | - | |
| 2人 | 675,550 | 664,150 | 3,300 | 475,737,848 | 233,477,295 | - | 16,050 | 50 | - | 250 | - | - | - | |
| 3人 | 199,100 | 187,250 | 950 | 145,746,697 | 74,657,690 | - | 3,300 | - | - | - | - | - | - | |
| 4人 | 91,750 | 85,650 | 250 | 77,399,291 | 42,933,430 | - | 1,700 | - | - | - | - | - | - | |
| 5人 | 34,750 | 33,000 | 550 | 33,623,211 | 19,994,445 | - | 550 | - | - | - | - | - | - | |
| 6人 | 10,000 | 9,600 | - | 11,247,050 | 6,940,317 | - | 600 | - | - | - | - | - | - | |
| 7人 | 2,200 | 2,050 | - | 3,240,037 | 2,179,737 | - | 200 | - | - | - | - | - | - | |
| 8人以上 | 1,250 | 1,250 | - | 1,534,862 | 1,037,552 | - | 100 | - | - | - | - | - | - | |

保険料（税）算定状況・賦課状況 ー全世帯ー 〈擬制世帯を除く〉

(再掲) 5割軽減世帯

| 医療給付費分 | | | | | | | | | | | |
|-------------------|-------------|------------|-----------|------------|------------|-------------------|-----------|--------------------|----------------------|-----------|-----------|
| 保険料 (税) 調定額 | 保険料（税）算定額 | | | | | 保険料 (税) 軽減額 | 軽減 世帯数 | 賦課限度 額を 超える額 | 賦課限度 額を超え る世帯数 | 減免等による額 | 減免 世帯数 |
| | 計 | 所得割額 | 資産割額 | 均等割額 | 平等割額 | | | | | | |
| 千円 | 千円 | 千円 | 千円 | 千円 | 千円 | 千円 | | 千円 | | 千円 | |
| 119,498,798 | 189,011,009 | 46,953,174 | 5,571,651 | 96,997,882 | 39,488,304 | 68,221,573 | 2,015,400 | 15,239 | 100 | 1,253,444 | 102,250 |
| 26,281,699 | 41,880,048 | 9,840,568 | 1,159,132 | 17,938,455 | 12,941,892 | 15,435,775 | 711,500 | - | - | 155,466 | 28,550 |
| 57,665,870 | 89,345,760 | 23,395,338 | 3,473,826 | 43,932,123 | 18,544,474 | 31,226,529 | 905,000 | 15,239 | 100 | 427,731 | 42,150 |
| 18,844,393 | 30,376,198 | 7,231,610 | 627,988 | 17,709,031 | 4,807,570 | 11,253,748 | 240,350 | - | - | 275,187 | 17,500 |
| 9,907,518 | 16,236,650 | 3,811,391 | 180,056 | 10,216,044 | 2,029,158 | 6,122,474 | 102,900 | - | - | 205,630 | 8,750 |
| 4,531,325 | 7,491,350 | 1,754,480 | 79,442 | 4,800,144 | 857,285 | 2,828,791 | 39,950 | - | - | 130,815 | 4,150 |
| 1,586,367 | 2,534,233 | 627,824 | 35,505 | 1,646,566 | 224,338 | 935,483 | 11,350 | - | - | 12,281 | 300 |
| 477,019 | 768,647 | 213,061 | 14,217 | 478,003 | 63,366 | 269,906 | 3,000 | - | - | 21,700 | 450 |
| 204,606 | 378,124 | 78,902 | 1,486 | 277,516 | 20,220 | 148,868 | 1,350 | - | - | 24,635 | 400 |
| 27,327,209 | 40,250,788 | 8,934,611 | 5,571,651 | 17,264,735 | 8,479,793 | 12,859,418 | 387,350 | 15,239 | 100 | 42,693 | 2,050 |
| 4,783,806 | 6,931,609 | 1,487,869 | 1,159,132 | 2,216,868 | 2,067,740 | 2,140,464 | 98,050 | - | - | 5,603 | 400 |
| 16,620,231 | 24,347,876 | 5,472,554 | 3,473,826 | 10,334,856 | 5,066,641 | 7,693,105 | 229,450 | 15,239 | 100 | 15,785 | 1,250 |
| 3,708,048 | 5,575,717 | 1,250,186 | 627,988 | 2,775,208 | 922,335 | 1,845,684 | 41,250 | - | - | 21,305 | 400 |
| 1,232,766 | 1,870,714 | 414,509 | 180,056 | 1,021,903 | 254,247 | 637,800 | 11,150 | - | - | - | - |
| 626,827 | 974,572 | 199,881 | 79,442 | 578,055 | 117,195 | 347,625 | 5,200 | - | - | - | - |
| 195,635 | 301,609 | 54,185 | 35,505 | 182,880 | 29,040 | 105,960 | 1,350 | - | - | - | - |
| 146,796 | 224,840 | 54,564 | 14,217 | 135,765 | 20,295 | 78,030 | 800 | - | - | - | - |
| 13,100 | 23,850 | 864 | 1,486 | 19,200 | 2,300 | 10,750 | 100 | - | - | - | - |
| 92,171,589 | 148,760,221 | 38,018,562 | - | 79,733,148 | 31,008,511 | 55,362,155 | 1,628,050 | - | - | 1,210,751 | 100,200 |
| 21,497,893 | 34,948,439 | 8,352,700 | - | 15,721,587 | 10,874,152 | 13,295,312 | 613,450 | - | - | 149,863 | 28,150 |
| 41,045,639 | 64,997,884 | 17,922,784 | - | 33,597,266 | 13,477,834 | 23,533,424 | 675,550 | - | - | 411,946 | 40,900 |
| 15,136,346 | 24,800,481 | 5,981,424 | - | 14,933,823 | 3,885,235 | 9,408,064 | 199,100 | - | - | 253,882 | 17,100 |
| 8,674,752 | 14,365,936 | 3,396,883 | - | 9,194,142 | 1,774,911 | 5,484,674 | 91,750 | - | - | 205,630 | 8,750 |
| 3,904,498 | 6,516,778 | 1,554,599 | - | 4,222,089 | 740,090 | 2,481,166 | 34,750 | - | - | 130,815 | 4,150 |
| 1,390,732 | 2,232,624 | 573,639 | - | 1,463,686 | 195,298 | 829,523 | 10,000 | - | - | 12,281 | 300 |
| 330,223 | 543,806 | 158,497 | - | 342,238 | 43,071 | 191,876 | 2,200 | - | - | 21,700 | 450 |
| 191,506 | 354,274 | 78,038 | - | 258,316 | 17,920 | 138,118 | 1,250 | - | - | 24,635 | 400 |

第5表－4－3 世帯人員別、固定資産税の有無別、

| 固定資産 税額の 有無及び 世帯人数 (被保険 者数) | 後期高齢者支援金分 | | | | | | | | | | |
|--|-------------------|------------|------------|-----------|------------|------------|-------------------|--------------------|----------------------|-------------|-----------|
| | 保険料 (税) 調定額 | 保険料(税)算定額 | | | | | 保険料 (税) 軽減額 | 賦課限度 額を 超える額 | 賦課限度 額を超え る世帯数 | 減免等に よる額 | 減免 世帯数 |
| | | 計 | 所得割額 | 資産割額 | 均等割額 | 平等割額 | | | | | |
| 総数 | 千円 | 千円 | 千円 | 千円 | 千円 | 千円 | 千円 | 千円 | 千円 | 千円 | 千円 |
| 合計 | 37,035,064 | 58,926,896 | 14,676,165 | 1,250,265 | 31,780,986 | 11,219,482 | 21,492,024 | - | - | 377,830 | 85,200 |
| 1人 | 8,063,502 | 12,901,385 | 3,065,305 | 264,196 | 5,883,987 | 3,687,897 | 4,784,716 | - | - | 45,826 | 24,100 |
| 2人 | 17,805,040 | 27,783,424 | 7,315,532 | 769,109 | 14,463,807 | 5,234,976 | 9,845,044 | - | - | 123,073 | 33,850 |
| 3人 | 5,895,556 | 9,548,437 | 2,276,018 | 141,852 | 5,754,621 | 1,375,947 | 3,563,053 | - | - | 87,067 | 15,550 |
| 4人 | 3,086,914 | 5,083,900 | 1,172,624 | 41,369 | 3,282,556 | 587,351 | 1,934,823 | - | - | 61,068 | 7,100 |
| 5人 | 1,448,022 | 2,399,143 | 557,231 | 21,171 | 1,575,597 | 245,143 | 910,398 | - | - | 40,339 | 3,450 |
| 6人 | 508,704 | 821,209 | 196,678 | 8,178 | 550,316 | 66,037 | 308,176 | - | - | 4,234 | 300 |
| 7人 | 157,053 | 258,319 | 66,575 | 4,017 | 170,381 | 17,346 | 93,561 | - | - | 7,678 | 450 |
| 8人以上 | 70,274 | 131,080 | 26,203 | 372 | 99,720 | 4,785 | 52,253 | - | - | 8,544 | 400 |
| 固定資産税額の ある世帯 | | | | | | | | | | | |
| 合計 | 8,000,214 | 11,986,492 | 2,794,142 | 1,250,262 | 5,749,253 | 2,192,834 | 3,966,343 | - | - | 13,774 | 2,050 |
| 1人 | 1,359,099 | 1,997,041 | 463,483 | 264,194 | 736,437 | 532,928 | 634,208 | - | - | 1,975 | 400 |
| 2人 | 4,857,198 | 7,243,365 | 1,713,461 | 769,109 | 3,440,263 | 1,320,533 | 2,377,838 | - | - | 4,855 | 1,250 |
| 3人 | 1,117,070 | 1,708,594 | 395,950 | 141,852 | 939,936 | 230,856 | 583,908 | - | - | 6,944 | 400 |
| 4人 | 370,806 | 572,128 | 128,022 | 41,369 | 337,923 | 64,814 | 201,177 | - | - | - | - |
| 5人 | 194,442 | 304,734 | 63,188 | 21,171 | 191,875 | 28,499 | 110,200 | - | - | - | - |
| 6人 | 54,270 | 86,794 | 13,596 | 8,178 | 56,310 | 8,710 | 32,510 | - | - | - | - |
| 7人 | 43,230 | 66,237 | 16,215 | 4,017 | 40,110 | 5,895 | 23,003 | - | - | - | - |
| 8人以上 | 4,100 | 7,600 | 228 | 372 | 6,400 | 600 | 3,500 | - | - | - | - |
| 固定資産税額の ない世帯 | | | | | | | | | | | |
| 合計 | 29,034,850 | 46,940,405 | 11,882,023 | 3 | 26,031,732 | 9,026,648 | 17,525,681 | - | - | 364,056 | 83,150 |
| 1人 | 6,704,403 | 10,904,344 | 2,601,823 | 3 | 5,147,550 | 3,154,969 | 4,150,508 | - | - | 43,852 | 23,700 |
| 2人 | 12,947,842 | 20,540,058 | 5,602,071 | - | 11,023,544 | 3,914,443 | 7,467,206 | - | - | 118,218 | 32,600 |
| 3人 | 4,778,485 | 7,839,843 | 1,880,068 | - | 4,814,684 | 1,145,091 | 2,979,145 | - | - | 80,123 | 15,150 |
| 4人 | 2,716,108 | 4,511,772 | 1,044,601 | - | 2,944,633 | 522,538 | 1,733,647 | - | - | 61,068 | 7,100 |
| 5人 | 1,253,580 | 2,094,409 | 494,043 | - | 1,383,722 | 216,644 | 800,199 | - | - | 40,339 | 3,450 |
| 6人 | 454,434 | 734,415 | 183,082 | - | 494,006 | 57,327 | 275,666 | - | - | 4,234 | 300 |
| 7人 | 113,823 | 192,082 | 50,360 | - | 130,271 | 11,451 | 70,558 | - | - | 7,678 | 450 |
| 8人以上 | 66,175 | 123,480 | 25,975 | - | 93,320 | 4,185 | 48,753 | - | - | 8,544 | 400 |

保険料（税）算定状況・賦課状況 ー全世帯ー 〈擬制世帯を除く〉（続き）
 （再掲） 5割軽減世帯

| 介護納付金分 | | | | | | | | | | |
|---------------|------------|-----------|---------|------------|-----------|---------------|--------------------|----------------------|-------------|-----------|
| 保険料（税） 調定額 | 保険料（税）算定額 | | | | | 保険料（税） 軽減額 | 賦課限度 額を 超える額 | 賦課限度 額を超え る世帯数 | 減免等によ る額 | 減免 世帯数 |
| | 計 | 所得割額 | 資産割額 | 均等割額 | 平等割額 | | | | | |
| 千円 | 千円 | 千円 | 千円 | 千円 | 千円 | 千円 | 千円 | | 千円 | |
| 10,709,045 | 18,054,309 | 3,384,862 | 253,211 | 10,822,165 | 3,594,071 | 7,205,397 | - | - | 132,350 | 31,000 |
| 2,545,943 | 4,343,520 | 708,108 | 68,115 | 2,559,057 | 1,008,240 | 1,783,183 | - | - | 12,030 | 6,200 |
| 3,885,633 | 6,699,249 | 1,019,780 | 108,704 | 4,202,423 | 1,368,342 | 2,784,023 | - | - | 26,650 | 9,150 |
| 2,178,696 | 3,711,145 | 684,986 | 44,814 | 2,257,436 | 723,909 | 1,489,908 | - | - | 41,226 | 9,800 |
| 1,291,301 | 2,068,228 | 546,860 | 21,310 | 1,184,345 | 315,714 | 749,940 | - | - | 26,383 | 2,800 |
| 527,057 | 825,693 | 265,602 | 5,862 | 423,979 | 130,251 | 277,137 | - | - | 21,267 | 2,350 |
| 221,053 | 316,557 | 130,648 | 3,791 | 144,843 | 37,275 | 91,063 | - | - | 4,406 | 300 |
| 44,831 | 66,315 | 23,704 | 319 | 34,691 | 7,601 | 21,078 | - | - | 388 | 400 |
| 14,531 | 23,602 | 5,174 | 297 | 15,390 | 2,740 | 9,065 | - | - | - | - |
| 1,838,129 | 3,021,655 | 412,810 | 253,211 | 1,673,108 | 682,526 | 1,175,848 | - | - | 5,814 | 700 |
| 330,619 | 518,933 | 74,415 | 68,115 | 247,858 | 128,547 | 187,808 | - | - | - | - |
| 840,713 | 1,424,571 | 151,912 | 108,704 | 827,565 | 336,391 | 581,075 | - | - | 1,960 | 550 |
| 389,203 | 650,118 | 90,765 | 44,814 | 371,953 | 142,587 | 256,711 | - | - | 3,854 | 150 |
| 165,616 | 258,171 | 51,708 | 21,310 | 135,265 | 49,888 | 92,457 | - | - | - | - |
| 71,946 | 109,755 | 28,432 | 5,862 | 57,767 | 17,694 | 37,738 | - | - | - | - |
| 20,395 | 29,858 | 7,152 | 3,791 | 14,435 | 4,480 | 9,458 | - | - | - | - |
| 17,874 | 27,262 | 8,187 | 319 | 16,566 | 2,190 | 9,378 | - | - | - | - |
| 1,762 | 2,987 | 240 | 297 | 1,700 | 750 | 1,225 | - | - | - | - |
| 8,870,916 | 15,032,654 | 2,972,052 | - | 9,149,057 | 2,911,545 | 6,029,549 | - | - | 126,536 | 30,300 |
| 2,215,325 | 3,824,587 | 633,693 | - | 2,311,200 | 879,694 | 1,595,376 | - | - | 12,030 | 6,200 |
| 3,044,920 | 5,274,678 | 867,869 | - | 3,374,858 | 1,031,952 | 2,202,949 | - | - | 24,690 | 8,600 |
| 1,789,493 | 3,061,027 | 594,221 | - | 1,885,484 | 581,322 | 1,233,198 | - | - | 37,372 | 9,650 |
| 1,125,684 | 1,810,058 | 495,152 | - | 1,049,080 | 265,826 | 657,483 | - | - | 26,383 | 2,800 |
| 455,111 | 715,938 | 237,170 | - | 366,212 | 112,557 | 239,399 | - | - | 21,267 | 2,350 |
| 200,657 | 286,699 | 123,496 | - | 130,408 | 32,795 | 81,606 | - | - | 4,406 | 300 |
| 26,956 | 39,053 | 15,517 | - | 18,125 | 5,411 | 11,700 | - | - | 388 | 400 |
| 12,769 | 20,614 | 4,934 | - | 13,690 | 1,990 | 7,840 | - | - | - | - |

第5表-4-4 世帯人員別、固定資産税の有無別、

| 固定資産税額の有無及び世帯人数(被保険者数) | 世帯数 | 所得のある世帯数 | 所得のない世帯数 | 所得総額 | 旧ただし書方式による課税標準額 | 固定資産税額 | 保険料(税) 賦課経過措置適用世帯数 | | | | | | | |
|------------------------|-----------|-----------|-----------|-------------|-----------------|------------|--------------------|---------|------------|--------------------|-----------------------|-------------------|-----|--|
| | | | | | | | 旧国保被保険者合算軽減のみ | 平等割半額のみ | 平等割1/4軽減のみ | 旧国保被保険者合算軽減かつ平等割半額 | 旧国保被保険者合算軽減かつ平等割1/4軽減 | 被扶養者であった者に対する緩和措置 | その他 | |
| 総数 | | | | 千円 | 千円 | 千円 | | | | | | | | |
| 合計 | 4,927,600 | 1,517,750 | 3,370,950 | 394,656,919 | 81,645,938 | 33,355,500 | 63,300 | 3,800 | 200 | 27,750 | 9,450 | 50 | - | |
| 1人 | 3,713,150 | 986,000 | 2,722,150 | 215,214,019 | 25,072,123 | 18,966,417 | 40,000 | 3,700 | 200 | 27,450 | 9,350 | 50 | - | |
| 2人 | 884,400 | 402,300 | 464,650 | 127,823,861 | 35,232,830 | 11,916,465 | 18,150 | 100 | - | 300 | 100 | - | - | |
| 3人 | 222,650 | 88,100 | 124,550 | 32,220,581 | 12,029,007 | 1,866,710 | 4,000 | - | - | - | - | - | - | |
| 4人 | 77,950 | 28,700 | 44,400 | 11,650,747 | 5,112,279 | 456,559 | 800 | - | - | - | - | - | - | |
| 5人 | 22,350 | 8,850 | 12,250 | 5,289,914 | 2,941,895 | 121,420 | 300 | - | - | - | - | - | - | |
| 6人 | 4,300 | 2,600 | 1,500 | 1,269,806 | 475,250 | 16,860 | - | - | - | - | - | - | - | |
| 7人 | 2,000 | 900 | 1,100 | 1,004,703 | 691,504 | - | - | - | - | - | - | - | - | |
| 8人以上 | 800 | 300 | 350 | 183,289 | 91,050 | 11,070 | 50 | - | - | - | - | - | - | |
| 固定資産税額のある世帯 | | | | | | | | | | | | | | |
| 合計 | 545,250 | 230,050 | 311,400 | 63,957,009 | 14,679,438 | 33,355,500 | 15,750 | 600 | 50 | 5,950 | 2,250 | 50 | - | |
| 1人 | 354,450 | 124,100 | 230,200 | 27,002,794 | 3,229,082 | 18,966,417 | 8,800 | 600 | 50 | 5,800 | 2,150 | 50 | - | |
| 2人 | 157,800 | 87,900 | 67,600 | 28,917,602 | 7,890,629 | 11,916,465 | 5,400 | - | - | 150 | 100 | - | - | |
| 3人 | 25,000 | 13,650 | 10,050 | 6,150,453 | 2,722,207 | 1,866,710 | 1,300 | - | - | - | - | - | - | |
| 4人 | 6,100 | 3,200 | 2,850 | 1,175,790 | 384,419 | 456,559 | 250 | - | - | - | - | - | - | |
| 5人 | 1,600 | 1,050 | 550 | 684,781 | 453,101 | 121,420 | - | - | - | - | - | - | - | |
| 6人 | 200 | 150 | 50 | 25,591 | - | 16,860 | - | - | - | - | - | - | - | |
| 7人 | - | - | - | - | - | - | - | - | - | - | - | - | - | |
| 8人以上 | 100 | - | 100 | - | - | 11,070 | - | - | - | - | - | - | - | |
| 固定資産税額のない世帯 | | | | | | | | | | | | | | |
| 合計 | 4,382,350 | 1,287,700 | 3,059,550 | 330,699,910 | 66,966,500 | - | 47,550 | 3,200 | 150 | 21,800 | 7,200 | - | - | |
| 1人 | 3,358,700 | 861,900 | 2,491,950 | 188,211,225 | 21,843,041 | - | 31,200 | 3,100 | 150 | 21,650 | 7,200 | - | - | |
| 2人 | 726,600 | 314,400 | 397,050 | 98,906,259 | 27,342,201 | - | 12,750 | 100 | - | 150 | - | - | - | |
| 3人 | 197,650 | 74,450 | 114,500 | 26,070,128 | 9,306,799 | - | 2,700 | - | - | - | - | - | - | |
| 4人 | 71,850 | 25,500 | 41,550 | 10,474,957 | 4,727,860 | - | 550 | - | - | - | - | - | - | |
| 5人 | 20,750 | 7,800 | 11,700 | 4,605,133 | 2,488,794 | - | 300 | - | - | - | - | - | - | |
| 6人 | 4,100 | 2,450 | 1,450 | 1,244,215 | 475,250 | - | - | - | - | - | - | - | - | |
| 7人 | 2,000 | 900 | 1,100 | 1,004,703 | 691,504 | - | - | - | - | - | - | - | - | |
| 8人以上 | 700 | 300 | 250 | 183,289 | 91,050 | - | 50 | - | - | - | - | - | - | |

保険料（税）算定状況・賦課状況 ー全世界帯ー 〈擬制世帯を除く〉

(再掲) 7割軽減世帯

| 医療給付費分 | | | | | | | | | | | | |
|-------------------|-------------|-----------|-----------|-------------|------------|-------------------|-----------|--------------------|----------------------|-------------|-----------|--|
| 保険料 (税) 調定額 | 保険料（税）算定額 | | | | | 保険料 (税) 軽減額 | 軽減 世帯数 | 賦課限度 額を 超える額 | 賦課限度 額を超え る世帯数 | 減免等によ る額 | 減免 世帯数 | |
| | 計 | 所得割額 | 資産割額 | 均等割額 | 平等割額 | | | | | | | |
| 千円 | 千円 | 千円 | 千円 | 千円 | 千円 | 千円 | | 千円 | | 千円 | | |
| 89,563,596 | 272,020,777 | 6,104,089 | 7,080,023 | 165,425,947 | 93,410,717 | 181,144,956 | 4,927,600 | 429,691 | 700 | 846,414 | 135,050 | |
| 54,349,186 | 168,903,671 | 1,820,594 | 4,036,955 | 93,816,782 | 69,229,341 | 114,106,863 | 3,713,150 | 8,485 | 50 | 412,699 | 93,350 | |
| 22,994,227 | 66,435,423 | 2,699,388 | 2,506,742 | 43,544,569 | 17,684,725 | 42,848,493 | 884,400 | 386,926 | 350 | 198,776 | 27,950 | |
| 7,419,347 | 22,229,448 | 885,978 | 402,890 | 16,577,465 | 4,363,115 | 14,654,693 | 222,650 | 9,043 | 200 | 144,473 | 8,050 | |
| 3,207,771 | 9,741,743 | 361,419 | 104,182 | 7,752,934 | 1,523,208 | 6,492,646 | 77,950 | - | - | 40,743 | 3,450 | |
| 1,147,029 | 3,388,339 | 227,163 | 25,503 | 2,670,930 | 464,744 | 2,196,030 | 22,350 | - | - | 45,130 | 1,900 | |
| 239,771 | 719,652 | 40,405 | 332 | 587,941 | 90,974 | 475,271 | 4,300 | - | - | 4,593 | 350 | |
| 151,947 | 443,862 | 62,927 | - | 343,255 | 37,680 | 266,658 | 2,000 | 25,237 | 100 | - | - | |
| 54,319 | 158,638 | 6,215 | 3,421 | 132,072 | 16,930 | 104,302 | 800 | - | - | - | - | |
| 16,914,974 | 37,531,979 | 1,035,753 | 7,080,023 | 17,476,414 | 11,939,788 | 20,573,110 | 545,250 | 5,633 | 150 | 29,417 | 2,950 | |
| 8,934,409 | 19,871,150 | 228,548 | 4,036,955 | 7,917,512 | 7,688,136 | 10,911,975 | 354,450 | - | - | 18,944 | 2,050 | |
| 6,213,759 | 13,626,381 | 539,063 | 2,506,742 | 7,074,719 | 3,505,858 | 7,401,431 | 157,800 | 1,190 | 50 | 7,533 | 850 | |
| 1,297,558 | 2,908,795 | 209,211 | 402,890 | 1,726,582 | 570,112 | 1,606,405 | 25,000 | 4,443 | 100 | - | - | |
| 328,113 | 799,001 | 26,510 | 104,182 | 534,611 | 133,698 | 467,816 | 6,100 | - | - | 2,940 | 50 | |
| 121,790 | 270,909 | 32,421 | 25,503 | 178,000 | 34,985 | 149,090 | 1,600 | - | - | - | - | |
| 10,395 | 33,892 | - | 332 | 28,350 | 5,210 | 23,492 | 200 | - | - | - | - | |
| - | - | - | - | - | - | - | - | - | - | - | - | |
| 8,950 | 21,851 | - | 3,421 | 16,640 | 1,790 | 12,901 | 100 | - | - | - | - | |
| 72,648,622 | 234,488,798 | 5,068,336 | - | 147,949,533 | 81,470,929 | 160,571,846 | 4,382,350 | 424,058 | 550 | 816,997 | 132,100 | |
| 45,414,777 | 149,032,521 | 1,592,046 | - | 85,899,270 | 61,541,205 | 103,194,888 | 3,358,700 | 8,485 | 50 | 393,755 | 91,300 | |
| 16,780,467 | 52,809,042 | 2,160,325 | - | 36,469,849 | 14,178,867 | 35,447,062 | 726,600 | 385,736 | 300 | 191,243 | 27,100 | |
| 6,121,789 | 19,320,653 | 676,767 | - | 14,850,883 | 3,793,004 | 13,048,288 | 197,650 | 4,600 | 100 | 144,473 | 8,050 | |
| 2,879,658 | 8,942,742 | 334,909 | - | 7,218,323 | 1,389,510 | 6,024,830 | 71,850 | - | - | 37,803 | 3,400 | |
| 1,025,239 | 3,117,431 | 194,742 | - | 2,492,930 | 429,759 | 2,046,940 | 20,750 | - | - | 45,130 | 1,900 | |
| 229,376 | 685,760 | 40,405 | - | 559,591 | 85,764 | 451,779 | 4,100 | - | - | 4,593 | 350 | |
| 151,947 | 443,862 | 62,927 | - | 343,255 | 37,680 | 266,658 | 2,000 | 25,237 | 100 | - | - | |
| 45,369 | 136,787 | 6,215 | - | 115,432 | 15,140 | 91,401 | 700 | - | - | - | - | |

第5表－4－4 世帯人員別、固定資産税の有無別、

| 固定資産 税額の 有無及び 世帯人数 (被保険 者数) | 後期高齢者支援金分 | | | | | | | | | | |
|--|-------------------|------------|-----------|-----------|------------|------------|-------------------|--------------------|----------------------|-------------|-----------|
| | 保険料 (税) 調定額 | 保険料(税)算定額 | | | | | 保険料 (税) 軽減額 | 賦課限度 額を 超える額 | 賦課限度 額を超え る世帯数 | 減免等によ る額 | 減免 世帯数 |
| | | 計 | 所得割額 | 資産割額 | 均等割額 | 平等割額 | | | | | |
| 総数 | 千円 | 千円 | 千円 | 千円 | 千円 | 千円 | 千円 | 千円 | 千円 | 千円 | 千円 |
| 合計 | 27,344,258 | 84,295,710 | 1,880,847 | 1,589,008 | 53,953,225 | 26,872,629 | 56,566,265 | 96,445 | 550 | 250,761 | 102,100 |
| 1人 | 16,483,712 | 52,042,480 | 576,574 | 876,517 | 30,620,599 | 19,968,790 | 35,406,504 | 4,367 | 50 | 120,163 | 68,350 |
| 2人 | 7,020,271 | 20,627,585 | 806,487 | 587,073 | 14,208,850 | 5,025,175 | 13,459,944 | 81,617 | 300 | 58,116 | 22,700 |
| 3人 | 2,335,584 | 7,049,012 | 285,348 | 94,511 | 5,409,185 | 1,259,967 | 4,666,882 | 1,008 | 100 | 43,784 | 6,150 |
| 4人 | 1,006,379 | 3,086,777 | 107,767 | 24,834 | 2,508,585 | 445,592 | 2,067,544 | - | - | 12,182 | 2,650 |
| 5人 | 363,095 | 1,080,444 | 71,791 | 5,425 | 869,746 | 133,482 | 702,267 | - | - | 14,945 | 1,900 |
| 6人 | 71,906 | 218,442 | 11,281 | 95 | 180,744 | 26,322 | 144,949 | - | - | 1,571 | 350 |
| 7人 | 47,335 | 142,552 | 20,054 | - | 112,797 | 9,702 | 85,752 | 9,454 | 100 | - | - |
| 8人以上 | 15,976 | 48,419 | 1,547 | 554 | 42,719 | 3,600 | 32,424 | - | - | - | - |
| 固定資産税額の ある世帯 | | | | | | | | | | | |
| 合計 | 4,577,424 | 10,842,755 | 322,529 | 1,589,008 | 5,853,086 | 3,078,132 | 6,247,085 | 1,008 | 100 | 9,692 | 2,950 |
| 1人 | 2,328,750 | 5,588,521 | 67,949 | 876,517 | 2,677,828 | 1,966,227 | 3,248,271 | - | - | 6,702 | 2,050 |
| 2人 | 1,738,232 | 4,037,218 | 169,954 | 587,073 | 2,363,377 | 916,815 | 2,294,524 | - | - | 2,150 | 850 |
| 3人 | 376,496 | 875,526 | 69,173 | 94,511 | 561,871 | 149,971 | 497,700 | 1,008 | 100 | - | - |
| 4人 | 91,971 | 239,080 | 5,426 | 24,834 | 173,416 | 35,404 | 146,174 | - | - | 840 | 50 |
| 5人 | 37,324 | 88,401 | 10,026 | 5,425 | 65,275 | 7,675 | 51,065 | - | - | - | - |
| 6人 | 3,165 | 10,345 | - | 95 | 8,520 | 1,730 | 7,175 | - | - | - | - |
| 7人 | - | - | - | - | - | - | - | - | - | - | - |
| 8人以上 | 1,487 | 3,664 | - | 554 | 2,800 | 310 | 2,177 | - | - | - | - |
| 固定資産税額の ない世帯 | | | | | | | | | | | |
| 合計 | 22,766,835 | 73,452,955 | 1,558,318 | - | 48,100,139 | 23,794,498 | 50,319,180 | 95,437 | 450 | 241,069 | 99,150 |
| 1人 | 14,154,962 | 46,453,959 | 508,625 | - | 27,942,772 | 18,002,562 | 32,158,233 | 4,367 | 50 | 113,461 | 66,300 |
| 2人 | 5,282,039 | 16,590,367 | 636,533 | - | 11,845,474 | 4,108,360 | 11,165,420 | 81,617 | 300 | 55,967 | 21,850 |
| 3人 | 1,959,089 | 6,173,486 | 216,175 | - | 4,847,314 | 1,109,996 | 4,169,183 | - | - | 43,784 | 6,150 |
| 4人 | 914,408 | 2,847,697 | 102,341 | - | 2,335,169 | 410,188 | 1,921,370 | - | - | 11,342 | 2,600 |
| 5人 | 325,771 | 992,043 | 61,764 | - | 804,471 | 125,807 | 651,202 | - | - | 14,945 | 1,900 |
| 6人 | 68,741 | 208,097 | 11,281 | - | 172,224 | 24,592 | 137,774 | - | - | 1,571 | 350 |
| 7人 | 47,335 | 142,552 | 20,054 | - | 112,797 | 9,702 | 85,752 | 9,454 | 100 | - | - |
| 8人以上 | 14,490 | 44,755 | 1,547 | - | 39,919 | 3,290 | 30,247 | - | - | - | - |

保険料（税）算定状況・賦課状況 ー全世帯ー 〈擬制世帯を除く〉（続き）
 （再掲） 7割軽減世帯

| 介護納付金分 | | | | | | | | | | |
|-------------------|------------|---------|---------|------------|-----------|-------------------|--------------------|----------------------|-------------|-----------|
| 保険料 （税） 調定額 | 保険料（税）算定額 | | | | | 保険料 （税） 軽減額 | 賦課限度 額を 超える額 | 賦課限度 額を超え る世帯数 | 減免等によ る額 | 減免 世帯数 |
| | 計 | 所得割額 | 資産割額 | 均等割額 | 平等割額 | | | | | |
| 千円 | 千円 | 千円 | 千円 | 千円 | 千円 | 千円 | 千円 | | 千円 | |
| 9,985,443 | 31,169,923 | 618,446 | 432,627 | 21,866,282 | 8,252,569 | 21,079,685 | 10,113 | 100 | 79,295 | 42,650 |
| 6,090,475 | 19,505,054 | 153,524 | 259,275 | 13,600,321 | 5,491,934 | 13,362,973 | - | - | 41,860 | 24,950 |
| 2,495,755 | 7,602,931 | 242,606 | 119,177 | 5,393,025 | 1,848,123 | 5,067,252 | 10,113 | 100 | 25,876 | 12,500 |
| 909,485 | 2,694,535 | 118,370 | 37,668 | 1,899,661 | 638,836 | 1,776,558 | - | - | 7,359 | 2,850 |
| 341,365 | 978,626 | 58,517 | 14,361 | 692,434 | 213,314 | 634,052 | - | - | 2,734 | 1,550 |
| 108,392 | 296,101 | 28,345 | 1,216 | 220,326 | 46,214 | 186,580 | - | - | 1,060 | 650 |
| 19,454 | 57,322 | 3,829 | - | 42,406 | 11,087 | 37,450 | - | - | 407 | 150 |
| 16,497 | 26,523 | 12,213 | - | 12,880 | 1,430 | 10,017 | - | - | - | - |
| 4,022 | 8,832 | 1,043 | 930 | 5,230 | 1,630 | 4,802 | - | - | - | - |
| 1,458,809 | 3,617,593 | 107,038 | 432,627 | 2,110,702 | 967,227 | 2,152,955 | - | - | 3,172 | 1,150 |
| 732,002 | 1,798,664 | 19,852 | 259,275 | 1,003,828 | 515,710 | 1,062,954 | - | - | 2,258 | 600 |
| 487,922 | 1,251,854 | 42,885 | 119,177 | 770,059 | 319,733 | 762,164 | - | - | 913 | 550 |
| 174,116 | 417,800 | 32,150 | 37,668 | 247,900 | 100,083 | 243,402 | - | - | - | - |
| 46,171 | 111,870 | 3,747 | 14,361 | 67,640 | 26,122 | 65,636 | - | - | - | - |
| 16,052 | 31,085 | 8,404 | 1,216 | 17,350 | 4,115 | 15,026 | - | - | - | - |
| 870 | 2,900 | - | - | 1,825 | 1,075 | 2,030 | - | - | - | - |
| - | - | - | - | - | - | - | - | - | - | - |
| 1,677 | 3,420 | - | 930 | 2,100 | 390 | 1,743 | - | - | - | - |
| 8,526,634 | 27,552,330 | 511,408 | - | 19,755,581 | 7,285,342 | 18,926,730 | 10,113 | 100 | 76,123 | 41,500 |
| 5,358,473 | 17,706,390 | 133,672 | - | 12,596,494 | 4,976,225 | 12,300,019 | - | - | 39,601 | 24,350 |
| 2,007,833 | 6,351,077 | 199,720 | - | 4,622,966 | 1,528,390 | 4,305,088 | 10,113 | 100 | 24,962 | 11,950 |
| 735,369 | 2,276,735 | 86,221 | - | 1,651,761 | 538,753 | 1,533,156 | - | - | 7,359 | 2,850 |
| 295,194 | 866,756 | 54,770 | - | 624,794 | 187,192 | 568,416 | - | - | 2,734 | 1,550 |
| 92,340 | 265,016 | 19,941 | - | 202,976 | 42,099 | 171,555 | - | - | 1,060 | 650 |
| 18,584 | 54,422 | 3,829 | - | 40,581 | 10,012 | 35,420 | - | - | 407 | 150 |
| 16,497 | 26,523 | 12,213 | - | 12,880 | 1,430 | 10,017 | - | - | - | - |
| 2,345 | 5,413 | 1,043 | - | 3,130 | 1,240 | 3,059 | - | - | - | - |

第5表-5 世帯人員別、固定資産税の有無別、

| 固定資産税額の有無及び世帯人数(被保険者数) | 世帯数 | 所得のある世帯数 | 所得のない世帯数 | 所得総額 | 旧ただし書方式による課税標準額 | 固定資産税額 | 保険料(税) 賦課経過措置適用世帯数 | | | | | | | |
|------------------------|------------|------------|-----------|----------------|-----------------|-------------|--------------------|---------|------------|--------------------|-----------------------|-------------------|-----|--|
| | | | | | | | 旧国保被保険者合算軽減のみ | 平等割半額のみ | 平等割1/4軽減のみ | 旧国保被保険者合算軽減かつ平等割半額 | 旧国保被保険者合算軽減かつ平等割1/4軽減 | 被扶養者であった者に対する緩和措置 | その他 | |
| 総数 | | | | 千円 | 千円 | 千円 | | | | | | | | |
| 合計 | 14,799,700 | 10,515,000 | 3,400,550 | 20,963,998,547 | 16,932,879,429 | 218,729,321 | 155,550 | 48,950 | 10,800 | 67,350 | 16,200 | 500 | - | |
| 1人 | 7,843,450 | 4,554,800 | 2,744,900 | 6,400,206,734 | 5,032,598,742 | 58,557,679 | 70,400 | 47,000 | 10,600 | 66,400 | 16,000 | 400 | - | |
| 2人 | 4,955,050 | 4,323,900 | 469,200 | 9,114,992,306 | 7,304,989,750 | 113,908,815 | 60,650 | 1,800 | 200 | 950 | 200 | 100 | - | |
| 3人 | 1,226,200 | 994,900 | 125,400 | 2,870,037,980 | 2,372,918,911 | 26,670,449 | 14,550 | 100 | - | - | - | - | - | |
| 4人 | 518,700 | 425,850 | 45,200 | 1,591,871,885 | 1,369,516,624 | 9,858,088 | 5,500 | 50 | - | - | - | - | - | |
| 5人 | 179,400 | 148,150 | 12,850 | 622,001,150 | 539,333,841 | 5,292,749 | 2,800 | - | - | - | - | - | - | |
| 6人 | 51,700 | 46,050 | 1,550 | 227,669,270 | 195,506,446 | 2,462,512 | 1,250 | - | - | - | - | - | - | |
| 7人 | 19,100 | 16,500 | 1,100 | 113,528,219 | 98,220,882 | 1,735,856 | 250 | - | - | - | - | - | - | |
| 8人以上 | 6,100 | 4,850 | 350 | 23,691,003 | 19,794,231 | 243,174 | 150 | - | - | - | - | - | - | |
| 固定資産税額のある世帯 | | | | | | | | | | | | | | |
| 合計 | 2,338,750 | 1,967,700 | 313,950 | 4,183,462,976 | 3,357,783,547 | 218,729,321 | 44,550 | 11,100 | 3,550 | 17,650 | 4,700 | 150 | - | |
| 1人 | 844,700 | 597,650 | 232,200 | 814,623,379 | 634,452,954 | 58,557,679 | 15,600 | 10,400 | 3,350 | 17,300 | 4,600 | 150 | - | |
| 2人 | 1,134,000 | 1,049,650 | 67,700 | 2,135,854,009 | 1,681,698,263 | 113,908,815 | 20,900 | 650 | 200 | 350 | 100 | - | - | |
| 3人 | 223,850 | 198,300 | 10,200 | 629,314,338 | 520,094,725 | 26,670,449 | 5,050 | - | - | - | - | - | - | |
| 4人 | 79,700 | 71,100 | 3,050 | 311,366,940 | 268,609,964 | 9,858,088 | 1,800 | 50 | - | - | - | - | - | |
| 5人 | 34,200 | 30,650 | 600 | 156,014,805 | 135,628,038 | 5,292,749 | 900 | - | - | - | - | - | - | |
| 6人 | 14,450 | 13,050 | 100 | 79,182,596 | 68,051,791 | 2,462,512 | 250 | - | - | - | - | - | - | |
| 7人 | 6,500 | 6,100 | - | 49,296,921 | 42,637,711 | 1,735,856 | 50 | - | - | - | - | - | - | |
| 8人以上 | 1,350 | 1,200 | 100 | 7,809,989 | 6,610,101 | 243,174 | - | - | - | - | - | - | - | |
| 固定資産税額のない世帯 | | | | | | | | | | | | | | |
| 合計 | 12,460,950 | 8,547,300 | 3,086,600 | 16,780,535,572 | 13,575,095,882 | - | 111,000 | 37,850 | 7,250 | 49,700 | 11,500 | 350 | - | |
| 1人 | 6,998,750 | 3,957,150 | 2,512,700 | 5,585,583,355 | 4,398,145,789 | - | 54,800 | 36,600 | 7,250 | 49,100 | 11,400 | 250 | - | |
| 2人 | 3,821,050 | 3,274,250 | 401,500 | 6,979,138,297 | 5,623,291,487 | - | 39,750 | 1,150 | - | 600 | 100 | 100 | - | |
| 3人 | 1,002,350 | 796,600 | 115,200 | 2,240,723,642 | 1,852,824,186 | - | 9,500 | 100 | - | - | - | - | - | |
| 4人 | 439,000 | 354,750 | 42,150 | 1,280,504,945 | 1,100,906,661 | - | 3,700 | - | - | - | - | - | - | |
| 5人 | 145,200 | 117,500 | 12,250 | 465,986,346 | 403,705,803 | - | 1,900 | - | - | - | - | - | - | |
| 6人 | 37,250 | 33,000 | 1,450 | 148,486,674 | 127,454,655 | - | 1,000 | - | - | - | - | - | - | |
| 7人 | 12,600 | 10,400 | 1,100 | 64,231,298 | 55,583,171 | - | 200 | - | - | - | - | - | - | |
| 8人以上 | 4,750 | 3,650 | 250 | 15,881,015 | 13,184,131 | - | 150 | - | - | - | - | - | - | |

保険料（税）算定状況・賦課状況 —一般世帯— <擬制世帯を除く>

| 医療給付費分 | | | | | | | | | | | |
|-------------------|---------------|---------------|------------|-------------|-------------|-------------------|-----------|--------------------|----------------------|-------------|-----------|
| 保険料 （税） 調定額 | 保険料（税）算定額 | | | | | 保険料 （税） 軽減額 | 軽減 世帯数 | 賦課限度 額を 超える額 | 賦課限度 額を超え る世帯数 | 減免等によ る額 | 減免 世帯数 |
| | 計 | 所得割額 | 資産割額 | 均等割額 | 平等割額 | | | | | | |
| 千円 | 千円 | 千円 | 千円 | 千円 | 千円 | 千円 | | 千円 | | 千円 | |
| 1,705,607,294 | 2,203,448,590 | 1,261,193,543 | 46,360,686 | 624,888,803 | 271,005,561 | 268,527,068 | 8,474,550 | 218,031,261 | 395,100 | 11,153,100 | 478,500 |
| 543,705,325 | 719,805,248 | 368,332,592 | 12,439,231 | 201,427,323 | 137,606,101 | 132,694,021 | 4,868,050 | 39,559,978 | 66,850 | 3,784,596 | 213,800 |
| 733,340,445 | 902,400,522 | 537,621,942 | 23,993,732 | 245,006,328 | 95,778,522 | 83,917,399 | 2,580,950 | 81,445,108 | 141,150 | 3,647,542 | 160,600 |
| 233,650,875 | 304,044,480 | 183,573,136 | 5,621,876 | 91,955,369 | 22,894,100 | 28,854,368 | 634,700 | 39,684,825 | 84,350 | 1,842,579 | 55,550 |
| 122,403,881 | 168,514,875 | 104,496,116 | 2,023,201 | 52,521,303 | 9,474,256 | 14,377,257 | 257,100 | 30,450,481 | 55,000 | 1,278,814 | 32,550 |
| 47,178,123 | 68,241,211 | 41,374,443 | 1,223,324 | 21,988,406 | 3,655,038 | 5,982,414 | 96,400 | 14,624,740 | 26,100 | 454,342 | 12,400 |
| 16,380,638 | 24,195,839 | 15,135,729 | 544,199 | 7,444,403 | 1,071,509 | 1,740,090 | 25,750 | 5,980,174 | 11,950 | 94,465 | 2,500 |
| 6,911,149 | 12,270,898 | 8,175,013 | 445,272 | 3,239,835 | 410,777 | 659,360 | 8,350 | 4,674,148 | 7,650 | 26,127 | 700 |
| 2,036,858 | 3,975,517 | 2,484,572 | 69,851 | 1,305,836 | 115,258 | 302,159 | 3,250 | 1,611,807 | 2,050 | 24,635 | 400 |
| 349,722,252 | 426,095,700 | 229,606,405 | 46,360,686 | 99,023,949 | 51,104,663 | 36,956,458 | 1,229,900 | 39,069,666 | 91,950 | 311,649 | 8,350 |
| 74,674,351 | 91,916,345 | 42,471,531 | 12,439,231 | 18,872,301 | 18,133,282 | 13,579,924 | 520,000 | 3,539,422 | 8,750 | 109,058 | 3,400 |
| 180,750,427 | 212,487,703 | 112,893,755 | 23,993,732 | 50,688,812 | 24,911,407 | 17,196,629 | 568,650 | 14,385,493 | 34,150 | 137,875 | 4,050 |
| 50,737,339 | 62,769,136 | 37,113,236 | 5,621,876 | 15,056,196 | 4,977,828 | 3,883,912 | 95,650 | 8,105,342 | 19,150 | 39,441 | 550 |
| 23,098,430 | 29,917,527 | 18,965,263 | 2,023,201 | 7,151,175 | 1,777,888 | 1,315,808 | 27,400 | 5,484,928 | 12,400 | 17,265 | 100 |
| 11,466,508 | 15,656,309 | 9,743,077 | 1,223,324 | 3,909,554 | 780,354 | 634,316 | 12,100 | 3,551,716 | 8,400 | 3,360 | 100 |
| 5,718,465 | 7,694,480 | 4,786,474 | 544,199 | 2,028,882 | 334,926 | 208,456 | 4,100 | 1,763,605 | 5,200 | 3,810 | 100 |
| 2,718,122 | 4,822,555 | 3,162,715 | 445,272 | 1,057,910 | 156,658 | 99,286 | 1,450 | 2,004,251 | 3,150 | 840 | 50 |
| 558,611 | 831,646 | 470,355 | 69,851 | 259,120 | 32,320 | 38,128 | 550 | 234,907 | 750 | - | - |
| 1,355,885,043 | 1,777,352,890 | 1,031,587,138 | - | 525,864,854 | 219,900,899 | 231,570,610 | 7,244,650 | 178,961,595 | 303,150 | 10,841,450 | 470,150 |
| 469,030,974 | 627,888,903 | 325,861,061 | - | 182,555,022 | 119,472,819 | 119,114,098 | 4,348,050 | 36,020,557 | 58,100 | 3,675,538 | 210,400 |
| 552,590,018 | 689,912,819 | 424,728,187 | - | 194,317,517 | 70,867,115 | 66,720,770 | 2,012,300 | 67,059,615 | 107,000 | 3,509,667 | 156,550 |
| 182,913,536 | 241,275,344 | 146,459,900 | - | 76,899,173 | 17,916,272 | 24,970,456 | 539,050 | 31,579,483 | 65,200 | 1,803,138 | 55,000 |
| 99,305,452 | 138,597,349 | 85,530,853 | - | 45,370,128 | 7,696,367 | 13,061,448 | 229,700 | 24,965,553 | 42,600 | 1,261,549 | 32,450 |
| 35,711,615 | 52,584,902 | 31,631,365 | - | 18,078,852 | 2,874,684 | 5,348,098 | 84,300 | 11,073,024 | 17,700 | 450,982 | 12,300 |
| 10,662,174 | 16,501,358 | 10,349,255 | - | 5,415,521 | 736,583 | 1,531,634 | 21,650 | 4,216,568 | 6,750 | 90,655 | 2,400 |
| 4,193,027 | 7,448,343 | 5,012,298 | - | 2,181,925 | 254,120 | 560,074 | 6,900 | 2,669,897 | 4,500 | 25,287 | 650 |
| 1,478,247 | 3,143,872 | 2,014,217 | - | 1,046,716 | 82,938 | 264,031 | 2,700 | 1,376,900 | 1,300 | 24,635 | 400 |

第5表－5 世帯人員別、固定資産税の有無別、

| 固定資産 税額の 有無及び 世帯人数 (被保険 者数) | 後期高齢者支援金分 | | | | | | | | | | |
|--|-------------------|-------------|-------------|-----------|-------------|------------|-------------------|--------------------|----------------------|-------------|-----------|
| | 保険料 (税) 調定額 | 保険料(税)算定額 | | | | | 保険料 (税) 軽減額 | 賦課限度 額を 超える額 | 賦課限度 額を超え る世帯数 | 減免等に よる額 | 減免 世帯数 |
| | | 計 | 所得割額 | 資産割額 | 均等割額 | 平等割額 | | | | | |
| 総数 | 千円 | 千円 | 千円 | 千円 | 千円 | 千円 | 千円 | 千円 | 千円 | 千円 | 千円 |
| 合計 | 534,332,765 | 681,375,027 | 390,354,902 | 9,795,547 | 204,752,851 | 76,471,721 | 84,106,098 | 59,206,202 | 319,300 | 3,597,844 | 421,500 |
| 1人 | 167,848,149 | 220,708,832 | 113,183,669 | 2,636,223 | 65,697,868 | 39,191,073 | 41,158,957 | 10,418,061 | 55,250 | 1,221,408 | 182,550 |
| 2人 | 229,906,330 | 279,793,340 | 167,282,107 | 5,120,883 | 80,615,784 | 26,774,566 | 26,398,443 | 22,250,186 | 114,750 | 1,187,437 | 143,600 |
| 3人 | 73,990,539 | 94,449,482 | 56,714,620 | 1,114,624 | 30,233,431 | 6,386,800 | 9,184,902 | 10,656,858 | 65,100 | 605,189 | 50,850 |
| 4人 | 38,987,679 | 52,434,029 | 32,219,964 | 479,718 | 17,065,654 | 2,668,693 | 4,570,444 | 8,485,455 | 42,750 | 385,805 | 29,500 |
| 5人 | 15,224,225 | 21,404,455 | 12,967,492 | 220,083 | 7,198,530 | 1,018,350 | 1,915,698 | 4,114,724 | 22,150 | 148,182 | 11,600 |
| 6人 | 5,387,843 | 7,646,100 | 4,782,058 | 131,059 | 2,437,548 | 295,435 | 558,870 | 1,666,325 | 10,700 | 32,596 | 2,350 |
| 7人 | 2,308,812 | 3,740,885 | 2,482,378 | 77,527 | 1,073,014 | 107,965 | 217,962 | 1,205,291 | 6,750 | 8,683 | 650 |
| 8人以上 | 679,188 | 1,197,904 | 722,614 | 15,430 | 431,021 | 28,839 | 100,822 | 409,302 | 1,850 | 8,544 | 400 |
| 固定資産税額の ある世帯 | | | | | | | | | | | |
| 合計 | 106,709,776 | 127,864,823 | 71,628,526 | 9,795,541 | 33,394,326 | 13,046,431 | 11,308,617 | 9,704,743 | 71,250 | 107,147 | 8,150 |
| 1人 | 21,905,652 | 26,907,612 | 13,266,845 | 2,636,220 | 6,392,921 | 4,611,627 | 4,038,456 | 912,679 | 6,400 | 38,420 | 3,300 |
| 2人 | 55,327,893 | 64,074,501 | 35,405,688 | 5,120,880 | 17,159,437 | 6,388,496 | 5,323,456 | 3,359,811 | 26,900 | 45,966 | 4,050 |
| 3人 | 15,692,658 | 18,880,542 | 11,405,836 | 1,114,624 | 5,103,191 | 1,256,891 | 1,222,682 | 1,946,538 | 14,200 | 15,495 | 550 |
| 4人 | 7,222,681 | 9,168,154 | 5,850,020 | 479,718 | 2,386,211 | 452,205 | 415,091 | 1,524,236 | 9,650 | 5,150 | 100 |
| 5人 | 3,607,357 | 4,706,876 | 2,999,695 | 220,083 | 1,289,111 | 197,986 | 204,381 | 893,581 | 6,600 | 1,180 | 100 |
| 6人 | 1,882,051 | 2,433,402 | 1,563,451 | 131,059 | 649,650 | 89,242 | 64,119 | 486,144 | 4,400 | 935 | 50 |
| 7人 | 889,751 | 1,447,620 | 994,419 | 77,527 | 334,565 | 41,109 | 29,967 | 527,841 | 2,550 | - | - |
| 8人以上 | 181,734 | 246,116 | 142,571 | 15,430 | 79,240 | 8,875 | 10,466 | 53,913 | 550 | - | - |
| 固定資産税額の ない世帯 | | | | | | | | | | | |
| 合計 | 427,622,989 | 553,510,204 | 318,726,376 | 6 | 171,358,525 | 63,425,290 | 72,797,481 | 49,501,459 | 248,050 | 3,490,697 | 413,350 |
| 1人 | 145,942,498 | 193,801,220 | 99,916,823 | 3 | 59,304,947 | 34,579,446 | 37,120,501 | 9,505,382 | 48,850 | 1,182,988 | 179,250 |
| 2人 | 174,578,437 | 215,718,839 | 131,876,419 | 3 | 63,456,346 | 20,386,070 | 21,074,986 | 18,890,375 | 87,850 | 1,141,471 | 139,550 |
| 3人 | 58,297,881 | 75,568,940 | 45,308,784 | - | 25,130,241 | 5,129,909 | 7,962,221 | 8,710,320 | 50,900 | 589,693 | 50,300 |
| 4人 | 31,764,999 | 43,265,874 | 26,369,944 | 0 | 14,679,443 | 2,216,487 | 4,155,353 | 6,961,220 | 33,100 | 380,655 | 29,400 |
| 5人 | 11,616,868 | 16,697,580 | 9,967,797 | - | 5,909,419 | 820,364 | 1,711,317 | 3,221,143 | 15,550 | 147,002 | 11,500 |
| 6人 | 3,505,793 | 5,212,699 | 3,218,607 | - | 1,787,898 | 206,193 | 494,751 | 1,180,181 | 6,300 | 31,661 | 2,300 |
| 7人 | 1,419,061 | 2,293,265 | 1,487,959 | - | 738,449 | 66,856 | 187,996 | 677,450 | 4,200 | 8,683 | 650 |
| 8人以上 | 497,454 | 951,788 | 580,042 | - | 351,781 | 19,964 | 90,356 | 355,389 | 1,300 | 8,544 | 400 |

保険料（税）算定状況・賦課状況 ―一般世帯― 〈擬制世帯を除く〉（続き）

| 介護納付金分 | | | | | | | | | | |
|---------------|-------------|-------------|-----------|------------|------------|---------------|--------------------|----------------------|-------------|-----------|
| 保険料（税） 調定額 | 保険料（税）算定額 | | | | | 保険料（税） 軽減額 | 賦課限度 額を 超える額 | 賦課限度 額を超え る世帯数 | 減免等によ る額 | 減免 世帯数 |
| | 計 | 所得割額 | 資産割額 | 均等割額 | 平等割額 | | | | | |
| 千円 | 千円 | 千円 | 千円 | 千円 | 千円 | 千円 | 千円 | 千円 | 千円 | 千円 |
| 191,675,919 | 247,375,126 | 137,847,778 | 2,444,906 | 81,745,745 | 25,336,697 | 29,427,599 | 24,837,948 | 157,900 | 1,382,850 | 173,450 |
| 66,351,705 | 86,278,060 | 42,821,424 | 780,121 | 31,383,777 | 11,292,737 | 15,085,423 | 4,393,211 | 28,750 | 425,207 | 62,400 |
| 60,075,119 | 74,808,608 | 38,185,790 | 893,725 | 27,474,817 | 8,254,275 | 8,319,466 | 6,032,338 | 42,250 | 365,019 | 51,600 |
| 33,428,130 | 42,961,010 | 26,135,581 | 359,451 | 12,970,824 | 3,495,153 | 3,637,766 | 5,618,411 | 38,250 | 269,879 | 32,300 |
| 20,403,187 | 27,316,538 | 18,962,424 | 225,559 | 6,624,879 | 1,503,675 | 1,609,679 | 5,073,046 | 29,300 | 227,590 | 18,000 |
| 7,486,291 | 10,654,148 | 7,783,926 | 109,956 | 2,225,310 | 534,956 | 552,347 | 2,545,417 | 12,350 | 68,913 | 6,850 |
| 2,592,096 | 3,563,882 | 2,638,141 | 47,167 | 697,729 | 180,846 | 161,642 | 784,369 | 4,150 | 25,404 | 1,700 |
| 1,063,248 | 1,471,242 | 1,109,710 | 24,520 | 277,963 | 59,050 | 43,450 | 363,575 | 2,550 | 839 | 600 |
| 276,145 | 321,638 | 210,781 | 4,407 | 90,445 | 16,005 | 17,827 | 27,581 | 300 | - | - |
| 35,142,789 | 41,754,884 | 22,913,621 | 2,439,482 | 11,759,049 | 4,642,732 | 3,440,071 | 3,116,717 | 30,550 | 42,821 | 2,850 |
| 7,573,404 | 9,149,827 | 4,598,081 | 779,161 | 2,498,082 | 1,274,503 | 1,211,043 | 336,800 | 3,300 | 24,522 | 1,050 |
| 13,401,101 | 15,569,267 | 7,448,538 | 893,725 | 5,215,755 | 2,011,248 | 1,394,455 | 761,603 | 8,800 | 7,113 | 1,450 |
| 6,956,438 | 8,386,348 | 4,962,660 | 359,451 | 2,265,390 | 798,848 | 542,971 | 876,971 | 7,250 | 7,945 | 300 |
| 3,998,307 | 4,751,168 | 3,166,181 | 225,559 | 1,032,951 | 326,477 | 186,838 | 561,957 | 5,650 | 3,240 | 50 |
| 1,953,562 | 2,379,021 | 1,700,060 | 109,956 | 436,283 | 132,723 | 69,194 | 355,899 | 3,500 | - | - |
| 840,985 | 964,127 | 661,669 | 42,703 | 194,808 | 64,948 | 19,720 | 103,279 | 1,250 | - | - |
| 360,818 | 493,233 | 343,102 | 24,520 | 97,341 | 28,270 | 12,147 | 120,207 | 800 | - | - |
| 58,175 | 61,893 | 33,331 | 4,407 | 18,440 | 5,715 | 3,705 | - | - | - | - |
| 156,533,130 | 205,620,242 | 114,934,157 | 5,424 | 69,986,696 | 20,693,965 | 25,987,528 | 21,721,231 | 127,350 | 1,340,030 | 170,600 |
| 58,778,301 | 77,128,233 | 38,223,343 | 960 | 28,885,696 | 10,018,234 | 13,874,380 | 4,056,411 | 25,450 | 400,685 | 61,350 |
| 46,674,018 | 59,239,341 | 30,737,252 | - | 22,259,062 | 6,243,027 | 6,925,011 | 5,270,735 | 33,450 | 357,906 | 50,150 |
| 26,471,692 | 34,574,661 | 21,172,922 | - | 10,705,435 | 2,696,305 | 3,094,795 | 4,741,441 | 31,000 | 261,934 | 32,000 |
| 16,404,880 | 22,565,370 | 15,796,243 | - | 5,591,929 | 1,177,198 | 1,422,841 | 4,511,089 | 23,650 | 224,350 | 17,950 |
| 5,532,728 | 8,275,126 | 6,083,866 | - | 1,789,027 | 402,233 | 483,153 | 2,189,518 | 8,850 | 68,913 | 6,850 |
| 1,751,112 | 2,599,755 | 1,976,472 | 4,464 | 502,921 | 115,898 | 141,922 | 681,089 | 2,900 | 25,404 | 1,700 |
| 702,429 | 978,009 | 766,608 | - | 180,622 | 30,780 | 31,303 | 243,368 | 1,750 | 839 | 600 |
| 217,970 | 259,745 | 177,450 | - | 72,005 | 10,290 | 14,122 | 27,581 | 300 | - | - |

第5表－6 世帯人員別、固定資産税の有無別、

| 固定資産税額の有無及び世帯人数(被保険者数) | 世帯数 | 所得のある世帯数 | 所得のない世帯数 | 所得総額 | 旧ただし書方式による課税標準額 | 固定資産税額 | 保険料(税) 賦課経過措置適用世帯数 | | | | | | | |
|------------------------|---------|----------|----------|-------------|-----------------|-----------|--------------------|---------|------------|--------------------|-----------------------|-------------------|-----|--|
| | | | | | | | 旧国保被保険者合算軽減のみ | 平等割半額のみ | 平等割1/4軽減のみ | 旧国保被保険者合算軽減かつ平等割半額 | 旧国保被保険者合算軽減かつ平等割1/4軽減 | 被扶養者であった者に対する緩和措置 | その他 | |
| 総数 | | | | 千円 | 千円 | 千円 | | | | | | | | |
| 合計 | 277,000 | 221,550 | 51,950 | 285,541,990 | 213,715,430 | 3,928,935 | 3,350 | 200 | 50 | 450 | 200 | - | - | |
| 1人 | 219,450 | 167,900 | 49,750 | 179,585,834 | 130,256,600 | 2,680,011 | 3,200 | 200 | 50 | 450 | 200 | - | - | |
| 2人 | 51,050 | 47,800 | 1,650 | 95,381,417 | 75,404,638 | 1,105,574 | 100 | - | - | - | - | - | - | |
| 3人 | 5,550 | 4,900 | 550 | 9,131,091 | 7,064,772 | 119,423 | 50 | - | - | - | - | - | - | |
| 4人 | 950 | 950 | - | 1,443,649 | 989,420 | 23,927 | - | - | - | - | - | - | - | |
| 5人 | - | - | - | - | - | - | - | - | - | - | - | - | - | |
| 6人 | - | - | - | - | - | - | - | - | - | - | - | - | - | |
| 7人 | - | - | - | - | - | - | - | - | - | - | - | - | - | |
| 8人以上 | - | - | - | - | - | - | - | - | - | - | - | - | - | |
| 固定資産税額のある世帯 | | | | | | | | | | | | | | |
| 合計 | 55,750 | 48,200 | 6,900 | 69,154,073 | 53,286,816 | 3,928,935 | 700 | - | - | 150 | - | - | - | |
| 1人 | 40,300 | 33,700 | 6,400 | 41,475,572 | 31,505,126 | 2,680,011 | 650 | - | - | 150 | - | - | - | |
| 2人 | 13,500 | 12,750 | 350 | 25,487,488 | 20,201,381 | 1,105,574 | - | - | - | - | - | - | - | |
| 3人 | 1,800 | 1,600 | 150 | 2,009,986 | 1,465,728 | 119,423 | 50 | - | - | - | - | - | - | |
| 4人 | 150 | 150 | - | 181,027 | 114,580 | 23,927 | - | - | - | - | - | - | - | |
| 5人 | - | - | - | - | - | - | - | - | - | - | - | - | - | |
| 6人 | - | - | - | - | - | - | - | - | - | - | - | - | - | |
| 7人 | - | - | - | - | - | - | - | - | - | - | - | - | - | |
| 8人以上 | - | - | - | - | - | - | - | - | - | - | - | - | - | |
| 固定資産税額のない世帯 | | | | | | | | | | | | | | |
| 合計 | 221,250 | 173,350 | 45,050 | 216,387,917 | 160,428,614 | - | 2,650 | 200 | 50 | 300 | 200 | - | - | |
| 1人 | 179,150 | 134,200 | 43,350 | 138,110,262 | 98,751,474 | - | 2,550 | 200 | 50 | 300 | 200 | - | - | |
| 2人 | 37,550 | 35,050 | 1,300 | 69,893,929 | 55,203,257 | - | 100 | - | - | - | - | - | - | |
| 3人 | 3,750 | 3,300 | 400 | 7,121,105 | 5,599,044 | - | - | - | - | - | - | - | - | |
| 4人 | 800 | 800 | - | 1,262,621 | 874,840 | - | - | - | - | - | - | - | - | |
| 5人 | - | - | - | - | - | - | - | - | - | - | - | - | - | |
| 6人 | - | - | - | - | - | - | - | - | - | - | - | - | - | |
| 7人 | - | - | - | - | - | - | - | - | - | - | - | - | - | |
| 8人以上 | - | - | - | - | - | - | - | - | - | - | - | - | - | |

保険料（税）算定状況・賦課状況 —退職世帯— <擬制世帯を除く>

| 医療給付費分 | | | | | | | | | | | | |
|-------------------|------------|------------|---------|-----------|-----------|-------------------|-----------|--------------------|----------------------|---------|-----------|--|
| 保険料 （税） 調定額 | 保険料（税）算定額 | | | | | 保険料 （税） 軽減額 | 軽減 世帯数 | 賦課限度 額を 超える額 | 賦課限度 額を超え る世帯数 | 減免等による額 | 減免 世帯数 | |
| | 計 | 所得割額 | 資産割額 | 均等割額 | 平等割額 | | | | | | | |
| 千円 | 千円 | 千円 | 千円 | 千円 | 千円 | 千円 | | 千円 | | 千円 | | |
| 22,571,369 | 27,754,675 | 15,393,199 | 806,492 | 8,392,310 | 3,162,674 | 3,335,630 | 153,100 | 1,726,638 | 5,950 | 118,911 | 6,250 | |
| 14,323,289 | 17,404,813 | 9,257,836 | 544,558 | 5,426,170 | 2,176,249 | 2,417,166 | 123,050 | 594,790 | 4,300 | 68,032 | 4,200 | |
| 7,262,291 | 9,103,865 | 5,526,484 | 232,101 | 2,462,632 | 882,648 | 743,064 | 26,200 | 1,063,713 | 1,550 | 34,258 | 1,850 | |
| 839,315 | 1,058,271 | 535,337 | 26,278 | 411,347 | 85,309 | 150,772 | 3,300 | 68,135 | 100 | - | - | |
| 146,474 | 187,726 | 73,542 | 3,555 | 92,160 | 18,469 | 24,629 | 550 | - | - | 16,620 | 200 | |
| - | - | - | - | - | - | - | - | - | - | - | - | |
| - | - | - | - | - | - | - | - | - | - | - | - | |
| - | - | - | - | - | - | - | - | - | - | - | - | |
| - | - | - | - | - | - | - | - | - | - | - | - | |
| 5,650,033 | 6,792,753 | 3,590,325 | 806,492 | 1,627,628 | 768,309 | 635,150 | 28,800 | 506,600 | 950 | 330 | 100 | |
| 3,343,011 | 4,017,913 | 2,078,242 | 544,558 | 911,321 | 483,793 | 403,363 | 21,350 | 271,099 | 600 | - | - | |
| 2,065,886 | 2,465,153 | 1,401,079 | 232,101 | 585,162 | 246,811 | 165,590 | 5,950 | 233,169 | 300 | 330 | 100 | |
| 221,378 | 284,328 | 103,940 | 26,278 | 119,745 | 34,365 | 60,599 | 1,400 | 2,332 | 50 | - | - | |
| 19,759 | 25,360 | 7,065 | 3,555 | 11,400 | 3,340 | 5,598 | 100 | - | - | - | - | |
| - | - | - | - | - | - | - | - | - | - | - | - | |
| - | - | - | - | - | - | - | - | - | - | - | - | |
| - | - | - | - | - | - | - | - | - | - | - | - | |
| - | - | - | - | - | - | - | - | - | - | - | - | |
| 16,921,336 | 20,961,921 | 11,802,874 | - | 6,764,682 | 2,394,365 | 2,700,480 | 124,300 | 1,220,038 | 5,000 | 118,581 | 6,150 | |
| 10,980,278 | 13,386,900 | 7,179,595 | - | 4,514,850 | 1,692,456 | 2,013,803 | 101,700 | 323,691 | 3,700 | 68,032 | 4,200 | |
| 5,196,406 | 6,638,712 | 4,125,405 | - | 1,877,470 | 635,837 | 577,474 | 20,250 | 830,544 | 1,250 | 33,928 | 1,750 | |
| 617,937 | 773,943 | 431,397 | - | 291,602 | 50,944 | 90,173 | 1,900 | 65,804 | 50 | - | - | |
| 126,715 | 162,366 | 66,477 | - | 80,760 | 15,129 | 19,031 | 450 | - | - | 16,620 | 200 | |
| - | - | - | - | - | - | - | - | - | - | - | - | |
| - | - | - | - | - | - | - | - | - | - | - | - | |
| - | - | - | - | - | - | - | - | - | - | - | - | |
| - | - | - | - | - | - | - | - | - | - | - | - | |

第5表－6 世帯人員別、固定資産税の有無別、

| 固定資産 税額の 有無及び 世帯人数 (被保険 者数) | 後期高齢者支援金分 | | | | | | | | | | |
|--|-------------------|-----------|-----------|---------|-----------|---------|-------------------|--------------------|----------------------|-------------|-----------|
| | 保険料 (税) 調定額 | 保険料(税)算定額 | | | | | 保険料 (税) 軽減額 | 賦課限度 額を 超える額 | 賦課限度 額を超え る世帯数 | 減免等によ る額 | 減免 世帯数 |
| | | 計 | 所得割額 | 資産割額 | 均等割額 | 平等割額 | | | | | |
| 総数 | 千円 | 千円 | 千円 | 千円 | 千円 | 千円 | 千円 | 千円 | 千円 | 千円 | 千円 |
| 合計 | 7,048,711 | 8,698,390 | 4,858,634 | 188,296 | 2,757,556 | 893,905 | 1,048,523 | 559,589 | 5,000 | 39,265 | 5,850 |
| 1人 | 4,436,417 | 5,407,400 | 2,892,159 | 126,574 | 1,775,740 | 612,926 | 757,457 | 187,920 | 3,450 | 23,892 | 4,000 |
| 2人 | 2,302,653 | 2,872,155 | 1,747,556 | 54,973 | 819,118 | 250,508 | 235,861 | 322,400 | 1,400 | 10,707 | 1,650 |
| 3人 | 266,712 | 362,861 | 197,740 | 6,145 | 133,171 | 25,806 | 46,830 | 49,269 | 150 | - | - |
| 4人 | 42,929 | 55,975 | 21,179 | 604 | 29,526 | 4,665 | 8,376 | - | - | 4,666 | 200 |
| 5人 | - | - | - | - | - | - | - | - | - | - | - |
| 6人 | - | - | - | - | - | - | - | - | - | - | - |
| 7人 | - | - | - | - | - | - | - | - | - | - | - |
| 8人以上 | - | - | - | - | - | - | - | - | - | - | - |
| 固定資産税額の ある世帯 | | | | | | | | | | | |
| 合計 | 1,740,860 | 2,118,612 | 1,166,022 | 188,296 | 558,457 | 205,839 | 200,010 | 177,032 | 900 | 110 | 100 |
| 1人 | 1,004,303 | 1,243,459 | 681,097 | 126,574 | 307,569 | 128,220 | 125,011 | 113,728 | 450 | - | - |
| 2人 | 664,811 | 782,917 | 451,347 | 54,973 | 208,828 | 67,769 | 54,542 | 63,303 | 450 | 110 | 100 |
| 3人 | 68,321 | 86,775 | 32,530 | 6,145 | 39,060 | 9,040 | 18,426 | - | - | - | - |
| 4人 | 3,425 | 5,461 | 1,047 | 604 | 3,000 | 810 | 2,032 | - | - | - | - |
| 5人 | - | - | - | - | - | - | - | - | - | - | - |
| 6人 | - | - | - | - | - | - | - | - | - | - | - |
| 7人 | - | - | - | - | - | - | - | - | - | - | - |
| 8人以上 | - | - | - | - | - | - | - | - | - | - | - |
| 固定資産税額の ない世帯 | | | | | | | | | | | |
| 合計 | 5,307,852 | 6,579,778 | 3,692,612 | - | 2,199,099 | 688,066 | 848,513 | 382,558 | 4,100 | 39,155 | 5,750 |
| 1人 | 3,432,114 | 4,163,941 | 2,211,062 | - | 1,468,172 | 484,707 | 632,446 | 74,192 | 3,000 | 23,892 | 4,000 |
| 2人 | 1,637,842 | 2,089,237 | 1,296,208 | - | 610,290 | 182,739 | 181,319 | 259,097 | 950 | 10,597 | 1,550 |
| 3人 | 198,391 | 276,086 | 165,210 | - | 94,111 | 16,766 | 28,404 | 49,269 | 150 | - | - |
| 4人 | 39,504 | 50,513 | 20,132 | - | 26,526 | 3,855 | 6,344 | - | - | 4,666 | 200 |
| 5人 | - | - | - | - | - | - | - | - | - | - | - |
| 6人 | - | - | - | - | - | - | - | - | - | - | - |
| 7人 | - | - | - | - | - | - | - | - | - | - | - |
| 8人以上 | - | - | - | - | - | - | - | - | - | - | - |

保険料（税）算定状況・賦課状況 —退職世帯— <擬制世帯を除く>（続き）

| 介護納付金分 | | | | | | | | | | |
|-------------------|-----------|-----------|---------|-----------|---------|-------------------|--------------------|----------------------|-------------|-----------|
| 保険料 （税） 調定額 | 保険料（税）算定額 | | | | | 保険料 （税） 軽減額 | 賦課限度 額を 超える額 | 賦課限度 額を超え る世帯数 | 減免等によ る額 | 減免 世帯数 |
| | 計 | 所得割額 | 資産割額 | 均等割額 | 平等割額 | | | | | |
| 千円 | 千円 | 千円 | 千円 | 千円 | 千円 | 千円 | 千円 | | 千円 | |
| 6,649,119 | 8,314,335 | 4,003,776 | 155,758 | 3,156,971 | 997,830 | 1,154,984 | 472,294 | 3,500 | 35,350 | 5,600 |
| 4,357,265 | 5,390,978 | 2,395,266 | 103,621 | 2,131,406 | 760,685 | 869,605 | 137,368 | 2,300 | 24,737 | 3,900 |
| 2,043,219 | 2,600,147 | 1,429,551 | 45,930 | 913,636 | 211,031 | 242,767 | 305,655 | 1,000 | 7,997 | 1,500 |
| 218,660 | 285,763 | 162,220 | 5,748 | 95,002 | 22,793 | 37,762 | 29,272 | 200 | - | - |
| 29,976 | 37,447 | 16,740 | 460 | 16,927 | 3,321 | 4,850 | - | - | 2,616 | 200 |
| - | - | - | - | - | - | - | - | - | - | - |
| - | - | - | - | - | - | - | - | - | - | - |
| - | - | - | - | - | - | - | - | - | - | - |
| - | - | - | - | - | - | - | - | - | - | - |
| 1,546,160 | 1,892,743 | 901,831 | 155,758 | 609,990 | 225,164 | 213,689 | 132,070 | 800 | 60 | 100 |
| 925,484 | 1,154,730 | 549,265 | 103,621 | 351,596 | 150,249 | 139,122 | 89,573 | 500 | - | - |
| 562,481 | 662,753 | 325,163 | 45,930 | 225,574 | 66,086 | 58,159 | 41,888 | 250 | 60 | 100 |
| 54,902 | 70,632 | 26,324 | 5,748 | 30,080 | 8,480 | 15,077 | 609 | 50 | - | - |
| 3,293 | 4,628 | 1,079 | 460 | 2,740 | 350 | 1,332 | - | - | - | - |
| - | - | - | - | - | - | - | - | - | - | - |
| - | - | - | - | - | - | - | - | - | - | - |
| - | - | - | - | - | - | - | - | - | - | - |
| - | - | - | - | - | - | - | - | - | - | - |
| 5,102,960 | 6,421,592 | 3,101,945 | - | 2,546,981 | 772,665 | 941,295 | 340,224 | 2,700 | 35,290 | 5,500 |
| 3,431,781 | 4,236,247 | 1,846,000 | - | 1,779,811 | 610,436 | 730,483 | 47,795 | 1,800 | 24,737 | 3,900 |
| 1,480,737 | 1,937,394 | 1,104,388 | - | 688,062 | 144,945 | 184,609 | 263,766 | 750 | 7,937 | 1,400 |
| 163,758 | 215,131 | 135,896 | - | 64,922 | 14,313 | 22,685 | 28,663 | 150 | - | - |
| 26,683 | 32,819 | 15,662 | - | 14,187 | 2,971 | 3,518 | - | - | 2,616 | 200 |
| - | - | - | - | - | - | - | - | - | - | - |
| - | - | - | - | - | - | - | - | - | - | - |
| - | - | - | - | - | - | - | - | - | - | - |
| - | - | - | - | - | - | - | - | - | - | - |

第6表－1－1 被保険者の年齢階級別、

| 被保険者の年齢階級 | 被保険者数 | | | |
|-------------|------------|------------|------------|----------------------|
| | 計 | 男 | 女 | 所得(所得総額) のある被保険者数 |
| | 人 | 人 | 人 | 人 |
| 計 | 29,443,700 | 14,256,750 | 15,186,950 | 15,426,800 |
| ～ 4 歳 | 584,400 | 301,850 | 282,550 | 100 |
| 5 歳 ～ 9 " | 674,750 | 347,600 | 327,150 | 600 |
| 10 " ～ 14 " | 736,900 | 374,000 | 362,900 | 500 |
| 15 " ～ 19 " | 886,150 | 450,400 | 435,750 | 42,550 |
| 20 " ～ 24 " | 1,037,500 | 528,650 | 508,850 | 401,100 |
| 25 " ～ 29 " | 991,100 | 502,600 | 488,500 | 531,500 |
| 30 " ～ 34 " | 1,135,900 | 592,250 | 543,650 | 620,650 |
| 35 " ～ 39 " | 1,307,250 | 701,100 | 606,150 | 717,950 |
| 40 " ～ 44 " | 1,584,900 | 882,200 | 702,700 | 887,000 |
| 45 " ～ 49 " | 1,748,600 | 927,450 | 821,150 | 982,400 |
| 50 " ～ 54 " | 1,562,550 | 814,950 | 747,600 | 898,650 |
| 55 " ～ 59 " | 1,731,800 | 813,750 | 918,050 | 979,450 |
| 60 " ～ 64 " | 3,029,550 | 1,316,900 | 1,712,650 | 1,815,400 |
| 65 " ～ 69 " | 6,441,450 | 2,950,200 | 3,491,250 | 4,053,950 |
| 70 " ～ 74 " | 5,990,900 | 2,752,850 | 3,238,050 | 3,495,000 |

被保険者数及び所得の状況（５歳階級） — 全世界帯 —

| 被保険者の所得総額 | 旧ただし書方式による課税標準額 | 年金収入額 | 所得(所得総額)のない被保険者数 | 所得不詳の被保険者数 |
|----------------|-----------------|----------------|------------------|------------|
| 千円 | 千円 | 千円 | 人 | 人 |
| 23,795,996,471 | 19,135,555,290 | 16,476,317,813 | 12,307,300 | 1,709,600 |
| 658,409 | 625,409 | - | 531,100 | 53,200 |
| 260,978 | 153,906 | - | 621,450 | 52,700 |
| 865,696 | 781,732 | - | 678,950 | 57,450 |
| 22,264,465 | 12,225,439 | - | 755,950 | 87,650 |
| 383,328,445 | 267,699,568 | - | 511,150 | 125,250 |
| 694,782,933 | 531,426,679 | - | 337,800 | 121,800 |
| 898,213,488 | 706,651,247 | - | 390,450 | 124,800 |
| 1,208,918,726 | 987,582,863 | 117,019 | 451,050 | 138,250 |
| 1,545,913,151 | 1,273,686,266 | - | 537,250 | 160,650 |
| 1,850,166,163 | 1,547,989,124 | 48,996 | 587,950 | 178,250 |
| 1,719,048,082 | 1,443,150,454 | 50,131 | 515,450 | 148,450 |
| 1,870,142,271 | 1,573,692,544 | 10,010,164 | 622,150 | 130,200 |
| 2,730,550,220 | 2,187,329,750 | 960,089,797 | 1,087,400 | 126,750 |
| 5,968,125,353 | 4,747,814,951 | 7,505,364,633 | 2,266,450 | 121,050 |
| 4,902,758,091 | 3,854,745,359 | 8,000,637,073 | 2,412,750 | 83,150 |

第6表－1－2 被保険者の年齢階級別、

| 被保険者の年齢階級 | 被保険者数 | | | |
|-------------|-----------|-----------|-----------|----------------------|
| | 計 | 男 | 女 | 所得(所得総額) のある被保険者数 |
| | 人 | 人 | 人 | 人 |
| 計 | 3,817,450 | 1,838,950 | 1,978,500 | 2,178,800 |
| ～ 4 歳 | 82,400 | 40,700 | 41,700 | - |
| 5 歳 ～ 9 " | 99,050 | 51,450 | 47,600 | - |
| 10 " ～ 14 " | 110,500 | 60,350 | 50,150 | 150 |
| 15 " ～ 19 " | 127,750 | 65,500 | 62,250 | 6,500 |
| 20 " ～ 24 " | 90,950 | 43,750 | 47,200 | 44,250 |
| 25 " ～ 29 " | 77,650 | 37,850 | 39,800 | 48,050 |
| 30 " ～ 34 " | 106,850 | 54,200 | 52,650 | 67,100 |
| 35 " ～ 39 " | 136,450 | 74,800 | 61,650 | 84,150 |
| 40 " ～ 44 " | 171,150 | 91,300 | 79,850 | 113,700 |
| 45 " ～ 49 " | 171,450 | 87,400 | 84,050 | 111,350 |
| 50 " ～ 54 " | 150,800 | 76,050 | 74,750 | 103,100 |
| 55 " ～ 59 " | 154,100 | 66,200 | 87,900 | 101,650 |
| 60 " ～ 64 " | 357,650 | 132,350 | 225,300 | 223,000 |
| 65 " ～ 69 " | 977,450 | 442,400 | 535,050 | 633,100 |
| 70 " ～ 74 " | 1,003,250 | 514,650 | 488,600 | 642,700 |

被保険者数及び所得の状況（5歳階級） — 全世界帯 —

(再掲) 2割軽減世帯

| 被保険者の所得総額 | 旧ただし書方式による課税標準額 | 年金収入額 | 所得(所得総額)のない被保険者数 | 所得不詳の被保険者数 |
|---------------|-----------------|---------------|------------------|------------|
| 千円 | 千円 | 千円 | 人 | 人 |
| 1,955,614,131 | 1,282,716,804 | 2,843,367,117 | 1,558,400 | 80,250 |
| - | - | - | 78,950 | 3,450 |
| - | - | - | 95,650 | 3,400 |
| 13,948 | - | - | 104,400 | 5,950 |
| 3,403,720 | 1,882,865 | - | 112,900 | 8,350 |
| 29,637,103 | 17,002,494 | - | 44,500 | 2,200 |
| 42,364,349 | 27,481,243 | - | 25,950 | 3,650 |
| 62,197,848 | 41,719,154 | - | 35,550 | 4,200 |
| 83,721,986 | 57,766,822 | - | 47,750 | 4,550 |
| 113,046,213 | 77,973,580 | - | 51,800 | 5,650 |
| 111,206,494 | 76,130,777 | 29,298 | 52,950 | 7,150 |
| 94,514,340 | 61,778,031 | 46,611 | 43,500 | 4,200 |
| 81,638,463 | 50,403,786 | 77,957 | 47,700 | 4,750 |
| 160,891,107 | 93,083,107 | 138,002,862 | 127,050 | 7,600 |
| 558,260,606 | 362,988,644 | 1,228,970,006 | 336,400 | 7,950 |
| 614,717,954 | 414,506,302 | 1,476,240,382 | 353,350 | 7,200 |

第6表－1－3 被保険者の年齢階級別、

| 被保険者の年齢階級 | 被保険者数 | | | |
|-------------|-----------|-----------|-----------|----------------------|
| | 計 | 男 | 女 | 所得(所得総額) のある被保険者数 |
| | 人 | 人 | 人 | 人 |
| 計 | 4,505,600 | 2,098,450 | 2,407,150 | 2,451,900 |
| ～ 4 歳 | 99,600 | 53,100 | 46,500 | - |
| 5 歳 ～ 9 " | 141,600 | 75,200 | 66,400 | - |
| 10 " ～ 14 " | 162,550 | 81,850 | 80,700 | - |
| 15 " ～ 19 " | 175,650 | 88,750 | 86,900 | 8,450 |
| 20 " ～ 24 " | 116,700 | 62,550 | 54,150 | 52,750 |
| 25 " ～ 29 " | 93,850 | 47,050 | 46,800 | 57,500 |
| 30 " ～ 34 " | 131,100 | 57,150 | 73,950 | 75,700 |
| 35 " ～ 39 " | 177,450 | 82,400 | 95,050 | 104,850 |
| 40 " ～ 44 " | 226,200 | 105,450 | 120,750 | 128,450 |
| 45 " ～ 49 " | 238,950 | 107,500 | 131,450 | 143,200 |
| 50 " ～ 54 " | 179,100 | 78,800 | 100,300 | 119,100 |
| 55 " ～ 59 " | 199,800 | 81,600 | 118,200 | 129,100 |
| 60 " ～ 64 " | 395,600 | 164,000 | 231,600 | 256,400 |
| 65 " ～ 69 " | 1,061,300 | 453,450 | 607,850 | 665,200 |
| 70 " ～ 74 " | 1,106,150 | 559,600 | 546,550 | 711,200 |

被保険者数及び所得の状況（5歳階級） — 全世界帯 —

(再掲) 5割軽減世帯

| 被保険者の所得総額 | 旧ただし書方式による課税標準額 | 年金収入額 | 所得(所得総額)のない被保険者数 | 所得不詳の被保険者数 |
|---------------|-----------------|---------------|------------------|------------|
| 千円 | 千円 | 千円 | 人 | 人 |
| 1,399,320,862 | 648,022,357 | 2,713,530,859 | 1,955,650 | 98,050 |
| - | - | - | 95,350 | 4,250 |
| - | - | - | 136,900 | 4,700 |
| - | - | - | 157,050 | 5,500 |
| 2,869,140 | 987,752 | - | 154,150 | 13,050 |
| 24,469,635 | 9,236,994 | - | 58,550 | 5,400 |
| 31,428,637 | 13,594,805 | - | 32,650 | 3,700 |
| 44,257,436 | 20,293,153 | - | 51,950 | 3,450 |
| 60,874,169 | 28,462,716 | - | 66,000 | 6,600 |
| 76,059,556 | 36,546,096 | - | 90,450 | 7,300 |
| 81,492,115 | 37,048,658 | - | 86,950 | 8,800 |
| 64,586,458 | 27,864,273 | - | 54,000 | 6,000 |
| 64,261,783 | 24,389,203 | 710,033 | 64,850 | 5,850 |
| 123,147,931 | 44,992,929 | 134,085,656 | 132,500 | 6,700 |
| 375,794,309 | 173,701,355 | 1,148,268,209 | 386,250 | 9,850 |
| 450,079,691 | 230,904,423 | 1,430,466,962 | 388,050 | 6,900 |

第6表－1－4 被保険者の年齢階級別、

| 被保険者の年齢階級 | 被保険者数 | | | |
|-------------|-----------|-----------|-----------|----------------------|
| | 計 | 男 | 女 | 所得(所得総額) のある被保険者数 |
| | 人 | 人 | 人 | 人 |
| 計 | 7,253,050 | 3,160,500 | 4,092,550 | 1,683,450 |
| ～ 4 歳 | 160,650 | 85,100 | 75,550 | - |
| 5 歳 ～ 9 " | 168,350 | 82,950 | 85,400 | 150 |
| 10 " ～ 14 " | 174,950 | 85,750 | 89,200 | - |
| 15 " ～ 19 " | 224,200 | 108,650 | 115,550 | 6,850 |
| 20 " ～ 24 " | 292,050 | 140,950 | 151,100 | 42,350 |
| 25 " ～ 29 " | 239,050 | 109,050 | 130,000 | 46,100 |
| 30 " ～ 34 " | 249,350 | 115,100 | 134,250 | 53,250 |
| 35 " ～ 39 " | 301,050 | 142,400 | 158,650 | 61,950 |
| 40 " ～ 44 " | 372,900 | 196,100 | 176,800 | 77,550 |
| 45 " ～ 49 " | 455,500 | 235,300 | 220,200 | 93,800 |
| 50 " ～ 54 " | 428,050 | 221,000 | 207,050 | 87,500 |
| 55 " ～ 59 " | 497,550 | 248,500 | 249,050 | 97,200 |
| 60 " ～ 64 " | 714,300 | 337,850 | 376,450 | 189,900 |
| 65 " ～ 69 " | 1,429,850 | 560,550 | 869,300 | 467,700 |
| 70 " ～ 74 " | 1,545,250 | 491,250 | 1,054,000 | 459,150 |

被保険者数及び所得の状況（5歳階級） — 全世界帯 —

(再掲) 7割軽減世帯

| 被保険者の所得総額 | 旧ただし書方式による課税標準額 | 年金収入額 | 所得(所得総額)のない被保険者数 | 所得不詳の被保険者数 |
|-------------|-----------------|---------------|------------------|------------|
| 千円 | 千円 | 千円 | 人 | 人 |
| 417,216,638 | 87,457,975 | 2,475,759,795 | 5,458,550 | 111,050 |
| - | - | - | 152,600 | 8,050 |
| 4,950 | - | - | 162,100 | 6,100 |
| - | - | - | 167,950 | 7,000 |
| 1,767,750 | 591,922 | - | 207,100 | 10,250 |
| 8,413,313 | 1,270,393 | - | 244,850 | 4,850 |
| 13,955,050 | 5,184,820 | - | 189,350 | 3,600 |
| 19,142,078 | 8,452,111 | - | 191,950 | 4,150 |
| 19,484,399 | 6,803,850 | - | 229,450 | 9,650 |
| 25,944,055 | 10,386,022 | - | 284,650 | 10,700 |
| 26,358,042 | 8,078,032 | - | 352,600 | 9,100 |
| 24,461,031 | 7,280,605 | 3,520 | 333,850 | 6,700 |
| 21,097,067 | 3,074,389 | 1,458,577 | 390,800 | 9,550 |
| 40,431,708 | 5,870,058 | 108,851,074 | 517,900 | 6,500 |
| 112,812,958 | 18,329,211 | 1,071,160,676 | 953,300 | 8,850 |
| 103,344,237 | 12,136,562 | 1,294,285,949 | 1,080,100 | 6,000 |

第6表-2 被保険者の年齢階級別、

| 被保険者の年齢階級 | 被保険者数 | | | |
|-------------|------------|------------|------------|----------------------|
| | 計 | 男 | 女 | 所得(所得総額) のある被保険者数 |
| | 人 | 人 | 人 | 人 |
| 計 | 29,080,250 | 14,081,700 | 14,998,550 | 15,169,900 |
| ～ 4 歳 | 584,000 | 301,650 | 282,350 | 100 |
| 5 歳 ～ 9 " | 674,350 | 347,350 | 327,000 | 600 |
| 10 " ～ 14 " | 736,650 | 373,850 | 362,800 | 500 |
| 15 " ～ 19 " | 885,500 | 449,950 | 435,550 | 42,550 |
| 20 " ～ 24 " | 1,034,600 | 527,550 | 507,050 | 400,450 |
| 25 " ～ 29 " | 988,500 | 501,400 | 487,100 | 530,900 |
| 30 " ～ 34 " | 1,132,550 | 590,550 | 542,000 | 620,250 |
| 35 " ～ 39 " | 1,303,450 | 699,250 | 604,200 | 717,500 |
| 40 " ～ 44 " | 1,584,300 | 882,050 | 702,250 | 887,000 |
| 45 " ～ 49 " | 1,748,500 | 927,450 | 821,050 | 982,350 |
| 50 " ～ 54 " | 1,561,350 | 814,950 | 746,400 | 897,850 |
| 55 " ～ 59 " | 1,719,100 | 813,000 | 906,100 | 975,700 |
| 60 " ～ 64 " | 2,711,150 | 1,160,400 | 1,550,750 | 1,580,000 |
| 65 " ～ 69 " | 6,425,350 | 2,939,450 | 3,485,900 | 4,039,150 |
| 70 " ～ 74 " | 5,990,900 | 2,752,850 | 3,238,050 | 3,495,000 |

被保険者数及び所得の状況（５歳階級） —一般世帯—

| 被保険者の所得総額 | 旧ただし書方式による課税標準額 | 年金収入額 | 所得(所得総額)のない被保険者数 | 所得不詳の被保険者数 |
|----------------|-----------------|----------------|------------------|------------|
| 千円 | 千円 | 千円 | 人 | 人 |
| 23,481,989,710 | 18,897,732,372 | 16,180,738,835 | 12,206,150 | 1,704,200 |
| 658,409 | 625,409 | - | 530,700 | 53,200 |
| 260,978 | 153,906 | - | 621,050 | 52,700 |
| 865,696 | 781,732 | - | 678,700 | 57,450 |
| 22,264,465 | 12,225,439 | - | 755,300 | 87,650 |
| 383,141,440 | 267,667,475 | - | 508,950 | 125,200 |
| 694,509,725 | 531,322,648 | - | 336,200 | 121,400 |
| 898,066,549 | 706,612,186 | - | 387,600 | 124,700 |
| 1,208,679,094 | 987,473,725 | 117,019 | 447,950 | 138,000 |
| 1,545,913,151 | 1,273,686,266 | - | 536,650 | 160,650 |
| 1,850,153,216 | 1,547,989,124 | 48,996 | 587,900 | 178,250 |
| 1,718,690,002 | 1,443,019,233 | 50,131 | 515,050 | 148,450 |
| 1,863,122,041 | 1,567,664,705 | 10,010,164 | 613,900 | 129,500 |
| 2,443,379,577 | 1,970,092,475 | 683,359,676 | 1,008,000 | 123,150 |
| 5,949,527,277 | 4,733,672,692 | 7,486,515,776 | 2,265,450 | 120,750 |
| 4,902,758,091 | 3,854,745,359 | 8,000,637,073 | 2,412,750 | 83,150 |

第6表-3 被保険者の年齢階級別、

| 被保険者の年齢階級 | 被保険者数 | | | |
|-------------|---------|---------|---------|----------------------|
| | 計 | 男 | 女 | 所得(所得総額) のある被保険者数 |
| | 人 | 人 | 人 | 人 |
| 計 | 363,450 | 175,050 | 188,400 | 256,900 |
| ～ 4 歳 | 400 | 200 | 200 | - |
| 5 歳 ～ 9 " | 400 | 250 | 150 | - |
| 10 " ～ 14 " | 250 | 150 | 100 | - |
| 15 " ～ 19 " | 650 | 450 | 200 | - |
| 20 " ～ 24 " | 2,900 | 1,100 | 1,800 | 650 |
| 25 " ～ 29 " | 2,600 | 1,200 | 1,400 | 600 |
| 30 " ～ 34 " | 3,350 | 1,700 | 1,650 | 400 |
| 35 " ～ 39 " | 3,800 | 1,850 | 1,950 | 450 |
| 40 " ～ 44 " | 600 | 150 | 450 | - |
| 45 " ～ 49 " | 100 | - | 100 | 50 |
| 50 " ～ 54 " | 1,200 | - | 1,200 | 800 |
| 55 " ～ 59 " | 12,700 | 750 | 11,950 | 3,750 |
| 60 " ～ 64 " | 318,400 | 156,500 | 161,900 | 235,400 |
| 65 " ～ 69 " | 16,100 | 10,750 | 5,350 | 14,800 |
| 70 " ～ 74 " | - | - | - | - |

被保険者数及び所得の状況（5歳階級） —退職世帯—

| 被保険者の所得総額 | 旧ただし書方式による課税標準額 | 年金収入額 | 所得(所得総額)のない被保険者数 | 所得不詳の被保険者数 |
|-------------|-----------------|-------------|------------------|------------|
| 千円 | 千円 | 千円 | 人 | 人 |
| 314,006,761 | 237,822,918 | 295,578,978 | 101,150 | 5,400 |
| - | - | - | 400 | - |
| - | - | - | 400 | - |
| - | - | - | 250 | - |
| - | - | - | 650 | - |
| 187,005 | 32,093 | - | 2,200 | 50 |
| 273,208 | 104,032 | - | 1,600 | 400 |
| 146,939 | 39,061 | - | 2,850 | 100 |
| 239,632 | 109,138 | - | 3,100 | 250 |
| - | - | - | 600 | - |
| 12,948 | - | - | 50 | - |
| 358,080 | 131,221 | - | 400 | - |
| 7,020,230 | 6,027,839 | - | 8,250 | 700 |
| 287,170,643 | 217,237,275 | 276,730,121 | 79,400 | 3,600 |
| 18,598,075 | 14,142,259 | 18,848,857 | 1,000 | 300 |
| - | - | - | - | - |

第7表-1 被保険者の年齢階級別、

| 被保険者の年齢階級 | 被保険者数 | | | |
|-----------|------------|------------|------------|----------------------|
| | 計 | 男 | 女 | 所得(所得総額) のある被保険者数 |
| | 人 | 人 | 人 | 人 |
| 計 | 29,443,700 | 14,256,750 | 15,186,950 | 15,426,800 |
| 0 歳 | 105,500 | 57,650 | 47,850 | - |
| 1 " | 113,200 | 57,700 | 55,500 | - |
| 2 " | 117,900 | 57,450 | 60,450 | - |
| 3 " | 121,750 | 64,000 | 57,750 | - |
| 4 " | 126,050 | 65,050 | 61,000 | 100 |
| 5 " | 130,600 | 68,150 | 62,450 | 150 |
| 6 " | 135,600 | 71,750 | 63,850 | 100 |
| 7 " | 123,450 | 61,600 | 61,850 | 250 |
| 8 " | 144,000 | 75,800 | 68,200 | 100 |
| 9 " | 141,100 | 70,300 | 70,800 | - |
| 10 " | 140,800 | 70,600 | 70,200 | - |
| 11 " | 146,650 | 71,650 | 75,000 | 100 |
| 12 " | 149,700 | 79,950 | 69,750 | - |
| 13 " | 143,700 | 70,950 | 72,750 | 250 |
| 14 " | 156,050 | 80,850 | 75,200 | 150 |
| 15 " | 163,950 | 83,100 | 80,850 | 200 |
| 16 " | 165,450 | 83,600 | 81,850 | 750 |
| 17 " | 179,400 | 89,150 | 90,250 | 4,900 |
| 18 " | 178,350 | 90,750 | 87,600 | 12,500 |
| 19 " | 199,000 | 103,800 | 95,200 | 24,200 |
| 20 " | 202,100 | 98,200 | 103,900 | 52,350 |
| 21 " | 218,500 | 107,600 | 110,900 | 76,250 |
| 22 " | 216,000 | 114,300 | 101,700 | 82,900 |
| 23 " | 208,850 | 108,950 | 99,900 | 90,900 |
| 24 " | 192,050 | 99,600 | 92,450 | 98,700 |
| 25 " | 203,000 | 102,050 | 100,950 | 108,900 |
| 26 " | 195,050 | 97,650 | 97,400 | 99,650 |
| 27 " | 201,400 | 99,650 | 101,750 | 111,550 |
| 28 " | 196,650 | 101,950 | 94,700 | 106,050 |
| 29 " | 195,000 | 101,300 | 93,700 | 105,350 |
| 30 " | 210,050 | 105,500 | 104,550 | 104,750 |
| 31 " | 213,500 | 109,250 | 104,250 | 118,900 |
| 32 " | 234,450 | 127,150 | 107,300 | 130,300 |
| 33 " | 231,600 | 120,750 | 110,850 | 130,750 |
| 34 " | 246,300 | 129,600 | 116,700 | 135,950 |
| 35 " | 238,550 | 129,250 | 109,300 | 128,300 |
| 36 " | 245,300 | 130,900 | 114,400 | 135,950 |
| 37 " | 263,350 | 137,400 | 125,950 | 146,050 |

被保険者数及び世帯の所得の状況（各年齢別） — 全世帯 —

| 被保険者の所得総額 | 旧ただし書方式による課税標準額 | 年金収入額 | 所得(所得総額)のない被保険者数 | 所得不詳の被保険者数 |
|----------------|-----------------|----------------|------------------|------------|
| 千円 | 千円 | 千円 | 人 | 人 |
| 23,795,996,471 | 19,135,555,290 | 16,476,317,813 | 12,307,300 | 1,709,600 |
| - | - | - | 94,650 | 10,850 |
| - | - | - | 102,700 | 10,500 |
| - | - | - | 107,250 | 10,650 |
| - | - | - | 112,050 | 9,700 |
| 658,409 | 625,409 | - | 114,450 | 11,500 |
| 3,123 | - | - | 122,250 | 8,200 |
| 109,713 | 76,713 | - | 123,350 | 12,150 |
| 114,663 | 76,713 | - | 113,050 | 10,150 |
| 33,480 | 480 | - | 133,100 | 10,800 |
| - | - | - | 129,700 | 11,400 |
| - | - | - | 131,050 | 9,750 |
| 472,732 | 439,732 | - | 135,800 | 10,750 |
| - | - | - | 137,050 | 12,650 |
| 388,948 | 342,000 | - | 130,350 | 13,100 |
| 4,017 | - | - | 144,700 | 11,200 |
| 58,247 | 26,418 | - | 147,050 | 16,700 |
| 164,960 | 61,887 | - | 150,200 | 14,500 |
| 1,246,978 | 336,954 | - | 156,800 | 17,700 |
| 5,102,203 | 2,426,336 | - | 148,200 | 17,650 |
| 15,692,077 | 9,373,844 | - | 153,700 | 21,100 |
| 32,010,463 | 18,412,551 | - | 126,000 | 23,750 |
| 57,319,629 | 36,668,043 | - | 119,650 | 22,600 |
| 82,502,249 | 58,215,343 | - | 109,500 | 23,600 |
| 96,873,159 | 69,962,461 | - | 90,150 | 27,800 |
| 114,622,945 | 84,441,170 | - | 65,850 | 27,500 |
| 150,714,223 | 117,305,363 | - | 69,850 | 24,250 |
| 115,680,897 | 84,954,048 | - | 70,150 | 25,250 |
| 144,097,484 | 109,974,051 | - | 67,750 | 22,100 |
| 137,870,043 | 105,128,830 | - | 66,200 | 24,400 |
| 146,420,286 | 114,064,387 | - | 63,850 | 25,800 |
| 136,185,218 | 104,100,289 | - | 75,650 | 29,650 |
| 157,666,989 | 121,183,147 | - | 74,350 | 20,250 |
| 201,421,210 | 160,858,647 | - | 80,100 | 24,050 |
| 194,967,747 | 154,587,971 | - | 77,800 | 23,050 |
| 207,972,324 | 165,921,194 | - | 82,550 | 27,800 |
| 237,834,312 | 197,811,112 | - | 84,300 | 25,950 |
| 218,965,599 | 176,952,006 | - | 82,700 | 26,650 |
| 222,786,647 | 178,615,568 | 117,019 | 89,050 | 28,250 |

第7表-1 被保険者の年齢階級別、

| 被保険者の年齢階級 | 被保険者数 | | | |
|-----------|-----------|---------|---------|----------------------|
| | 計 | 男 | 女 | 所得(所得総額) のある被保険者数 |
| | 人 | 人 | 人 | 人 |
| 38 歳 | 273,900 | 148,700 | 125,200 | 149,950 |
| 39 " | 286,150 | 154,850 | 131,300 | 157,700 |
| 40 " | 291,000 | 165,700 | 125,300 | 160,700 |
| 41 " | 306,250 | 171,950 | 134,300 | 172,200 |
| 42 " | 319,350 | 183,250 | 136,100 | 178,600 |
| 43 " | 326,600 | 176,400 | 150,200 | 185,300 |
| 44 " | 341,700 | 184,900 | 156,800 | 190,200 |
| 45 " | 345,400 | 188,500 | 156,900 | 192,250 |
| 46 " | 358,750 | 185,650 | 173,100 | 198,450 |
| 47 " | 356,750 | 197,650 | 159,100 | 202,700 |
| 48 " | 352,900 | 186,300 | 166,600 | 198,000 |
| 49 " | 334,800 | 169,350 | 165,450 | 191,000 |
| 50 " | 330,800 | 176,500 | 154,300 | 190,750 |
| 51 " | 265,100 | 140,850 | 124,250 | 154,750 |
| 52 " | 332,350 | 175,950 | 156,400 | 191,000 |
| 53 " | 324,200 | 161,900 | 162,300 | 187,000 |
| 54 " | 310,100 | 159,750 | 150,350 | 175,150 |
| 55 " | 314,900 | 156,000 | 158,900 | 181,650 |
| 56 " | 302,250 | 142,200 | 160,050 | 173,200 |
| 57 " | 352,400 | 167,750 | 184,650 | 198,000 |
| 58 " | 374,050 | 180,500 | 193,550 | 213,500 |
| 59 " | 388,200 | 167,300 | 220,900 | 213,100 |
| 60 " | 434,650 | 187,800 | 246,850 | 257,650 |
| 61 " | 503,400 | 228,850 | 274,550 | 282,650 |
| 62 " | 616,000 | 263,200 | 352,800 | 364,100 |
| 63 " | 702,050 | 305,850 | 396,200 | 437,650 |
| 64 " | 773,450 | 331,200 | 442,250 | 473,350 |
| 65 " | 953,600 | 421,050 | 532,550 | 610,000 |
| 66 " | 1,145,150 | 518,200 | 626,950 | 723,550 |
| 67 " | 1,303,200 | 597,750 | 705,450 | 829,300 |
| 68 " | 1,498,550 | 694,000 | 804,550 | 948,100 |
| 69 " | 1,540,950 | 719,200 | 821,750 | 943,000 |
| 70 " | 1,487,300 | 698,000 | 789,300 | 901,650 |
| 71 " | 958,400 | 438,350 | 520,050 | 562,100 |
| 72 " | 1,045,450 | 479,100 | 566,350 | 615,800 |
| 73 " | 1,272,450 | 578,500 | 693,950 | 719,300 |
| 74 " | 1,227,000 | 558,750 | 668,250 | 695,900 |
| 75 " | 300 | 150 | 150 | 250 |

注) 被保険者の年齢階級「75歳」は、平成29年9月末日に75歳に到達した者である。

被保険者数及び世帯の所得の状況（各年齢別） — 全世帯 — （続き）

| 被保険者の所得総額 | 旧ただし書方式による課税標準額 | 年金収入額 | 所得(所得総額)のない被保険者数 | 所得不詳の被保険者数 |
|---------------|-----------------|---------------|------------------|------------|
| 千円 | 千円 | 千円 | 人 | 人 |
| 245,550,521 | 199,130,925 | - | 94,200 | 29,750 |
| 283,781,647 | 235,073,251 | - | 100,800 | 27,650 |
| 278,047,308 | 229,274,854 | - | 98,800 | 31,500 |
| 301,442,992 | 248,702,038 | - | 99,850 | 34,200 |
| 304,739,231 | 249,263,328 | - | 110,700 | 30,050 |
| 345,401,281 | 288,392,313 | - | 106,950 | 34,350 |
| 316,282,339 | 258,053,733 | - | 120,950 | 30,550 |
| 344,905,416 | 285,313,895 | 19,697 | 115,400 | 37,750 |
| 404,606,419 | 343,977,988 | - | 122,750 | 37,550 |
| 376,326,757 | 313,895,754 | - | 119,800 | 34,250 |
| 376,706,599 | 315,903,729 | - | 117,800 | 37,100 |
| 347,620,973 | 288,897,758 | 29,298 | 112,200 | 31,600 |
| 362,573,296 | 303,614,080 | - | 109,250 | 30,800 |
| 292,065,261 | 244,099,425 | - | 86,100 | 24,250 |
| 356,552,003 | 298,100,456 | 46,611 | 107,000 | 34,350 |
| 360,729,754 | 303,331,234 | 3,520 | 108,000 | 29,200 |
| 347,127,769 | 294,005,259 | - | 105,100 | 29,850 |
| 325,371,342 | 270,291,919 | 906,701 | 107,000 | 26,250 |
| 336,288,168 | 283,419,214 | 382,414 | 102,600 | 26,450 |
| 371,768,906 | 311,912,845 | 4,052,286 | 127,650 | 26,750 |
| 372,811,813 | 308,538,312 | 740,510 | 137,200 | 23,350 |
| 463,902,041 | 399,530,255 | 3,928,253 | 147,700 | 27,400 |
| 432,168,650 | 353,644,233 | 1,811,798 | 153,100 | 23,900 |
| 428,054,461 | 344,607,487 | 40,161,817 | 195,600 | 25,150 |
| 513,907,522 | 405,338,339 | 168,710,316 | 226,300 | 25,600 |
| 667,369,778 | 536,043,400 | 340,453,426 | 240,950 | 23,450 |
| 689,049,809 | 547,696,291 | 408,952,440 | 271,450 | 28,650 |
| 851,863,487 | 670,389,847 | 633,235,471 | 318,850 | 24,750 |
| 1,064,395,563 | 847,025,758 | 1,213,870,190 | 396,950 | 24,650 |
| 1,242,854,069 | 991,819,533 | 1,679,361,254 | 450,500 | 23,400 |
| 1,390,167,670 | 1,105,089,452 | 1,955,746,987 | 522,750 | 27,700 |
| 1,418,844,564 | 1,133,490,362 | 2,023,150,731 | 577,400 | 20,550 |
| 1,345,866,619 | 1,073,803,407 | 1,974,776,814 | 561,250 | 24,400 |
| 803,664,297 | 633,940,048 | 1,264,638,008 | 382,100 | 14,200 |
| 856,491,952 | 672,134,738 | 1,412,493,510 | 414,050 | 15,600 |
| 944,844,973 | 730,639,332 | 1,682,549,469 | 539,700 | 13,450 |
| 951,703,985 | 744,124,069 | 1,665,659,737 | 515,600 | 15,500 |
| 186,265 | 103,765 | 519,535 | 50 | - |

第7表-2 被保険者の年齢階級別、

| 被保険者の年齢階級 | 被保険者数 | | | |
|-----------|------------|------------|------------|----------------------|
| | 計 | 男 | 女 | 所得(所得総額) のある被保険者数 |
| | 人 | 人 | 人 | 人 |
| 計 | 29,080,250 | 14,081,700 | 14,998,550 | 15,169,900 |
| 0 歳 | 105,500 | 57,650 | 47,850 | - |
| 1 " | 113,200 | 57,700 | 55,500 | - |
| 2 " | 117,900 | 57,450 | 60,450 | - |
| 3 " | 121,350 | 63,800 | 57,550 | - |
| 4 " | 126,050 | 65,050 | 61,000 | 100 |
| 5 " | 130,400 | 67,950 | 62,450 | 150 |
| 6 " | 135,500 | 71,750 | 63,750 | 100 |
| 7 " | 123,400 | 61,550 | 61,850 | 250 |
| 8 " | 143,950 | 75,800 | 68,150 | 100 |
| 9 " | 141,100 | 70,300 | 70,800 | - |
| 10 " | 140,650 | 70,550 | 70,100 | - |
| 11 " | 146,650 | 71,650 | 75,000 | 100 |
| 12 " | 149,700 | 79,950 | 69,750 | - |
| 13 " | 143,600 | 70,850 | 72,750 | 250 |
| 14 " | 156,050 | 80,850 | 75,200 | 150 |
| 15 " | 163,750 | 83,000 | 80,750 | 200 |
| 16 " | 165,350 | 83,500 | 81,850 | 750 |
| 17 " | 179,400 | 89,150 | 90,250 | 4,900 |
| 18 " | 178,200 | 90,600 | 87,600 | 12,500 |
| 19 " | 198,800 | 103,700 | 95,100 | 24,200 |
| 20 " | 201,100 | 97,700 | 103,400 | 52,250 |
| 21 " | 217,300 | 107,350 | 109,950 | 75,700 |
| 22 " | 215,650 | 114,050 | 101,600 | 82,900 |
| 23 " | 208,700 | 108,850 | 99,850 | 90,900 |
| 24 " | 191,850 | 99,600 | 92,250 | 98,700 |
| 25 " | 202,800 | 102,050 | 100,750 | 108,700 |
| 26 " | 194,900 | 97,500 | 97,400 | 99,650 |
| 27 " | 201,100 | 99,350 | 101,750 | 111,400 |
| 28 " | 195,650 | 101,800 | 93,850 | 105,800 |
| 29 " | 194,050 | 100,700 | 93,350 | 105,350 |
| 30 " | 209,400 | 105,000 | 104,400 | 104,650 |
| 31 " | 212,800 | 108,950 | 103,850 | 118,850 |
| 32 " | 234,050 | 126,900 | 107,150 | 130,300 |
| 33 " | 230,350 | 120,200 | 110,150 | 130,500 |
| 34 " | 245,950 | 129,500 | 116,450 | 135,950 |
| 35 " | 237,600 | 129,050 | 108,550 | 128,250 |
| 36 " | 244,000 | 129,950 | 114,050 | 135,700 |
| 37 " | 262,500 | 137,000 | 125,500 | 145,900 |

被保険者数及び世帯の所得の状況（各年齢別） — 一般世帯 —

| 被保険者の所得総額 | 旧ただし書方式による課税標準額 | 年金収入額 | 所得(所得総額)のない被保険者数 | 所得不詳の被保険者数 |
|----------------|-----------------|----------------|------------------|------------|
| 千円 | 千円 | 千円 | 人 | 人 |
| 23,481,989,710 | 18,897,732,372 | 16,180,738,835 | 12,206,150 | 1,704,200 |
| - | - | - | 94,650 | 10,850 |
| - | - | - | 102,700 | 10,500 |
| - | - | - | 107,250 | 10,650 |
| - | - | - | 111,650 | 9,700 |
| 658,409 | 625,409 | - | 114,450 | 11,500 |
| 3,123 | - | - | 122,050 | 8,200 |
| 109,713 | 76,713 | - | 123,250 | 12,150 |
| 114,663 | 76,713 | - | 113,000 | 10,150 |
| 33,480 | 480 | - | 133,050 | 10,800 |
| - | - | - | 129,700 | 11,400 |
| - | - | - | 130,900 | 9,750 |
| 472,732 | 439,732 | - | 135,800 | 10,750 |
| - | - | - | 137,050 | 12,650 |
| 388,948 | 342,000 | - | 130,250 | 13,100 |
| 4,017 | - | - | 144,700 | 11,200 |
| 58,247 | 26,418 | - | 146,850 | 16,700 |
| 164,960 | 61,887 | - | 150,100 | 14,500 |
| 1,246,978 | 336,954 | - | 156,800 | 17,700 |
| 5,102,203 | 2,426,336 | - | 148,050 | 17,650 |
| 15,692,077 | 9,373,844 | - | 153,500 | 21,100 |
| 31,987,937 | 18,412,551 | - | 125,100 | 23,750 |
| 57,155,150 | 36,635,950 | - | 119,000 | 22,600 |
| 82,502,249 | 58,215,343 | - | 109,150 | 23,600 |
| 96,873,159 | 69,962,461 | - | 90,000 | 27,800 |
| 114,622,945 | 84,441,170 | - | 65,700 | 27,450 |
| 150,576,327 | 117,233,467 | - | 69,850 | 24,250 |
| 115,680,897 | 84,954,048 | - | 70,000 | 25,250 |
| 144,015,848 | 109,941,916 | - | 67,600 | 22,100 |
| 137,816,367 | 105,128,830 | - | 65,850 | 24,000 |
| 146,420,286 | 114,064,387 | - | 62,900 | 25,800 |
| 136,154,218 | 104,100,289 | - | 75,100 | 29,650 |
| 157,660,313 | 121,183,147 | - | 73,700 | 20,250 |
| 201,421,210 | 160,858,647 | - | 79,750 | 24,000 |
| 194,858,484 | 154,548,910 | - | 76,800 | 23,050 |
| 207,972,324 | 165,921,194 | - | 82,250 | 27,750 |
| 237,826,948 | 197,811,112 | - | 83,450 | 25,900 |
| 218,851,961 | 176,917,868 | - | 81,850 | 26,450 |
| 222,668,017 | 178,540,568 | 117,019 | 88,350 | 28,250 |

第7表-2 被保険者の年齢階級別、

| 被保険者の年齢階級 | 被保険者数 | | | |
|-----------|-----------|---------|---------|----------------------|
| | 計 | 男 | 女 | 所得(所得総額) のある被保険者数 |
| | 人 | 人 | 人 | 人 |
| 38 歳 | 273,600 | 148,550 | 125,050 | 149,950 |
| 39 " | 285,750 | 154,700 | 131,050 | 157,700 |
| 40 " | 290,900 | 165,600 | 125,300 | 160,700 |
| 41 " | 306,050 | 171,950 | 134,100 | 172,200 |
| 42 " | 319,350 | 183,250 | 136,100 | 178,600 |
| 43 " | 326,400 | 176,350 | 150,050 | 185,300 |
| 44 " | 341,600 | 184,900 | 156,700 | 190,200 |
| 45 " | 345,350 | 188,500 | 156,850 | 192,250 |
| 46 " | 358,750 | 185,650 | 173,100 | 198,450 |
| 47 " | 356,750 | 197,650 | 159,100 | 202,700 |
| 48 " | 352,850 | 186,300 | 166,550 | 197,950 |
| 49 " | 334,800 | 169,350 | 165,450 | 191,000 |
| 50 " | 330,750 | 176,500 | 154,250 | 190,700 |
| 51 " | 265,100 | 140,850 | 124,250 | 154,750 |
| 52 " | 332,100 | 175,950 | 156,150 | 191,000 |
| 53 " | 323,700 | 161,900 | 161,800 | 186,500 |
| 54 " | 309,700 | 159,750 | 149,950 | 174,900 |
| 55 " | 313,650 | 155,900 | 157,750 | 181,450 |
| 56 " | 301,200 | 142,200 | 159,000 | 173,050 |
| 57 " | 350,750 | 167,750 | 183,000 | 197,450 |
| 58 " | 370,350 | 180,000 | 190,350 | 212,850 |
| 59 " | 383,150 | 167,150 | 216,000 | 210,900 |
| 60 " | 428,900 | 187,800 | 241,100 | 255,200 |
| 61 " | 498,500 | 228,700 | 269,800 | 281,050 |
| 62 " | 589,800 | 261,900 | 327,900 | 348,600 |
| 63 " | 604,700 | 260,000 | 344,700 | 366,750 |
| 64 " | 589,250 | 222,000 | 367,250 | 328,400 |
| 65 " | 937,500 | 410,300 | 527,200 | 595,200 |
| 66 " | 1,145,150 | 518,200 | 626,950 | 723,550 |
| 67 " | 1,303,200 | 597,750 | 705,450 | 829,300 |
| 68 " | 1,498,550 | 694,000 | 804,550 | 948,100 |
| 69 " | 1,540,950 | 719,200 | 821,750 | 943,000 |
| 70 " | 1,487,300 | 698,000 | 789,300 | 901,650 |
| 71 " | 958,400 | 438,350 | 520,050 | 562,100 |
| 72 " | 1,045,450 | 479,100 | 566,350 | 615,800 |
| 73 " | 1,272,450 | 578,500 | 693,950 | 719,300 |
| 74 " | 1,227,000 | 558,750 | 668,250 | 695,900 |
| 75 " | 300 | 150 | 150 | 250 |

注) 被保険者の年齢階級「75歳」は、平成29年9月末日に75歳に到達した者である。

被保険者数及び世帯の所得の状況（各年齢別） —一般世帯—（続き）

| 被保険者の所得総額 | 旧ただし書方式による課税標準額 | 年金収入額 | 所得(所得総額)のない被保険者数 | 所得不詳の被保険者数 |
|---------------|-----------------|---------------|------------------|------------|
| 千円 | 千円 | 千円 | 人 | 人 |
| 245,550,521 | 199,130,925 | - | 93,900 | 29,750 |
| 283,781,647 | 235,073,251 | - | 100,400 | 27,650 |
| 278,047,308 | 229,274,854 | - | 98,700 | 31,500 |
| 301,442,992 | 248,702,038 | - | 99,650 | 34,200 |
| 304,739,231 | 249,263,328 | - | 110,700 | 30,050 |
| 345,401,281 | 288,392,313 | - | 106,750 | 34,350 |
| 316,282,339 | 258,053,733 | - | 120,850 | 30,550 |
| 344,905,416 | 285,313,895 | 19,697 | 115,350 | 37,750 |
| 404,606,419 | 343,977,988 | - | 122,750 | 37,550 |
| 376,326,757 | 313,895,754 | - | 119,800 | 34,250 |
| 376,693,651 | 315,903,729 | - | 117,800 | 37,100 |
| 347,620,973 | 288,897,758 | 29,298 | 112,200 | 31,600 |
| 362,456,296 | 303,513,580 | - | 109,250 | 30,800 |
| 292,065,261 | 244,099,425 | - | 86,100 | 24,250 |
| 356,552,003 | 298,100,456 | 46,611 | 106,750 | 34,350 |
| 360,547,861 | 303,314,341 | 3,520 | 108,000 | 29,200 |
| 347,068,582 | 293,991,432 | - | 104,950 | 29,850 |
| 325,324,227 | 270,291,919 | 906,701 | 105,950 | 26,250 |
| 336,234,415 | 283,404,628 | 382,414 | 101,700 | 26,450 |
| 371,562,960 | 311,842,085 | 4,052,286 | 126,650 | 26,650 |
| 372,486,553 | 308,400,705 | 740,510 | 134,500 | 23,000 |
| 457,513,885 | 393,725,369 | 3,928,253 | 145,100 | 27,150 |
| 430,825,942 | 353,037,059 | 1,802,307 | 150,050 | 23,650 |
| 426,220,846 | 343,206,076 | 39,839,767 | 192,300 | 25,150 |
| 503,777,423 | 399,593,402 | 155,978,408 | 216,100 | 25,100 |
| 592,715,805 | 482,356,007 | 262,670,899 | 215,700 | 22,250 |
| 489,839,561 | 391,899,931 | 223,068,295 | 233,850 | 27,000 |
| 833,265,412 | 656,247,587 | 614,386,614 | 317,850 | 24,450 |
| 1,064,395,563 | 847,025,758 | 1,213,870,190 | 396,950 | 24,650 |
| 1,242,854,069 | 991,819,533 | 1,679,361,254 | 450,500 | 23,400 |
| 1,390,167,670 | 1,105,089,452 | 1,955,746,987 | 522,750 | 27,700 |
| 1,418,844,564 | 1,133,490,362 | 2,023,150,731 | 577,400 | 20,550 |
| 1,345,866,619 | 1,073,803,407 | 1,974,776,814 | 561,250 | 24,400 |
| 803,664,297 | 633,940,048 | 1,264,638,008 | 382,100 | 14,200 |
| 856,491,952 | 672,134,738 | 1,412,493,510 | 414,050 | 15,600 |
| 944,844,973 | 730,639,332 | 1,682,549,469 | 539,700 | 13,450 |
| 951,703,985 | 744,124,069 | 1,665,659,737 | 515,600 | 15,500 |
| 186,265 | 103,765 | 519,535 | 50 | - |

第7表-3 被保険者の年齢階級別、

| 被保険者の年齢階級 | 被保険者数 | | | | |
|-----------|---------|---------|---------|---------|--------|
| | 計 | 性別 | | 被保険者区分 | |
| | | 男 | 女 | 退職本人 | 退職家族 |
| | 人 | 人 | 人 | 人 | 人 |
| 計 | 363,450 | 175,050 | 188,400 | 302,050 | 61,400 |
| 0 歳 | - | - | - | - | - |
| 1 " | - | - | - | - | - |
| 2 " | - | - | - | - | - |
| 3 " | 400 | 200 | 200 | - | 400 |
| 4 " | - | - | - | - | - |
| 5 " | 200 | 200 | - | - | 200 |
| 6 " | 100 | - | 100 | - | 100 |
| 7 " | 50 | 50 | - | - | 50 |
| 8 " | 50 | - | 50 | - | 50 |
| 9 " | - | - | - | - | - |
| 10 " | 150 | 50 | 100 | - | 150 |
| 11 " | - | - | - | - | - |
| 12 " | - | - | - | - | - |
| 13 " | 100 | 100 | - | - | 100 |
| 14 " | - | - | - | - | - |
| 15 " | 200 | 100 | 100 | - | 200 |
| 16 " | 100 | 100 | - | - | 100 |
| 17 " | - | - | - | - | - |
| 18 " | 150 | 150 | - | - | 150 |
| 19 " | 200 | 100 | 100 | - | 200 |
| 20 " | 1,000 | 500 | 500 | - | 1,000 |
| 21 " | 1,200 | 250 | 950 | - | 1,200 |
| 22 " | 350 | 250 | 100 | - | 350 |
| 23 " | 150 | 100 | 50 | - | 150 |
| 24 " | 200 | - | 200 | - | 200 |
| 25 " | 200 | - | 200 | - | 200 |
| 26 " | 150 | 150 | - | - | 150 |
| 27 " | 300 | 300 | - | - | 300 |
| 28 " | 1,000 | 150 | 850 | - | 1,000 |
| 29 " | 950 | 600 | 350 | - | 950 |
| 30 " | 650 | 500 | 150 | - | 650 |
| 31 " | 700 | 300 | 400 | - | 700 |
| 32 " | 400 | 250 | 150 | - | 400 |
| 33 " | 1,250 | 550 | 700 | - | 1,250 |
| 34 " | 350 | 100 | 250 | - | 350 |
| 35 " | 950 | 200 | 750 | - | 950 |
| 36 " | 1,300 | 950 | 350 | - | 1,300 |
| 37 " | 850 | 400 | 450 | - | 850 |

被保険者数及び世帯の所得の状況（各年齢別） —退職世帯—

| 所得(所得総額) のある被保険者数 | 被保険者の 所得総額 | 旧ただし書方式に よる課税標準額 | 年金収入額 | 所得(所得総額) のない被保険者数 | 所得不詳の 被保険者数 |
|----------------------|---------------|---------------------|-------------|----------------------|----------------|
| 人 | 千円 | 千円 | 千円 | 人 | 人 |
| 256,900 | 314,006,761 | 237,822,918 | 295,578,978 | 101,150 | 5,400 |
| - | - | - | - | - | - |
| - | - | - | - | - | - |
| - | - | - | - | - | - |
| - | - | - | - | 400 | - |
| - | - | - | - | - | - |
| - | - | - | - | 200 | - |
| - | - | - | - | 100 | - |
| - | - | - | - | 50 | - |
| - | - | - | - | 50 | - |
| - | - | - | - | - | - |
| - | - | - | - | 150 | - |
| - | - | - | - | - | - |
| - | - | - | - | - | - |
| - | - | - | - | 100 | - |
| - | - | - | - | - | - |
| - | - | - | - | - | - |
| - | - | - | - | 150 | - |
| - | - | - | - | 200 | - |
| 100 | 22,525 | - | - | 900 | - |
| 550 | 164,480 | 32,093 | - | 650 | - |
| - | - | - | - | 350 | - |
| - | - | - | - | 150 | - |
| - | - | - | - | 150 | 50 |
| 200 | 137,896 | 71,896 | - | - | - |
| - | - | - | - | 150 | - |
| 150 | 81,636 | 32,136 | - | 150 | - |
| 250 | 53,677 | - | - | 350 | 400 |
| - | - | - | - | 950 | - |
| 100 | 31,000 | - | - | 550 | - |
| 50 | 6,677 | - | - | 650 | - |
| - | - | - | - | 350 | 50 |
| 250 | 109,263 | 39,061 | - | 1,000 | - |
| - | - | - | - | 300 | 50 |
| 50 | 7,364 | - | - | 850 | 50 |
| 250 | 113,638 | 34,138 | - | 850 | 200 |
| 150 | 118,630 | 75,000 | - | 700 | - |

第7表-3 被保険者の年齢階級別、

| 被保険者の年齢階級 | 被保険者数 | | | | |
|-----------|---------|---------|--------|---------|-------|
| | 計 | 性別 | | 被保険者区分 | |
| | | 男 | 女 | 退職本人 | 退職家族 |
| | 人 | 人 | 人 | 人 | 人 |
| 38 歳 | 300 | 150 | 150 | - | 300 |
| 39 " | 400 | 150 | 250 | - | 400 |
| 40 " | 100 | 100 | - | - | 100 |
| 41 " | 200 | - | 200 | - | 200 |
| 42 " | - | - | - | - | - |
| 43 " | 200 | 50 | 150 | - | 200 |
| 44 " | 100 | - | 100 | - | 100 |
| 45 " | 50 | - | 50 | - | 50 |
| 46 " | - | - | - | - | - |
| 47 " | - | - | - | - | - |
| 48 " | 50 | - | 50 | - | 50 |
| 49 " | - | - | - | - | - |
| 50 " | 50 | - | 50 | - | 50 |
| 51 " | - | - | - | - | - |
| 52 " | 250 | - | 250 | - | 250 |
| 53 " | 500 | - | 500 | - | 500 |
| 54 " | 400 | - | 400 | - | 400 |
| 55 " | 1,250 | 100 | 1,150 | - | 1,250 |
| 56 " | 1,050 | - | 1,050 | - | 1,050 |
| 57 " | 1,650 | - | 1,650 | - | 1,650 |
| 58 " | 3,700 | 500 | 3,200 | - | 3,700 |
| 59 " | 5,050 | 150 | 4,900 | - | 5,050 |
| 60 " | 5,750 | - | 5,750 | - | 5,750 |
| 61 " | 4,900 | 150 | 4,750 | 100 | 4,800 |
| 62 " | 26,200 | 1,300 | 24,900 | 18,950 | 7,250 |
| 63 " | 97,350 | 45,850 | 51,500 | 88,900 | 8,450 |
| 64 " | 184,200 | 109,200 | 75,000 | 178,250 | 5,950 |
| 65 " | 16,100 | 10,750 | 5,350 | 15,850 | 250 |
| 66 " | - | - | - | - | - |
| 67 " | - | - | - | - | - |
| 68 " | - | - | - | - | - |
| 69 " | - | - | - | - | - |
| 70 " | - | - | - | - | - |
| 71 " | - | - | - | - | - |
| 72 " | - | - | - | - | - |
| 73 " | - | - | - | - | - |
| 74 " | - | - | - | - | - |
| 75 " | - | - | - | - | - |

注) 被保険者の年齢階級「75歳」は、平成29年9月末日に75歳に到達した者である。

第8表－1－1 被保険者の所得階級別、年齢階級別分布 — 全世界帯 —

| 所得階級別 | 総数 | 0歳 ～ 19歳 | 20歳 ～ 29歳 | 30歳 ～ 39歳 | 40歳 ～ 49歳 | 50歳 ～ 59歳 | 60歳 ～ 69歳 | 70歳 ～ 74歳 |
|-----------------|------------|----------------|-----------------|-----------------|-----------------|-----------------|-----------------|-----------------|
| 総数 | 29,443,700 | 2,882,200 | 2,028,600 | 2,443,150 | 3,333,500 | 3,294,350 | 9,471,000 | 5,990,900 |
| 所得なし | 12,307,300 | 2,587,450 | 848,950 | 841,500 | 1,125,200 | 1,137,600 | 3,353,850 | 2,412,750 |
| ～ 30万円未満 | 2,427,250 | 21,200 | 163,100 | 165,550 | 242,150 | 279,050 | 985,900 | 570,300 |
| 30万円以上～ 40 " | 1,176,250 | 3,350 | 63,900 | 112,650 | 161,000 | 177,350 | 456,800 | 201,200 |
| 40 " ～ 50 " | 715,000 | 2,000 | 43,900 | 56,600 | 72,800 | 90,150 | 291,100 | 158,450 |
| 50 " ～ 60 " | 738,300 | 1,850 | 43,600 | 54,800 | 84,700 | 94,000 | 292,700 | 166,650 |
| 60 " ～ 70 " | 651,900 | 1,300 | 40,600 | 48,350 | 61,700 | 69,000 | 263,400 | 167,550 |
| 70 " ～ 80 " | 632,700 | 2,450 | 35,550 | 43,700 | 53,000 | 63,000 | 266,300 | 168,700 |
| 80 " ～ 90 " | 624,700 | 1,200 | 31,600 | 39,650 | 57,000 | 54,100 | 257,050 | 184,100 |
| 90 " ～ 100 " | 621,550 | 700 | 41,200 | 40,900 | 57,550 | 55,250 | 245,350 | 180,600 |
| 100 " ～ 110 " | 725,450 | 2,500 | 52,950 | 65,500 | 84,200 | 75,500 | 256,900 | 187,900 |
| 110 " ～ 120 " | 579,450 | 1,750 | 43,650 | 43,650 | 53,950 | 55,050 | 225,300 | 156,100 |
| 120 " ～ 130 " | 587,800 | 2,000 | 48,400 | 46,500 | 63,450 | 57,600 | 216,350 | 153,500 |
| 130 " ～ 140 " | 510,850 | 1,200 | 40,150 | 47,900 | 52,650 | 44,850 | 185,600 | 138,500 |
| 140 " ～ 150 " | 444,100 | 200 | 32,000 | 37,850 | 44,350 | 42,850 | 161,950 | 124,900 |
| 150 " ～ 160 " | 501,100 | 250 | 32,950 | 51,350 | 66,250 | 56,000 | 181,000 | 113,300 |
| 160 " ～ 170 " | 372,050 | 700 | 28,450 | 36,150 | 47,900 | 42,500 | 134,050 | 82,300 |
| 170 " ～ 180 " | 341,850 | - | 25,550 | 37,100 | 43,000 | 44,650 | 126,600 | 64,950 |
| 180 " ～ 190 " | 288,650 | 100 | 20,850 | 32,300 | 33,600 | 30,900 | 111,050 | 59,850 |
| 190 " ～ 200 " | 299,900 | 250 | 22,650 | 35,200 | 45,650 | 41,150 | 101,550 | 53,450 |
| 200 " ～ 210 " | 244,300 | 100 | 19,600 | 26,750 | 37,800 | 28,050 | 83,550 | 48,450 |
| 210 " ～ 220 " | 219,150 | - | 13,600 | 28,000 | 31,200 | 27,450 | 79,200 | 39,700 |
| 220 " ～ 230 " | 212,650 | 250 | 12,850 | 26,700 | 34,200 | 25,250 | 74,000 | 39,400 |
| 230 " ～ 240 " | 215,350 | - | 10,750 | 25,500 | 40,000 | 31,950 | 71,400 | 35,750 |
| 240 " ～ 250 " | 162,100 | - | 8,050 | 19,050 | 26,000 | 18,300 | 59,700 | 31,000 |
| 250 " ～ 260 " | 152,300 | - | 6,550 | 17,250 | 22,200 | 23,100 | 52,200 | 31,000 |
| 260 " ～ 270 " | 126,150 | - | 6,450 | 16,400 | 19,450 | 18,900 | 45,100 | 19,850 |
| 270 " ～ 280 " | 115,200 | - | 5,700 | 13,900 | 16,500 | 16,900 | 42,800 | 19,400 |
| 280 " ～ 290 " | 125,050 | - | 4,950 | 16,500 | 22,150 | 21,350 | 38,250 | 21,850 |
| 290 " ～ 300 " | 103,700 | - | 4,050 | 11,750 | 17,300 | 15,800 | 34,950 | 19,850 |
| 300 " ～ 350 " | 399,700 | - | 12,150 | 49,100 | 72,950 | 57,150 | 136,900 | 71,450 |
| 350 " ～ 400 " | 253,500 | 200 | 4,600 | 26,150 | 50,400 | 43,150 | 86,650 | 42,350 |
| 400 " ～ 450 " | 174,150 | - | 2,600 | 15,100 | 34,550 | 34,050 | 59,550 | 28,300 |
| 450 " ～ 500 " | 115,350 | 100 | 1,550 | 10,950 | 21,200 | 21,750 | 39,400 | 20,400 |
| 500 " ～ 600 " | 163,100 | - | 2,850 | 12,300 | 30,550 | 32,550 | 59,250 | 25,600 |
| 600 " ～ 700 " | 112,150 | 100 | 2,250 | 10,050 | 19,250 | 25,550 | 37,400 | 17,550 |
| 700 " ～ 800 " | 63,900 | - | 500 | 4,150 | 13,200 | 16,050 | 19,800 | 10,200 |
| 800 " ～ 900 " | 42,500 | - | 700 | 3,350 | 8,600 | 9,600 | 13,950 | 6,300 |
| 900 " ～ 1000 " | 32,150 | - | 200 | 1,850 | 5,800 | 5,700 | 13,550 | 5,050 |
| 1000 " ～ 1500 " | 79,100 | - | 850 | 5,050 | 11,700 | 16,900 | 29,800 | 14,800 |
| 1500 " ～ | 76,400 | - | 750 | 3,050 | 9,500 | 15,650 | 33,000 | 14,450 |
| 不詳 | 1,709,600 | 251,000 | 247,050 | 263,050 | 338,900 | 278,650 | 247,800 | 83,150 |

第8表－1－2 被保険者の所得階級別、年齢階級別分布 — 全世界帯 —

(再掲) 2割軽減世帯

| 所得階級別 | 総数 | 0歳 ～ 19歳 | 20歳 ～ 29歳 | 30歳 ～ 39歳 | 40歳 ～ 49歳 | 50歳 ～ 59歳 | 60歳 ～ 69歳 | 70歳 ～ 74歳 |
|-----------------|-----------|----------------|-----------------|-----------------|-----------------|-----------------|-----------------|-----------------|
| 総数 | 3,817,450 | 419,700 | 168,600 | 243,300 | 342,600 | 304,900 | 1,335,100 | 1,003,250 |
| 所得なし | 1,558,400 | 391,900 | 70,450 | 83,300 | 104,750 | 91,200 | 463,450 | 353,350 |
| ～ 30万円未満 | 254,750 | 3,200 | 16,800 | 19,000 | 24,700 | 21,150 | 107,350 | 62,550 |
| 30万円以上～ 40 " | 126,300 | 600 | 5,500 | 13,000 | 17,850 | 16,500 | 50,500 | 22,350 |
| 40 " ～ 50 " | 63,450 | - | 3,150 | 5,100 | 6,350 | 7,800 | 26,600 | 14,450 |
| 50 " ～ 60 " | 66,150 | 200 | 2,550 | 4,050 | 7,650 | 8,500 | 27,500 | 15,700 |
| 60 " ～ 70 " | 196,250 | 500 | 16,150 | 17,800 | 23,950 | 33,050 | 78,550 | 26,250 |
| 70 " ～ 80 " | 224,600 | 700 | 14,500 | 15,250 | 17,950 | 28,850 | 104,200 | 43,150 |
| 80 " ～ 90 " | 162,400 | 150 | 4,500 | 7,150 | 10,900 | 9,150 | 76,250 | 54,300 |
| 90 " ～ 100 " | 143,250 | - | 5,000 | 7,100 | 12,300 | 11,500 | 64,150 | 43,200 |
| 100 " ～ 110 " | 191,650 | 350 | 2,850 | 8,400 | 14,250 | 13,250 | 72,100 | 80,450 |
| 110 " ～ 120 " | 194,800 | 150 | 5,100 | 8,250 | 12,500 | 10,600 | 72,600 | 85,600 |
| 120 " ～ 130 " | 187,000 | 200 | 4,000 | 7,250 | 14,000 | 11,700 | 69,400 | 80,450 |
| 130 " ～ 140 " | 133,700 | - | 1,700 | 4,300 | 7,900 | 3,950 | 50,000 | 65,850 |
| 140 " ～ 150 " | 81,750 | - | 1,500 | 5,300 | 7,000 | 4,550 | 28,550 | 34,850 |
| 150 " ～ 160 " | 40,400 | 200 | 2,550 | 7,000 | 13,150 | 5,600 | 7,850 | 4,050 |
| 160 " ～ 170 " | 30,450 | 400 | 1,300 | 3,350 | 8,450 | 5,500 | 8,700 | 2,750 |
| 170 " ～ 180 " | 21,500 | - | 1,650 | 2,850 | 5,400 | 3,950 | 5,250 | 2,400 |
| 180 " ～ 190 " | 11,250 | - | 600 | 2,700 | 2,350 | 1,250 | 2,600 | 1,750 |
| 190 " ～ 200 " | 12,000 | - | 350 | 2,300 | 4,200 | 1,750 | 1,400 | 2,000 |
| 200 " ～ 210 " | 8,600 | - | 600 | 2,550 | 3,150 | 1,500 | 650 | 150 |
| 210 " ～ 220 " | 7,000 | - | 900 | 1,350 | 2,400 | 1,850 | 500 | - |
| 220 " ～ 230 " | 6,900 | - | 300 | 2,750 | 2,600 | 550 | 600 | 100 |
| 230 " ～ 240 " | 3,350 | - | - | 500 | 1,950 | 550 | 350 | - |
| 240 " ～ 250 " | 2,750 | - | 550 | 900 | 800 | 200 | 200 | 100 |
| 250 " ～ 260 " | 2,400 | - | 100 | 850 | 850 | 500 | - | 100 |
| 260 " ～ 270 " | 1,850 | - | - | 750 | 550 | 400 | 150 | - |
| 270 " ～ 280 " | 1,600 | - | - | 250 | 900 | 250 | 50 | 150 |
| 280 " ～ 290 " | 400 | - | - | 100 | 200 | 100 | - | - |
| 290 " ～ 300 " | 450 | - | 100 | 200 | 100 | 50 | - | - |
| 300 " ～ 350 " | 900 | - | - | 450 | 200 | 200 | 50 | - |
| 350 " ～ 400 " | 500 | - | - | - | 500 | - | - | - |
| 400 " ～ 450 " | 400 | - | - | 400 | - | - | - | - |
| 450 " ～ 500 " | 50 | - | - | 50 | - | - | - | - |
| 500 " ～ 600 " | - | - | - | - | - | - | - | - |
| 600 " ～ 700 " | - | - | - | - | - | - | - | - |
| 700 " ～ 800 " | - | - | - | - | - | - | - | - |
| 800 " ～ 900 " | - | - | - | - | - | - | - | - |
| 900 " ～ 1000 " | - | - | - | - | - | - | - | - |
| 1000 " ～ 1500 " | - | - | - | - | - | - | - | - |
| 1500 " ～ | - | - | - | - | - | - | - | - |
| 不詳 | 80,250 | 21,150 | 5,850 | 8,750 | 12,800 | 8,950 | 15,550 | 7,200 |

第8表-1-3 被保険者の所得階級別、年齢階級別分布 — 全世界帯 —

(再掲) 5割軽減世帯

| 所得階級別 | 総数 | 0歳 ～ 19歳 | 20歳 ～ 29歳 | 30歳 ～ 39歳 | 40歳 ～ 49歳 | 50歳 ～ 59歳 | 60歳 ～ 69歳 | 70歳 ～ 74歳 |
|-----------------|-----------|----------------|-----------------|-----------------|-----------------|-----------------|-----------------|-----------------|
| 総数 | 4,505,600 | 579,400 | 210,550 | 308,550 | 465,150 | 378,900 | 1,456,900 | 1,106,150 |
| 所得なし | 1,955,650 | 543,450 | 91,200 | 117,950 | 177,400 | 118,850 | 518,750 | 388,050 |
| ～ 30万円未満 | 316,100 | 4,800 | 17,600 | 19,400 | 31,000 | 30,300 | 130,700 | 82,300 |
| 30万円以上～ 40 " | 348,900 | 700 | 23,900 | 39,050 | 56,150 | 52,750 | 131,650 | 44,700 |
| 40 " ～ 50 " | 355,650 | 700 | 19,950 | 31,800 | 43,750 | 54,550 | 142,250 | 62,650 |
| 50 " ～ 60 " | 452,750 | 900 | 25,700 | 29,600 | 47,450 | 52,500 | 179,350 | 117,250 |
| 60 " ～ 70 " | 271,900 | 100 | 6,650 | 13,400 | 18,250 | 16,350 | 107,950 | 109,200 |
| 70 " ～ 80 " | 228,300 | 750 | 4,000 | 11,100 | 18,250 | 12,750 | 89,600 | 91,850 |
| 80 " ～ 90 " | 189,650 | 100 | 3,200 | 10,050 | 16,300 | 9,400 | 64,700 | 85,900 |
| 90 " ～ 100 " | 146,300 | 100 | 1,700 | 6,750 | 8,900 | 4,500 | 43,000 | 81,350 |
| 100 " ～ 110 " | 69,450 | 150 | 2,800 | 6,600 | 13,800 | 6,250 | 15,500 | 24,350 |
| 110 " ～ 120 " | 23,900 | - | 900 | 2,850 | 4,700 | 2,200 | 7,700 | 5,550 |
| 120 " ～ 130 " | 21,050 | 50 | 1,400 | 3,000 | 4,250 | 2,200 | 5,750 | 4,400 |
| 130 " ～ 140 " | 8,550 | 100 | 650 | 2,850 | 2,850 | 1,050 | 700 | 350 |
| 140 " ～ 150 " | 4,700 | - | 50 | 1,250 | 450 | 650 | 1,550 | 750 |
| 150 " ～ 160 " | 3,900 | - | 400 | 600 | 2,000 | 300 | 450 | 150 |
| 160 " ～ 170 " | 2,150 | - | - | 450 | 900 | 250 | 500 | 50 |
| 170 " ～ 180 " | 1,650 | - | - | 100 | 750 | 700 | - | 100 |
| 180 " ～ 190 " | 700 | - | 350 | 100 | 150 | 100 | - | - |
| 190 " ～ 200 " | 750 | - | 50 | 200 | 250 | 150 | 50 | 50 |
| 200 " ～ 210 " | 800 | - | - | 400 | 300 | 100 | - | - |
| 210 " ～ 220 " | 1,000 | - | 300 | 200 | 450 | - | - | 50 |
| 220 " ～ 230 " | 950 | - | 500 | 100 | 50 | 300 | - | - |
| 230 " ～ 240 " | 400 | - | 50 | - | 50 | 150 | 50 | 100 |
| 240 " ～ 250 " | 100 | - | - | 100 | - | - | - | - |
| 250 " ～ 260 " | 750 | - | 100 | 350 | - | 300 | - | - |
| 260 " ～ 270 " | 450 | - | - | - | 50 | 400 | - | - |
| 270 " ～ 280 " | 400 | - | - | 100 | 150 | - | 150 | - |
| 280 " ～ 290 " | 150 | - | - | - | 150 | - | - | - |
| 290 " ～ 300 " | 150 | - | - | - | 150 | - | - | - |
| 300 " ～ 350 " | 300 | - | - | 100 | 150 | - | - | 50 |
| 350 " ～ 400 " | - | - | - | - | - | - | - | - |
| 400 " ～ 450 " | 100 | - | - | 50 | - | - | - | 50 |
| 450 " ～ 500 " | - | - | - | - | - | - | - | - |
| 500 " ～ 600 " | - | - | - | - | - | - | - | - |
| 600 " ～ 700 " | - | - | - | - | - | - | - | - |
| 700 " ～ 800 " | - | - | - | - | - | - | - | - |
| 800 " ～ 900 " | - | - | - | - | - | - | - | - |
| 900 " ～ 1000 " | - | - | - | - | - | - | - | - |
| 1000 " ～ 1500 " | - | - | - | - | - | - | - | - |
| 1500 " ～ | - | - | - | - | - | - | - | - |
| 不詳 | 98,050 | 27,500 | 9,100 | 10,050 | 16,100 | 11,850 | 16,550 | 6,900 |

第8表-1-4 被保険者の所得階級別、年齢階級別分布 - 全世帯 -

(再掲) 7割軽減世帯

| 所得階級別 | 総数 | 0歳 ～ 19歳 | 20歳 ～ 29歳 | 30歳 ～ 39歳 | 40歳 ～ 49歳 | 50歳 ～ 59歳 | 60歳 ～ 69歳 | 70歳 ～ 74歳 |
|-----------------|-----------|----------------|-----------------|-----------------|-----------------|-----------------|-----------------|-----------------|
| 総数 | 7,253,050 | 728,150 | 531,100 | 550,400 | 828,400 | 925,600 | 2,144,150 | 1,545,250 |
| 所得なし | 5,458,550 | 689,750 | 434,200 | 421,400 | 637,250 | 724,650 | 1,471,200 | 1,080,100 |
| ～ 30万円未満 | 1,249,100 | 5,750 | 74,950 | 82,150 | 126,300 | 146,450 | 490,150 | 323,350 |
| 30万円以上～ 40 " | 276,550 | 200 | 8,600 | 21,650 | 30,050 | 29,650 | 108,050 | 78,350 |
| 40 " ～ 50 " | 101,750 | 200 | 550 | 450 | 750 | 600 | 46,750 | 52,450 |
| 50 " ～ 60 " | 6,400 | 150 | 100 | 150 | 1,550 | 1,000 | 2,300 | 1,150 |
| 60 " ～ 70 " | 2,950 | - | 50 | 900 | 750 | 200 | 800 | 250 |
| 70 " ～ 80 " | 3,250 | - | 250 | 750 | 1,300 | 350 | 200 | 400 |
| 80 " ～ 90 " | 2,600 | - | 150 | 250 | 450 | 150 | 1,350 | 250 |
| 90 " ～ 100 " | 2,700 | 200 | 450 | 600 | 250 | 600 | 550 | 50 |
| 100 " ～ 110 " | 3,700 | 100 | 100 | 750 | 1,150 | 400 | 900 | 300 |
| 110 " ～ 120 " | 2,900 | 400 | 550 | 300 | 650 | 450 | 350 | 200 |
| 120 " ～ 130 " | 2,650 | - | 100 | 500 | 700 | 250 | 850 | 250 |
| 130 " ～ 140 " | 2,700 | - | 450 | 500 | 300 | 850 | 400 | 200 |
| 140 " ～ 150 " | 2,250 | - | 300 | 750 | - | 400 | 600 | 200 |
| 150 " ～ 160 " | 3,850 | - | 50 | 800 | 950 | 350 | 1,000 | 700 |
| 160 " ～ 170 " | 1,050 | - | 100 | 150 | 350 | 200 | 150 | 100 |
| 170 " ～ 180 " | 950 | - | 100 | 50 | 500 | - | 250 | 50 |
| 180 " ～ 190 " | 1,600 | - | 100 | 250 | 600 | 100 | 200 | 350 |
| 190 " ～ 200 " | 2,550 | - | 50 | 400 | 600 | 1,000 | 150 | 350 |
| 200 " ～ 210 " | 800 | - | 50 | 100 | 200 | 300 | 150 | - |
| 210 " ～ 220 " | 1,550 | - | 50 | 500 | 250 | - | 750 | - |
| 220 " ～ 230 " | 1,250 | - | 150 | 300 | 600 | 100 | 100 | - |
| 230 " ～ 240 " | 1,350 | - | - | 600 | 300 | 250 | 200 | - |
| 240 " ～ 250 " | 1,000 | - | 150 | 200 | 500 | 100 | 50 | - |
| 250 " ～ 260 " | 800 | - | 100 | 250 | 150 | 100 | 200 | - |
| 260 " ～ 270 " | 550 | - | - | 400 | - | 150 | - | - |
| 270 " ～ 280 " | 300 | - | - | - | 200 | 100 | - | - |
| 280 " ～ 290 " | 550 | - | 150 | 200 | 200 | - | - | - |
| 290 " ～ 300 " | 950 | - | 400 | 150 | 300 | 100 | - | - |
| 300 " ～ 350 " | 2,750 | - | 100 | 950 | 1,050 | 50 | 550 | 50 |
| 350 " ～ 400 " | 450 | - | 100 | 100 | - | 150 | 50 | 50 |
| 400 " ～ 450 " | 800 | - | 100 | 50 | 300 | 100 | 200 | 50 |
| 450 " ～ 500 " | 200 | - | - | - | 100 | - | 100 | - |
| 500 " ～ 600 " | 250 | - | 100 | 50 | - | 100 | - | - |
| 600 " ～ 700 " | - | - | - | - | - | - | - | - |
| 700 " ～ 800 " | 100 | - | - | - | - | 100 | - | - |
| 800 " ～ 900 " | 50 | - | - | - | - | - | 50 | - |
| 900 " ～ 1000 " | 50 | - | - | - | - | - | - | 50 |
| 1000 " ～ 1500 " | - | - | - | - | - | - | - | - |
| 1500 " ～ | 200 | - | - | - | - | - | 200 | - |
| 不詳 | 111,050 | 31,400 | 8,450 | 13,800 | 19,800 | 16,250 | 15,350 | 6,000 |

第8表-2 被保険者の所得階級別、年齢階級別分布 — 一般世帯 —

| 所得階級別 | 総数 | 0歳 ～ 19歳 | 20歳 ～ 29歳 | 30歳 ～ 39歳 | 40歳 ～ 49歳 | 50歳 ～ 59歳 | 60歳 ～ 69歳 | 70歳 ～ 74歳 |
|-----------------|------------|----------------|-----------------|-----------------|-----------------|-----------------|-----------------|-----------------|
| 総数 | 29,080,250 | 2,880,500 | 2,023,100 | 2,436,000 | 3,332,800 | 3,280,450 | 9,136,500 | 5,990,900 |
| 所得なし | 12,206,150 | 2,585,750 | 845,150 | 835,550 | 1,124,550 | 1,128,950 | 3,273,450 | 2,412,750 |
| ～ 30万円未満 | 2,375,750 | 21,200 | 162,350 | 165,350 | 242,100 | 277,450 | 937,000 | 570,300 |
| 30万円以上～ 40 " | 1,154,450 | 3,350 | 63,800 | 112,350 | 161,000 | 175,700 | 437,050 | 201,200 |
| 40 " ～ 50 " | 699,150 | 2,000 | 43,900 | 56,450 | 72,800 | 90,000 | 275,550 | 158,450 |
| 50 " ～ 60 " | 722,600 | 1,850 | 43,450 | 54,800 | 84,700 | 94,000 | 277,150 | 166,650 |
| 60 " ～ 70 " | 635,850 | 1,300 | 40,400 | 48,350 | 61,700 | 68,400 | 248,150 | 167,550 |
| 70 " ～ 80 " | 618,550 | 2,450 | 35,550 | 43,700 | 53,000 | 63,000 | 252,150 | 168,700 |
| 80 " ～ 90 " | 608,800 | 1,200 | 31,600 | 39,650 | 57,000 | 53,950 | 241,300 | 184,100 |
| 90 " ～ 100 " | 610,950 | 700 | 41,150 | 40,800 | 57,550 | 55,150 | 235,000 | 180,600 |
| 100 " ～ 110 " | 715,400 | 2,500 | 52,950 | 65,400 | 84,200 | 75,400 | 247,050 | 187,900 |
| 110 " ～ 120 " | 570,450 | 1,750 | 43,650 | 43,650 | 53,950 | 55,050 | 216,300 | 156,100 |
| 120 " ～ 130 " | 579,150 | 2,000 | 48,400 | 46,500 | 63,450 | 57,600 | 207,700 | 153,500 |
| 130 " ～ 140 " | 502,850 | 1,200 | 40,150 | 47,900 | 52,650 | 44,850 | 177,600 | 138,500 |
| 140 " ～ 150 " | 438,800 | 200 | 32,000 | 37,850 | 44,350 | 42,850 | 156,650 | 124,900 |
| 150 " ～ 160 " | 496,750 | 250 | 32,950 | 51,350 | 66,250 | 56,000 | 176,650 | 113,300 |
| 160 " ～ 170 " | 367,200 | 700 | 28,450 | 36,150 | 47,900 | 42,500 | 129,200 | 82,300 |
| 170 " ～ 180 " | 338,600 | - | 25,550 | 37,100 | 43,000 | 44,650 | 123,350 | 64,950 |
| 180 " ～ 190 " | 284,450 | 100 | 20,850 | 32,300 | 33,600 | 30,900 | 106,850 | 59,850 |
| 190 " ～ 200 " | 296,300 | 250 | 22,650 | 35,200 | 45,650 | 41,150 | 97,950 | 53,450 |
| 200 " ～ 210 " | 241,200 | 100 | 19,600 | 26,750 | 37,800 | 28,050 | 80,450 | 48,450 |
| 210 " ～ 220 " | 217,250 | - | 13,600 | 28,000 | 31,200 | 27,450 | 77,300 | 39,700 |
| 220 " ～ 230 " | 210,000 | 250 | 12,850 | 26,700 | 34,200 | 25,250 | 71,350 | 39,400 |
| 230 " ～ 240 " | 212,500 | - | 10,750 | 25,500 | 40,000 | 31,900 | 68,600 | 35,750 |
| 240 " ～ 250 " | 159,500 | - | 8,050 | 19,050 | 26,000 | 18,300 | 57,100 | 31,000 |
| 250 " ～ 260 " | 150,950 | - | 6,550 | 17,250 | 22,200 | 23,100 | 50,850 | 31,000 |
| 260 " ～ 270 " | 124,750 | - | 6,450 | 16,400 | 19,450 | 18,900 | 43,700 | 19,850 |
| 270 " ～ 280 " | 114,300 | - | 5,700 | 13,900 | 16,500 | 16,900 | 41,900 | 19,400 |
| 280 " ～ 290 " | 123,750 | - | 4,950 | 16,500 | 22,150 | 21,350 | 36,950 | 21,850 |
| 290 " ～ 300 " | 102,800 | - | 4,050 | 11,750 | 17,300 | 15,800 | 34,050 | 19,850 |
| 300 " ～ 350 " | 395,250 | - | 12,150 | 49,100 | 72,950 | 57,150 | 132,450 | 71,450 |
| 350 " ～ 400 " | 250,450 | 200 | 4,600 | 26,150 | 50,400 | 43,150 | 83,600 | 42,350 |
| 400 " ～ 450 " | 172,800 | - | 2,600 | 15,100 | 34,550 | 34,050 | 58,200 | 28,300 |
| 450 " ～ 500 " | 114,450 | 100 | 1,550 | 10,950 | 21,200 | 21,750 | 38,500 | 20,400 |
| 500 " ～ 600 " | 161,550 | - | 2,850 | 12,300 | 30,550 | 32,550 | 57,700 | 25,600 |
| 600 " ～ 700 " | 111,800 | 100 | 2,250 | 10,050 | 19,250 | 25,550 | 37,050 | 17,550 |
| 700 " ～ 800 " | 63,100 | - | 500 | 4,150 | 13,200 | 16,050 | 19,000 | 10,200 |
| 800 " ～ 900 " | 41,850 | - | 700 | 3,350 | 8,600 | 9,600 | 13,300 | 6,300 |
| 900 " ～ 1000 " | 32,100 | - | 200 | 1,850 | 5,800 | 5,700 | 13,500 | 5,050 |
| 1000 " ～ 1500 " | 78,200 | - | 850 | 5,050 | 11,700 | 16,900 | 28,900 | 14,800 |
| 1500 " ～ | 75,300 | - | 750 | 3,050 | 9,500 | 15,500 | 32,050 | 14,450 |
| 不詳 | 1,704,200 | 251,000 | 246,600 | 262,700 | 338,900 | 277,950 | 243,900 | 83,150 |

第8表-3 被保険者の所得階級別、年齢階級別分布 —退職世帯—

| 所得階級別 | 総数 | 0歳 ～ 19歳 | 20歳 ～ 29歳 | 30歳 ～ 39歳 | 40歳 ～ 49歳 | 50歳 ～ 59歳 | 60歳 ～ 69歳 | 70歳 ～ 74歳 |
|-----------------|---------|----------------|-----------------|-----------------|-----------------|-----------------|-----------------|-----------------|
| 総数 | 363,450 | 1,700 | 5,500 | 7,150 | 700 | 13,900 | 334,500 | - |
| 所得なし | 101,150 | 1,700 | 3,800 | 5,950 | 650 | 8,650 | 80,400 | - |
| ～ 30万円未満 | 51,500 | - | 750 | 200 | 50 | 1,600 | 48,900 | - |
| 30万円以上～ 40 " | 21,800 | - | 100 | 300 | - | 1,650 | 19,750 | - |
| 40 " ～ 50 " | 15,850 | - | - | 150 | - | 150 | 15,550 | - |
| 50 " ～ 60 " | 15,700 | - | 150 | - | - | - | 15,550 | - |
| 60 " ～ 70 " | 16,050 | - | 200 | - | - | 600 | 15,250 | - |
| 70 " ～ 80 " | 14,150 | - | - | - | - | - | 14,150 | - |
| 80 " ～ 90 " | 15,900 | - | - | - | - | 150 | 15,750 | - |
| 90 " ～ 100 " | 10,600 | - | 50 | 100 | - | 100 | 10,350 | - |
| 100 " ～ 110 " | 10,050 | - | - | 100 | - | 100 | 9,850 | - |
| 110 " ～ 120 " | 9,000 | - | - | - | - | - | 9,000 | - |
| 120 " ～ 130 " | 8,650 | - | - | - | - | - | 8,650 | - |
| 130 " ～ 140 " | 8,000 | - | - | - | - | - | 8,000 | - |
| 140 " ～ 150 " | 5,300 | - | - | - | - | - | 5,300 | - |
| 150 " ～ 160 " | 4,350 | - | - | - | - | - | 4,350 | - |
| 160 " ～ 170 " | 4,850 | - | - | - | - | - | 4,850 | - |
| 170 " ～ 180 " | 3,250 | - | - | - | - | - | 3,250 | - |
| 180 " ～ 190 " | 4,200 | - | - | - | - | - | 4,200 | - |
| 190 " ～ 200 " | 3,600 | - | - | - | - | - | 3,600 | - |
| 200 " ～ 210 " | 3,100 | - | - | - | - | - | 3,100 | - |
| 210 " ～ 220 " | 1,900 | - | - | - | - | - | 1,900 | - |
| 220 " ～ 230 " | 2,650 | - | - | - | - | - | 2,650 | - |
| 230 " ～ 240 " | 2,850 | - | - | - | - | 50 | 2,800 | - |
| 240 " ～ 250 " | 2,600 | - | - | - | - | - | 2,600 | - |
| 250 " ～ 260 " | 1,350 | - | - | - | - | - | 1,350 | - |
| 260 " ～ 270 " | 1,400 | - | - | - | - | - | 1,400 | - |
| 270 " ～ 280 " | 900 | - | - | - | - | - | 900 | - |
| 280 " ～ 290 " | 1,300 | - | - | - | - | - | 1,300 | - |
| 290 " ～ 300 " | 900 | - | - | - | - | - | 900 | - |
| 300 " ～ 350 " | 4,450 | - | - | - | - | - | 4,450 | - |
| 350 " ～ 400 " | 3,050 | - | - | - | - | - | 3,050 | - |
| 400 " ～ 450 " | 1,350 | - | - | - | - | - | 1,350 | - |
| 450 " ～ 500 " | 900 | - | - | - | - | - | 900 | - |
| 500 " ～ 600 " | 1,550 | - | - | - | - | - | 1,550 | - |
| 600 " ～ 700 " | 350 | - | - | - | - | - | 350 | - |
| 700 " ～ 800 " | 800 | - | - | - | - | - | 800 | - |
| 800 " ～ 900 " | 650 | - | - | - | - | - | 650 | - |
| 900 " ～ 1000 " | 50 | - | - | - | - | - | 50 | - |
| 1000 " ～ 1500 " | 900 | - | - | - | - | - | 900 | - |
| 1500 " ～ | 1,100 | - | - | - | - | 150 | 950 | - |
| 不詳 | 5,400 | - | 450 | 350 | - | 700 | 3,900 | - |

第9表－1－1 世帯主の年齢階級別、保険料(税)

| 世帯主の 年齢階級 | 世帯数 | 医療給付費分 | | | | | |
|--------------|------------|---------------|------------|--------------|-------------|---------------|---------------|
| | | 所得割額 | 資産割額 | 被保険者 均等割額 | 世帯別 平等割額 | 保険料(税) 算定額 | 保険料(税) 軽減額 |
| | | 千円 | 千円 | 千円 | 千円 | 千円 | 千円 |
| 計 | 14,961,500 | 1,276,586,742 | 47,167,178 | 633,281,112 | 274,168,235 | 2,231,203,265 | 271,862,698 |
| ～19歳 | 49,100 | 277,994 | 476 | 1,411,887 | 779,176 | 2,469,534 | 1,276,926 |
| 20歳～24 " | 374,700 | 8,933,749 | 5,945 | 11,827,273 | 5,329,493 | 26,096,459 | 7,069,113 |
| 25 " ～29 " | 473,100 | 23,142,324 | 34,756 | 17,106,962 | 7,245,051 | 47,529,093 | 8,247,293 |
| 30 " ～34 " | 543,550 | 33,952,599 | 206,993 | 23,944,857 | 8,834,824 | 66,939,273 | 10,402,208 |
| 35 " ～39 " | 653,150 | 55,658,742 | 464,229 | 33,855,166 | 11,139,119 | 101,117,256 | 13,945,371 |
| 40 " ～44 " | 803,100 | 73,695,706 | 1,008,920 | 42,482,733 | 14,104,317 | 131,291,676 | 16,436,219 |
| 45 " ～49 " | 975,250 | 94,610,463 | 1,279,141 | 47,311,590 | 16,793,997 | 159,995,191 | 18,568,297 |
| 50 " ～54 " | 915,200 | 89,222,374 | 1,600,936 | 40,584,885 | 16,039,609 | 147,447,804 | 16,266,419 |
| 55 " ～59 " | 989,300 | 104,002,712 | 2,931,996 | 40,015,552 | 18,408,731 | 165,358,991 | 17,630,008 |
| 60 " ～64 " | 1,676,300 | 152,383,448 | 7,218,143 | 65,808,108 | 32,078,231 | 257,487,931 | 28,245,604 |
| 65 " ～69 " | 3,800,250 | 346,953,274 | 16,827,475 | 155,481,618 | 73,218,982 | 592,481,346 | 63,050,731 |
| 70 " ～74 " | 3,708,500 | 293,753,356 | 15,588,168 | 153,450,481 | 70,196,706 | 532,988,712 | 70,724,510 |

第9表－1－2 世帯主の年齢階級別、保険料(税)

| 世帯主の 年齢階級 | 世帯数 | 医療給付費分 | | | | | |
|--------------|-----------|------------|-----------|--------------|-------------|---------------|---------------|
| | | 所得割額 | 資産割額 | 被保険者 均等割額 | 世帯別 平等割額 | 保険料(税) 算定額 | 保険料(税) 軽減額 |
| | | 千円 | 千円 | 千円 | 千円 | 千円 | 千円 |
| 計 | 1,629,500 | 92,763,967 | 4,909,654 | 81,290,342 | 31,181,161 | 210,145,123 | 22,496,170 |
| ～19歳 | 1,250 | 72,131 | - | 81,769 | 21,370 | 175,271 | 20,629 |
| 20歳～24 " | 18,150 | 676,693 | - | 625,727 | 300,773 | 1,603,193 | 185,307 |
| 25 " ～29 " | 27,150 | 1,397,036 | 3,511 | 1,403,834 | 418,107 | 3,222,488 | 364,417 |
| 30 " ～34 " | 38,550 | 2,463,686 | 21,318 | 2,312,208 | 690,912 | 5,488,124 | 600,691 |
| 35 " ～39 " | 51,900 | 3,704,268 | 46,634 | 3,667,179 | 1,003,419 | 8,421,500 | 934,145 |
| 40 " ～44 " | 66,550 | 4,760,185 | 87,220 | 4,829,623 | 1,204,924 | 10,881,951 | 1,206,988 |
| 45 " ～49 " | 72,050 | 4,825,905 | 110,839 | 4,872,907 | 1,331,027 | 11,140,678 | 1,240,875 |
| 50 " ～54 " | 74,300 | 4,447,246 | 124,154 | 4,463,888 | 1,318,828 | 10,354,116 | 1,156,613 |
| 55 " ～59 " | 73,500 | 3,596,290 | 144,426 | 3,556,326 | 1,444,221 | 8,741,263 | 1,000,152 |
| 60 " ～64 " | 156,350 | 6,986,284 | 539,546 | 6,809,182 | 3,058,499 | 17,393,512 | 1,973,660 |
| 65 " ～69 " | 494,650 | 27,426,123 | 1,859,511 | 22,816,367 | 9,714,490 | 61,816,491 | 6,506,635 |
| 70 " ～74 " | 555,100 | 32,408,118 | 1,972,496 | 25,851,331 | 10,674,591 | 70,906,536 | 7,306,058 |

算定状況・賦課状況 ー全世帯ー <擬制世帯を除く>

| 医療給付費分 | | | 後期高齢者支援金分 | | | |
|-------------|----------------|---------------|-------------|-----------|--------------|-------------|
| 減免等 による額 | 賦課限度額を 超える額 | 保険料(税) 調定額 | 所得割額 | 資産割額 | 被保険者 均等割額 | 世帯別 平等割額 |
| 千円 | 千円 | 千円 | 千円 | 千円 | 千円 | 千円 |
| 11,272,010 | 219,757,899 | 1,728,178,663 | 395,213,536 | 9,983,843 | 207,510,407 | 77,365,626 |
| 7,189 | - | 1,185,176 | 85,410 | 119 | 453,801 | 229,827 |
| 153,369 | 107,384 | 18,764,451 | 2,725,791 | 1,384 | 3,790,958 | 1,514,904 |
| 514,851 | 2,182,437 | 36,581,740 | 7,241,391 | 7,963 | 5,613,841 | 2,081,025 |
| 872,063 | 1,640,930 | 54,020,148 | 10,367,449 | 47,976 | 7,812,547 | 2,540,199 |
| 824,341 | 7,090,342 | 79,252,461 | 17,229,546 | 103,247 | 11,053,518 | 3,166,881 |
| 993,545 | 11,327,852 | 102,528,208 | 22,539,524 | 217,345 | 13,811,730 | 4,041,402 |
| 1,016,151 | 17,698,291 | 122,705,215 | 29,076,125 | 255,886 | 15,537,083 | 4,735,972 |
| 668,320 | 18,054,047 | 112,452,437 | 27,376,519 | 373,672 | 13,273,491 | 4,547,327 |
| 663,575 | 29,410,600 | 117,646,430 | 32,405,737 | 619,806 | 13,034,047 | 5,236,257 |
| 1,335,496 | 29,582,199 | 198,308,812 | 47,397,446 | 1,557,762 | 21,548,576 | 9,025,694 |
| 2,443,300 | 57,568,764 | 469,380,525 | 108,114,339 | 3,658,729 | 51,136,653 | 20,422,648 |
| 1,779,809 | 45,095,054 | 415,353,060 | 90,654,260 | 3,139,953 | 50,444,162 | 19,823,490 |

算定状況・賦課状況 ー全世帯ー <擬制世帯を除く>

(再掲) 2割軽減世帯

| 医療給付費分 | | | 後期高齢者支援金分 | | | |
|-------------|----------------|---------------|------------|-----------|--------------|-------------|
| 減免等 による額 | 賦課限度額を 超える額 | 保険料(税) 調定額 | 所得割額 | 資産割額 | 被保険者 均等割額 | 世帯別 平等割額 |
| 千円 | 千円 | 千円 | 千円 | 千円 | 千円 | 千円 |
| 1,572,836 | 24,514 | 186,034,047 | 28,897,806 | 1,176,297 | 26,645,891 | 8,826,683 |
| 3,294 | - | 151,337 | 24,369 | - | 27,841 | 6,476 |
| 4,293 | - | 1,413,435 | 209,120 | - | 201,142 | 81,913 |
| 52,920 | - | 2,804,962 | 430,511 | 873 | 479,838 | 113,342 |
| 92,699 | - | 4,794,245 | 752,211 | 4,784 | 775,442 | 194,603 |
| 83,011 | - | 7,403,817 | 1,156,308 | 9,646 | 1,224,009 | 279,520 |
| 143,297 | - | 9,531,035 | 1,471,478 | 16,843 | 1,553,066 | 343,548 |
| 178,086 | - | 9,720,976 | 1,496,779 | 25,337 | 1,601,121 | 385,603 |
| 135,563 | - | 9,061,273 | 1,381,482 | 29,954 | 1,463,537 | 372,278 |
| 90,015 | - | 7,650,155 | 1,112,228 | 35,556 | 1,149,317 | 406,115 |
| 93,570 | - | 15,324,540 | 2,177,968 | 131,858 | 2,225,420 | 864,622 |
| 394,111 | - | 54,910,228 | 8,580,835 | 444,427 | 7,476,161 | 2,748,864 |
| 301,976 | 24,514 | 63,268,044 | 10,104,518 | 477,019 | 8,468,998 | 3,029,799 |

第9表－1－1 世帯主の年齢階級別、保険料(税)

| 世帯主の 年齢階級 | 後期高齢者支援金分 | | | | 介護納付金分 | | |
|--------------|-------------------|------------------|-----------------|------------------|-------------------|-------------------|-----------------|
| | 保険料(税) 算定額 | 保険料(税) 軽減額 | 減免等 による額 | 賦課限度額を 超える額 | 保険料(税) 調定額 | 所得割額 | 資産割額 |
| 計 | 千円 690,073,417 | 千円 85,154,621 | 千円 3,637,109 | 千円 59,765,792 | 千円 541,381,476 | 千円 141,851,554 | 千円 2,600,664 |
| ～19歳 | 769,157 | 399,850 | 2,444 | － | 366,562 | － | － |
| 20歳～24 " | 8,033,037 | 2,198,059 | 51,153 | 8,866 | 5,772,468 | 2,530 | 458 |
| 25 " ～29 " | 14,944,222 | 2,605,003 | 167,869 | 770,404 | 11,398,125 | 13,505 | 192 |
| 30 " ～34 " | 20,768,171 | 3,299,918 | 283,434 | 459,860 | 16,720,802 | 53,497 | 1,304 |
| 35 " ～39 " | 31,553,192 | 4,404,475 | 242,906 | 1,975,155 | 24,925,528 | 223,616 | 4,178 |
| 40 " ～44 " | 40,610,001 | 5,191,536 | 322,916 | 2,814,331 | 32,275,324 | 18,544,222 | 175,466 |
| 45 " ～49 " | 49,605,065 | 5,857,823 | 332,667 | 4,696,450 | 38,710,573 | 24,727,403 | 207,260 |
| 50 " ～54 " | 45,571,010 | 5,109,176 | 210,663 | 4,840,823 | 35,403,390 | 23,533,543 | 273,169 |
| 55 " ～59 " | 51,295,847 | 5,499,716 | 213,154 | 8,584,648 | 36,989,736 | 27,249,441 | 513,480 |
| 60 " ～64 " | 79,529,477 | 8,801,221 | 439,013 | 8,054,940 | 62,218,055 | 38,004,878 | 1,246,013 |
| 65 " ～69 " | 183,332,368 | 19,655,863 | 805,320 | 15,998,722 | 146,834,491 | 5,562,610 | 130,743 |
| 70 " ～74 " | 164,061,871 | 22,131,984 | 565,570 | 11,561,592 | 129,766,423 | 3,936,308 | 48,401 |

第9表－1－2 世帯主の年齢階級別、保険料(税)

| 世帯主の 年齢階級 | 後期高齢者支援金分 | | | | 介護納付金分 | | |
|--------------|------------------|-----------------|---------------|----------------|------------------|-----------------|---------------|
| | 保険料(税) 算定額 | 保険料(税) 軽減額 | 減免等 による額 | 賦課限度額を 超える額 | 保険料(税) 調定額 | 所得割額 | 資産割額 |
| 計 | 千円 65,546,684 | 千円 7,096,332 | 千円 504,669 | 千円 7,241 | 千円 57,920,762 | 千円 6,884,045 | 千円 199,495 |
| ～19歳 | 58,686 | 6,865 | 1,164 | － | 50,647 | － | － |
| 20歳～24 " | 492,174 | 56,620 | 1,527 | － | 433,888 | 2,530 | － |
| 25 " ～29 " | 1,024,565 | 118,672 | 17,590 | － | 888,106 | 612 | 39 |
| 30 " ～34 " | 1,727,040 | 194,082 | 30,714 | － | 1,501,798 | 6,375 | 387 |
| 35 " ～39 " | 2,669,482 | 300,765 | 28,237 | － | 2,339,908 | 14,446 | 10 |
| 40 " ～44 " | 3,384,934 | 379,390 | 47,216 | 785 | 2,956,859 | 1,274,843 | 12,807 |
| 45 " ～49 " | 3,508,840 | 397,414 | 59,284 | － | 3,051,408 | 1,263,319 | 21,603 |
| 50 " ～54 " | 3,247,251 | 367,240 | 41,522 | － | 2,837,751 | 1,111,742 | 23,120 |
| 55 " ～59 " | 2,703,217 | 311,157 | 30,214 | － | 2,360,993 | 903,251 | 26,625 |
| 60 " ～64 " | 5,399,868 | 618,169 | 26,705 | － | 4,753,283 | 1,752,173 | 102,074 |
| 65 " ～69 " | 19,250,286 | 2,045,531 | 127,202 | － | 17,072,197 | 273,851 | 10,882 |
| 70 " ～74 " | 22,080,342 | 2,300,427 | 93,296 | 6,456 | 19,673,925 | 280,902 | 1,950 |

算定状況・賦課状況 ー全世帯ー <擬制世帯を除く> (続き)

| 介護納付金分 | | | | | | |
|--------------|-------------|---------------|---------------|-------------|----------------|---------------|
| 被保険者 均等割額 | 世帯別 平等割額 | 保険料(税) 算定額 | 保険料(税) 軽減額 | 減免等 による額 | 賦課限度額を 超える額 | 保険料(税) 調定額 |
| 千円 | 千円 | 千円 | 千円 | 千円 | 千円 | 千円 |
| 84,902,716 | 26,334,527 | 255,689,461 | 30,582,583 | 1,418,200 | 25,310,242 | 198,325,039 |
| - | - | - | - | - | - | - |
| 6,027 | 2,605 | 11,620 | 2,890 | - | - | 8,721 |
| 50,121 | 22,143 | 85,961 | 22,841 | 557 | - | 62,523 |
| 85,444 | 23,506 | 163,752 | 25,310 | 1,120 | - | 137,287 |
| 353,679 | 133,921 | 715,394 | 109,055 | 1,496 | 9,994 | 594,646 |
| 9,966,253 | 3,072,602 | 31,758,544 | 3,708,840 | 266,048 | 1,855,602 | 25,922,487 |
| 12,590,523 | 3,574,097 | 41,099,283 | 4,584,965 | 288,983 | 4,186,114 | 32,032,106 |
| 11,904,323 | 3,433,725 | 39,144,759 | 4,429,434 | 186,286 | 4,466,757 | 30,055,214 |
| 13,064,215 | 3,955,929 | 44,783,066 | 5,177,607 | 174,513 | 7,604,134 | 31,818,233 |
| 22,756,506 | 6,759,483 | 68,766,880 | 8,558,498 | 375,444 | 6,285,456 | 53,530,986 |
| 9,642,071 | 3,696,688 | 19,032,111 | 2,470,327 | 72,957 | 568,260 | 15,914,958 |
| 4,483,555 | 1,659,826 | 10,128,090 | 1,492,817 | 50,796 | 333,924 | 8,247,877 |

算定状況・賦課状況 ー全世帯ー <擬制世帯を除く> (続き)

(再掲) 2割軽減世帯

| 介護納付金分 | | | | | | |
|--------------|-------------|---------------|---------------|-------------|----------------|---------------|
| 被保険者 均等割額 | 世帯別 平等割額 | 保険料(税) 算定額 | 保険料(税) 軽減額 | 減免等 による額 | 賦課限度額を 超える額 | 保険料(税) 調定額 |
| 千円 | 千円 | 千円 | 千円 | 千円 | 千円 | 千円 |
| 8,736,149 | 2,749,231 | 18,568,919 | 2,297,501 | 192,012 | - | 16,072,914 |
| - | - | - | - | - | - | - |
| 2,492 | - | 5,022 | 498 | - | - | 4,523 |
| 7,260 | 300 | 8,211 | 1,512 | 557 | - | 6,132 |
| 14,621 | 3,332 | 24,715 | 3,599 | 1,120 | - | 19,979 |
| 66,375 | 24,486 | 105,317 | 18,173 | 236 | - | 86,863 |
| 930,216 | 258,471 | 2,476,337 | 237,793 | 36,800 | - | 2,201,174 |
| 1,028,415 | 294,317 | 2,607,653 | 264,590 | 48,331 | - | 2,294,035 |
| 1,070,249 | 282,863 | 2,487,974 | 270,661 | 31,118 | - | 2,185,418 |
| 1,035,540 | 329,286 | 2,294,702 | 272,998 | 26,120 | - | 1,994,726 |
| 2,306,639 | 649,913 | 4,810,799 | 591,410 | 23,293 | - | 4,194,418 |
| 1,589,175 | 645,361 | 2,519,269 | 447,002 | 15,050 | - | 2,055,843 |
| 685,168 | 260,902 | 1,228,921 | 189,265 | 9,386 | - | 1,029,804 |

第9表－1－3 世帯主の年齢階級別、保険料(税)

| 世帯主の 年齢階級 | 世帯数 | 医療給付費分 | | | | | |
|--------------|-----------|------------|-----------|--------------|-------------|---------------|---------------|
| | | 所得割額 | 資産割額 | 被保険者 均等割額 | 世帯別 平等割額 | 保険料(税) 算定額 | 保険料(税) 軽減額 |
| | | 千円 | 千円 | 千円 | 千円 | 千円 | 千円 |
| 計 | 2,015,400 | 46,953,174 | 5,571,651 | 96,997,882 | 39,488,304 | 189,011,009 | 68,221,573 |
| ～19歳 | 750 | 10,507 | - | 17,199 | 18,033 | 45,739 | 17,616 |
| 20歳～24 " | 25,550 | 320,193 | 1,831 | 913,063 | 421,156 | 1,656,242 | 667,116 |
| 25 " ～29 " | 40,150 | 746,097 | 745 | 1,852,971 | 712,052 | 3,311,864 | 1,282,542 |
| 30 " ～34 " | 57,050 | 1,225,223 | 16,542 | 3,430,788 | 1,074,400 | 5,746,954 | 2,252,779 |
| 35 " ～39 " | 77,150 | 1,846,478 | 52,195 | 5,424,825 | 1,417,303 | 8,740,802 | 3,420,749 |
| 40 " ～44 " | 96,050 | 2,342,323 | 93,189 | 6,551,199 | 1,859,311 | 10,846,021 | 4,204,524 |
| 45 " ～49 " | 114,350 | 2,430,357 | 92,810 | 6,963,727 | 2,125,109 | 11,612,003 | 4,544,640 |
| 50 " ～54 " | 95,750 | 1,980,571 | 103,221 | 5,256,495 | 1,721,840 | 9,062,128 | 3,487,912 |
| 55 " ～59 " | 105,300 | 1,730,684 | 243,499 | 4,926,327 | 2,064,747 | 8,965,257 | 3,494,062 |
| 60 " ～64 " | 211,250 | 3,394,596 | 736,750 | 8,952,400 | 4,258,031 | 17,341,777 | 6,602,145 |
| 65 " ～69 " | 550,800 | 13,142,056 | 1,936,591 | 23,887,522 | 11,072,207 | 50,038,375 | 17,472,535 |
| 70 " ～74 " | 641,250 | 17,784,089 | 2,294,277 | 28,821,367 | 12,744,115 | 61,643,847 | 20,774,953 |

第9表－1－4 世帯主の年齢階級別、保険料(税)

| 世帯主の 年齢階級 | 世帯数 | 医療給付費分 | | | | | |
|--------------|-----------|-----------|-----------|--------------|-------------|---------------|---------------|
| | | 所得割額 | 資産割額 | 被保険者 均等割額 | 世帯別 平等割額 | 保険料(税) 算定額 | 保険料(税) 軽減額 |
| | | 千円 | 千円 | 千円 | 千円 | 千円 | 千円 |
| 計 | 4,927,600 | 6,104,089 | 7,080,023 | 165,425,947 | 93,410,717 | 272,020,777 | 181,144,956 |
| ～19歳 | 40,850 | - | 476 | 1,120,774 | 648,714 | 1,769,964 | 1,238,681 |
| 20歳～24 " | 198,150 | 45,231 | 774 | 6,029,153 | 2,853,760 | 8,928,917 | 6,216,690 |
| 25 " ～29 " | 184,150 | 201,912 | 10,839 | 6,414,174 | 3,016,041 | 9,642,966 | 6,600,334 |
| 30 " ～34 " | 183,100 | 542,329 | 48,904 | 7,451,079 | 3,333,393 | 11,375,705 | 7,548,738 |
| 35 " ～39 " | 216,950 | 284,857 | 46,620 | 9,787,947 | 3,914,937 | 14,034,361 | 9,590,477 |
| 40 " ～44 " | 255,000 | 536,019 | 124,096 | 10,900,087 | 4,851,896 | 16,412,098 | 11,024,708 |
| 45 " ～49 " | 318,400 | 418,851 | 217,310 | 12,337,424 | 5,928,960 | 18,902,545 | 12,782,782 |
| 50 " ～54 " | 313,550 | 532,527 | 257,241 | 10,715,612 | 5,890,473 | 17,395,854 | 11,621,894 |
| 55 " ～59 " | 366,900 | 269,292 | 522,349 | 11,648,512 | 7,124,348 | 19,564,501 | 13,135,794 |
| 60 " ～64 " | 555,900 | 466,266 | 1,092,705 | 17,130,655 | 10,971,176 | 29,660,802 | 19,669,798 |
| 65 " ～69 " | 1,100,200 | 1,595,253 | 2,322,534 | 34,183,979 | 21,646,530 | 59,748,296 | 39,071,562 |
| 70 " ～74 " | 1,194,450 | 1,211,550 | 2,436,176 | 37,706,551 | 23,230,489 | 64,584,767 | 42,643,498 |

算定状況・賦課状況 ー全世帯ー <擬制世帯を除く>

(再掲) 5割軽減世帯

| 医療給付費分 | | | 後期高齢者支援金分 | | | |
|-------------|----------------|---------------|------------|-----------|--------------|-------------|
| 減免等 による額 | 賦課限度額を 超える額 | 保険料(税) 調定額 | 所得割額 | 資産割額 | 被保険者 均等割額 | 世帯別 平等割額 |
| 千円 | 千円 | 千円 | 千円 | 千円 | 千円 | 千円 |
| 1,253,444 | 15,239 | 119,498,798 | 14,676,165 | 1,250,265 | 31,780,986 | 11,219,482 |
| - | - | 28,117 | 3,145 | - | 6,175 | 4,470 |
| 12,690 | - | 976,241 | 97,934 | 458 | 295,047 | 119,606 |
| 26,434 | - | 2,002,594 | 231,183 | 221 | 613,442 | 202,717 |
| 66,644 | - | 3,427,009 | 379,914 | 1,618 | 1,115,179 | 314,372 |
| 140,337 | - | 5,178,961 | 580,442 | 12,154 | 1,765,672 | 415,929 |
| 145,916 | - | 6,494,555 | 717,152 | 18,437 | 2,135,304 | 535,727 |
| 81,433 | - | 6,984,934 | 762,124 | 19,890 | 2,274,052 | 610,168 |
| 106,937 | - | 5,466,390 | 621,846 | 25,520 | 1,698,311 | 500,592 |
| 51,248 | - | 5,418,904 | 534,901 | 57,807 | 1,617,317 | 597,678 |
| 78,920 | - | 10,658,256 | 1,072,147 | 158,124 | 2,923,580 | 1,214,474 |
| 245,056 | - | 32,314,502 | 4,095,620 | 455,401 | 7,879,669 | 3,101,792 |
| 297,829 | 15,239 | 40,548,335 | 5,579,756 | 500,636 | 9,457,238 | 3,601,957 |

算定状況・賦課状況 ー全世帯ー <擬制世帯を除く>

(再掲) 7割軽減世帯

| 医療給付費分 | | | 後期高齢者支援金分 | | | |
|-------------|----------------|---------------|-----------|-----------|--------------|-------------|
| 減免等 による額 | 賦課限度額を 超える額 | 保険料(税) 調定額 | 所得割額 | 資産割額 | 被保険者 均等割額 | 世帯別 平等割額 |
| 千円 | 千円 | 千円 | 千円 | 千円 | 千円 | 千円 |
| 846,414 | 429,691 | 89,563,596 | 1,880,847 | 1,589,008 | 53,953,225 | 26,872,629 |
| 1,240 | - | 529,835 | - | 119 | 361,099 | 192,666 |
| 13,564 | - | 2,697,756 | 12,162 | 106 | 1,939,494 | 823,873 |
| 20,599 | - | 3,021,060 | 68,020 | 2,868 | 2,106,435 | 862,730 |
| 47,137 | 25,237 | 3,753,485 | 167,366 | 12,548 | 2,446,742 | 969,840 |
| 62,903 | - | 4,379,632 | 89,778 | 12,576 | 3,178,201 | 1,126,618 |
| 74,059 | - | 5,311,959 | 172,037 | 26,492 | 3,536,675 | 1,431,330 |
| 51,730 | - | 6,065,918 | 130,246 | 44,095 | 4,032,510 | 1,709,468 |
| 36,395 | 45,465 | 5,690,168 | 153,902 | 57,367 | 3,487,335 | 1,717,990 |
| 66,685 | 4,600 | 6,354,954 | 78,411 | 109,908 | 3,760,493 | 2,072,510 |
| 95,299 | 1,190 | 9,890,172 | 150,680 | 263,227 | 5,562,778 | 3,173,481 |
| 230,284 | 344,714 | 20,092,193 | 485,034 | 533,388 | 11,193,274 | 6,128,131 |
| 146,520 | 8,485 | 21,776,466 | 373,212 | 526,315 | 12,348,190 | 6,663,993 |

第9表-1-3 世帯主の年齢階級別、保険料(税)

| 世帯主の 年齢階級 | 後期高齢者支援金分 | | | | 介護納付金分 | | |
|--------------|------------------|------------------|---------------|----------------|------------------|-----------------|---------------|
| | 保険料(税) 算定額 | 保険料(税) 軽減額 | 減免等 による額 | 賦課限度額を 超える額 | 保険料(税) 調定額 | 所得割額 | 資産割額 |
| 計 | 千円 58,926,896 | 千円 21,492,024 | 千円 377,830 | 千円 - | 千円 37,035,064 | 千円 3,384,862 | 千円 253,211 |
| ～19歳 | 13,790 | 5,323 | - | - | 8,464 | - | - |
| 20歳～24 " | 513,045 | 207,333 | 3,998 | - | 301,569 | - | 458 |
| 25 " ～29 " | 1,047,562 | 408,113 | 8,063 | - | 631,157 | 5,953 | - |
| 30 " ～34 " | 1,811,083 | 714,801 | 18,870 | - | 1,076,847 | 659 | 20 |
| 35 " ～39 " | 2,774,198 | 1,090,733 | 42,324 | - | 1,640,356 | 4,986 | 463 |
| 40 " ～44 " | 3,406,619 | 1,335,140 | 46,899 | - | 2,023,568 | 623,178 | 14,473 |
| 45 " ～49 " | 3,666,234 | 1,442,135 | 25,190 | - | 2,197,960 | 627,300 | 15,711 |
| 50 " ～54 " | 2,846,269 | 1,098,975 | 35,446 | - | 1,710,857 | 522,556 | 22,889 |
| 55 " ～59 " | 2,807,703 | 1,106,951 | 13,790 | - | 1,685,852 | 438,987 | 46,641 |
| 60 " ～64 " | 5,368,324 | 2,067,808 | 22,207 | - | 3,275,862 | 885,227 | 134,571 |
| 65 " ～69 " | 15,532,483 | 5,487,964 | 76,354 | - | 9,961,774 | 153,189 | 13,142 |
| 70 " ～74 " | 19,139,587 | 6,526,750 | 84,687 | - | 12,520,796 | 122,828 | 4,843 |

第9表-1-4 世帯主の年齢階級別、保険料(税)

| 世帯主の 年齢階級 | 後期高齢者支援金分 | | | | 介護納付金分 | | |
|--------------|------------------|------------------|---------------|----------------|------------------|---------------|---------------|
| | 保険料(税) 算定額 | 保険料(税) 軽減額 | 減免等 による額 | 賦課限度額を 超える額 | 保険料(税) 調定額 | 所得割額 | 資産割額 |
| 計 | 千円 84,295,710 | 千円 56,566,265 | 千円 250,761 | 千円 96,445 | 千円 27,344,258 | 千円 618,446 | 千円 432,627 |
| ～19歳 | 553,884 | 387,662 | 555 | - | 165,382 | - | - |
| 20歳～24 " | 2,775,635 | 1,934,106 | 4,089 | - | 836,116 | - | - |
| 25 " ～29 " | 3,040,053 | 2,078,218 | 4,976 | - | 955,737 | 911 | 124 |
| 30 " ～34 " | 3,596,496 | 2,391,034 | 12,194 | 9,454 | 1,182,511 | 12,213 | 55 |
| 35 " ～39 " | 4,407,173 | 3,012,977 | 16,525 | - | 1,376,120 | 1,796 | - |
| 40 " ～44 " | 5,166,534 | 3,477,005 | 21,996 | - | 1,666,094 | 129,382 | 21,420 |
| 45 " ～49 " | 5,916,318 | 4,018,274 | 15,474 | - | 1,880,137 | 97,489 | 41,557 |
| 50 " ～54 " | 5,416,594 | 3,642,961 | 10,629 | 1,670 | 1,759,302 | 129,144 | 45,207 |
| 55 " ～59 " | 6,021,322 | 4,081,608 | 17,748 | - | 1,919,374 | 50,750 | 95,512 |
| 60 " ～64 " | 9,150,165 | 6,115,244 | 29,475 | - | 3,000,881 | 101,078 | 213,973 |
| 65 " ～69 " | 18,339,826 | 12,122,368 | 73,838 | 80,955 | 6,053,015 | 28,352 | 11,938 |
| 70 " ～74 " | 19,911,711 | 13,304,807 | 43,262 | 4,367 | 6,549,590 | 67,331 | 2,842 |

算定状況・賦課状況 ー全世帯ー <擬制世帯を除く> (続き)

(再掲) 5割軽減世帯

| 介護納付金分 | | | | | | |
|------------|-----------|------------|-----------|---------|------------|------------|
| 被保険者均等割額 | 世帯別平等割額 | 保険料(税)算定額 | 保険料(税)軽減額 | 減免等による額 | 賦課限度額を超える額 | 保険料(税)調定額 |
| 千円 | 千円 | 千円 | 千円 | 千円 | 千円 | 千円 |
| 10,822,165 | 3,594,071 | 18,054,309 | 7,205,397 | 132,350 | - | 10,709,045 |
| - | - | - | - | - | - | - |
| 1,800 | 1,360 | 3,618 | 1,580 | - | - | 2,030 |
| 9,938 | 9,938 | 25,829 | 9,938 | - | - | 15,891 |
| 4,796 | 2,079 | 7,554 | 3,438 | - | - | 4,113 |
| 53,325 | 24,286 | 83,060 | 38,806 | 620 | - | 43,584 |
| 1,232,156 | 402,489 | 2,272,296 | 817,163 | 36,595 | - | 1,417,628 |
| 1,485,767 | 473,302 | 2,602,080 | 979,586 | 19,786 | - | 1,601,798 |
| 1,313,061 | 375,744 | 2,234,250 | 844,054 | 30,342 | - | 1,358,972 |
| 1,470,902 | 455,154 | 2,411,685 | 962,494 | 12,058 | - | 1,436,103 |
| 2,997,760 | 908,690 | 4,926,248 | 1,952,276 | 19,993 | - | 2,951,690 |
| 1,463,352 | 601,251 | 2,230,934 | 1,032,086 | 9,455 | - | 1,188,455 |
| 789,307 | 339,778 | 1,256,756 | 563,976 | 3,501 | - | 688,782 |

算定状況・賦課状況 ー全世帯ー <擬制世帯を除く> (続き)

(再掲) 7割軽減世帯

| 介護納付金分 | | | | | | |
|------------|-----------|------------|------------|---------|------------|-----------|
| 被保険者均等割額 | 世帯別平等割額 | 保険料(税)算定額 | 保険料(税)軽減額 | 減免等による額 | 賦課限度額を超える額 | 保険料(税)調定額 |
| 千円 | 千円 | 千円 | 千円 | 千円 | 千円 | 千円 |
| 21,866,282 | 8,252,569 | 31,169,923 | 21,079,685 | 79,295 | 10,113 | 9,985,443 |
| - | - | - | - | - | - | - |
| 710 | 450 | 1,160 | 812 | - | - | 348 |
| 9,586 | 6,680 | 17,301 | 11,391 | - | - | 5,895 |
| 19,237 | 6,868 | 38,373 | 18,274 | - | - | 20,091 |
| 45,635 | 28,751 | 76,181 | 52,075 | 640 | - | 23,443 |
| 2,717,505 | 1,074,285 | 3,942,592 | 2,653,884 | 11,270 | - | 1,275,987 |
| 3,504,859 | 1,268,897 | 4,912,802 | 3,340,789 | 10,817 | - | 1,558,789 |
| 3,466,740 | 1,269,248 | 4,910,339 | 3,314,719 | 8,811 | 10,113 | 1,574,424 |
| 4,102,948 | 1,530,689 | 5,779,899 | 3,942,115 | 15,554 | - | 1,819,567 |
| 6,243,313 | 2,349,158 | 8,907,522 | 6,014,811 | 25,352 | - | 2,862,132 |
| 1,002,416 | 413,940 | 1,456,645 | 991,238 | 4,124 | - | 460,476 |
| 753,333 | 303,603 | 1,127,110 | 739,576 | 2,729 | - | 384,291 |

第9表-2 世帯主の年齢階級別、保険料(税)

| 世帯主の 年齢階級 | 世帯数 | 医療給付費分 | | | | | |
|--------------|------------|---------------|------------|--------------|-------------|---------------|---------------|
| | | 所得割額 | 資産割額 | 被保険者 均等割額 | 世帯別 平等割額 | 保険料(税) 算定額 | 保険料(税) 軽減額 |
| | | 千円 | 千円 | 千円 | 千円 | 千円 | 千円 |
| 計 | 14,799,700 | 1,261,193,543 | 46,360,686 | 624,888,803 | 271,005,561 | 2,203,448,590 | 268,527,068 |
| ～19歳 | 49,100 | 277,994 | 476 | 1,411,887 | 779,176 | 2,469,534 | 1,276,926 |
| 20歳～24 " | 374,700 | 8,933,749 | 5,945 | 11,827,273 | 5,329,493 | 26,096,459 | 7,069,113 |
| 25 " ～29 " | 473,100 | 23,142,324 | 34,756 | 17,106,962 | 7,245,051 | 47,529,093 | 8,247,293 |
| 30 " ～34 " | 543,550 | 33,952,599 | 206,993 | 23,941,290 | 8,834,824 | 66,935,705 | 10,401,975 |
| 35 " ～39 " | 653,150 | 55,657,534 | 464,197 | 33,847,505 | 11,139,119 | 101,108,355 | 13,942,580 |
| 40 " ～44 " | 803,100 | 73,670,740 | 1,008,920 | 42,478,293 | 14,104,317 | 131,262,270 | 16,436,021 |
| 45 " ～49 " | 975,250 | 94,610,463 | 1,279,141 | 47,309,050 | 16,793,997 | 159,992,651 | 18,568,297 |
| 50 " ～54 " | 915,200 | 89,222,374 | 1,600,936 | 40,584,885 | 16,039,609 | 147,447,804 | 16,266,419 |
| 55 " ～59 " | 988,900 | 103,971,014 | 2,931,517 | 39,951,756 | 18,408,731 | 165,263,018 | 17,602,149 |
| 60 " ～64 " | 1,524,000 | 139,162,559 | 6,507,643 | 59,499,785 | 29,081,713 | 234,251,700 | 25,419,332 |
| 65 " ～69 " | 3,791,150 | 345,114,899 | 16,738,018 | 153,769,109 | 73,052,826 | 588,674,849 | 62,636,511 |
| 70 " ～74 " | 3,708,500 | 293,477,293 | 15,582,145 | 153,161,007 | 70,196,706 | 532,417,151 | 70,660,453 |

第9表-3 世帯主の年齢階級別、保険料(税)

| 世帯主の 年齢階級 | 世帯数 | 医療給付費分 | | | | | |
|--------------|---------|------------|---------|--------------|-------------|---------------|---------------|
| | | 所得割額 | 資産割額 | 被保険者 均等割額 | 世帯別 平等割額 | 保険料(税) 算定額 | 保険料(税) 軽減額 |
| | | 千円 | 千円 | 千円 | 千円 | 千円 | 千円 |
| 計 | 277,000 | 15,393,199 | 806,492 | 8,392,310 | 3,162,674 | 27,754,675 | 3,335,630 |
| ～19歳 | - | - | - | - | - | - | - |
| 20歳～24 " | - | - | - | - | - | - | - |
| 25 " ～29 " | - | - | - | - | - | - | - |
| 30 " ～34 " | 150 | - | - | 3,567 | - | 3,567 | 233 |
| 35 " ～39 " | 300 | 1,208 | 32 | 7,661 | - | 8,901 | 2,791 |
| 40 " ～44 " | 200 | 24,966 | - | 4,440 | - | 29,406 | 198 |
| 45 " ～49 " | 100 | - | - | 2,540 | - | 2,540 | - |
| 50 " ～54 " | - | - | - | - | - | - | - |
| 55 " ～59 " | 1,250 | 31,699 | 479 | 63,796 | - | 95,973 | 27,859 |
| 60 " ～64 " | 199,300 | 13,220,890 | 710,500 | 6,308,323 | 2,996,518 | 23,236,231 | 2,826,272 |
| 65 " ～69 " | 64,200 | 1,838,374 | 89,457 | 1,712,509 | 166,156 | 3,806,496 | 414,221 |
| 70 " ～74 " | 11,500 | 276,063 | 6,024 | 289,474 | - | 571,561 | 64,056 |

算定状況・賦課状況 ―一般世帯― 〈擬制世帯を除く〉

| 医療給付費分 | | | 後期高齢者支援金分 | | | |
|-------------|----------------|---------------|-------------|-----------|--------------|-------------|
| 減免等 による額 | 賦課限度額を 超える額 | 保険料(税) 調定額 | 所得割額 | 資産割額 | 被保険者 均等割額 | 世帯別 平等割額 |
| 千円 | 千円 | 千円 | 千円 | 千円 | 千円 | 千円 |
| 11,153,100 | 218,031,261 | 1,705,607,294 | 390,354,902 | 9,795,547 | 204,752,851 | 76,471,721 |
| 7,189 | - | 1,185,176 | 85,410 | 119 | 453,801 | 229,827 |
| 153,369 | 107,384 | 18,764,451 | 2,725,791 | 1,384 | 3,790,958 | 1,514,904 |
| 514,851 | 2,182,437 | 36,581,740 | 7,241,391 | 7,963 | 5,613,841 | 2,081,025 |
| 872,063 | 1,640,930 | 54,016,814 | 10,367,449 | 47,976 | 7,811,389 | 2,540,199 |
| 824,341 | 7,090,342 | 79,246,358 | 17,229,155 | 103,239 | 11,051,058 | 3,166,881 |
| 993,545 | 11,327,852 | 102,499,002 | 22,532,034 | 217,345 | 13,810,405 | 4,041,402 |
| 1,016,151 | 17,697,600 | 122,703,366 | 29,076,125 | 255,886 | 15,536,223 | 4,735,972 |
| 668,320 | 18,054,047 | 112,452,437 | 27,376,519 | 373,672 | 13,273,491 | 4,547,327 |
| 663,575 | 29,410,600 | 117,578,319 | 32,397,435 | 619,680 | 13,014,294 | 5,236,257 |
| 1,227,284 | 27,992,173 | 179,598,910 | 43,211,394 | 1,391,550 | 19,463,023 | 8,178,032 |
| 2,432,776 | 57,498,646 | 466,069,166 | 107,552,124 | 3,637,176 | 50,588,091 | 20,376,405 |
| 1,779,634 | 45,029,251 | 414,911,555 | 90,560,075 | 3,139,557 | 50,346,277 | 19,823,490 |

算定状況・賦課状況 ―退職世帯― 〈擬制世帯を除く〉

| 医療給付費分 | | | 後期高齢者支援金分 | | | |
|-------------|----------------|---------------|-----------|---------|--------------|-------------|
| 減免等 による額 | 賦課限度額を 超える額 | 保険料(税) 調定額 | 所得割額 | 資産割額 | 被保険者 均等割額 | 世帯別 平等割額 |
| 千円 | 千円 | 千円 | 千円 | 千円 | 千円 | 千円 |
| 118,911 | 1,726,638 | 22,571,369 | 4,858,634 | 188,296 | 2,757,556 | 893,905 |
| - | - | - | - | - | - | - |
| - | - | - | - | - | - | - |
| - | - | - | - | - | - | - |
| - | - | 3,334 | - | - | 1,158 | - |
| - | - | 6,103 | 391 | 9 | 2,460 | - |
| - | - | 29,206 | 7,490 | - | 1,325 | - |
| - | 691 | 1,849 | - | - | 860 | - |
| - | - | - | - | - | - | - |
| - | - | 68,111 | 8,302 | 126 | 19,753 | - |
| 108,212 | 1,590,025 | 18,709,902 | 4,186,052 | 166,212 | 2,085,553 | 847,662 |
| 10,524 | 70,118 | 3,311,360 | 562,215 | 21,553 | 548,562 | 46,243 |
| 174 | 65,804 | 441,505 | 94,185 | 396 | 97,885 | - |

第9表-2 世帯主の年齢階級別、保険料(税)

| 世帯主の 年齢階級 | 後期高齢者支援金分 | | | | 介護納付金分 | | |
|--------------|-------------------|------------------|-----------------|------------------|-------------------|-------------------|-----------------|
| | 保険料(税) 算定額 | 保険料(税) 軽減額 | 減免等 による額 | 賦課限度額を 超える額 | 保険料(税) 調定額 | 所得割額 | 資産割額 |
| 計 | 千円 681,375,027 | 千円 84,106,098 | 千円 3,597,844 | 千円 59,206,202 | 千円 534,332,765 | 千円 137,847,778 | 千円 2,444,906 |
| ～19歳 | 769,157 | 399,850 | 2,444 | - | 366,562 | - | - |
| 20歳～24 " | 8,033,037 | 2,198,059 | 51,153 | 8,866 | 5,772,468 | 2,530 | 458 |
| 25 " ～29 " | 14,944,222 | 2,605,003 | 167,869 | 770,404 | 11,398,125 | 13,505 | 192 |
| 30 " ～34 " | 20,767,013 | 3,299,846 | 283,434 | 459,860 | 16,719,716 | 53,497 | 1,304 |
| 35 " ～39 " | 31,550,332 | 4,403,612 | 242,906 | 1,975,155 | 24,923,535 | 223,238 | 4,169 |
| 40 " ～44 " | 40,601,186 | 5,191,481 | 322,916 | 2,814,331 | 32,266,564 | 18,537,045 | 175,466 |
| 45 " ～49 " | 49,604,205 | 5,857,823 | 332,667 | 4,696,241 | 38,709,922 | 24,727,403 | 207,260 |
| 50 " ～54 " | 45,571,010 | 5,109,176 | 210,663 | 4,840,823 | 35,403,390 | 23,533,543 | 273,169 |
| 55 " ～59 " | 51,267,666 | 5,491,149 | 213,154 | 8,584,648 | 36,970,124 | 27,243,240 | 513,438 |
| 60 " ～64 " | 72,243,999 | 7,916,292 | 403,439 | 7,536,531 | 56,373,424 | 34,337,355 | 1,103,329 |
| 65 " ～69 " | 182,153,795 | 19,523,169 | 801,687 | 15,985,837 | 145,805,440 | 5,315,838 | 117,947 |
| 70 " ～74 " | 163,869,406 | 22,110,640 | 565,512 | 11,533,506 | 129,623,497 | 3,860,584 | 48,174 |

第9表-3 世帯主の年齢階級別、保険料(税)

| 世帯主の 年齢階級 | 後期高齢者支援金分 | | | | 介護納付金分 | | |
|--------------|-----------------|-----------------|--------------|----------------|-----------------|-----------------|---------------|
| | 保険料(税) 算定額 | 保険料(税) 軽減額 | 減免等 による額 | 賦課限度額を 超える額 | 保険料(税) 調定額 | 所得割額 | 資産割額 |
| 計 | 千円 8,698,390 | 千円 1,048,523 | 千円 39,265 | 千円 559,589 | 千円 7,048,711 | 千円 4,003,776 | 千円 155,758 |
| ～19歳 | - | - | - | - | - | - | - |
| 20歳～24 " | - | - | - | - | - | - | - |
| 25 " ～29 " | - | - | - | - | - | - | - |
| 30 " ～34 " | 1,158 | 72 | - | - | 1,087 | - | - |
| 35 " ～39 " | 2,860 | 863 | - | - | 1,992 | 378 | 10 |
| 40 " ～44 " | 8,815 | 55 | - | - | 8,760 | 7,178 | - |
| 45 " ～49 " | 860 | - | - | 210 | 651 | - | - |
| 50 " ～54 " | - | - | - | - | - | - | - |
| 55 " ～59 " | 28,181 | 8,568 | - | - | 19,612 | 6,201 | 42 |
| 60 " ～64 " | 7,285,478 | 884,929 | 35,574 | 518,409 | 5,844,632 | 3,667,523 | 142,684 |
| 65 " ～69 " | 1,178,573 | 132,694 | 3,633 | 12,885 | 1,029,052 | 246,772 | 12,796 |
| 70 " ～74 " | 192,465 | 21,343 | 58 | 28,086 | 142,927 | 75,724 | 227 |

算定状況・賦課状況 ―一般世帯― 〈擬制世帯を除く〉(続き)

| 介護納付金分 | | | | | | |
|--------------|-------------|---------------|---------------|-------------|----------------|---------------|
| 被保険者 均等割額 | 世帯別 平等割額 | 保険料(税) 算定額 | 保険料(税) 軽減額 | 減免等 による額 | 賦課限度額を 超える額 | 保険料(税) 調定額 |
| 千円 | 千円 | 千円 | 千円 | 千円 | 千円 | 千円 |
| 81,745,745 | 25,336,697 | 247,375,126 | 29,427,599 | 1,382,850 | 24,837,948 | 191,675,919 |
| - | - | - | - | - | - | - |
| 6,027 | 2,605 | 11,620 | 2,890 | - | - | 8,721 |
| 50,121 | 22,143 | 85,961 | 22,841 | 557 | - | 62,523 |
| 84,123 | 22,820 | 161,743 | 25,168 | 1,120 | - | 135,421 |
| 350,817 | 132,541 | 710,765 | 107,513 | 1,496 | 9,994 | 591,568 |
| 9,964,473 | 3,072,602 | 31,749,586 | 3,708,724 | 266,048 | 1,855,602 | 25,913,649 |
| 12,589,483 | 3,574,097 | 41,098,243 | 4,584,965 | 288,983 | 4,185,759 | 32,031,421 |
| 11,904,323 | 3,433,725 | 39,144,759 | 4,429,434 | 186,286 | 4,466,757 | 30,055,214 |
| 13,043,775 | 3,955,929 | 44,756,383 | 5,170,276 | 174,513 | 7,604,134 | 31,798,883 |
| 20,275,366 | 6,031,740 | 61,747,790 | 7,610,513 | 343,192 | 5,831,923 | 47,947,659 |
| 9,108,501 | 3,472,132 | 18,014,418 | 2,308,350 | 70,023 | 568,260 | 15,062,637 |
| 4,368,736 | 1,616,362 | 9,893,856 | 1,456,924 | 50,631 | 315,518 | 8,068,223 |

算定状況・賦課状況 ―退職世帯― 〈擬制世帯を除く〉(続き)

| 介護納付金分 | | | | | | |
|--------------|-------------|---------------|---------------|-------------|----------------|---------------|
| 被保険者 均等割額 | 世帯別 平等割額 | 保険料(税) 算定額 | 保険料(税) 軽減額 | 減免等 による額 | 賦課限度額を 超える額 | 保険料(税) 調定額 |
| 千円 | 千円 | 千円 | 千円 | 千円 | 千円 | 千円 |
| 3,156,971 | 997,830 | 8,314,335 | 1,154,984 | 35,350 | 472,294 | 6,649,119 |
| - | - | - | - | - | - | - |
| - | - | - | - | - | - | - |
| - | - | - | - | - | - | - |
| 1,321 | 687 | 2,008 | 142 | - | - | 1,867 |
| 2,862 | 1,380 | 4,629 | 1,541 | - | - | 3,078 |
| 1,780 | - | 8,958 | 116 | - | - | 8,838 |
| 1,040 | - | 1,040 | - | - | 355 | 685 |
| - | - | - | - | - | - | - |
| 20,440 | - | 26,683 | 7,331 | - | - | 19,350 |
| 2,481,140 | 727,743 | 7,019,090 | 947,984 | 32,251 | 453,534 | 5,583,327 |
| 533,569 | 224,555 | 1,017,693 | 161,977 | 2,934 | - | 852,321 |
| 114,818 | 43,464 | 234,233 | 35,893 | 165 | 18,406 | 179,654 |

第10表 世帯主の年齢階級別、職業別世帯数

| 世帯主の年齢階級 | 総数 | 農林水産業 | その他の自営業 | 被用者 | その他 | 無職 | 不詳 |
|------------|------------|---------|-----------|-----------|---------|-----------|-----------|
| 計 | 18,509,600 | 363,950 | 2,273,000 | 5,393,450 | 673,800 | 7,702,850 | 2,102,550 |
| ～19歳 | 49,550 | 50 | 250 | 11,800 | 700 | 25,650 | 11,100 |
| 20歳～24 " | 382,800 | 50 | 8,500 | 170,050 | 7,250 | 104,700 | 92,250 |
| 25 " ～29 " | 502,150 | 1,200 | 35,200 | 268,100 | 4,100 | 91,950 | 101,600 |
| 30 " ～34 " | 593,850 | 2,600 | 72,300 | 322,250 | 4,550 | 89,300 | 102,850 |
| 35 " ～39 " | 724,150 | 6,600 | 132,450 | 339,900 | 8,400 | 110,050 | 126,750 |
| 40 " ～44 " | 908,500 | 8,450 | 178,000 | 419,500 | 15,150 | 136,450 | 150,950 |
| 45 " ～49 " | 1,117,450 | 10,800 | 231,050 | 506,950 | 19,550 | 174,250 | 174,850 |
| 50 " ～54 " | 1,060,100 | 16,700 | 213,500 | 468,550 | 23,900 | 177,950 | 159,500 |
| 55 " ～59 " | 1,161,900 | 29,300 | 229,300 | 482,200 | 35,600 | 228,650 | 156,850 |
| 60 " ～64 " | 1,863,150 | 56,550 | 274,550 | 694,000 | 71,600 | 561,400 | 205,050 |
| 65 " ～69 " | 3,978,350 | 102,600 | 407,350 | 972,000 | 187,800 | 1,985,500 | 323,100 |
| 70 " ～74 " | 4,259,300 | 83,350 | 346,700 | 603,100 | 197,900 | 2,676,150 | 352,100 |
| 75 " ～ | 1,908,350 | 45,700 | 143,850 | 135,050 | 97,300 | 1,340,850 | 145,600 |

〈擬制世帯を除く〉

| 世帯主の年齢階級 | 総数 | 農林水産業 | その他の自営業 | 被用者 | その他 | 無職 | 不詳 |
|------------|------------|---------|-----------|-----------|---------|-----------|-----------|
| 計 | 14,961,500 | 303,600 | 2,050,850 | 4,292,050 | 544,350 | 5,947,600 | 1,823,050 |
| ～19歳 | 49,100 | 50 | 250 | 11,600 | 700 | 25,500 | 11,000 |
| 20歳～24 " | 374,700 | 50 | 8,500 | 163,800 | 7,250 | 103,900 | 91,200 |
| 25 " ～29 " | 473,100 | 1,200 | 34,550 | 243,600 | 4,000 | 91,550 | 98,200 |
| 30 " ～34 " | 543,550 | 2,600 | 71,750 | 278,450 | 4,350 | 88,550 | 97,850 |
| 35 " ～39 " | 653,150 | 6,600 | 130,550 | 280,150 | 8,350 | 108,500 | 119,000 |
| 40 " ～44 " | 803,100 | 8,200 | 174,400 | 328,250 | 14,400 | 134,750 | 143,100 |
| 45 " ～49 " | 975,250 | 10,750 | 227,550 | 379,900 | 19,000 | 172,550 | 165,500 |
| 50 " ～54 " | 915,200 | 16,650 | 210,400 | 341,350 | 23,600 | 176,200 | 147,000 |
| 55 " ～59 " | 989,300 | 29,050 | 224,200 | 330,750 | 34,400 | 225,550 | 145,350 |
| 60 " ～64 " | 1,676,300 | 55,800 | 268,900 | 539,750 | 70,400 | 552,450 | 189,000 |
| 65 " ～69 " | 3,800,250 | 100,650 | 398,000 | 880,000 | 181,250 | 1,931,850 | 308,500 |
| 70 " ～74 " | 3,708,500 | 72,000 | 301,800 | 514,450 | 176,650 | 2,336,250 | 307,350 |

第11表 世帯主の年齢階級別、

| 世帯主の年齢階級 | 世帯主数 | 世帯員の年齢階級 | | | | | | |
|------------|------------|----------|---------|---------|---------|---------|---------|---------|
| | | 0歳～4歳 | 5歳～9歳 | 10歳～14歳 | 15歳～19歳 | 20歳～24歳 | 25歳～29歳 | 30歳～34歳 |
| 計 | 18,509,600 | 584,300 | 674,350 | 736,750 | 837,700 | 662,800 | 518,000 | 592,350 |
| ～19歳 | 49,550 | 1,200 | 100 | - | 1,050 | 800 | 100 | - |
| 20歳～24 " | 382,800 | 38,050 | 4,400 | 50 | 2,500 | 19,500 | 4,700 | 400 |
| 25 " ～29 " | 502,150 | 79,550 | 40,950 | 5,250 | 900 | 13,050 | 42,450 | 11,800 |
| 30 " ～34 " | 593,850 | 120,200 | 104,550 | 50,550 | 6,850 | 7,000 | 33,750 | 72,700 |
| 35 " ～39 " | 724,150 | 146,450 | 163,300 | 126,850 | 59,050 | 6,300 | 14,600 | 56,800 |
| 40 " ～44 " | 908,500 | 90,350 | 153,200 | 194,000 | 158,100 | 37,000 | 8,600 | 23,350 |
| 45 " ～49 " | 1,117,450 | 35,300 | 89,050 | 162,200 | 238,100 | 127,150 | 19,300 | 9,000 |
| 50 " ～54 " | 1,060,100 | 15,200 | 35,800 | 82,850 | 164,150 | 160,100 | 67,900 | 14,600 |
| 55 " ～59 " | 1,161,900 | 8,450 | 10,050 | 27,600 | 80,050 | 127,050 | 113,350 | 56,950 |
| 60 " ～64 " | 1,863,150 | 13,450 | 15,600 | 16,650 | 35,500 | 75,700 | 107,100 | 136,450 |
| 65 " ～69 " | 3,978,350 | 19,650 | 24,500 | 25,500 | 25,800 | 36,550 | 63,250 | 138,950 |
| 70 " ～74 " | 4,259,300 | 8,850 | 16,400 | 21,750 | 23,200 | 16,850 | 15,800 | 46,600 |
| 75 " ～ | 1,908,350 | 7,600 | 16,450 | 23,500 | 42,450 | 35,750 | 27,100 | 24,750 |

| 世帯主の年齢階級 | 世帯主数 | 世帯員の年齢階級 | | | | | | |
|------------|------------|----------|---------|---------|---------|---------|---------|---------|
| | | 0歳～4歳 | 5歳～9歳 | 10歳～14歳 | 15歳～19歳 | 20歳～24歳 | 25歳～29歳 | 30歳～34歳 |
| 計 | 14,961,500 | 553,800 | 640,150 | 694,750 | 760,900 | 485,350 | 318,950 | 419,800 |
| ～19歳 | 49,100 | 1,100 | - | - | 750 | 750 | - | - |
| 20歳～24 " | 374,700 | 37,200 | 4,400 | 50 | 2,050 | 14,700 | 2,850 | 150 |
| 25 " ～29 " | 473,100 | 77,650 | 40,150 | 4,850 | 500 | 7,950 | 27,600 | 8,100 |
| 30 " ～34 " | 543,550 | 117,400 | 102,550 | 49,550 | 6,300 | 4,850 | 24,400 | 52,650 |
| 35 " ～39 " | 653,150 | 141,850 | 160,100 | 124,750 | 57,000 | 3,900 | 11,050 | 43,700 |
| 40 " ～44 " | 803,100 | 88,400 | 152,450 | 191,650 | 154,400 | 29,000 | 7,850 | 19,150 |
| 45 " ～49 " | 975,250 | 33,650 | 88,400 | 159,100 | 228,050 | 97,750 | 9,900 | 5,700 |
| 50 " ～54 " | 915,200 | 13,800 | 34,400 | 81,850 | 157,400 | 119,600 | 38,850 | 10,100 |
| 55 " ～59 " | 989,300 | 6,550 | 9,150 | 26,550 | 78,600 | 98,400 | 62,600 | 33,950 |
| 60 " ～64 " | 1,676,300 | 11,900 | 13,200 | 15,550 | 34,350 | 64,000 | 68,900 | 89,200 |
| 65 " ～69 " | 3,800,250 | 16,750 | 22,300 | 23,050 | 24,300 | 32,850 | 52,100 | 117,850 |
| 70 " ～74 " | 3,708,500 | 7,550 | 13,050 | 17,800 | 17,200 | 11,600 | 12,850 | 39,250 |

世帯員の年齢階級別世帯員数

| 世帯員の年齢階級 | | | | | | | |
|----------|---------|---------|---------|---------|-----------|-----------|-----------|
| 35歳～39歳 | 40歳～44歳 | 45歳～49歳 | 50歳～54歳 | 55歳～59歳 | 60歳～64歳 | 65歳～69歳 | 70歳～74歳 |
| 654,100 | 781,800 | 773,350 | 647,350 | 742,500 | 1,353,250 | 2,641,200 | 2,282,400 |
| - | - | - | - | - | - | - | - |
| - | 200 | 600 | 350 | 200 | 100 | - | - |
| 2,100 | 1,250 | 1,100 | 2,800 | 1,700 | 1,750 | 500 | 150 |
| 21,100 | 3,350 | 1,500 | 750 | 3,850 | 6,950 | 5,550 | 2,150 |
| 98,100 | 30,850 | 5,200 | 2,000 | 2,600 | 9,150 | 19,200 | 7,750 |
| 66,250 | 132,750 | 37,350 | 6,500 | 1,950 | 6,500 | 33,100 | 30,100 |
| 28,700 | 84,300 | 141,150 | 29,000 | 6,200 | 1,750 | 13,000 | 52,200 |
| 10,350 | 25,800 | 93,250 | 128,700 | 25,150 | 3,950 | 2,650 | 16,850 |
| 10,050 | 11,250 | 34,200 | 117,950 | 146,450 | 28,650 | 9,700 | 4,400 |
| 76,200 | 19,450 | 13,150 | 42,250 | 217,000 | 319,550 | 79,500 | 10,450 |
| 196,450 | 147,550 | 30,650 | 23,750 | 117,200 | 687,700 | 1,044,600 | 125,600 |
| 114,600 | 215,750 | 163,350 | 27,650 | 18,800 | 139,000 | 1,195,800 | 1,108,050 |
| 30,200 | 109,300 | 251,850 | 265,650 | 201,400 | 148,200 | 237,600 | 924,700 |

〈擬制世帯を除く〉

| 世帯員の年齢階級 | | | | | | | |
|----------|---------|---------|---------|---------|-----------|-----------|---------|
| 35歳～39歳 | 40歳～44歳 | 45歳～49歳 | 50歳～54歳 | 55歳～59歳 | 60歳～64歳 | 65歳～69歳 | 70歳～74歳 |
| 502,100 | 536,400 | 388,950 | 291,900 | 461,150 | 1,108,850 | 2,155,100 | 962,550 |
| - | - | - | - | - | - | - | - |
| - | 100 | 400 | 150 | 50 | - | - | - |
| 1,100 | 1,100 | 550 | 1,450 | 850 | 1,000 | 100 | - |
| 13,750 | 2,250 | 800 | 250 | 1,700 | 2,550 | 2,900 | 600 |
| 77,850 | 21,750 | 4,100 | 1,500 | 1,650 | 4,400 | 7,450 | 3,550 |
| 52,050 | 103,950 | 25,700 | 5,350 | 950 | 3,300 | 14,800 | 12,600 |
| 24,900 | 65,850 | 109,100 | 20,350 | 4,200 | 1,350 | 6,800 | 23,350 |
| 8,700 | 20,550 | 72,800 | 98,100 | 18,950 | 2,750 | 1,700 | 8,550 |
| 7,300 | 10,050 | 28,350 | 91,200 | 116,500 | 22,900 | 6,900 | 2,350 |
| 55,900 | 15,000 | 10,700 | 35,700 | 191,000 | 287,650 | 69,300 | 8,700 |
| 165,450 | 126,500 | 27,250 | 22,250 | 109,450 | 654,550 | 987,750 | 118,250 |
| 95,100 | 169,300 | 109,200 | 15,600 | 15,850 | 128,400 | 1,057,400 | 784,600 |

第12表－1 都道府県別、保険料(税)

| 都道府県別 | 世帯数 | (再掲) 所得不詳 世帯数 | 被保険 者 数 | (再掲) 所得不詳 被保険者数 | 特例対象被保険者 | | | | 所得総額 | 年金収入額 | 分離譲渡 所得金額 |
|-------|------------|---------------------|------------|-----------------------|------------------------|-----------------------------|-------------------|-----------------------|----------------|----------------|---------------|
| | | | | | 特例対象 被保険者の いる世帯数 | 特例対象被保険 者のいる世帯の 被保険者数 | 特例対象 被保険 者数 | 特例対象 被保険者の 所得総額 | | | |
| | | | | | | | | | 千円 | 千円 | 千円 |
| 全 国 | 18,509,600 | 1,023,800 | 29,443,700 | 1,709,600 | 126,250 | 198,700 | 127,050 | 76,102,695 | 23,795,996,471 | 16,476,317,813 | 1,438,841,894 |
| 北海道 | 777,200 | 44,800 | 1,196,950 | 96,450 | 6,400 | 8,900 | 6,550 | 3,081,830 | 926,891,711 | 652,894,486 | 17,145,760 |
| 青 森 | 206,000 | 8,350 | 340,300 | 14,600 | 950 | 1,400 | 1,050 | 421,411 | 238,089,108 | 162,500,448 | 1,452,838 |
| 岩 手 | 178,200 | 5,650 | 281,950 | 7,850 | 1,500 | 2,400 | 1,500 | 827,269 | 184,401,274 | 169,887,994 | 3,531,813 |
| 宮 城 | 309,850 | 9,200 | 495,400 | 13,300 | 2,300 | 2,850 | 2,300 | 1,420,745 | 387,335,874 | 295,113,332 | 18,873,822 |
| 秋 田 | 143,900 | 2,700 | 231,850 | 3,450 | 550 | 750 | 550 | 110,512 | 148,929,060 | 135,416,556 | 1,953,041 |
| 山 形 | 144,200 | 4,250 | 240,250 | 7,400 | 600 | 900 | 600 | 226,871 | 178,740,617 | 156,808,913 | 7,997,131 |
| 福 島 | 272,300 | 11,400 | 452,150 | 19,900 | 1,750 | 3,250 | 1,750 | 757,706 | 339,601,841 | 245,224,862 | 16,050,382 |
| 茨 城 | 448,800 | 21,550 | 756,850 | 35,100 | 1,950 | 4,050 | 1,950 | 1,090,577 | 606,695,620 | 427,606,026 | 8,876,242 |
| 栃 木 | 295,300 | 13,000 | 500,900 | 25,150 | 1,950 | 4,150 | 1,950 | 1,919,599 | 411,569,146 | 277,824,909 | 22,216,044 |
| 群 馬 | 297,200 | 10,200 | 497,850 | 15,250 | 1,900 | 3,900 | 1,900 | 775,379 | 381,859,244 | 283,219,041 | 11,131,509 |
| 埼 玉 | 1,089,600 | 85,300 | 1,755,000 | 154,400 | 6,150 | 9,150 | 6,150 | 3,415,468 | 1,471,911,904 | 995,792,834 | 79,808,293 |
| 千 葉 | 945,100 | 64,400 | 1,503,650 | 108,700 | 7,350 | 12,050 | 7,350 | 5,688,857 | 1,274,074,356 | 877,822,850 | 68,075,765 |
| 東 京 | 2,185,300 | 200,500 | 3,197,350 | 256,200 | 23,700 | 33,800 | 23,700 | 17,177,279 | 3,625,209,682 | 1,392,034,737 | 396,902,169 |
| 神奈川 | 1,282,100 | 74,400 | 1,984,600 | 111,100 | 9,700 | 14,800 | 9,700 | 6,973,473 | 1,931,123,647 | 1,206,306,153 | 226,300,578 |
| 新 潟 | 303,400 | 10,450 | 493,850 | 23,300 | 600 | 950 | 600 | 207,488 | 347,359,416 | 343,917,661 | 7,783,596 |
| 富 山 | 134,500 | 4,550 | 212,750 | 8,700 | 550 | 800 | 550 | 239,440 | 160,493,923 | 166,720,309 | 3,399,286 |
| 石 川 | 152,100 | 3,600 | 239,800 | 5,050 | 750 | 1,200 | 750 | 276,484 | 174,756,046 | 168,186,469 | 2,969,472 |
| 福 井 | 97,100 | 2,800 | 155,150 | 4,750 | - | - | - | - | 120,522,205 | 98,342,133 | 3,436,452 |
| 山 梨 | 127,050 | 4,000 | 215,550 | 6,500 | 600 | 1,300 | 600 | 301,508 | 165,577,291 | 111,104,561 | 3,591,519 |
| 長 野 | 297,050 | 11,650 | 486,050 | 18,250 | 1,850 | 3,400 | 1,900 | 1,107,032 | 373,221,369 | 291,280,808 | 8,772,388 |
| 岐 阜 | 284,200 | 8,600 | 472,600 | 16,050 | 1,800 | 3,150 | 1,800 | 1,130,394 | 382,337,520 | 300,228,429 | 14,783,070 |
| 静 岡 | 541,750 | 17,600 | 870,850 | 31,900 | 4,100 | 7,800 | 4,100 | 2,356,609 | 809,563,390 | 563,376,296 | 26,109,890 |
| 愛 知 | 1,000,350 | 54,400 | 1,621,500 | 93,100 | 5,300 | 10,100 | 5,300 | 3,044,814 | 1,560,278,109 | 971,682,675 | 111,539,778 |
| 三 重 | 249,350 | 16,100 | 395,500 | 32,700 | 1,950 | 3,500 | 1,950 | 1,223,710 | 302,503,876 | 265,858,230 | 7,450,247 |
| 滋 賀 | 178,200 | 6,900 | 296,950 | 10,200 | 900 | 1,500 | 900 | 476,954 | 213,967,571 | 207,320,559 | 6,193,085 |
| 京 都 | 373,600 | 14,150 | 590,950 | 23,050 | 1,900 | 3,650 | 1,900 | 793,408 | 432,230,317 | 328,533,221 | 22,349,347 |
| 大 阪 | 1,334,350 | 114,450 | 2,110,350 | 220,950 | 11,000 | 16,450 | 11,400 | 5,452,060 | 1,395,627,898 | 937,760,859 | 74,715,929 |
| 兵 庫 | 778,300 | 44,100 | 1,248,650 | 88,950 | 6,150 | 8,900 | 6,150 | 4,423,995 | 935,165,432 | 773,968,212 | 65,411,944 |
| 奈 良 | 197,350 | 9,600 | 335,350 | 18,700 | 1,500 | 2,050 | 1,500 | 617,489 | 245,527,365 | 216,943,901 | 19,992,916 |
| 和歌山 | 158,750 | 4,800 | 266,700 | 7,800 | 1,150 | 2,100 | 1,150 | 641,632 | 164,555,197 | 140,713,033 | 5,682,914 |
| 鳥 取 | 78,250 | 2,400 | 125,600 | 3,850 | 250 | 300 | 250 | 84,247 | 80,037,339 | 82,086,168 | 1,804,207 |
| 島 根 | 89,250 | 1,900 | 136,250 | 3,750 | 600 | 900 | 600 | 243,185 | 92,848,202 | 96,891,164 | 1,206,633 |
| 岡 山 | 261,200 | 9,100 | 415,950 | 14,050 | 950 | 2,000 | 950 | 392,990 | 289,547,049 | 269,312,716 | 11,700,030 |
| 広 島 | 379,100 | 28,700 | 590,250 | 57,400 | 3,100 | 3,800 | 3,100 | 1,509,930 | 397,887,349 | 386,132,024 | 8,161,700 |
| 山 口 | 202,400 | 5,500 | 310,600 | 7,300 | 1,400 | 1,700 | 1,400 | 814,230 | 202,986,229 | 217,252,257 | 5,479,465 |
| 徳 島 | 103,450 | 4,950 | 163,750 | 7,800 | 350 | 550 | 350 | 253,824 | 89,489,384 | 98,759,699 | 6,855,337 |
| 香 川 | 135,050 | 4,000 | 214,500 | 6,450 | 250 | 300 | 250 | 106,083 | 150,245,045 | 140,408,275 | 6,375,205 |
| 愛 媛 | 208,850 | 8,050 | 331,200 | 15,700 | 1,150 | 1,750 | 1,250 | 603,556 | 192,947,887 | 192,481,414 | 9,541,680 |
| 高 知 | 115,750 | 2,700 | 181,850 | 3,650 | 700 | 850 | 700 | 441,939 | 114,048,680 | 100,805,437 | 300,711 |
| 福 岡 | 726,450 | 21,650 | 1,164,950 | 33,450 | 2,550 | 3,950 | 2,550 | 1,451,876 | 811,661,060 | 589,249,717 | 40,419,606 |
| 佐 賀 | 109,650 | 1,850 | 186,600 | 2,900 | 550 | 1,150 | 550 | 242,541 | 149,992,263 | 104,036,377 | 9,166,743 |
| 長 崎 | 212,700 | 6,050 | 340,600 | 9,650 | 350 | 650 | 350 | 118,555 | 209,512,515 | 177,407,892 | 6,278,564 |
| 熊 本 | 267,300 | 9,150 | 455,300 | 14,100 | 1,800 | 2,950 | 1,800 | 841,311 | 311,415,887 | 226,689,276 | 12,474,278 |
| 大 分 | 167,500 | 4,600 | 264,250 | 6,600 | 1,800 | 2,450 | 1,800 | 610,527 | 154,338,307 | 159,520,165 | 4,739,414 |
| 宮 崎 | 174,650 | 5,700 | 283,750 | 8,350 | 1,350 | 2,050 | 1,350 | 675,857 | 176,535,693 | 138,783,467 | 5,197,812 |
| 鹿 児 島 | 254,000 | 7,500 | 408,350 | 9,800 | 800 | 1,150 | 800 | 507,462 | 263,680,140 | 215,444,251 | 25,325,228 |
| 沖 縄 | 241,600 | 16,550 | 422,350 | 26,000 | 1,450 | 3,000 | 1,450 | 1,024,592 | 218,703,433 | 116,667,014 | 19,318,062 |

注) 1. 特例対象被保険者の所得は30/100軽減後の額を集計している。
 2. 「特例対象被保険者」のうち、「特例対象被保険者のいる世帯数」及び「特例対象被保険者のいる世帯の被保険者数」は特例対象の国保

賦課状況（市町村） ー 全世界帯 ー

| 分離譲渡所得のある世帯数 | 旧ただし書方式による課税標準額 | 固定資産税額 | 固定資産税のある世帯数 | 短期被保険者証等交付世帯数 | | 保険料（税）賦課経過措置適用世帯数 | | | | | | その他 |
|--------------|-----------------|-------------|-------------|---------------|---------|-------------------|---------|------------|--------------------|-----------------------|-------------------|-----|
| | | | | 短期被保険者証 | 資格証明書 | 旧国保被保険者合算軽減のみ | 平等割半額のみ | 平等割1/4軽減のみ | 旧国保被保険者合算軽減かつ平等割半額 | 旧国保被保険者合算軽減かつ平等割1/4軽減 | 被扶養者であった者に対する緩和措置 | |
| 191,450 | 19,135,555,290 | 239,198,060 | 2,627,250 | 859,950 | 163,700 | 525,200 | 503,100 | 76,550 | 695,150 | 113,900 | 79,400 | - |
| 3,750 | 747,722,050 | 6,086,066 | 83,600 | 24,250 | 10,650 | 12,200 | 20,650 | 4,000 | 40,050 | 6,000 | 1,550 | - |
| 1,000 | 185,527,786 | 3,202,911 | 48,100 | 12,200 | 1,800 | 7,800 | 7,300 | 700 | 11,350 | 1,700 | 50 | - |
| 1,300 | 140,217,274 | 4,025,383 | 54,150 | 4,950 | 300 | 7,750 | 4,600 | 1,650 | 11,050 | 1,650 | 250 | - |
| 3,450 | 307,439,965 | 6,529,176 | 81,200 | 7,700 | 450 | 8,200 | 8,850 | 1,700 | 13,700 | 2,950 | 1,200 | - |
| 700 | 111,732,824 | 696,654 | 8,800 | 7,150 | 2,250 | 5,400 | 3,200 | 400 | 7,950 | 1,600 | 250 | - |
| 1,250 | 136,483,735 | 5,426,663 | 74,250 | 7,000 | 300 | 6,750 | 4,700 | 200 | 9,900 | 650 | 200 | - |
| 2,600 | 268,406,618 | 2,279,202 | 32,000 | 9,150 | 3,250 | 9,000 | 6,400 | 1,550 | 13,100 | 2,950 | 250 | - |
| 2,100 | 484,277,570 | 8,696,560 | 108,300 | 28,200 | 3,350 | 13,400 | 13,500 | 2,750 | 19,200 | 3,650 | 3,750 | - |
| 2,550 | 328,522,954 | 10,278,753 | 112,450 | 9,950 | 4,300 | 11,500 | 6,750 | 950 | 15,850 | 1,800 | 1,400 | - |
| 3,200 | 300,153,670 | 10,181,207 | 101,850 | 14,450 | 3,950 | 8,250 | 8,050 | 1,400 | 17,400 | 2,000 | 1,000 | - |
| 12,950 | 1,195,380,706 | 30,291,834 | 270,550 | 28,700 | 2,000 | 43,950 | 19,950 | 2,050 | 20,150 | 2,750 | 5,600 | - |
| 10,000 | 1,033,164,225 | 5,862,731 | 61,150 | 66,800 | 12,300 | 20,950 | 33,300 | 4,650 | 39,700 | 4,150 | 6,800 | - |
| 30,800 | 3,101,678,992 | 3,625,345 | 29,450 | 110,050 | 21,550 | 82,700 | 10,000 | 1,400 | 7,450 | 1,250 | 10,700 | - |
| 19,000 | 1,609,221,174 | 3,681,716 | 28,800 | 73,050 | 8,550 | 40,250 | 27,950 | 3,600 | 23,150 | 4,700 | 9,600 | - |
| 1,250 | 264,890,793 | 1,084,096 | 13,800 | 8,000 | 1,700 | 7,600 | 12,000 | 3,100 | 14,200 | 3,200 | 450 | - |
| 900 | 122,383,812 | 96,334 | 1,750 | 4,200 | 1,800 | 3,400 | 6,700 | 1,000 | 8,350 | 700 | 850 | - |
| 800 | 133,132,481 | 3,351,962 | 45,650 | 4,800 | 850 | 4,250 | 6,700 | 1,550 | 7,700 | 800 | 1,100 | - |
| 1,550 | 92,225,825 | 5,106,070 | 57,150 | 4,950 | 1,100 | 3,200 | 3,050 | 750 | 5,850 | 700 | 700 | - |
| 1,700 | 129,727,919 | 3,022,701 | 36,350 | 3,650 | 600 | 3,000 | 4,200 | 900 | 5,150 | 500 | 800 | - |
| 3,200 | 290,978,918 | 10,432,555 | 121,350 | 11,300 | 300 | 8,100 | 8,850 | 1,350 | 13,100 | 2,950 | 2,000 | - |
| 3,050 | 301,041,983 | 10,372,488 | 109,650 | 10,450 | 1,150 | 7,600 | 10,800 | 1,050 | 14,900 | 2,350 | 1,150 | - |
| 6,000 | 656,741,114 | 18,881,851 | 164,900 | 24,300 | 4,150 | 12,650 | 17,600 | 2,900 | 25,150 | 6,050 | 1,800 | - |
| 12,950 | 1,286,851,867 | 21,972,288 | 164,500 | 33,650 | 4,200 | 26,100 | 29,750 | 4,300 | 34,500 | 4,700 | 3,000 | - |
| 1,250 | 238,795,141 | 4,131,237 | 53,750 | 7,950 | 5,400 | 7,450 | 8,350 | 1,200 | 13,450 | 2,050 | 2,050 | - |
| 1,450 | 164,617,692 | 420,048 | 4,300 | 9,000 | 1,150 | 7,150 | 6,950 | 750 | 8,550 | 800 | 400 | - |
| 1,000 | 342,916,063 | 1,341,784 | 20,400 | 12,300 | 700 | 2,700 | 21,700 | 3,500 | 5,700 | 900 | 1,000 | - |
| 13,550 | 1,101,987,389 | 2,636 | 100 | 64,950 | 14,900 | 21,600 | 38,400 | 4,400 | 58,150 | 8,200 | 6,200 | - |
| 9,500 | 745,179,083 | 7,582,484 | 75,500 | 34,750 | 7,200 | 11,450 | 29,700 | 4,200 | 38,300 | 5,250 | 2,600 | - |
| 3,000 | 196,825,255 | 1,791,511 | 18,900 | 7,850 | 200 | 5,700 | 8,750 | 950 | 9,200 | 1,650 | 1,500 | - |
| 900 | 124,767,116 | 4,436,831 | 56,750 | 7,450 | 1,300 | 4,550 | 3,950 | 350 | 9,500 | 1,700 | 150 | - |
| 750 | 59,609,232 | 3,339,007 | 40,900 | 3,300 | 600 | 2,450 | 1,850 | 300 | 4,300 | 550 | 200 | - |
| 350 | 69,628,133 | 38,653 | 650 | 2,000 | 750 | 1,950 | 3,150 | 550 | 5,450 | 950 | 250 | - |
| 2,650 | 222,860,489 | 633,715 | 8,650 | 8,300 | 3,500 | 10,950 | 8,000 | 1,700 | 12,100 | 1,850 | 1,050 | - |
| 4,100 | 305,974,618 | 4,421,638 | 55,300 | 29,600 | 2,550 | 7,300 | 13,800 | 2,200 | 20,450 | 4,350 | 1,500 | - |
| 2,450 | 153,343,950 | 699,588 | 10,350 | 9,450 | 4,050 | 4,500 | 7,400 | 1,000 | 11,950 | 1,600 | 1,200 | - |
| 800 | 66,902,675 | 4,301,354 | 56,350 | 5,600 | 1,650 | 3,650 | 3,050 | 450 | 5,500 | 900 | 300 | - |
| 1,950 | 115,377,367 | 6,277,076 | 73,050 | 8,300 | 900 | 3,450 | 4,700 | 700 | 6,850 | 1,250 | 400 | - |
| 1,800 | 144,567,599 | 4,036,571 | 53,000 | 8,750 | 3,450 | 5,000 | 7,100 | 1,400 | 10,050 | 2,000 | 750 | - |
| 150 | 85,686,769 | 2,376,383 | 35,700 | 5,400 | 1,700 | 3,650 | 2,850 | 400 | 4,900 | 1,650 | 350 | - |
| 7,750 | 635,888,926 | 3,701,124 | 52,700 | 48,750 | 12,750 | 16,300 | 20,350 | 2,750 | 28,650 | 6,750 | 2,100 | - |
| 1,000 | 119,444,247 | 68,990 | 1,300 | 4,000 | 650 | 4,900 | 4,150 | 450 | 4,950 | 800 | 350 | - |
| 1,650 | 157,155,418 | 1,820,469 | 25,550 | 13,600 | 1,550 | 8,550 | 5,150 | 450 | 9,900 | 2,200 | 300 | - |
| 2,100 | 240,897,937 | 1,235,410 | 19,450 | 16,400 | 1,000 | 11,450 | 8,600 | 700 | 13,850 | 1,500 | 700 | - |
| 950 | 114,389,709 | 221,683 | 3,750 | 6,750 | 2,200 | 6,050 | 4,900 | 900 | 8,700 | 2,000 | 350 | - |
| 1,400 | 133,841,502 | 3,523,693 | 51,750 | 9,850 | 1,400 | 4,350 | 4,200 | 850 | 8,550 | 1,700 | 550 | - |
| 2,550 | 202,797,552 | 4,401,832 | 68,650 | 15,500 | 2,800 | 9,500 | 6,600 | 900 | 10,850 | 2,150 | 600 | - |
| 2,350 | 164,197,172 | 3,209,799 | 30,700 | 11,250 | 500 | 6,600 | 4,600 | 1,600 | 6,400 | 1,400 | 100 | - |

被保険者がいる世帯について、「特例対象被保険者数」及び「特例対象被保険者の所得総額」は特例対象の国保被保険者について集計している。

第12表－1 都道府県別、保険料(税)

| 都道府県別 | 医療給付費分 | | | | | | | | 後期高齢者支援金分 | |
|-------|---------------|---------------------------|---------------|------------|----------------|------------------|------------|-----------|---------------|---------------------------|
| | 保険料(税)調定額 | (再掲)所得不詳 保険料(税) 調定額 | 保険料(税) 軽減額 | 軽減 世帯数 | 賦課限度額 を超える額 | 賦課限度額を 越える世帯数 | 減免等による額 | 減免 世帯数 | 保険料(税) 調定額 | (再掲)所得不詳 保険料(税) 調定額 |
| | 千円 | 千円 | 千円 | | 千円 | | 千円 | | 千円 | 千円 |
| 全 国 | 1,978,969,940 | 84,041,973 | 302,172,509 | 10,010,850 | 239,471,766 | 434,150 | 14,939,287 | 636,250 | 619,576,098 | 26,507,125 |
| 北海道 | 80,586,078 | 4,975,861 | 15,909,589 | 508,500 | 14,488,276 | 27,950 | 119,182 | 5,700 | 25,436,497 | 1,633,816 |
| 青 森 | 22,917,087 | 726,999 | 4,159,826 | 125,400 | 3,488,514 | 6,750 | 9,005 | 350 | 7,062,049 | 227,570 |
| 岩 手 | 16,122,745 | 423,162 | 3,014,047 | 110,350 | 642,069 | 2,200 | 5,395 | 350 | 5,187,452 | 131,620 |
| 宮 城 | 33,425,234 | 677,646 | 5,598,651 | 175,100 | 3,936,245 | 6,550 | 348,147 | 25,300 | 10,449,863 | 214,461 |
| 秋 田 | 14,384,494 | 172,908 | 2,862,878 | 91,250 | 1,079,986 | 3,100 | 51,126 | 1,500 | 4,491,000 | 54,145 |
| 山 形 | 18,170,620 | 406,780 | 2,699,393 | 81,000 | 1,520,249 | 4,450 | 5,775 | 300 | 5,640,992 | 126,864 |
| 福 島 | 26,001,771 | 769,780 | 4,501,617 | 153,500 | 2,471,216 | 5,200 | 2,163,099 | 22,200 | 9,164,332 | 270,576 |
| 茨 城 | 50,196,146 | 1,643,713 | 6,438,019 | 226,950 | 3,751,858 | 11,200 | 82,151 | 3,750 | 15,165,219 | 488,715 |
| 栃 木 | 35,537,336 | 1,385,344 | 4,948,699 | 156,550 | 3,974,441 | 7,650 | 39,468 | 1,550 | 11,392,870 | 425,113 |
| 群 馬 | 34,378,228 | 760,952 | 5,091,216 | 158,150 | 2,431,337 | 7,000 | 31,211 | 1,200 | 9,505,520 | 213,556 |
| 埼 玉 | 116,407,560 | 7,662,906 | 9,682,795 | 501,400 | 12,964,382 | 24,450 | 108,792 | 5,700 | 34,135,491 | 2,417,405 |
| 千 葉 | 102,629,998 | 5,683,289 | 11,886,895 | 448,000 | 9,283,875 | 17,150 | 359,373 | 36,800 | 30,818,817 | 1,666,996 |
| 東 京 | 247,057,632 | 10,667,491 | 25,372,209 | 950,450 | 49,426,868 | 69,300 | 429,994 | 12,450 | 73,165,924 | 3,183,257 |
| 神奈川 | 135,648,827 | 4,711,352 | 15,420,224 | 588,150 | 16,953,502 | 28,750 | 1,427,115 | 52,350 | 45,292,214 | 1,575,226 |
| 新 潟 | 30,756,310 | 1,218,173 | 5,189,101 | 174,250 | 2,632,105 | 5,750 | 92,795 | 5,950 | 10,405,466 | 413,430 |
| 富 山 | 14,091,190 | 450,862 | 2,095,841 | 71,400 | 759,442 | 2,400 | 19,207 | 850 | 4,145,167 | 132,535 |
| 石 川 | 17,620,902 | 300,065 | 2,875,341 | 84,600 | 757,503 | 2,450 | 32,684 | 1,200 | 4,938,294 | 90,167 |
| 福 井 | 10,977,234 | 256,022 | 1,585,491 | 49,300 | 379,760 | 1,650 | 16,984 | 750 | 3,379,720 | 72,049 |
| 山 梨 | 15,496,532 | 394,346 | 2,326,066 | 68,650 | 1,067,046 | 3,450 | 19,929 | 950 | 4,604,261 | 115,761 |
| 長 野 | 30,808,016 | 785,656 | 4,274,988 | 161,650 | 2,635,194 | 5,800 | 92,580 | 5,950 | 10,860,750 | 266,977 |
| 岐 阜 | 35,273,116 | 964,883 | 4,762,636 | 144,750 | 2,100,105 | 5,850 | 35,137 | 1,400 | 10,722,776 | 303,651 |
| 静 岡 | 61,565,179 | 1,568,939 | 7,903,668 | 271,850 | 6,561,755 | 11,400 | 70,348 | 7,150 | 20,641,445 | 506,237 |
| 愛 知 | 112,478,826 | 4,836,274 | 14,305,826 | 473,550 | 12,945,552 | 23,000 | 1,511,423 | 161,000 | 36,325,539 | 1,556,251 |
| 三 重 | 26,106,416 | 1,889,028 | 4,263,188 | 135,850 | 1,915,225 | 4,100 | 176,651 | 19,450 | 9,434,754 | 680,390 |
| 滋 賀 | 19,587,229 | 436,586 | 2,992,124 | 93,600 | 602,658 | 2,450 | 56,486 | 750 | 6,376,602 | 138,670 |
| 京 都 | 36,435,152 | 1,232,487 | 7,352,608 | 233,500 | 6,688,840 | 6,400 | 537,579 | 10,000 | 11,618,941 | 364,347 |
| 大 阪 | 134,468,323 | 11,278,403 | 27,879,538 | 793,850 | 18,647,400 | 28,750 | 4,107,664 | 90,150 | 46,283,253 | 3,891,633 |
| 兵 庫 | 88,395,870 | 4,790,656 | 14,583,360 | 437,450 | 13,313,596 | 22,750 | 1,301,793 | 54,400 | 26,208,203 | 1,407,977 |
| 奈 良 | 22,764,767 | 961,916 | 3,768,954 | 113,750 | 2,654,902 | 5,250 | 40,788 | 1,600 | 6,352,212 | 284,522 |
| 和歌山 | 16,970,293 | 454,557 | 3,365,096 | 100,900 | 1,141,757 | 3,700 | 3,735 | 150 | 5,172,076 | 136,693 |
| 鳥 取 | 7,738,247 | 163,695 | 1,431,091 | 47,700 | 343,009 | 850 | 8,164 | 300 | 2,615,140 | 53,767 |
| 島 根 | 9,682,149 | 248,724 | 1,829,281 | 53,550 | 445,664 | 1,700 | 22,843 | 650 | 2,667,390 | 68,579 |
| 岡 山 | 25,871,264 | 648,434 | 4,930,609 | 156,100 | 1,776,926 | 4,750 | 69,492 | 1,800 | 8,797,729 | 218,739 |
| 広 島 | 39,569,150 | 3,299,855 | 6,803,594 | 214,650 | 2,270,006 | 8,150 | 89,901 | 22,100 | 12,049,412 | 1,011,376 |
| 山 口 | 21,579,021 | 368,684 | 4,038,794 | 122,750 | 1,364,437 | 4,000 | 35,144 | 1,300 | 6,415,372 | 106,742 |
| 徳 島 | 10,358,541 | 427,665 | 2,445,108 | 69,050 | 756,125 | 1,850 | 6,143 | 300 | 2,906,154 | 117,779 |
| 香 川 | 14,741,503 | 358,676 | 2,801,573 | 81,800 | 990,357 | 2,650 | 13,424 | 600 | 3,750,894 | 91,503 |
| 愛 媛 | 19,644,358 | 760,178 | 4,460,430 | 139,950 | 1,692,146 | 4,150 | 248,551 | 41,050 | 6,246,597 | 216,986 |
| 高 知 | 11,082,588 | 151,756 | 2,417,927 | 77,650 | 798,161 | 2,450 | 11,408 | 500 | 3,605,709 | 48,769 |
| 福 岡 | 69,895,426 | 1,609,763 | 14,467,308 | 454,850 | 10,028,842 | 14,500 | 224,492 | 7,950 | 23,392,699 | 505,857 |
| 佐 賀 | 14,024,459 | 234,792 | 2,510,051 | 65,350 | 3,770,084 | 5,000 | 10,160 | 350 | 3,746,479 | 63,755 |
| 長 崎 | 21,115,148 | 414,772 | 4,417,220 | 134,300 | 1,780,794 | 3,600 | 8,480 | 400 | 6,821,192 | 140,624 |
| 熊 本 | 29,512,696 | 742,636 | 5,669,344 | 163,700 | 3,894,289 | 8,700 | 802,091 | 25,550 | 9,028,874 | 222,641 |
| 大 分 | 16,886,447 | 292,005 | 3,654,985 | 108,200 | 853,686 | 2,200 | 35,040 | 450 | 4,696,237 | 78,391 |
| 宮 崎 | 17,569,650 | 384,419 | 3,987,766 | 116,400 | 2,378,550 | 4,200 | 27,958 | 600 | 5,264,371 | 104,848 |
| 鹿児島 | 23,035,488 | 449,208 | 4,786,325 | 164,750 | 3,099,327 | 5,100 | 27,518 | 1,000 | 7,573,956 | 149,092 |
| 沖 縄 | 19,404,696 | 999,677 | 4,411,220 | 156,450 | 2,013,710 | 3,450 | 2,860 | 150 | 5,620,196 | 317,066 |

賦課状況（市町村） — 全世界帯 — （続き）

| 後期高齢者支援金分 | | | | | 介護納付金分 | | | | | | |
|---------------|----------------|----------------------|-------------|-----------|---------------|---------------------------|---------------|----------------|----------------------|-------------|-----------|
| 保険料(税) 軽減額 | 賦課限度額を 超える額 | 賦課限度額 を越える 世帯数 | 減免等による 額 | 減免 世帯数 | 保険料(税) 調定額 | (再掲)所得不詳 保険料(税) 調定額 | 保険料(税) 軽減額 | 賦課限度額を 超える額 | 賦課限度額 を越える 世帯数 | 減免等による 額 | 減免 世帯数 |
| 千円 | 千円 | | 千円 | | 千円 | 千円 | 千円 | 千円 | | 千円 | |
| 94,589,041 | 65,346,349 | 350,250 | 4,793,775 | 570,950 | 232,507,370 | 13,992,586 | 35,151,723 | 27,736,665 | 177,150 | 1,627,420 | 202,900 |
| 4,960,184 | 3,843,040 | 24,150 | 36,020 | 4,250 | 9,761,117 | 860,940 | 1,785,060 | 1,132,538 | 11,950 | 6,137 | 950 |
| 1,283,723 | 921,452 | 4,450 | 2,494 | 350 | 3,111,136 | 142,108 | 515,344 | 678,809 | 2,600 | 791 | 150 |
| 963,851 | 205,352 | 1,900 | 1,120 | 250 | 2,103,762 | 76,995 | 384,599 | 66,151 | 1,100 | - | - |
| 1,731,665 | 1,114,231 | 5,050 | 122,236 | 25,300 | 4,041,800 | 132,903 | 679,033 | 511,853 | 2,550 | 33,507 | 8,850 |
| 869,268 | 265,988 | 2,200 | 16,117 | 1,500 | 1,886,179 | 23,222 | 330,884 | 197,884 | 1,450 | 7,093 | 1,050 |
| 814,415 | 355,368 | 2,950 | 1,660 | 200 | 2,165,596 | 55,342 | 313,261 | 110,408 | 1,350 | - | - |
| 1,522,135 | 855,482 | 5,350 | 755,423 | 22,200 | 3,529,653 | 148,301 | 557,212 | 397,200 | 2,150 | 359,475 | 11,850 |
| 1,945,014 | 855,458 | 7,700 | 24,358 | 3,750 | 5,841,072 | 253,962 | 743,935 | 371,459 | 3,350 | - | - |
| 1,561,074 | 1,421,339 | 8,150 | 12,814 | 1,550 | 4,426,083 | 214,737 | 568,892 | 441,295 | 3,900 | - | - |
| 1,396,905 | 410,088 | 4,000 | 7,342 | 1,200 | 3,640,889 | 111,651 | 519,730 | 125,514 | 1,450 | 645 | 150 |
| 3,343,345 | 2,586,907 | 19,100 | 32,387 | 5,700 | 11,341,708 | 1,180,235 | 1,141,613 | 590,682 | 8,050 | 110 | 100 |
| 3,258,568 | 2,521,518 | 13,850 | 109,048 | 36,800 | 11,480,568 | 941,520 | 1,376,639 | 512,206 | 5,300 | 29,848 | 12,400 |
| 7,763,373 | 12,010,094 | 44,900 | 105,148 | 12,450 | 29,720,999 | 1,827,582 | 3,409,945 | 4,498,975 | 19,600 | 820 | 100 |
| 5,106,013 | 5,159,450 | 27,500 | 472,650 | 52,300 | 17,018,698 | 718,770 | 1,980,539 | 2,634,714 | 14,250 | 199,992 | 26,950 |
| 1,705,156 | 862,968 | 5,550 | 31,646 | 5,950 | 3,661,014 | 210,304 | 538,934 | 343,439 | 2,550 | 13,537 | 2,350 |
| 624,184 | 151,625 | 1,800 | 5,429 | 850 | 1,418,796 | 78,315 | 183,321 | 67,895 | 1,100 | - | - |
| 885,648 | 155,062 | 1,600 | 10,169 | 1,200 | 1,835,898 | 37,344 | 267,406 | 107,626 | 1,150 | - | - |
| 402,060 | 147,412 | 1,500 | 4,133 | 750 | 1,251,922 | 47,278 | 153,698 | 30,577 | 400 | 198 | 50 |
| 703,449 | 242,273 | 2,100 | 6,160 | 950 | 1,888,996 | 68,075 | 236,396 | 132,895 | 1,050 | - | - |
| 1,499,918 | 940,777 | 5,450 | 33,775 | 5,950 | 4,130,541 | 158,624 | 548,784 | 393,079 | 2,900 | 4,010 | 1,200 |
| 1,420,296 | 626,500 | 4,600 | 9,838 | 1,400 | 3,727,897 | 174,556 | 438,421 | 245,592 | 1,950 | - | - |
| 2,914,885 | 2,105,393 | 10,250 | 25,242 | 7,150 | 7,035,708 | 288,498 | 922,946 | 363,911 | 3,400 | 5,412 | 2,350 |
| 4,434,956 | 4,099,576 | 21,450 | 452,882 | 119,650 | 13,781,145 | 835,800 | 1,594,002 | 1,976,672 | 10,750 | 126,678 | 41,650 |
| 1,496,302 | 822,309 | 4,250 | 17,853 | 2,250 | 3,365,054 | 323,822 | 531,139 | 354,191 | 3,300 | - | - |
| 951,379 | 166,371 | 1,850 | 16,086 | 750 | 2,088,672 | 57,102 | 356,514 | 46,891 | 850 | 2,234 | 150 |
| 2,331,273 | 1,969,348 | 5,400 | 166,799 | 10,000 | 4,322,557 | 173,288 | 770,419 | 834,045 | 3,900 | 71,050 | 4,200 |
| 9,503,754 | 6,456,547 | 28,100 | 1,418,287 | 85,200 | 17,153,541 | 1,996,374 | 3,622,218 | 3,396,390 | 16,100 | 447,310 | 28,150 |
| 4,238,899 | 3,022,323 | 16,600 | 385,719 | 54,400 | 10,341,141 | 853,141 | 1,676,395 | 1,870,690 | 10,450 | 153,775 | 21,750 |
| 1,074,679 | 500,092 | 3,100 | 11,861 | 1,600 | 2,361,107 | 161,875 | 447,216 | 120,332 | 2,150 | - | - |
| 1,037,832 | 265,696 | 2,500 | 1,193 | 150 | 2,086,479 | 83,086 | 399,431 | 151,324 | 1,300 | - | - |
| 476,579 | 139,016 | 1,000 | 2,499 | 300 | 983,391 | 30,057 | 171,091 | 63,955 | 800 | - | - |
| 504,444 | 60,922 | 900 | 5,215 | 650 | 1,115,746 | 54,037 | 187,545 | 58,765 | 950 | 3,241 | 100 |
| 1,625,554 | 623,953 | 4,600 | 24,272 | 1,800 | 2,708,324 | 84,038 | 471,753 | 368,792 | 2,450 | 13,420 | 700 |
| 2,064,633 | 510,780 | 5,900 | 25,615 | 22,100 | 4,176,043 | 479,254 | 711,229 | 228,553 | 3,200 | 4,953 | 6,600 |
| 1,178,414 | 295,453 | 3,050 | 9,727 | 1,300 | 2,240,090 | 69,160 | 370,418 | 108,715 | 1,900 | - | - |
| 658,705 | 166,940 | 1,100 | 1,685 | 300 | 1,015,658 | 81,215 | 275,247 | 40,904 | 600 | - | - |
| 686,052 | 158,415 | 1,350 | 3,356 | 600 | 1,316,003 | 58,667 | 254,789 | 115,462 | 650 | 222 | 50 |
| 1,360,165 | 487,819 | 3,750 | 82,028 | 41,050 | 2,142,085 | 121,389 | 410,446 | 262,532 | 1,900 | 20,477 | 15,600 |
| 738,880 | 277,959 | 1,900 | 3,446 | 500 | 1,304,480 | 26,854 | 275,095 | 146,615 | 1,150 | - | - |
| 4,828,510 | 3,175,681 | 13,650 | 76,195 | 7,950 | 8,314,458 | 221,942 | 1,714,216 | 1,203,158 | 7,300 | 27,240 | 3,200 |
| 632,268 | 742,739 | 3,350 | 2,438 | 350 | 1,746,710 | 30,610 | 255,010 | 472,522 | 2,800 | - | - |
| 1,441,258 | 448,374 | 3,450 | 2,605 | 400 | 2,563,841 | 69,298 | 530,044 | 171,325 | 1,650 | - | - |
| 1,645,629 | 974,470 | 6,550 | 231,639 | 25,550 | 3,557,263 | 117,549 | 615,076 | 526,841 | 3,400 | 92,147 | 12,150 |
| 1,002,732 | 148,937 | 1,250 | 10,045 | 450 | 1,671,932 | 39,160 | 360,569 | 20,864 | 450 | - | - |
| 1,144,469 | 627,830 | 4,250 | 6,440 | 600 | 2,291,094 | 53,531 | 432,416 | 285,360 | 2,250 | - | - |
| 1,567,242 | 986,371 | 4,800 | 9,853 | 900 | 2,565,680 | 77,839 | 538,591 | 688,880 | 1,900 | 3,100 | 100 |
| 1,289,304 | 460,654 | 2,050 | 830 | 150 | 2,274,849 | 142,237 | 584,266 | 268,183 | 1,450 | - | - |

第12表－2 都道府県別、保険料(税)

| 都道府県別 | 世帯数 | (再掲) 所得不詳 世帯数 | 被保険 者 数 | (再掲) 所得不詳 被保険者数 | 特例対象被保険者 | | | | 所得総額 | 年金収入額 | 分離譲渡 所得金額 |
|-------|------------|---------------------|------------|-----------------------|------------------------|-----------------------------|-------------------|-----------------------|----------------|----------------|---------------|
| | | | | | 特例対象 被保険者の いる世帯数 | 特例対象被保険 者のいる世帯の 被保険者数 | 特例対象 被保険 者数 | 特例対象 被保険者の 所得総額 | | | |
| | | | | | | | | | 千円 | 千円 | 千円 |
| 全 国 | 18,331,950 | 1,022,850 | 29,080,250 | 1,704,200 | 126,000 | 197,850 | 126,750 | 75,961,180 | 23,481,989,710 | 16,180,738,835 | 1,414,039,705 |
| 北海道 | 771,350 | 44,800 | 1,187,250 | 96,450 | 6,400 | 8,900 | 6,550 | 3,081,830 | 920,245,278 | 644,580,414 | 17,067,080 |
| 青 森 | 203,500 | 8,350 | 335,800 | 14,450 | 950 | 1,400 | 1,050 | 421,411 | 235,882,973 | 158,878,087 | 1,452,838 |
| 岩 手 | 176,200 | 5,650 | 276,450 | 7,850 | 1,500 | 2,400 | 1,500 | 827,269 | 181,031,469 | 166,607,053 | 3,531,813 |
| 宮 城 | 306,700 | 9,200 | 488,000 | 13,300 | 2,300 | 2,850 | 2,300 | 1,420,745 | 381,350,495 | 289,235,737 | 18,873,822 |
| 秋 田 | 142,300 | 2,700 | 227,400 | 3,450 | 550 | 750 | 550 | 110,512 | 146,258,033 | 132,084,354 | 1,953,041 |
| 山 形 | 141,950 | 4,200 | 234,800 | 7,250 | 600 | 900 | 600 | 226,871 | 175,060,473 | 151,742,347 | 7,995,457 |
| 福 島 | 269,000 | 11,400 | 445,050 | 19,900 | 1,750 | 3,250 | 1,750 | 757,706 | 333,171,814 | 239,501,127 | 15,953,820 |
| 茨 城 | 444,050 | 21,550 | 747,150 | 35,100 | 1,950 | 4,050 | 1,950 | 1,090,577 | 598,839,334 | 419,135,878 | 8,713,828 |
| 栃 木 | 292,250 | 13,000 | 493,950 | 25,150 | 1,900 | 4,100 | 1,900 | 1,878,638 | 405,154,622 | 270,703,620 | 21,432,094 |
| 群 馬 | 293,550 | 10,200 | 491,000 | 15,200 | 1,900 | 3,900 | 1,900 | 775,379 | 377,822,307 | 278,079,115 | 11,070,634 |
| 埼 玉 | 1,081,250 | 85,050 | 1,736,350 | 152,500 | 6,150 | 9,150 | 6,150 | 3,415,468 | 1,452,870,449 | 979,955,100 | 79,168,424 |
| 千 葉 | 937,850 | 64,300 | 1,489,450 | 108,500 | 7,350 | 12,050 | 7,350 | 5,688,857 | 1,260,561,061 | 865,447,729 | 68,075,765 |
| 東 京 | 2,168,150 | 200,500 | 3,168,250 | 256,000 | 23,700 | 33,800 | 23,700 | 17,177,279 | 3,583,000,839 | 1,366,070,846 | 394,455,661 |
| 神奈川 | 1,271,300 | 74,350 | 1,964,700 | 110,900 | 9,700 | 14,800 | 9,700 | 6,973,473 | 1,913,532,669 | 1,186,950,596 | 226,300,578 |
| 新 潟 | 301,000 | 10,450 | 486,400 | 23,100 | 600 | 950 | 600 | 207,488 | 342,971,744 | 338,267,283 | 7,783,596 |
| 富 山 | 133,300 | 4,550 | 209,600 | 8,700 | 550 | 800 | 550 | 239,440 | 158,895,737 | 163,816,033 | 3,399,286 |
| 石 川 | 150,800 | 3,600 | 236,300 | 5,050 | 750 | 1,150 | 750 | 276,484 | 172,673,900 | 165,458,184 | 2,969,472 |
| 福 井 | 95,850 | 2,800 | 152,800 | 4,750 | - | - | - | - | 118,941,268 | 96,300,803 | 3,436,452 |
| 山 梨 | 126,000 | 4,000 | 213,100 | 6,500 | 600 | 1,300 | 600 | 301,508 | 163,082,254 | 108,726,679 | 3,137,993 |
| 長 野 | 293,050 | 11,650 | 476,550 | 18,250 | 1,850 | 3,400 | 1,900 | 1,107,032 | 366,685,419 | 284,126,274 | 8,765,576 |
| 岐 阜 | 281,500 | 8,500 | 465,600 | 15,850 | 1,800 | 3,050 | 1,800 | 1,130,394 | 373,967,339 | 295,061,300 | 9,948,891 |
| 静 岡 | 536,350 | 17,600 | 858,700 | 31,800 | 4,100 | 7,700 | 4,100 | 2,356,609 | 796,072,619 | 552,806,619 | 26,078,943 |
| 愛 知 | 991,100 | 54,400 | 1,602,100 | 93,000 | 5,300 | 10,100 | 5,300 | 3,044,814 | 1,541,372,035 | 954,823,126 | 111,539,778 |
| 三 重 | 246,650 | 16,000 | 389,050 | 32,400 | 1,950 | 3,500 | 1,950 | 1,223,710 | 298,249,742 | 260,330,432 | 7,450,247 |
| 滋 賀 | 176,850 | 6,900 | 292,750 | 10,200 | 900 | 1,500 | 900 | 476,954 | 210,747,606 | 203,185,654 | 5,911,553 |
| 京 都 | 369,500 | 14,150 | 583,350 | 23,050 | 1,800 | 3,400 | 1,750 | 693,863 | 426,851,882 | 322,984,681 | 22,349,347 |
| 大 阪 | 1,322,450 | 114,300 | 2,089,600 | 220,250 | 11,000 | 16,450 | 11,400 | 5,452,060 | 1,371,169,810 | 921,651,932 | 63,670,913 |
| 兵 庫 | 771,100 | 44,100 | 1,233,700 | 88,800 | 6,150 | 8,900 | 6,150 | 4,423,995 | 924,266,225 | 761,699,850 | 65,411,944 |
| 奈 良 | 196,050 | 9,600 | 332,300 | 18,550 | 1,500 | 2,050 | 1,500 | 617,489 | 242,174,898 | 214,058,773 | 19,992,228 |
| 和歌山 | 157,000 | 4,800 | 263,500 | 7,800 | 1,150 | 2,100 | 1,150 | 641,632 | 162,869,341 | 138,145,643 | 5,682,914 |
| 鳥 取 | 76,750 | 2,400 | 122,150 | 3,850 | 250 | 300 | 250 | 84,247 | 78,533,924 | 79,052,943 | 1,804,207 |
| 島 根 | 88,050 | 1,900 | 133,550 | 3,750 | 600 | 900 | 600 | 243,185 | 91,321,731 | 95,174,506 | 1,117,018 |
| 岡 山 | 257,850 | 9,100 | 408,900 | 14,050 | 950 | 2,000 | 950 | 392,990 | 285,768,631 | 264,419,095 | 11,700,030 |
| 広 島 | 374,950 | 28,700 | 582,750 | 57,400 | 3,100 | 3,800 | 3,100 | 1,509,930 | 394,431,408 | 381,175,661 | 8,161,700 |
| 山 口 | 200,300 | 5,400 | 306,550 | 7,050 | 1,400 | 1,700 | 1,400 | 814,230 | 200,882,341 | 214,045,362 | 5,479,465 |
| 徳 島 | 102,350 | 4,950 | 160,600 | 7,800 | 350 | 550 | 350 | 253,824 | 87,763,174 | 96,086,022 | 6,855,337 |
| 香 川 | 133,150 | 4,000 | 210,350 | 6,450 | 250 | 300 | 250 | 106,083 | 147,839,621 | 137,752,383 | 6,375,205 |
| 愛 媛 | 206,900 | 8,050 | 326,850 | 15,700 | 1,150 | 1,750 | 1,250 | 603,556 | 187,635,107 | 189,282,545 | 6,756,680 |
| 高 知 | 113,700 | 2,700 | 178,300 | 3,650 | 700 | 850 | 700 | 441,939 | 111,430,730 | 98,486,266 | 300,711 |
| 福 岡 | 717,700 | 21,650 | 1,149,000 | 33,250 | 2,450 | 3,850 | 2,450 | 1,450,868 | 792,471,330 | 577,687,127 | 39,415,265 |
| 佐 賀 | 108,150 | 1,850 | 183,450 | 2,900 | 550 | 1,150 | 550 | 242,541 | 148,011,527 | 101,798,874 | 9,166,743 |
| 長 崎 | 211,200 | 6,050 | 337,100 | 9,650 | 350 | 650 | 350 | 118,555 | 207,833,450 | 174,915,344 | 6,278,564 |
| 熊 本 | 263,850 | 9,100 | 448,600 | 14,000 | 1,800 | 2,750 | 1,800 | 841,311 | 308,657,870 | 222,376,739 | 12,474,278 |
| 大 分 | 165,550 | 4,600 | 259,700 | 6,600 | 1,800 | 2,450 | 1,800 | 610,527 | 151,590,811 | 156,400,562 | 4,739,414 |
| 宮 崎 | 172,950 | 5,700 | 280,200 | 8,350 | 1,350 | 2,050 | 1,350 | 675,857 | 174,381,247 | 136,767,197 | 5,197,812 |
| 鹿 児 島 | 251,050 | 7,500 | 403,200 | 9,800 | 800 | 1,150 | 800 | 507,462 | 261,340,536 | 212,075,567 | 25,325,228 |
| 沖 縄 | 239,550 | 16,550 | 418,000 | 25,900 | 1,450 | 3,000 | 1,450 | 1,024,592 | 216,322,636 | 112,827,371 | 19,318,062 |

注) 1. 特例対象被保険者の所得は30/100軽減後の額を集計している。
 2. 「特例対象被保険者」のうち、「特例対象被保険者のいる世帯数」及び「特例対象被保険者のいる世帯の被保険者数」は特例対象の国保

賦課状況（市町村） — 一般世帯 —

| 分離譲渡所得のある世帯数 | 旧ただし書方式による課税標準額 | 固定資産税額 | 固定資産税のある世帯数 | 短期被保険者証等交付世帯数 | | 保険料（税）賦課経過措置適用世帯数 | | | | | | その他 |
|--------------|-----------------|-------------|-------------|---------------|---------|-------------------|---------|------------|--------------------|-----------------------|-------------------|-----|
| | | | | 短期被保険者証 | 資格証明書 | 旧国保被保険者合算軽減のみ | 平等割半額のみ | 平等割1/4軽減のみ | 旧国保被保険者合算軽減かつ平等割半額 | 旧国保被保険者合算軽減かつ平等割1/4軽減 | 被扶養者であった者に対する緩和措置 | |
| 188,850 | 18,897,732,372 | 235,129,800 | 2,578,250 | 855,050 | 163,300 | 523,400 | 502,000 | 76,450 | 693,850 | 113,550 | 79,400 | - |
| 3,700 | 743,075,659 | 6,051,253 | 82,700 | 24,200 | 10,650 | 12,200 | 20,650 | 4,000 | 39,900 | 6,000 | 1,550 | - |
| 1,000 | 184,136,794 | 3,165,965 | 47,500 | 12,200 | 1,800 | 7,800 | 7,200 | 700 | 11,350 | 1,700 | 50 | - |
| 1,300 | 137,820,423 | 3,906,875 | 52,700 | 4,800 | 300 | 7,650 | 4,600 | 1,600 | 11,050 | 1,650 | 250 | - |
| 3,450 | 302,885,788 | 6,431,095 | 79,850 | 7,700 | 450 | 8,200 | 8,850 | 1,700 | 13,700 | 2,950 | 1,200 | - |
| 700 | 109,919,001 | 687,709 | 8,600 | 6,950 | 2,150 | 5,350 | 3,200 | 400 | 7,950 | 1,600 | 250 | - |
| 1,200 | 133,976,812 | 5,313,090 | 72,750 | 6,850 | 300 | 6,600 | 4,700 | 200 | 9,800 | 650 | 200 | - |
| 2,550 | 263,447,000 | 2,225,772 | 31,200 | 9,050 | 3,250 | 8,950 | 6,400 | 1,550 | 13,100 | 2,800 | 250 | - |
| 2,000 | 478,419,393 | 8,608,955 | 106,600 | 28,100 | 3,350 | 13,300 | 13,450 | 2,750 | 19,100 | 3,650 | 3,750 | - |
| 2,450 | 323,730,464 | 10,067,748 | 110,000 | 9,950 | 4,300 | 11,450 | 6,750 | 950 | 15,750 | 1,800 | 1,400 | - |
| 3,100 | 297,168,609 | 10,013,202 | 100,000 | 14,300 | 3,850 | 8,100 | 8,050 | 1,400 | 17,400 | 2,000 | 1,000 | - |
| 12,800 | 1,180,434,684 | 29,938,453 | 266,700 | 28,700 | 2,000 | 43,950 | 19,950 | 2,050 | 20,150 | 2,750 | 5,600 | - |
| 10,000 | 1,023,102,855 | 5,809,081 | 60,300 | 66,400 | 12,300 | 20,950 | 33,300 | 4,650 | 39,600 | 4,150 | 6,800 | - |
| 29,750 | 3,066,454,337 | 3,558,773 | 28,150 | 109,500 | 21,550 | 82,700 | 10,000 | 1,400 | 7,450 | 1,250 | 10,700 | - |
| 19,000 | 1,595,885,350 | 3,652,649 | 28,550 | 72,750 | 8,550 | 40,250 | 27,950 | 3,600 | 23,150 | 4,500 | 9,600 | - |
| 1,250 | 262,014,023 | 1,048,026 | 13,400 | 8,000 | 1,700 | 7,600 | 12,000 | 3,100 | 14,200 | 3,200 | 450 | - |
| 900 | 121,433,028 | 96,334 | 1,750 | 4,200 | 1,800 | 3,400 | 6,550 | 1,000 | 8,250 | 700 | 850 | - |
| 800 | 131,841,507 | 3,311,123 | 45,000 | 4,800 | 850 | 4,250 | 6,550 | 1,550 | 7,700 | 800 | 1,100 | - |
| 1,550 | 91,140,678 | 4,995,001 | 55,850 | 4,900 | 1,100 | 3,050 | 3,050 | 750 | 5,850 | 700 | 700 | - |
| 1,600 | 127,767,166 | 2,980,206 | 35,950 | 3,550 | 600 | 3,000 | 4,200 | 900 | 5,150 | 500 | 800 | - |
| 3,200 | 286,434,945 | 10,196,958 | 117,700 | 11,150 | 300 | 8,050 | 8,850 | 1,350 | 12,950 | 2,950 | 2,000 | - |
| 2,950 | 293,942,894 | 10,216,938 | 108,300 | 10,400 | 1,150 | 7,550 | 10,800 | 1,050 | 14,850 | 2,350 | 1,150 | - |
| 5,900 | 645,957,360 | 18,483,352 | 161,350 | 24,300 | 4,150 | 12,650 | 17,600 | 2,900 | 25,150 | 6,050 | 1,800 | - |
| 12,950 | 1,272,261,513 | 21,763,436 | 161,650 | 33,400 | 4,200 | 26,100 | 29,650 | 4,300 | 34,500 | 4,700 | 3,000 | - |
| 1,250 | 235,892,378 | 3,966,429 | 52,950 | 7,950 | 5,400 | 7,350 | 8,350 | 1,200 | 13,450 | 2,050 | 2,050 | - |
| 1,350 | 162,369,122 | 412,397 | 4,150 | 9,000 | 1,150 | 7,150 | 6,950 | 750 | 8,450 | 800 | 400 | - |
| 1,000 | 339,428,097 | 1,305,834 | 19,950 | 12,300 | 700 | 2,700 | 21,700 | 3,500 | 5,650 | 900 | 1,000 | - |
| 13,400 | 1,081,371,787 | 2,636 | 100 | 64,850 | 14,900 | 21,500 | 38,400 | 4,400 | 58,150 | 8,200 | 6,200 | - |
| 9,500 | 737,674,757 | 7,383,411 | 73,800 | 34,700 | 7,200 | 11,450 | 29,400 | 4,200 | 38,300 | 5,250 | 2,600 | - |
| 2,950 | 194,215,110 | 1,780,296 | 18,750 | 7,850 | 200 | 5,700 | 8,750 | 950 | 9,200 | 1,650 | 1,500 | - |
| 900 | 123,807,627 | 4,379,623 | 55,750 | 7,300 | 1,300 | 4,550 | 3,950 | 350 | 9,450 | 1,700 | 150 | - |
| 750 | 58,733,119 | 3,279,903 | 39,500 | 3,300 | 600 | 2,450 | 1,850 | 300 | 4,300 | 550 | 200 | - |
| 200 | 68,598,741 | 38,653 | 650 | 2,000 | 750 | 1,950 | 3,150 | 550 | 5,450 | 950 | 250 | - |
| 2,650 | 220,611,148 | 625,715 | 8,550 | 8,300 | 3,500 | 10,900 | 8,000 | 1,650 | 12,100 | 1,850 | 1,050 | - |
| 4,100 | 303,828,223 | 4,162,352 | 54,400 | 29,500 | 2,550 | 7,100 | 13,800 | 2,200 | 20,450 | 4,350 | 1,500 | - |
| 2,450 | 152,072,056 | 699,588 | 10,350 | 9,350 | 4,050 | 4,500 | 7,400 | 1,000 | 11,950 | 1,600 | 1,200 | - |
| 800 | 65,699,823 | 4,131,599 | 55,250 | 5,550 | 1,650 | 3,650 | 3,050 | 450 | 5,500 | 900 | 300 | - |
| 1,950 | 113,759,160 | 6,193,039 | 71,650 | 8,200 | 900 | 3,400 | 4,700 | 700 | 6,850 | 1,250 | 400 | - |
| 1,700 | 140,097,583 | 4,000,546 | 52,150 | 8,600 | 3,450 | 5,000 | 7,100 | 1,400 | 9,950 | 2,000 | 750 | - |
| 150 | 83,900,910 | 2,337,048 | 34,850 | 5,350 | 1,700 | 3,650 | 2,850 | 400 | 4,900 | 1,650 | 350 | - |
| 7,650 | 620,010,340 | 3,629,010 | 51,450 | 48,350 | 12,550 | 16,300 | 20,250 | 2,750 | 28,500 | 6,750 | 2,100 | - |
| 1,000 | 118,144,349 | 68,990 | 1,300 | 4,000 | 650 | 4,800 | 4,100 | 450 | 4,950 | 800 | 350 | - |
| 1,650 | 156,105,731 | 1,810,534 | 25,250 | 13,550 | 1,550 | 8,550 | 5,150 | 450 | 9,900 | 2,200 | 300 | - |
| 2,100 | 239,301,435 | 1,171,156 | 18,650 | 15,950 | 1,000 | 11,450 | 8,600 | 700 | 13,850 | 1,500 | 700 | - |
| 950 | 112,363,486 | 217,563 | 3,700 | 6,550 | 2,200 | 6,000 | 4,900 | 900 | 8,700 | 2,000 | 350 | - |
| 1,400 | 132,271,326 | 3,473,708 | 50,750 | 9,750 | 1,400 | 4,350 | 4,100 | 850 | 8,550 | 1,700 | 550 | - |
| 2,550 | 201,497,063 | 4,369,942 | 67,650 | 15,450 | 2,800 | 9,250 | 6,600 | 900 | 10,850 | 2,150 | 600 | - |
| 2,350 | 162,728,718 | 3,167,835 | 30,150 | 11,200 | 500 | 6,600 | 4,600 | 1,600 | 6,400 | 1,400 | 100 | - |

被保険者がいる世帯について、「特例対象被保険者数」及び「特例対象被保険者の所得総額」は特例対象の国保被保険者について集計している。

第12表－2 都道府県別、保険料(税)

| 都道府県別 | 医療給付費分 | | | | | | | | 後期高齢者支援金分 | |
|-------|---------------|---------------------------|---------------|-----------|----------------|------------------|------------|-----------|---------------|---------------------------|
| | 保険料(税)調定額 | (再掲)所得不詳 保険料(税) 調定額 | 保険料(税) 軽減額 | 軽減 世帯数 | 賦課限度額 を超える額 | 賦課限度額を 越える世帯数 | 減免等による額 | 減免 世帯数 | 保険料(税) 調定額 | (再掲)所得不詳 保険料(税) 調定額 |
| | 千円 | 千円 | 千円 | | 千円 | | 千円 | | 千円 | 千円 |
| 全 国 | 1,954,782,560 | 83,651,593 | 298,676,228 | 9,906,950 | 236,759,366 | 431,900 | 14,820,367 | 631,600 | 612,009,620 | 26,380,575 |
| 北海道 | 79,980,922 | 4,975,861 | 15,792,856 | 504,300 | 14,422,175 | 27,950 | 119,182 | 5,700 | 25,251,181 | 1,633,816 |
| 青 森 | 22,653,763 | 698,583 | 4,090,335 | 123,500 | 3,487,822 | 6,750 | 6,312 | 200 | 6,978,081 | 219,030 |
| 岩 手 | 15,838,838 | 423,162 | 2,971,015 | 109,100 | 642,069 | 2,200 | 5,395 | 350 | 5,097,821 | 131,620 |
| 宮 城 | 32,881,222 | 677,646 | 5,540,566 | 173,400 | 3,932,234 | 6,550 | 340,792 | 24,900 | 10,289,612 | 214,461 |
| 秋 田 | 14,138,454 | 172,908 | 2,827,264 | 90,400 | 1,071,104 | 3,000 | 51,126 | 1,500 | 4,405,241 | 54,145 |
| 山 形 | 17,786,885 | 399,627 | 2,659,484 | 80,000 | 1,514,132 | 4,450 | 5,775 | 300 | 5,523,958 | 124,678 |
| 福 島 | 25,553,376 | 769,780 | 4,443,500 | 151,900 | 2,438,898 | 5,200 | 2,127,776 | 22,000 | 9,007,833 | 270,576 |
| 茨 城 | 49,553,560 | 1,643,713 | 6,370,047 | 224,400 | 3,738,382 | 11,200 | 82,151 | 3,750 | 14,972,774 | 488,715 |
| 栃 木 | 34,976,888 | 1,385,344 | 4,890,142 | 154,750 | 3,960,900 | 7,550 | 39,468 | 1,550 | 11,227,481 | 425,113 |
| 群 馬 | 33,989,824 | 759,308 | 4,989,469 | 155,650 | 2,430,850 | 7,000 | 31,211 | 1,200 | 9,395,900 | 213,074 |
| 埼 玉 | 114,887,789 | 7,555,732 | 9,608,200 | 497,850 | 12,919,775 | 24,250 | 108,792 | 5,700 | 33,706,609 | 2,385,021 |
| 千 葉 | 101,558,044 | 5,668,415 | 11,783,538 | 444,000 | 9,278,095 | 17,050 | 359,373 | 36,800 | 30,494,231 | 1,663,496 |
| 東 京 | 244,478,074 | 10,657,249 | 25,148,998 | 941,450 | 49,008,591 | 68,750 | 429,994 | 12,450 | 72,388,762 | 3,179,481 |
| 神奈川 | 134,314,725 | 4,697,137 | 15,258,053 | 582,400 | 16,953,502 | 28,750 | 1,412,103 | 51,850 | 44,854,308 | 1,571,236 |
| 新 潟 | 30,367,842 | 1,213,457 | 5,128,909 | 172,650 | 2,632,105 | 5,750 | 92,415 | 5,850 | 10,271,506 | 411,936 |
| 富 山 | 13,948,105 | 450,862 | 2,068,921 | 70,650 | 759,442 | 2,400 | 19,207 | 850 | 4,104,062 | 132,535 |
| 石 川 | 17,410,832 | 300,065 | 2,846,844 | 83,950 | 757,503 | 2,450 | 32,684 | 1,200 | 4,878,706 | 90,167 |
| 福 井 | 10,822,377 | 256,022 | 1,569,829 | 48,750 | 379,760 | 1,650 | 16,984 | 750 | 3,331,707 | 72,049 |
| 山 梨 | 15,282,758 | 394,346 | 2,309,381 | 68,300 | 1,056,558 | 3,350 | 19,929 | 950 | 4,540,374 | 115,761 |
| 長 野 | 30,287,283 | 785,656 | 4,198,730 | 159,450 | 2,634,772 | 5,800 | 92,580 | 5,950 | 10,671,303 | 266,977 |
| 岐 阜 | 34,883,976 | 933,768 | 4,692,258 | 143,100 | 1,865,309 | 5,750 | 35,137 | 1,400 | 10,597,265 | 292,465 |
| 静 岡 | 60,539,977 | 1,560,624 | 7,820,440 | 269,850 | 6,555,333 | 11,300 | 70,348 | 7,150 | 20,307,392 | 503,093 |
| 愛 知 | 111,085,499 | 4,822,310 | 14,145,500 | 469,150 | 12,913,415 | 23,000 | 1,499,648 | 159,650 | 35,875,240 | 1,551,819 |
| 三 重 | 25,689,746 | 1,823,658 | 4,210,071 | 134,450 | 1,904,761 | 4,100 | 173,955 | 19,150 | 9,278,285 | 657,622 |
| 滋 賀 | 19,317,538 | 436,586 | 2,960,051 | 92,800 | 602,658 | 2,450 | 56,486 | 750 | 6,289,431 | 138,670 |
| 京 都 | 35,939,536 | 1,232,487 | 7,302,210 | 231,550 | 6,688,840 | 6,400 | 532,429 | 9,900 | 11,460,830 | 364,347 |
| 大 阪 | 133,156,278 | 11,247,073 | 27,549,296 | 785,000 | 17,639,614 | 28,600 | 4,102,793 | 89,150 | 45,835,081 | 3,880,775 |
| 兵 庫 | 87,361,797 | 4,779,995 | 14,431,251 | 433,200 | 13,301,728 | 22,750 | 1,288,185 | 54,250 | 25,908,674 | 1,405,450 |
| 奈 良 | 22,497,377 | 957,956 | 3,739,366 | 112,850 | 2,622,450 | 5,250 | 40,788 | 1,600 | 6,273,027 | 283,442 |
| 和歌山 | 16,805,891 | 454,557 | 3,322,523 | 99,550 | 1,141,757 | 3,700 | 3,735 | 150 | 5,120,299 | 136,693 |
| 鳥 取 | 7,590,444 | 163,695 | 1,394,124 | 46,400 | 343,009 | 850 | 8,164 | 300 | 2,563,763 | 53,767 |
| 島 根 | 9,540,966 | 248,724 | 1,790,445 | 52,700 | 436,842 | 1,650 | 22,843 | 650 | 2,625,937 | 68,579 |
| 岡 山 | 25,514,952 | 648,434 | 4,858,886 | 154,050 | 1,776,926 | 4,750 | 69,492 | 1,800 | 8,682,998 | 218,739 |
| 広 島 | 39,192,502 | 3,299,855 | 6,699,325 | 211,800 | 2,270,006 | 8,150 | 89,901 | 22,100 | 11,943,642 | 1,011,376 |
| 山 口 | 21,373,892 | 361,365 | 3,987,190 | 121,350 | 1,356,536 | 4,000 | 35,144 | 1,300 | 6,352,289 | 104,702 |
| 徳 島 | 10,131,828 | 427,665 | 2,410,997 | 68,600 | 755,960 | 1,850 | 6,143 | 300 | 2,846,374 | 117,779 |
| 香 川 | 14,515,561 | 358,676 | 2,746,616 | 80,450 | 978,561 | 2,550 | 13,424 | 600 | 3,691,313 | 91,503 |
| 愛 媛 | 19,366,200 | 760,178 | 4,412,355 | 138,650 | 1,504,889 | 4,050 | 247,173 | 40,850 | 6,157,417 | 216,986 |
| 高 知 | 10,824,953 | 151,756 | 2,382,320 | 76,500 | 797,834 | 2,450 | 11,408 | 500 | 3,521,110 | 48,769 |
| 福 岡 | 68,815,237 | 1,600,291 | 14,266,559 | 449,100 | 9,509,765 | 14,000 | 224,492 | 7,950 | 23,021,420 | 502,531 |
| 佐 賀 | 13,802,420 | 234,792 | 2,471,466 | 64,250 | 3,770,084 | 5,000 | 10,160 | 350 | 3,690,816 | 63,755 |
| 長 崎 | 20,963,758 | 414,772 | 4,364,453 | 133,100 | 1,777,460 | 3,600 | 8,480 | 400 | 6,771,053 | 140,624 |
| 熊 本 | 29,197,573 | 723,895 | 5,581,896 | 161,350 | 3,894,153 | 8,700 | 783,413 | 25,350 | 8,930,722 | 214,406 |
| 大 分 | 16,588,625 | 292,005 | 3,597,103 | 107,100 | 853,686 | 2,200 | 35,040 | 450 | 4,614,251 | 78,391 |
| 宮 崎 | 17,362,773 | 384,419 | 3,943,395 | 115,050 | 2,366,085 | 4,200 | 27,958 | 600 | 5,200,311 | 104,848 |
| 鹿児島 | 22,816,807 | 449,208 | 4,725,247 | 162,650 | 3,099,327 | 5,100 | 27,518 | 1,000 | 7,499,714 | 149,092 |
| 沖 縄 | 19,194,893 | 997,977 | 4,374,806 | 155,500 | 2,013,710 | 3,450 | 2,860 | 150 | 5,559,518 | 316,466 |

賦課状況（市町村） — 一般世帯 — （続き）

| 後期高齢者支援金分 | | | | | 介護納付金分 | | | | | | |
|---------------|----------------|----------------------|-------------|-----------|---------------|---------------------------|---------------|----------------|----------------------|-------------|-----------|
| 保険料(税) 軽減額 | 賦課限度額を 超える額 | 賦課限度額 を越える 世帯数 | 減免等による 額 | 減免 世帯数 | 保険料(税) 調定額 | (再掲)所得不詳 保険料(税) 調定額 | 保険料(税) 軽減額 | 賦課限度額を 超える額 | 賦課限度額 を越える 世帯数 | 減免等による 額 | 減免 世帯数 |
| 千円 | 千円 | | 千円 | | 千円 | 千円 | 千円 | 千円 | | 千円 | |
| 93,489,851 | 64,485,793 | 347,950 | 4,754,506 | 566,600 | 225,407,141 | 13,878,694 | 33,941,055 | 26,979,859 | 174,800 | 1,592,068 | 197,600 |
| 4,923,899 | 3,814,953 | 24,150 | 36,020 | 4,250 | 9,585,828 | 860,940 | 1,750,686 | 1,114,132 | 11,900 | 6,137 | 950 |
| 1,261,427 | 921,243 | 4,450 | 1,733 | 200 | 3,037,237 | 133,730 | 492,053 | 678,455 | 2,600 | - | - |
| 950,012 | 205,352 | 1,900 | 1,120 | 250 | 2,013,323 | 76,995 | 366,042 | 66,151 | 1,100 | - | - |
| 1,714,931 | 1,112,080 | 5,050 | 119,629 | 24,900 | 3,863,215 | 132,903 | 657,053 | 511,853 | 2,550 | 31,958 | 8,050 |
| 855,353 | 265,988 | 2,200 | 16,117 | 1,500 | 1,806,188 | 23,222 | 315,354 | 197,094 | 1,450 | 7,093 | 1,050 |
| 802,717 | 353,554 | 2,950 | 1,660 | 200 | 2,034,320 | 53,571 | 297,335 | 110,408 | 1,350 | - | - |
| 1,502,296 | 844,976 | 5,350 | 742,735 | 22,000 | 3,393,581 | 148,301 | 534,841 | 390,373 | 2,150 | 346,841 | 11,650 |
| 1,924,627 | 847,856 | 7,700 | 24,358 | 3,750 | 5,651,272 | 253,962 | 717,118 | 369,381 | 3,250 | - | - |
| 1,542,403 | 1,415,986 | 7,950 | 12,814 | 1,550 | 4,274,673 | 214,737 | 552,071 | 436,405 | 3,800 | - | - |
| 1,370,755 | 410,088 | 4,000 | 7,342 | 1,200 | 3,541,538 | 110,909 | 487,150 | 125,514 | 1,450 | 645 | 150 |
| 3,316,565 | 2,584,691 | 18,900 | 32,387 | 5,700 | 10,959,226 | 1,154,368 | 1,110,369 | 589,073 | 7,950 | 110 | 100 |
| 3,229,022 | 2,521,518 | 13,850 | 109,048 | 36,800 | 11,197,476 | 937,821 | 1,342,391 | 512,206 | 5,300 | 29,848 | 12,400 |
| 7,696,482 | 11,905,489 | 44,350 | 105,148 | 12,450 | 29,050,800 | 1,823,780 | 3,328,022 | 4,397,927 | 18,900 | 820 | 100 |
| 5,051,412 | 5,159,450 | 27,500 | 467,382 | 51,800 | 16,577,635 | 714,041 | 1,926,096 | 2,634,714 | 14,250 | 195,012 | 26,450 |
| 1,685,266 | 862,968 | 5,550 | 31,476 | 5,850 | 3,524,026 | 207,740 | 516,337 | 343,439 | 2,550 | 13,392 | 2,250 |
| 616,189 | 151,625 | 1,800 | 5,429 | 850 | 1,372,745 | 78,315 | 174,185 | 67,895 | 1,100 | - | - |
| 878,392 | 155,062 | 1,600 | 10,169 | 1,200 | 1,767,268 | 37,344 | 258,100 | 107,626 | 1,150 | - | - |
| 397,828 | 147,412 | 1,500 | 4,133 | 750 | 1,210,092 | 47,278 | 148,008 | 30,577 | 400 | 198 | 50 |
| 698,524 | 238,323 | 2,050 | 6,160 | 950 | 1,833,229 | 68,075 | 230,257 | 127,751 | 950 | - | - |
| 1,473,653 | 940,355 | 5,450 | 33,775 | 5,950 | 3,937,970 | 158,624 | 517,635 | 392,655 | 2,900 | 4,010 | 1,200 |
| 1,398,616 | 526,487 | 4,500 | 9,838 | 1,400 | 3,605,483 | 164,514 | 414,849 | 169,307 | 1,850 | - | - |
| 2,883,774 | 2,103,986 | 9,950 | 25,242 | 7,150 | 6,745,251 | 285,325 | 888,146 | 363,412 | 3,300 | 5,412 | 2,350 |
| 4,385,713 | 4,086,739 | 21,450 | 448,811 | 118,300 | 13,350,824 | 831,697 | 1,539,300 | 1,962,903 | 10,750 | 122,442 | 40,000 |
| 1,476,568 | 819,336 | 4,250 | 17,853 | 2,250 | 3,237,128 | 304,298 | 511,763 | 354,153 | 3,300 | - | - |
| 941,472 | 166,371 | 1,850 | 16,086 | 750 | 2,003,125 | 57,102 | 345,190 | 46,891 | 850 | 2,234 | 150 |
| 2,315,787 | 1,969,348 | 5,400 | 165,129 | 9,900 | 4,159,894 | 173,288 | 752,714 | 834,045 | 3,900 | 70,030 | 4,100 |
| 9,392,451 | 6,149,744 | 27,950 | 1,416,121 | 84,200 | 16,717,655 | 1,983,665 | 3,504,362 | 3,114,451 | 15,800 | 445,480 | 27,300 |
| 4,193,632 | 3,019,347 | 16,600 | 381,551 | 54,250 | 10,042,994 | 849,334 | 1,628,309 | 1,870,690 | 10,450 | 149,399 | 21,600 |
| 1,066,019 | 499,303 | 3,100 | 11,861 | 1,600 | 2,275,346 | 161,875 | 437,624 | 118,724 | 2,150 | - | - |
| 1,023,717 | 265,696 | 2,500 | 1,193 | 150 | 2,035,298 | 83,086 | 385,867 | 151,324 | 1,300 | - | - |
| 462,896 | 139,016 | 1,000 | 2,499 | 300 | 928,312 | 30,057 | 157,197 | 63,955 | 800 | - | - |
| 493,642 | 59,870 | 850 | 5,215 | 650 | 1,071,607 | 54,037 | 173,296 | 56,978 | 900 | 3,241 | 100 |
| 1,602,124 | 623,953 | 4,600 | 24,272 | 1,800 | 2,610,919 | 84,038 | 450,430 | 368,792 | 2,450 | 13,420 | 700 |
| 2,032,831 | 510,780 | 5,900 | 25,615 | 22,100 | 4,060,700 | 479,254 | 678,129 | 228,553 | 3,200 | 4,953 | 6,600 |
| 1,164,083 | 295,121 | 3,050 | 9,727 | 1,300 | 2,177,944 | 67,623 | 355,984 | 108,715 | 1,900 | - | - |
| 650,208 | 166,940 | 1,100 | 1,685 | 300 | 948,969 | 81,215 | 262,785 | 40,653 | 550 | - | - |
| 672,793 | 158,415 | 1,350 | 3,356 | 600 | 1,267,792 | 58,667 | 240,132 | 115,462 | 650 | 222 | 50 |
| 1,346,273 | 441,129 | 3,650 | 81,567 | 40,850 | 2,075,086 | 121,389 | 395,028 | 228,230 | 1,800 | 20,090 | 15,400 |
| 727,720 | 277,959 | 1,900 | 3,446 | 500 | 1,234,051 | 26,854 | 264,978 | 146,615 | 1,150 | - | - |
| 4,757,837 | 2,965,943 | 13,050 | 76,195 | 7,950 | 7,996,453 | 218,964 | 1,641,084 | 1,000,600 | 6,800 | 27,240 | 3,200 |
| 622,251 | 742,739 | 3,350 | 2,438 | 350 | 1,695,457 | 30,610 | 243,941 | 472,522 | 2,800 | - | - |
| 1,425,071 | 447,348 | 3,450 | 2,605 | 400 | 2,514,738 | 69,298 | 512,236 | 171,325 | 1,650 | - | - |
| 1,620,449 | 974,244 | 6,550 | 226,401 | 25,350 | 3,474,067 | 113,683 | 589,418 | 526,841 | 3,400 | 88,741 | 11,550 |
| 986,208 | 148,937 | 1,250 | 10,045 | 450 | 1,594,407 | 39,160 | 340,169 | 20,864 | 450 | - | - |
| 1,130,727 | 621,049 | 4,250 | 6,440 | 600 | 2,230,234 | 53,531 | 417,327 | 283,160 | 2,250 | - | - |
| 1,546,580 | 986,371 | 4,800 | 9,853 | 900 | 2,495,313 | 77,839 | 517,492 | 688,880 | 1,900 | 3,100 | 100 |
| 1,278,660 | 460,654 | 2,050 | 830 | 150 | 2,226,450 | 141,637 | 572,206 | 268,183 | 1,450 | - | - |

第12表－3 都道府県別、保険料(税)

| 都道府県別 | 世帯数 | (再掲) 所得不詳 世帯数 | 被保険 者 数 | (再掲) 所得不詳 被保険者数 | 特例対象被保険者 | | | | 所得総額 | 年金収入額 | 分離譲渡 所得金額 |
|-------|---------|---------------------|------------|-----------------------|------------------------|-----------------------------|-------------------|-----------------------|-------------|-------------|--------------|
| | | | | | 特例対象 被保険者の いる世帯数 | 特例対象被保険 者のいる世帯の 被保険者数 | 特例対象 被保険 者数 | 特例対象 被保険者の 所得総額 | | | |
| | | | | | | | | 千円 | 千円 | 千円 | 千円 |
| 全 国 | 296,900 | 3,600 | 363,450 | 5,400 | 650 | 850 | 300 | 141,515 | 314,006,761 | 295,578,978 | 24,802,189 |
| 北海道 | 8,000 | - | 9,700 | - | - | - | - | - | 6,646,432 | 8,314,072 | 78,680 |
| 青 森 | 3,850 | 150 | 4,500 | 150 | - | - | - | - | 2,206,135 | 3,622,361 | - |
| 岩 手 | 4,150 | - | 5,500 | - | - | - | - | - | 3,369,805 | 3,280,941 | - |
| 宮 城 | 6,100 | - | 7,400 | - | - | - | - | - | 5,985,380 | 5,877,595 | - |
| 秋 田 | 4,000 | - | 4,450 | - | - | - | - | - | 2,671,027 | 3,332,202 | - |
| 山 形 | 5,000 | 50 | 5,450 | 150 | - | - | - | - | 3,680,144 | 5,066,566 | 1,674 |
| 福 島 | 6,250 | - | 7,100 | - | - | - | - | - | 6,430,027 | 5,723,735 | 96,562 |
| 茨 城 | 8,150 | - | 9,700 | - | - | - | - | - | 7,856,286 | 8,470,147 | 162,414 |
| 栃 木 | 5,300 | - | 6,950 | - | 50 | 50 | 50 | 40,962 | 6,414,524 | 7,121,290 | 783,950 |
| 群 馬 | 5,700 | 50 | 6,850 | 50 | - | - | - | - | 4,036,938 | 5,139,926 | 60,875 |
| 埼 玉 | 14,750 | 1,200 | 18,650 | 1,900 | - | - | - | - | 19,041,455 | 15,837,734 | 639,869 |
| 千 葉 | 11,850 | 100 | 14,200 | 200 | - | - | - | - | 13,513,295 | 12,375,121 | - |
| 東 京 | 24,750 | 200 | 29,100 | 200 | - | - | - | - | 42,208,844 | 25,963,891 | 2,446,508 |
| 神奈川 | 15,000 | 150 | 19,900 | 200 | - | - | - | - | 17,590,978 | 19,355,557 | - |
| 新 潟 | 6,850 | 200 | 7,450 | 200 | - | - | - | - | 4,387,672 | 5,650,378 | - |
| 富 山 | 2,900 | - | 3,150 | - | - | - | - | - | 1,598,186 | 2,904,276 | - |
| 石 川 | 3,300 | - | 3,500 | - | 50 | 50 | - | - | 2,082,146 | 2,728,285 | - |
| 福 井 | 2,200 | - | 2,350 | - | - | - | - | - | 1,580,937 | 2,041,330 | - |
| 山 梨 | 1,950 | - | 2,450 | - | - | - | - | - | 2,495,036 | 2,377,882 | 453,526 |
| 長 野 | 7,300 | - | 9,500 | - | - | - | - | - | 6,535,950 | 7,154,534 | 6,812 |
| 岐 阜 | 5,700 | 100 | 7,000 | 200 | 100 | 100 | - | - | 8,370,181 | 5,167,129 | 4,834,179 |
| 静 岡 | 10,750 | 50 | 12,150 | 100 | 100 | 100 | - | - | 13,490,772 | 10,569,677 | 30,947 |
| 愛 知 | 15,550 | 100 | 19,400 | 100 | - | - | - | - | 18,906,075 | 16,859,548 | - |
| 三 重 | 5,000 | 150 | 6,450 | 300 | - | - | - | - | 4,254,134 | 5,527,798 | - |
| 滋 賀 | 3,650 | - | 4,200 | - | - | - | - | - | 3,219,964 | 4,134,905 | 281,532 |
| 京 都 | 5,450 | - | 7,600 | - | 150 | 250 | 150 | 99,545 | 5,378,435 | 5,548,540 | - |
| 大 阪 | 16,650 | 400 | 20,750 | 700 | - | - | - | - | 24,458,088 | 16,108,927 | 11,045,017 |
| 兵 庫 | 11,950 | 150 | 14,950 | 150 | - | - | - | - | 10,899,207 | 12,268,362 | - |
| 奈 良 | 2,600 | 150 | 3,050 | 150 | - | - | - | - | 3,352,467 | 2,885,128 | 688 |
| 和歌山 | 2,400 | - | 3,200 | - | - | - | - | - | 1,685,856 | 2,567,390 | - |
| 鳥 取 | 2,900 | - | 3,450 | - | - | - | - | - | 1,503,414 | 3,033,225 | - |
| 島 根 | 2,350 | - | 2,700 | - | - | - | - | - | 1,526,471 | 1,716,658 | 89,615 |
| 岡 山 | 5,900 | - | 7,050 | - | - | - | - | - | 3,778,418 | 4,893,622 | - |
| 広 島 | 6,250 | - | 7,500 | - | - | - | - | - | 3,455,941 | 4,956,363 | - |
| 山 口 | 3,150 | 150 | 4,050 | 250 | - | - | - | - | 2,103,888 | 3,206,895 | - |
| 徳 島 | 2,550 | - | 3,150 | - | - | - | - | - | 1,726,210 | 2,673,677 | - |
| 香 川 | 3,300 | - | 4,150 | - | - | - | - | - | 2,405,424 | 2,655,892 | - |
| 愛 媛 | 3,150 | - | 4,350 | - | - | - | - | - | 5,312,780 | 3,198,869 | 2,785,000 |
| 高 知 | 2,500 | - | 3,550 | - | - | - | - | - | 2,617,950 | 2,319,171 | - |
| 福 岡 | 12,550 | 100 | 15,950 | 200 | 100 | 100 | 100 | 1,008 | 19,189,729 | 11,562,590 | 1,004,341 |
| 佐 賀 | 2,400 | - | 3,150 | - | - | - | - | - | 1,980,736 | 2,237,504 | - |
| 長 崎 | 3,000 | - | 3,500 | - | - | - | - | - | 1,679,065 | 2,492,548 | - |
| 熊 本 | 5,300 | 50 | 6,700 | 100 | 100 | 200 | - | - | 2,758,017 | 4,312,537 | - |
| 大 分 | 3,550 | - | 4,550 | - | - | - | - | - | 2,747,497 | 3,119,603 | - |
| 宮 崎 | 3,100 | - | 3,550 | - | - | - | - | - | 2,154,446 | 2,016,270 | - |
| 鹿 児 島 | 4,500 | - | 5,150 | - | - | - | - | - | 2,339,605 | 3,368,684 | - |
| 沖 縄 | 3,400 | 100 | 4,350 | 100 | - | - | - | - | 2,380,797 | 3,839,642 | - |

注) 1. 特例対象被保険者の所得は30/100軽減後の額を集計している。
 2. 「特例対象被保険者」のうち、「特例対象被保険者のいる世帯数」及び「特例対象被保険者のいる世帯の被保険者数」は特例対象の国保

賦課状況（市町村） —退職世帯—

| 分離譲渡所得のある世帯数 | 旧ただし書方式による課税標準額 | 固定資産税額 | 固定資産税のある世帯数 | 短期被保険者証等交付世帯数 | | 保険料（税）賦課経過措置適用世帯数 | | | | | | |
|--------------|-------------------|-----------------|-------------|---------------|-------|-------------------|---------|------------|--------------------|-----------------------|-------------------|-----|
| | | | | 短期被保険者証 | 資格証明書 | 旧国保被保険者合算軽減のみ | 平等割半額のみ | 平等割1/4軽減のみ | 旧国保被保険者合算軽減かつ平等割半額 | 旧国保被保険者合算軽減かつ平等割1/4軽減 | 被扶養者であった者に対する緩和措置 | その他 |
| 2,650 | 千円 237,822,918 | 千円 4,063,015 | 59,200 | 7,300 | 600 | 5,050 | 1,100 | 100 | 1,300 | 350 | - | - |
| 50 | 4,646,391 | 33,045 | 850 | 50 | - | - | - | - | 150 | - | - | - |
| - | 1,390,992 | 36,947 | 800 | 150 | - | - | 100 | - | - | - | - | - |
| - | 2,396,851 | 118,508 | 1,650 | 150 | - | 200 | - | 50 | - | - | - | - |
| - | 4,554,177 | 98,081 | 1,750 | 250 | - | 50 | - | - | - | - | - | - |
| - | 1,813,823 | 8,945 | 200 | 300 | 100 | 350 | - | - | - | - | - | - |
| 50 | 2,506,923 | 113,573 | 2,250 | 200 | - | 350 | - | - | 100 | - | - | - |
| 50 | 4,959,619 | 53,430 | 900 | 250 | - | 500 | - | - | - | 150 | - | - |
| 100 | 5,858,177 | 87,605 | 2,000 | 450 | - | 300 | 50 | - | 100 | - | - | - |
| 100 | 4,792,490 | 211,005 | 2,900 | - | 100 | 50 | - | - | 100 | - | - | - |
| 100 | 2,985,061 | 168,005 | 2,500 | 150 | 100 | 150 | - | - | - | - | - | - |
| 150 | 14,946,022 | 353,382 | 4,450 | - | - | 100 | - | - | - | - | - | - |
| - | 10,061,370 | 53,650 | 1,050 | 550 | - | 250 | - | - | 100 | - | - | - |
| 1,050 | 35,224,655 | 66,556 | 900 | 700 | - | - | - | - | - | - | - | - |
| - | 13,335,824 | 29,067 | 250 | 300 | - | - | - | - | - | 200 | - | - |
| - | 2,876,771 | 36,070 | 200 | - | - | 50 | - | - | - | - | - | - |
| - | 950,784 | - | - | - | - | - | 150 | - | 100 | - | - | - |
| - | 1,290,974 | 37,378 | 1,300 | - | - | - | 150 | - | - | - | - | - |
| - | 1,085,147 | 111,068 | 1,450 | 50 | - | 150 | - | - | - | - | - | - |
| 100 | 1,960,753 | 42,495 | 400 | 100 | - | - | - | - | - | - | - | - |
| 50 | 4,543,974 | 235,596 | 4,200 | 150 | - | 200 | - | - | 150 | - | - | - |
| 100 | 7,099,089 | 155,550 | 2,000 | 150 | - | 250 | - | - | 50 | - | - | - |
| 100 | 10,783,754 | 398,499 | 4,700 | - | - | 450 | - | - | - | - | - | - |
| - | 14,590,354 | 208,852 | 3,400 | 650 | - | 150 | 100 | - | - | - | - | - |
| - | 2,902,763 | 164,808 | 1,300 | - | - | 200 | - | - | - | - | - | - |
| 100 | 2,248,570 | 7,651 | 200 | - | - | - | - | - | 100 | - | - | - |
| - | 3,487,966 | 35,950 | 550 | - | - | 50 | - | - | 50 | - | - | - |
| 150 | 20,615,603 | - | - | 250 | - | 100 | - | - | - | - | - | - |
| - | 7,504,326 | 199,073 | 2,100 | 50 | - | - | 300 | - | - | - | - | - |
| 50 | 2,610,146 | 11,215 | 200 | 150 | - | - | - | - | - | - | - | - |
| - | 959,489 | 57,208 | 1,050 | 150 | - | - | - | - | 50 | - | - | - |
| - | 876,113 | 59,104 | 1,550 | - | - | 50 | - | - | - | - | - | - |
| 150 | 1,029,391 | - | - | 50 | - | - | - | - | - | - | - | - |
| - | 2,249,341 | 8,000 | 100 | - | - | 50 | - | 50 | - | - | - | - |
| - | 2,146,395 | 259,287 | 1,250 | 100 | - | 300 | - | - | - | - | - | - |
| - | 1,271,895 | - | - | 100 | - | - | - | - | - | - | - | - |
| - | 1,202,852 | 169,755 | 1,650 | 50 | - | 50 | - | - | - | - | - | - |
| - | 1,618,206 | 84,037 | 1,750 | 100 | - | 50 | - | - | - | - | - | - |
| 100 | 4,470,016 | 36,025 | 850 | 150 | - | - | - | - | 100 | - | - | - |
| - | 1,785,860 | 39,335 | 950 | 50 | - | - | - | - | - | - | - | - |
| 100 | 15,878,585 | 72,114 | 1,350 | 400 | 200 | - | 100 | - | 150 | - | - | - |
| - | 1,299,898 | - | - | - | - | 150 | 50 | - | - | - | - | - |
| - | 1,049,687 | 9,935 | 300 | 50 | - | - | - | - | - | - | - | - |
| - | 1,596,502 | 64,254 | 850 | 450 | - | 100 | - | - | - | - | - | - |
| - | 2,026,223 | 4,120 | 50 | 300 | - | 50 | - | - | - | - | - | - |
| - | 1,570,176 | 49,985 | 1,150 | 100 | - | - | 100 | - | - | - | - | - |
| - | 1,300,489 | 31,890 | 1,300 | 50 | 100 | 250 | - | - | - | - | - | - |
| - | 1,468,455 | 41,964 | 600 | 150 | - | 100 | - | - | - | - | - | - |

被保険者がいる世帯について、「特例対象被保険者数」及び「特例対象被保険者の所得総額」は特例対象の国保被保険者について集計している。

第12表－3 都道府県別、保険料(税)

| 都道府県別 | 医療給付費分 | | | | | | | | 後期高齢者支援金分 | |
|-------|------------|---------------------------|---------------|-----------|----------------|------------------|---------|-----------|---------------|---------------------------|
| | 保険料(税)調定額 | (再掲)所得不詳 保険料(税) 調定額 | 保険料(税) 軽減額 | 軽減 世帯数 | 賦課限度額 を超える額 | 賦課限度額を 越える世帯数 | 減免等による額 | 減免 世帯数 | 保険料(税) 調定額 | (再掲)所得不詳 保険料(税) 調定額 |
| | 千円 | 千円 | 千円 | | 千円 | | 千円 | | 千円 | 千円 |
| 全 国 | 24,187,381 | 390,379 | 3,496,281 | 160,600 | 2,712,400 | 6,400 | 118,920 | 6,400 | 7,566,478 | 126,550 |
| 北海道 | 605,157 | - | 116,733 | 5,300 | 66,101 | 100 | - | - | 185,316 | - |
| 青 森 | 263,324 | 28,416 | 69,492 | 2,500 | 691 | 100 | 2,693 | 150 | 83,968 | 8,540 |
| 岩 手 | 283,906 | - | 43,032 | 2,600 | - | - | - | - | 89,631 | - |
| 宮 城 | 544,013 | - | 58,086 | 3,300 | 4,011 | 100 | 7,355 | 800 | 160,251 | - |
| 秋 田 | 246,040 | - | 35,615 | 2,500 | 8,881 | 200 | - | - | 85,759 | - |
| 山 形 | 383,735 | 7,154 | 39,909 | 2,300 | 6,117 | 100 | - | - | 117,035 | 2,186 |
| 福 島 | 448,395 | - | 58,117 | 3,200 | 32,317 | 50 | 35,323 | 250 | 156,498 | - |
| 茨 城 | 642,586 | - | 67,973 | 4,350 | 13,476 | 100 | - | - | 192,445 | - |
| 栃 木 | 560,448 | - | 58,557 | 2,800 | 13,540 | 100 | - | - | 165,389 | - |
| 群 馬 | 388,404 | 1,643 | 101,747 | 3,750 | 487 | 150 | - | - | 109,620 | 483 |
| 埼 玉 | 1,519,771 | 107,174 | 74,596 | 5,450 | 44,607 | 300 | - | - | 428,881 | 32,385 |
| 千 葉 | 1,071,954 | 14,874 | 103,357 | 5,550 | 5,780 | 100 | - | - | 324,586 | 3,500 |
| 東 京 | 2,579,558 | 10,242 | 223,212 | 10,550 | 418,277 | 1,500 | - | - | 777,162 | 3,776 |
| 神奈川 | 1,334,101 | 14,215 | 162,171 | 6,750 | - | - | 15,012 | 500 | 437,906 | 3,990 |
| 新 潟 | 388,468 | 4,716 | 60,192 | 3,250 | - | - | 380 | 100 | 133,960 | 1,494 |
| 富 山 | 143,085 | - | 26,920 | 1,300 | - | - | - | - | 41,105 | - |
| 石 川 | 210,070 | - | 28,497 | 1,450 | - | - | - | - | 59,588 | - |
| 福 井 | 154,857 | - | 15,662 | 1,000 | - | - | - | - | 48,013 | - |
| 山 梨 | 213,774 | - | 16,685 | 950 | 10,489 | 100 | - | - | 63,888 | - |
| 長 野 | 520,733 | - | 76,258 | 4,050 | 422 | 50 | - | - | 189,447 | - |
| 岐 阜 | 389,139 | 31,115 | 70,377 | 3,000 | 234,796 | 200 | - | - | 125,511 | 11,186 |
| 静 岡 | 1,025,202 | 8,314 | 83,228 | 5,050 | 6,422 | 100 | - | - | 334,053 | 3,144 |
| 愛 知 | 1,393,327 | 13,964 | 160,326 | 6,750 | 32,137 | 550 | 11,775 | 1,750 | 450,298 | 4,432 |
| 三 重 | 416,670 | 65,370 | 53,117 | 2,400 | 10,464 | 50 | 2,696 | 400 | 156,469 | 22,768 |
| 滋 賀 | 269,692 | - | 32,073 | 1,600 | - | - | - | - | 87,171 | - |
| 京 都 | 495,616 | - | 50,398 | 2,600 | - | - | 5,150 | 100 | 158,112 | - |
| 大 阪 | 1,312,046 | 31,330 | 330,242 | 11,350 | 1,007,785 | 500 | 4,872 | 1,000 | 448,172 | 10,858 |
| 兵 庫 | 1,034,073 | 10,661 | 152,109 | 6,450 | 11,868 | 400 | 13,608 | 550 | 299,529 | 2,527 |
| 奈 良 | 267,390 | 3,960 | 29,588 | 1,350 | 32,452 | 200 | - | - | 79,185 | 1,080 |
| 和歌山 | 164,402 | - | 42,573 | 1,650 | - | - | - | - | 51,777 | - |
| 鳥 取 | 147,803 | - | 36,967 | 1,950 | - | - | - | - | 51,377 | - |
| 島 根 | 141,183 | - | 38,835 | 2,000 | 8,823 | 50 | - | - | 41,453 | - |
| 岡 山 | 356,312 | - | 71,723 | 3,850 | - | - | - | - | 114,731 | - |
| 広 島 | 376,648 | - | 104,270 | 3,900 | - | - | - | - | 105,770 | - |
| 山 口 | 205,129 | 7,320 | 51,604 | 1,850 | 7,901 | 200 | - | - | 63,084 | 2,040 |
| 徳 島 | 226,714 | - | 34,111 | 1,400 | 165 | 50 | - | - | 59,780 | - |
| 香 川 | 225,942 | - | 54,957 | 2,100 | 11,796 | 100 | - | - | 59,581 | - |
| 愛 媛 | 278,158 | - | 48,076 | 2,200 | 187,257 | 100 | 1,378 | 200 | 89,180 | - |
| 高 知 | 257,635 | - | 35,607 | 1,400 | 327 | 50 | - | - | 84,600 | - |
| 福 岡 | 1,080,189 | 9,472 | 200,749 | 8,600 | 519,077 | 550 | - | - | 371,280 | 3,326 |
| 佐 賀 | 222,039 | - | 38,585 | 1,600 | - | - | - | - | 55,663 | - |
| 長 崎 | 151,390 | - | 52,767 | 2,200 | 3,333 | 150 | - | - | 50,139 | - |
| 熊 本 | 315,124 | 18,741 | 87,448 | 3,550 | 135 | 50 | 18,679 | 600 | 98,152 | 8,236 |
| 大 分 | 297,823 | - | 57,882 | 2,250 | - | - | - | - | 81,986 | - |
| 宮 崎 | 206,877 | - | 44,371 | 1,900 | 12,465 | 50 | - | - | 64,060 | - |
| 鹿児島 | 218,680 | - | 61,078 | 2,950 | - | - | - | - | 74,242 | - |
| 沖 縄 | 209,803 | 1,700 | 36,414 | 1,800 | - | - | - | - | 60,678 | 600 |

賦課状況（市町村） ー退職世帯ー（続き）

| 後期高齢者支援金分 | | | | | 介護納付金分 | | | | | | |
|---------------|----------------|----------------------|---------|-----------|---------------|---------------------------|---------------|----------------|----------------------|---------|-----------|
| 保険料(税) 軽減額 | 賦課限度額を 超える額 | 賦課限度額 を越える 世帯数 | 減免等による額 | 減免 世帯数 | 保険料(税) 調定額 | (再掲)所得不詳 保険料(税) 調定額 | 保険料(税) 軽減額 | 賦課限度額を 超える額 | 賦課限度額 を越える 世帯数 | 減免等による額 | 減免 世帯数 |
| 千円 | 千円 | | 千円 | | 千円 | 千円 | 千円 | 千円 | | 千円 | |
| 1,099,189 | 860,556 | 5,450 | 39,268 | 6,000 | 7,100,230 | 113,892 | 1,210,668 | 756,806 | 3,950 | 35,353 | 5,750 |
| 36,285 | 28,086 | 50 | - | - | 175,289 | - | 34,374 | 18,406 | 50 | - | - |
| 22,296 | 210 | 100 | 761 | 150 | 73,899 | 8,378 | 23,291 | 355 | 100 | 791 | 150 |
| 13,839 | - | - | - | - | 90,439 | - | 18,557 | - | - | - | - |
| 16,733 | 2,151 | 100 | 2,607 | 800 | 178,584 | - | 21,980 | - | - | 1,549 | 800 |
| 13,916 | - | - | - | - | 79,991 | - | 15,531 | 790 | 100 | - | - |
| 11,699 | 1,814 | 100 | - | - | 131,276 | 1,771 | 15,926 | - | - | - | - |
| 19,839 | 10,507 | 50 | 12,689 | 250 | 136,071 | - | 22,371 | 6,827 | 50 | 12,634 | 250 |
| 20,388 | 7,602 | 100 | - | - | 189,800 | - | 26,817 | 2,078 | 100 | - | - |
| 18,671 | 5,353 | 200 | - | - | 151,410 | - | 16,821 | 4,890 | 100 | - | - |
| 26,151 | - | - | - | - | 99,350 | 742 | 32,580 | - | - | - | - |
| 26,781 | 2,216 | 300 | - | - | 382,482 | 25,867 | 31,244 | 1,609 | 200 | - | - |
| 29,546 | - | - | - | - | 283,091 | 3,700 | 34,247 | - | - | - | - |
| 66,890 | 104,605 | 1,100 | - | - | 670,199 | 3,801 | 81,923 | 101,049 | 900 | - | - |
| 54,601 | - | - | 5,268 | 500 | 441,063 | 4,729 | 54,443 | - | - | 4,981 | 500 |
| 19,890 | - | - | 170 | 100 | 136,988 | 2,564 | 22,597 | - | - | 145 | 100 |
| 7,996 | - | - | - | - | 46,051 | - | 9,136 | - | - | - | - |
| 7,256 | - | - | - | - | 68,630 | - | 9,307 | - | - | - | - |
| 4,232 | - | - | - | - | 41,830 | - | 5,690 | - | - | - | - |
| 4,926 | 3,950 | 50 | - | - | 55,767 | - | 6,139 | 5,144 | 100 | - | - |
| 26,265 | 422 | 100 | - | - | 192,571 | - | 31,149 | 424 | 50 | - | - |
| 21,679 | 100,013 | 200 | - | - | 122,414 | 10,042 | 23,572 | 76,285 | 150 | - | - |
| 31,112 | 1,407 | 300 | - | - | 290,457 | 3,174 | 34,801 | 499 | 100 | - | - |
| 49,244 | 12,837 | 650 | 4,070 | 1,750 | 430,321 | 4,103 | 54,702 | 13,769 | 650 | 4,235 | 1,650 |
| 19,734 | 2,974 | 50 | - | - | 127,926 | 19,523 | 19,376 | 38 | 100 | - | - |
| 9,907 | - | - | - | - | 85,547 | - | 11,324 | - | - | - | - |
| 15,487 | - | - | 1,670 | 100 | 162,664 | - | 17,705 | - | - | 1,020 | 100 |
| 111,303 | 306,803 | 400 | 2,167 | 1,000 | 435,886 | 12,709 | 117,856 | 281,940 | 300 | 1,830 | 850 |
| 45,268 | 2,976 | 400 | 4,168 | 550 | 298,147 | 3,807 | 48,086 | - | - | 4,376 | 550 |
| 8,661 | 789 | 100 | - | - | 85,760 | - | 9,592 | 1,608 | 100 | - | - |
| 14,115 | - | - | - | - | 51,181 | - | 13,563 | - | - | - | - |
| 13,684 | - | - | - | - | 55,079 | - | 13,894 | - | - | - | - |
| 10,802 | 1,052 | 50 | - | - | 44,138 | - | 14,249 | 1,787 | 50 | - | - |
| 23,430 | - | - | - | - | 97,405 | - | 21,323 | - | - | - | - |
| 31,803 | - | - | - | - | 115,343 | - | 33,100 | - | - | - | - |
| 14,332 | 332 | 100 | - | - | 62,146 | 1,537 | 14,435 | - | - | - | - |
| 8,498 | - | - | - | - | 66,689 | - | 12,462 | 251 | 50 | - | - |
| 13,259 | - | - | - | - | 48,211 | - | 14,658 | - | - | - | - |
| 13,893 | 46,690 | 100 | 461 | 200 | 66,999 | - | 15,418 | 34,302 | 100 | 386 | 200 |
| 11,159 | - | - | - | - | 70,430 | - | 10,117 | - | - | - | - |
| 70,674 | 209,738 | 600 | - | - | 318,005 | 2,978 | 73,132 | 202,558 | 550 | - | - |
| 10,017 | - | - | - | - | 51,253 | - | 11,069 | - | - | - | - |
| 16,187 | 1,026 | 150 | - | - | 49,104 | - | 17,808 | - | - | - | - |
| 25,180 | 225 | 50 | 5,238 | 600 | 83,197 | 3,867 | 25,658 | - | - | 3,406 | 600 |
| 16,524 | - | - | - | - | 77,525 | - | 20,400 | - | - | - | - |
| 13,741 | 6,780 | 50 | - | - | 60,859 | - | 15,089 | 2,200 | 50 | - | - |
| 20,662 | - | - | - | - | 70,368 | - | 21,099 | - | - | - | - |
| 10,643 | - | - | - | - | 48,399 | 600 | 12,061 | - | - | - | - |

第12表－4 都道府県別、保険料(税)

| 都道府県別 | 世帯数 | (再掲) 所得不詳 世帯数 | 被保険 者 数 | (再掲) 所得不詳 被保険者数 | 特例対象被保険者 | | | | 所得総額 | 年金収入額 | 分離譲渡 所得金額 |
|-------|------------|---------------------|------------|-----------------------|------------------------|-----------------------------|-------------------|-----------------------|----------------|----------------|---------------|
| | | | | | 特例対象 被保険者の いる世帯数 | 特例対象被保険 者のいる世帯の 被保険者数 | 特例対象 被保険 者数 | 特例対象 被保険者の 所得総額 | | | |
| | | | | | | | | 千円 | 千円 | 千円 | 千円 |
| 全 国 | 14,961,500 | 885,100 | 25,242,200 | 1,517,550 | 97,500 | 164,650 | 98,300 | 61,498,083 | 21,249,540,537 | 14,794,261,470 | 1,260,759,311 |
| 北海道 | 673,600 | 41,350 | 1,076,900 | 89,900 | 5,700 | 8,200 | 5,850 | 2,843,394 | 862,273,650 | 599,738,116 | 15,689,146 |
| 青 森 | 164,350 | 7,000 | 284,900 | 12,900 | 800 | 1,250 | 900 | 368,023 | 210,326,668 | 143,986,586 | 1,452,838 |
| 岩 手 | 140,050 | 5,000 | 234,300 | 6,900 | 1,200 | 2,050 | 1,200 | 718,911 | 163,986,562 | 150,190,542 | 3,531,813 |
| 宮 城 | 245,600 | 7,900 | 418,350 | 11,500 | 1,400 | 1,950 | 1,400 | 745,793 | 349,634,240 | 262,986,160 | 16,608,445 |
| 秋 田 | 110,750 | 1,950 | 190,000 | 2,600 | 250 | 450 | 250 | 43,230 | 125,506,149 | 119,242,609 | 465,083 |
| 山 形 | 105,600 | 3,050 | 191,400 | 5,850 | 350 | 650 | 350 | 170,021 | 146,473,900 | 135,394,407 | 6,309,929 |
| 福 島 | 210,000 | 8,650 | 372,950 | 16,200 | 1,050 | 2,050 | 1,050 | 439,050 | 296,985,429 | 216,750,924 | 12,990,907 |
| 茨 城 | 355,800 | 18,050 | 642,000 | 30,000 | 1,650 | 3,750 | 1,650 | 787,641 | 544,060,407 | 384,872,988 | 8,840,027 |
| 栃 木 | 235,250 | 10,800 | 426,400 | 21,450 | 1,850 | 4,050 | 1,850 | 1,874,599 | 365,957,362 | 248,126,043 | 20,240,151 |
| 群 馬 | 231,150 | 8,600 | 416,650 | 13,250 | 1,250 | 2,950 | 1,250 | 607,717 | 337,587,117 | 251,983,483 | 11,062,601 |
| 埼 玉 | 868,800 | 73,500 | 1,496,850 | 139,650 | 4,750 | 7,550 | 4,750 | 2,691,334 | 1,310,829,024 | 902,871,486 | 73,294,585 |
| 千 葉 | 750,450 | 53,600 | 1,274,250 | 94,450 | 5,950 | 10,550 | 5,950 | 4,984,059 | 1,145,220,245 | 794,137,108 | 63,278,070 |
| 東 京 | 1,798,850 | 180,350 | 2,756,800 | 231,650 | 20,500 | 30,200 | 20,500 | 15,154,354 | 3,190,278,760 | 1,254,256,698 | 327,841,281 |
| 神奈川 | 1,021,350 | 64,350 | 1,694,850 | 98,400 | 7,050 | 11,950 | 7,050 | 5,574,307 | 1,731,880,952 | 1,097,473,314 | 201,078,941 |
| 新 潟 | 232,050 | 7,800 | 405,350 | 18,000 | 550 | 900 | 550 | 196,902 | 302,792,207 | 305,681,674 | 7,530,968 |
| 富 山 | 97,500 | 3,350 | 168,950 | 6,250 | 250 | 400 | 250 | 84,554 | 138,489,563 | 138,454,497 | 3,057,436 |
| 石 川 | 115,050 | 2,750 | 194,950 | 3,700 | 450 | 900 | 450 | 169,631 | 150,935,858 | 146,267,118 | 2,805,433 |
| 福 井 | 72,050 | 2,200 | 124,250 | 4,000 | - | - | - | - | 105,280,209 | 84,290,154 | 3,436,452 |
| 山 梨 | 101,400 | 3,300 | 184,500 | 5,650 | 500 | 1,100 | 500 | 237,356 | 144,517,557 | 99,606,651 | 3,591,519 |
| 長 野 | 230,900 | 9,200 | 406,250 | 14,800 | 1,400 | 2,800 | 1,450 | 771,746 | 325,041,641 | 262,757,874 | 8,228,455 |
| 岐 阜 | 219,350 | 6,750 | 392,050 | 12,900 | 1,200 | 2,500 | 1,200 | 863,731 | 331,795,823 | 263,433,662 | 14,152,410 |
| 静 岡 | 419,700 | 14,150 | 722,350 | 26,950 | 3,600 | 6,900 | 3,600 | 2,159,172 | 711,998,732 | 500,299,150 | 24,019,024 |
| 愛 知 | 807,400 | 47,150 | 1,392,100 | 82,900 | 4,150 | 8,700 | 4,150 | 2,431,219 | 1,386,738,186 | 870,791,378 | 87,037,894 |
| 三 重 | 196,250 | 12,550 | 333,350 | 27,650 | 1,450 | 3,000 | 1,450 | 925,893 | 270,916,466 | 236,064,387 | 7,420,889 |
| 滋 賀 | 140,300 | 5,950 | 251,000 | 9,150 | 800 | 1,400 | 800 | 423,145 | 188,795,573 | 186,045,225 | 5,677,008 |
| 京 都 | 324,350 | 12,800 | 531,500 | 21,250 | 1,900 | 3,650 | 1,900 | 793,408 | 405,340,104 | 298,238,938 | 22,349,347 |
| 大 阪 | 1,128,500 | 99,900 | 1,874,850 | 200,900 | 7,200 | 11,900 | 7,600 | 3,789,365 | 1,273,542,321 | 858,497,339 | 57,194,102 |
| 兵 庫 | 629,350 | 38,900 | 1,080,400 | 80,800 | 4,750 | 7,300 | 4,750 | 3,480,501 | 837,135,030 | 698,635,605 | 62,585,678 |
| 奈 良 | 158,150 | 8,350 | 287,850 | 16,500 | 1,300 | 1,850 | 1,300 | 497,513 | 217,795,308 | 196,246,615 | 13,977,559 |
| 和歌山 | 128,200 | 3,950 | 228,650 | 6,750 | 800 | 1,750 | 800 | 443,008 | 147,909,461 | 124,600,459 | 5,682,914 |
| 鳥 取 | 63,300 | 2,150 | 107,150 | 3,600 | 250 | 300 | 250 | 84,247 | 69,819,472 | 72,510,886 | 966,349 |
| 島 根 | 66,550 | 1,350 | 109,050 | 2,650 | 400 | 700 | 400 | 161,333 | 78,172,641 | 82,465,619 | 1,206,633 |
| 岡 山 | 208,150 | 7,200 | 353,100 | 11,250 | 500 | 1,150 | 500 | 197,840 | 256,673,506 | 242,887,406 | 10,617,210 |
| 広 島 | 303,850 | 23,950 | 505,950 | 51,900 | 1,600 | 2,200 | 1,600 | 901,182 | 352,904,822 | 341,456,078 | 8,108,532 |
| 山 口 | 161,200 | 4,700 | 263,850 | 6,250 | 950 | 1,250 | 950 | 472,076 | 185,663,328 | 193,985,293 | 5,108,187 |
| 徳 島 | 84,350 | 4,300 | 140,700 | 6,950 | 250 | 450 | 250 | 214,164 | 81,132,276 | 88,381,948 | 6,854,495 |
| 香 川 | 108,450 | 3,750 | 183,650 | 6,000 | 150 | 200 | 150 | 49,827 | 135,257,375 | 126,657,191 | 6,359,447 |
| 愛 媛 | 172,650 | 6,700 | 289,100 | 13,350 | 850 | 1,450 | 950 | 543,758 | 177,523,489 | 171,056,122 | 9,128,533 |
| 高 知 | 95,500 | 2,500 | 157,900 | 3,450 | 550 | 700 | 550 | 301,677 | 102,918,136 | 88,641,885 | 130,661 |
| 福 岡 | 614,600 | 19,800 | 1,029,900 | 31,000 | 1,800 | 2,700 | 1,800 | 1,192,975 | 752,554,519 | 532,568,880 | 39,712,735 |
| 佐 賀 | 84,150 | 1,400 | 151,100 | 2,350 | 400 | 850 | 400 | 219,523 | 125,668,913 | 91,306,658 | 9,166,743 |
| 長 崎 | 174,950 | 5,600 | 294,000 | 8,600 | 300 | 600 | 300 | 97,231 | 190,149,257 | 159,591,699 | 6,278,564 |
| 熊 本 | 214,400 | 8,450 | 387,300 | 13,100 | 1,400 | 2,450 | 1,400 | 653,409 | 271,475,574 | 200,421,780 | 11,798,372 |
| 大 分 | 135,600 | 4,250 | 228,650 | 6,200 | 1,400 | 2,050 | 1,400 | 506,005 | 141,033,056 | 144,563,034 | 4,720,664 |
| 宮 崎 | 146,050 | 5,150 | 252,050 | 7,500 | 800 | 1,400 | 800 | 388,191 | 161,904,853 | 123,712,508 | 4,790,695 |
| 鹿 児 島 | 210,250 | 5,850 | 358,500 | 7,600 | 700 | 950 | 700 | 473,142 | 247,407,568 | 197,803,870 | 25,083,738 |
| 沖 縄 | 205,400 | 14,800 | 375,300 | 22,950 | 1,150 | 2,600 | 1,150 | 771,927 | 199,257,247 | 104,329,424 | 19,296,851 |

注) 1. 特例対象被保険者の所得は30/100軽減後の額を集計している。
 2. 「特例対象被保険者」のうち、「特例対象被保険者のいる世帯数」及び「特例対象被保険者のいる世帯の被保険者数」は特例対象の国保

賦課状況（市町村） — 全世界帯 — < 擬制世帯を除く >

| 分離譲渡所得のある世帯数 | 旧ただし書方式による課税標準額 | 固定資産税額 | 固定資産税のある世帯数 | 短期被保険者証等交付世帯数 | | 保険料（税）賦課経過措置適用世帯数 | | | | | | |
|--------------|-----------------|-------------|-------------|---------------|---------|-------------------|---------|------------|--------------------|-----------------------|-------------------|-----|
| | | | | 短期被保険者証 | 資格証明書 | 旧国保被保険者合算軽減のみ | 平等割半額のみ | 平等割1/4軽減のみ | 旧国保被保険者合算軽減かつ平等割半額 | 旧国保被保険者合算軽減かつ平等割1/4軽減 | 被扶養者であった者に対する緩和措置 | その他 |
| 170,650 | 17,146,594,859 | 222,660,039 | 2,384,500 | 789,200 | 155,150 | 156,500 | 49,150 | 10,850 | 67,800 | 16,400 | 500 | - |
| 3,450 | 695,268,414 | 5,712,018 | 76,750 | 23,300 | 10,150 | 3,500 | 3,400 | 400 | 5,200 | 600 | 50 | - |
| 1,000 | 164,525,126 | 3,025,299 | 44,600 | 10,950 | 1,550 | 3,700 | 1,150 | 200 | 1,350 | 500 | - | - |
| 1,300 | 125,499,480 | 3,835,121 | 49,400 | 4,150 | 300 | 3,800 | 650 | 400 | 1,100 | 500 | - | - |
| 3,250 | 280,590,536 | 5,964,309 | 72,000 | 6,600 | 350 | 3,500 | 1,400 | 150 | 1,300 | 450 | - | - |
| 500 | 94,507,965 | 661,621 | 8,150 | 5,950 | 2,000 | 2,750 | 200 | - | 500 | 250 | - | - |
| 1,200 | 111,463,220 | 5,060,410 | 64,800 | 5,850 | 250 | 3,250 | 1,000 | 100 | 1,200 | 150 | - | - |
| 2,200 | 235,903,812 | 2,187,305 | 29,650 | 8,500 | 2,900 | 3,300 | 800 | 450 | 1,400 | 750 | - | - |
| 2,000 | 437,230,634 | 8,394,021 | 101,200 | 25,750 | 3,350 | 4,800 | 1,650 | 950 | 2,900 | 700 | 50 | - |
| 2,300 | 293,439,249 | 9,663,988 | 103,150 | 8,750 | 4,000 | 5,450 | 900 | 550 | 1,550 | 450 | - | - |
| 2,800 | 267,380,539 | 9,554,464 | 91,300 | 13,200 | 3,450 | 1,900 | 850 | - | 1,550 | 500 | - | - |
| 11,700 | 1,069,860,463 | 28,598,177 | 248,900 | 26,500 | 1,800 | 7,150 | 1,500 | 300 | 2,000 | 250 | - | - |
| 9,300 | 934,480,502 | 5,541,855 | 56,000 | 58,850 | 11,600 | 4,950 | 2,200 | 650 | 3,900 | 1,000 | - | - |
| 26,350 | 2,731,341,166 | 3,410,724 | 26,500 | 104,900 | 20,950 | 11,850 | 1,000 | - | 800 | - | - | - |
| 16,250 | 1,450,568,144 | 2,647,323 | 23,100 | 65,150 | 8,050 | 9,550 | 2,250 | 300 | 1,950 | 800 | 100 | - |
| 1,150 | 232,222,820 | 924,695 | 12,400 | 6,900 | 1,700 | 2,800 | 950 | 200 | 1,700 | 600 | 100 | - |
| 750 | 106,707,802 | 92,252 | 1,650 | 3,700 | 1,650 | 1,200 | 300 | 150 | 250 | 150 | 150 | - |
| 550 | 115,567,390 | 3,120,192 | 40,600 | 4,350 | 700 | 1,350 | 350 | 700 | 650 | 150 | - | - |
| 1,550 | 81,707,657 | 4,744,287 | 50,300 | 4,550 | 1,050 | 1,100 | 100 | 150 | 100 | 100 | - | - |
| 1,700 | 113,248,273 | 2,919,581 | 34,000 | 3,550 | 600 | 1,200 | 300 | 150 | 500 | 50 | - | - |
| 2,950 | 254,765,485 | 9,895,854 | 109,600 | 10,400 | 300 | 2,650 | 600 | 350 | 1,500 | 500 | 50 | - |
| 2,750 | 262,272,895 | 9,596,942 | 98,100 | 9,300 | 1,000 | 3,400 | 600 | 250 | 900 | 500 | - | - |
| 5,150 | 581,331,866 | 17,349,475 | 147,450 | 22,250 | 3,950 | 4,200 | 1,950 | 450 | 2,250 | 750 | - | - |
| 11,450 | 1,144,503,382 | 19,526,620 | 144,800 | 30,800 | 4,200 | 5,800 | 2,100 | 600 | 3,850 | 450 | - | - |
| 1,050 | 215,453,043 | 3,787,635 | 48,600 | 7,050 | 5,050 | 2,850 | 800 | 350 | 1,400 | 100 | - | - |
| 1,250 | 145,611,227 | 409,583 | 4,100 | 8,200 | 1,100 | 4,100 | 1,000 | 200 | 500 | 100 | - | - |
| 1,000 | 323,556,666 | 1,258,924 | 18,150 | 11,900 | 700 | 1,350 | 1,650 | 400 | 200 | 250 | - | - |
| 11,350 | 1,007,275,747 | 2,636 | 100 | 59,350 | 14,100 | 6,100 | 3,200 | 200 | 6,000 | 950 | - | - |
| 8,850 | 667,737,211 | 7,091,256 | 68,550 | 30,950 | 7,200 | 4,000 | 2,950 | 500 | 3,100 | 450 | - | - |
| 2,450 | 174,298,431 | 1,696,258 | 17,550 | 7,400 | 200 | 2,500 | 1,250 | 50 | 650 | - | - | - |
| 900 | 112,306,618 | 4,087,308 | 52,200 | 6,750 | 1,250 | 1,550 | 400 | 50 | 600 | 200 | - | - |
| 450 | 51,830,640 | 3,014,280 | 36,650 | 2,950 | 600 | 950 | - | 150 | 500 | 250 | - | - |
| 350 | 58,866,642 | 37,980 | 600 | 1,750 | 750 | 650 | 150 | - | 250 | 150 | - | - |
| 2,500 | 198,302,065 | 608,235 | 7,800 | 7,550 | 3,050 | 5,050 | 800 | 200 | 1,350 | 550 | - | - |
| 4,050 | 272,472,123 | 4,213,666 | 50,750 | 27,750 | 2,350 | 2,400 | 1,350 | 100 | 3,350 | 250 | - | - |
| 2,350 | 141,406,412 | 674,542 | 9,500 | 8,750 | 3,500 | 1,350 | 400 | - | 800 | 200 | - | - |
| 750 | 60,953,291 | 4,090,061 | 51,300 | 5,400 | 1,650 | 1,600 | 50 | 50 | 400 | 250 | - | - |
| 1,600 | 104,470,665 | 6,042,740 | 67,000 | 7,800 | 850 | 1,100 | 350 | 150 | 900 | - | - | - |
| 1,500 | 133,519,892 | 3,656,388 | 49,400 | 8,200 | 3,450 | 1,950 | 750 | 150 | 550 | 300 | - | - |
| 100 | 77,605,704 | 2,259,573 | 32,300 | 5,150 | 1,600 | 1,400 | 400 | 150 | 250 | 100 | - | - |
| 7,400 | 592,745,860 | 3,429,124 | 47,300 | 45,500 | 12,500 | 4,550 | 3,400 | 250 | 2,600 | 700 | - | - |
| 1,000 | 100,385,252 | 68,495 | 1,250 | 3,700 | 500 | 1,150 | 200 | 200 | 650 | 250 | - | - |
| 1,650 | 143,138,670 | 1,757,843 | 24,000 | 13,050 | 1,400 | 3,100 | 450 | - | 1,000 | 50 | - | - |
| 1,800 | 210,216,763 | 1,201,165 | 18,300 | 15,100 | 1,000 | 4,950 | 1,100 | 100 | 1,100 | 500 | - | - |
| 900 | 105,047,567 | 219,933 | 3,650 | 6,200 | 2,200 | 3,400 | 250 | - | 900 | 150 | - | - |
| 1,100 | 122,954,587 | 3,352,165 | 48,350 | 9,350 | 1,400 | 1,700 | 550 | - | 250 | 150 | - | - |
| 2,450 | 191,914,964 | 4,222,597 | 63,900 | 14,700 | 2,400 | 3,950 | 1,050 | 50 | 1,250 | 200 | - | - |
| 2,250 | 150,137,998 | 3,051,123 | 28,800 | 10,500 | 500 | 1,650 | 450 | 100 | 850 | 150 | - | - |

被保険者がいる世帯について、「特例対象被保険者数」及び「特例対象被保険者の所得総額」は特例対象の国保被保険者について集計している。

第12表－4 都道府県別、保険料(税)

| 都道府県別 | 医療給付費分 | | | | | | | | 後期高齢者支援金分 | |
|-------|---------------|---------------------------|---------------|-----------|----------------|------------------|------------|-----------|-------------|---------------------------|
| | 保険料(税)調定額 | (再掲)所得不詳 保険料(税) 調定額 | 保険料(税) 軽減額 | 軽減 世帯数 | 賦課限度額 を超える額 | 賦課限度額を 越える世帯数 | 減免等による額 | 減免 世帯数 | 保険料(税)調定額 | (再掲)所得不詳 保険料(税) 調定額 |
| | 千円 | 千円 | 千円 | | 千円 | | 千円 | | 千円 | 千円 |
| 全 国 | 1,728,178,663 | 75,282,937 | 271,862,698 | 8,572,500 | 219,757,899 | 397,100 | 11,272,010 | 483,000 | 541,381,476 | 23,746,307 |
| 北海道 | 74,193,212 | 4,726,858 | 14,570,841 | 445,150 | 13,291,531 | 25,900 | 42,490 | 3,350 | 23,423,338 | 1,548,756 |
| 青 森 | 19,739,786 | 648,338 | 3,622,104 | 104,000 | 3,157,304 | 5,900 | 7,590 | 300 | 6,090,288 | 203,248 |
| 岩 手 | 13,876,268 | 384,306 | 2,609,281 | 90,500 | 633,781 | 2,150 | 1,180 | 100 | 4,484,498 | 119,973 |
| 宮 城 | 28,984,059 | 578,300 | 5,061,207 | 150,650 | 3,764,382 | 6,250 | 309,649 | 23,300 | 9,076,574 | 182,415 |
| 秋 田 | 11,794,628 | 115,948 | 2,503,685 | 76,000 | 902,374 | 2,550 | 45,796 | 1,250 | 3,674,426 | 33,265 |
| 山 形 | 14,644,554 | 317,056 | 2,265,978 | 63,500 | 1,173,872 | 3,800 | 50 | 100 | 4,548,782 | 99,399 |
| 福 島 | 21,921,786 | 598,065 | 3,915,209 | 126,400 | 2,320,431 | 4,950 | 1,740,384 | 16,150 | 7,732,563 | 210,109 |
| 茨 城 | 43,712,939 | 1,449,153 | 5,776,417 | 193,500 | 3,637,520 | 10,700 | 475 | 50 | 13,220,241 | 430,824 |
| 栃 木 | 30,698,243 | 1,201,961 | 4,402,921 | 131,100 | 3,723,971 | 7,150 | 4,940 | 150 | 9,827,873 | 372,968 |
| 群 馬 | 29,475,853 | 622,613 | 4,422,142 | 129,700 | 2,308,559 | 6,500 | 695 | 50 | 8,150,854 | 168,602 |
| 埼 玉 | 102,428,999 | 7,043,461 | 8,721,557 | 429,350 | 12,066,746 | 22,150 | 160 | 100 | 29,908,800 | 2,215,273 |
| 千 葉 | 89,350,919 | 5,044,655 | 10,608,685 | 377,800 | 8,983,654 | 15,800 | 148,190 | 25,600 | 26,953,532 | 1,487,275 |
| 東 京 | 215,737,675 | 9,521,905 | 23,236,931 | 843,000 | 43,956,145 | 62,600 | 111,804 | 1,100 | 63,851,499 | 2,845,642 |
| 神奈川 | 118,046,823 | 4,106,824 | 14,203,486 | 514,750 | 15,755,315 | 26,100 | 1,176,983 | 40,650 | 39,409,130 | 1,371,144 |
| 新 潟 | 25,583,976 | 938,609 | 4,502,489 | 143,900 | 2,586,677 | 5,350 | 59,013 | 3,750 | 8,681,480 | 319,074 |
| 富 山 | 11,515,133 | 309,983 | 1,797,397 | 56,500 | 748,633 | 2,350 | 3,618 | 150 | 3,392,535 | 90,623 |
| 石 川 | 14,661,371 | 213,350 | 2,461,868 | 67,950 | 701,220 | 2,150 | 6,893 | 100 | 4,108,794 | 62,787 |
| 福 井 | 9,222,144 | 222,997 | 1,340,511 | 39,200 | 379,760 | 1,650 | 458 | 50 | 2,862,323 | 64,909 |
| 山 梨 | 13,249,676 | 355,891 | 2,085,970 | 58,800 | 993,265 | 3,000 | 991 | 150 | 3,932,735 | 104,356 |
| 長 野 | 26,106,066 | 614,610 | 3,792,789 | 136,000 | 2,471,163 | 5,200 | 32,519 | 3,100 | 9,195,327 | 212,917 |
| 岐 阜 | 29,867,822 | 796,570 | 4,241,859 | 120,400 | 1,891,689 | 5,300 | 6,442 | 250 | 9,058,061 | 248,636 |
| 静 岡 | 52,246,057 | 1,331,112 | 6,959,432 | 225,150 | 6,310,073 | 10,800 | 25,334 | 4,000 | 17,383,083 | 426,075 |
| 愛 知 | 98,872,728 | 4,398,696 | 12,890,556 | 401,850 | 11,101,694 | 21,550 | 1,291,240 | 133,500 | 32,038,041 | 1,420,742 |
| 三 重 | 22,628,854 | 1,653,411 | 3,746,726 | 113,050 | 1,825,202 | 3,900 | 110,397 | 14,100 | 8,170,122 | 596,511 |
| 滋 賀 | 16,746,354 | 391,926 | 2,664,560 | 78,450 | 600,942 | 2,300 | 8,421 | 150 | 5,465,620 | 123,650 |
| 京 都 | 33,302,964 | 1,090,186 | 6,779,807 | 206,300 | 6,552,037 | 5,850 | 512,529 | 8,900 | 10,623,275 | 323,283 |
| 大 阪 | 120,817,066 | 10,461,413 | 25,841,027 | 701,950 | 16,709,354 | 26,200 | 3,408,263 | 74,550 | 41,627,979 | 3,610,512 |
| 兵 庫 | 77,455,276 | 4,435,792 | 13,310,298 | 376,750 | 11,946,918 | 20,300 | 1,008,142 | 43,500 | 22,970,027 | 1,297,243 |
| 奈 良 | 19,883,214 | 835,124 | 3,389,410 | 97,150 | 2,165,562 | 4,650 | 720 | 100 | 5,547,138 | 247,225 |
| 和歌山 | 14,887,276 | 411,681 | 2,973,963 | 84,450 | 1,003,104 | 3,200 | - | - | 4,532,953 | 122,545 |
| 鳥 取 | 6,688,864 | 153,344 | 1,288,694 | 40,850 | 235,539 | 800 | 3,670 | 100 | 2,260,294 | 50,300 |
| 島 根 | 7,803,516 | 164,673 | 1,582,328 | 43,400 | 399,058 | 1,450 | 11,950 | 200 | 2,166,196 | 49,667 |
| 岡 山 | 22,320,274 | 539,994 | 4,425,195 | 133,450 | 1,556,303 | 3,850 | 22,010 | 500 | 7,596,227 | 182,500 |
| 広 島 | 34,296,279 | 3,109,437 | 6,101,021 | 182,500 | 2,201,554 | 7,750 | 59,474 | 20,200 | 10,445,660 | 951,614 |
| 山 口 | 18,957,053 | 324,003 | 3,582,504 | 102,900 | 1,364,437 | 4,000 | 2,290 | 100 | 5,647,467 | 93,087 |
| 徳 島 | 9,104,075 | 357,650 | 2,175,430 | 58,400 | 744,737 | 1,750 | - | - | 2,546,007 | 95,814 |
| 香 川 | 12,941,265 | 347,256 | 2,495,698 | 68,700 | 960,797 | 2,500 | 734 | 50 | 3,304,721 | 88,643 |
| 愛 媛 | 17,631,082 | 707,015 | 4,020,836 | 120,550 | 1,558,480 | 3,850 | 215,283 | 36,700 | 5,614,468 | 202,305 |
| 高 知 | 9,826,639 | 142,586 | 2,132,804 | 65,600 | 725,619 | 2,150 | 1,650 | 150 | 3,205,459 | 45,875 |
| 福 岡 | 62,996,472 | 1,484,181 | 13,160,574 | 396,600 | 9,607,664 | 13,500 | 173,894 | 5,750 | 21,135,466 | 469,415 |
| 佐 賀 | 11,374,754 | 206,462 | 2,169,777 | 54,100 | 3,266,716 | 4,050 | - | - | 3,048,527 | 56,883 |
| 長 崎 | 18,556,471 | 368,562 | 3,933,226 | 113,950 | 1,752,956 | 3,450 | - | - | 5,994,850 | 123,293 |
| 熊 本 | 25,211,431 | 704,125 | 4,939,909 | 136,250 | 3,524,680 | 7,450 | 695,283 | 20,100 | 7,716,941 | 211,196 |
| 大 分 | 14,938,013 | 269,565 | 3,221,268 | 90,900 | 838,845 | 2,050 | 4,520 | 100 | 4,158,994 | 72,306 |
| 宮 崎 | 15,772,982 | 355,044 | 3,626,864 | 100,300 | 2,295,286 | 3,950 | - | - | 4,730,200 | 95,933 |
| 鹿児島 | 20,851,965 | 360,300 | 4,270,363 | 141,200 | 3,089,615 | 5,050 | 15,050 | 400 | 6,871,458 | 120,802 |
| 沖 縄 | 17,255,806 | 867,950 | 4,037,105 | 139,600 | 1,972,738 | 3,250 | 840 | 50 | 4,996,649 | 276,698 |

賦課状況（市町村） — 全世界帯 — < 擬制世帯を除く >（続き）

| 後期高齢者支援金分 | | | | | 介護納付金分 | | | | | | |
|---------------|----------------|----------------------|-------------|-----------|---------------|---------------------------|---------------|----------------|----------------------|-------------|-----------|
| 保険料(税) 軽減額 | 賦課限度額を 超える額 | 賦課限度額 を越える 世帯数 | 減免等による 額 | 減免 世帯数 | 保険料(税) 調定額 | (再掲)所得不詳 保険料(税) 調定額 | 保険料(税) 軽減額 | 賦課限度額を 超える額 | 賦課限度額 を越える 世帯数 | 減免等による 額 | 減免 世帯数 |
| 千円 | 千円 | | 千円 | | 千円 | 千円 | 千円 | 千円 | | 千円 | |
| 85,154,621 | 59,765,792 | 321,250 | 3,637,109 | 425,700 | 198,325,039 | 12,496,518 | 30,582,583 | 25,310,242 | 160,100 | 1,418,200 | 178,600 |
| 4,544,229 | 3,538,112 | 22,300 | 12,243 | 2,250 | 8,899,799 | 830,388 | 1,617,412 | 1,015,123 | 10,800 | 4,337 | 900 |
| 1,119,039 | 798,986 | 4,000 | 2,194 | 300 | 2,604,030 | 128,360 | 431,220 | 593,962 | 2,250 | 791 | 150 |
| 833,653 | 196,042 | 1,750 | - | - | 1,756,561 | 69,013 | 315,239 | 61,012 | 950 | - | - |
| 1,572,952 | 1,026,654 | 4,750 | 108,793 | 23,300 | 3,452,269 | 115,136 | 601,128 | 478,262 | 2,450 | 30,237 | 8,050 |
| 758,960 | 236,234 | 1,800 | 14,352 | 1,250 | 1,466,101 | 19,302 | 271,702 | 178,910 | 1,150 | 7,093 | 1,050 |
| 684,000 | 274,614 | 2,500 | - | - | 1,612,414 | 47,845 | 254,303 | 59,845 | 1,100 | - | - |
| 1,323,381 | 791,365 | 5,100 | 615,979 | 16,150 | 2,903,235 | 121,078 | 460,940 | 362,282 | 1,900 | 270,927 | 8,550 |
| 1,743,493 | 825,301 | 7,350 | 235 | 50 | 4,988,181 | 214,109 | 646,695 | 367,216 | 3,150 | - | - |
| 1,391,661 | 1,325,400 | 7,700 | 1,275 | 150 | 3,760,123 | 193,337 | 485,738 | 405,742 | 3,500 | - | - |
| 1,211,327 | 389,254 | 3,550 | 170 | 50 | 2,974,284 | 83,590 | 423,820 | 124,401 | 1,350 | - | - |
| 3,008,936 | 2,394,098 | 17,850 | 110 | 100 | 9,728,196 | 1,064,884 | 984,057 | 547,990 | 7,450 | 110 | 100 |
| 2,894,748 | 2,431,602 | 12,650 | 49,016 | 25,600 | 9,825,745 | 837,589 | 1,163,666 | 490,565 | 4,700 | 29,109 | 12,000 |
| 7,105,744 | 10,525,001 | 40,400 | 12,945 | 1,100 | 25,291,000 | 1,628,559 | 2,985,340 | 4,411,390 | 18,600 | 820 | 100 |
| 4,701,004 | 4,755,538 | 24,850 | 387,792 | 40,600 | 14,391,927 | 631,153 | 1,755,639 | 2,365,718 | 12,650 | 183,659 | 25,650 |
| 1,478,956 | 854,693 | 5,150 | 20,058 | 3,750 | 2,827,781 | 157,679 | 440,979 | 337,764 | 2,250 | 12,263 | 1,700 |
| 536,380 | 150,745 | 1,750 | 1,098 | 150 | 1,109,347 | 49,181 | 149,545 | 67,895 | 1,100 | - | - |
| 758,808 | 145,576 | 1,400 | 1,561 | 100 | 1,440,593 | 16,943 | 220,283 | 100,076 | 800 | - | - |
| 339,235 | 147,412 | 1,500 | 145 | 50 | 1,057,906 | 44,543 | 123,845 | 30,577 | 400 | 198 | 50 |
| 631,154 | 233,647 | 1,900 | 365 | 150 | 1,570,083 | 63,220 | 201,127 | 121,632 | 900 | - | - |
| 1,328,762 | 887,313 | 4,900 | 11,216 | 3,100 | 3,347,610 | 118,917 | 463,604 | 384,947 | 2,700 | 2,200 | 700 |
| 1,265,629 | 572,285 | 4,200 | 1,912 | 250 | 3,055,021 | 143,936 | 382,669 | 217,851 | 1,550 | - | - |
| 2,566,424 | 2,019,962 | 9,300 | 10,013 | 4,000 | 5,765,248 | 246,545 | 752,481 | 289,665 | 2,900 | 4,459 | 2,000 |
| 4,002,017 | 3,472,715 | 20,050 | 385,298 | 96,300 | 11,910,591 | 758,917 | 1,422,944 | 1,481,200 | 9,850 | 112,833 | 35,850 |
| 1,317,148 | 792,374 | 4,050 | 180 | 100 | 2,817,401 | 284,979 | 448,223 | 314,233 | 3,100 | - | - |
| 846,117 | 166,371 | 1,850 | 2,674 | 150 | 1,759,893 | 51,087 | 307,431 | 46,891 | 850 | 2,234 | 150 |
| 2,149,485 | 1,924,391 | 5,100 | 158,207 | 8,900 | 3,825,699 | 143,383 | 689,108 | 783,945 | 3,600 | 70,098 | 4,100 |
| 8,810,631 | 5,835,129 | 25,700 | 1,168,444 | 69,900 | 15,321,508 | 1,840,422 | 3,305,123 | 2,964,289 | 14,650 | 422,616 | 24,650 |
| 3,871,913 | 2,731,788 | 14,850 | 300,260 | 43,500 | 8,863,552 | 793,208 | 1,512,064 | 1,811,490 | 9,300 | 123,357 | 18,250 |
| 965,912 | 403,084 | 2,800 | 225 | 100 | 2,024,902 | 139,885 | 389,527 | 112,473 | 1,900 | - | - |
| 917,110 | 228,580 | 2,150 | - | - | 1,830,456 | 77,486 | 351,067 | 137,031 | 1,100 | - | - |
| 427,968 | 85,800 | 950 | 1,020 | 100 | 823,276 | 27,551 | 152,355 | 36,066 | 700 | - | - |
| 435,901 | 55,744 | 850 | 2,536 | 200 | 879,042 | 36,575 | 156,501 | 53,706 | 800 | 3,241 | 100 |
| 1,459,936 | 546,544 | 3,700 | 7,915 | 500 | 2,247,488 | 74,217 | 404,374 | 344,175 | 2,000 | 6,144 | 500 |
| 1,845,988 | 502,144 | 5,600 | 17,569 | 20,200 | 3,564,021 | 440,419 | 614,269 | 224,305 | 3,050 | 4,555 | 6,000 |
| 1,046,446 | 295,453 | 3,050 | 660 | 100 | 1,891,120 | 58,996 | 309,859 | 108,715 | 1,900 | - | - |
| 586,860 | 163,484 | 1,050 | - | - | 848,546 | 61,420 | 235,096 | 40,904 | 600 | - | - |
| 611,400 | 156,442 | 1,300 | 201 | 50 | 1,097,052 | 56,539 | 216,929 | 108,952 | 600 | 222 | 50 |
| 1,228,342 | 454,086 | 3,450 | 71,741 | 36,700 | 1,887,139 | 114,653 | 358,098 | 231,428 | 1,700 | 19,130 | 14,600 |
| 651,682 | 253,159 | 1,600 | 490 | 150 | 1,146,361 | 24,302 | 235,762 | 139,781 | 1,000 | - | - |
| 4,408,411 | 3,043,318 | 12,850 | 60,971 | 5,750 | 7,400,322 | 209,385 | 1,528,937 | 1,082,406 | 6,600 | 27,240 | 3,200 |
| 546,919 | 653,989 | 2,700 | - | - | 1,401,084 | 26,830 | 199,893 | 399,974 | 2,250 | - | - |
| 1,288,995 | 432,382 | 3,350 | - | - | 2,256,642 | 61,487 | 453,059 | 166,038 | 1,550 | - | - |
| 1,433,003 | 889,475 | 5,700 | 199,839 | 20,100 | 2,913,817 | 112,739 | 506,615 | 467,120 | 2,600 | 77,227 | 10,050 |
| 884,540 | 144,893 | 1,200 | 1,400 | 100 | 1,467,227 | 37,425 | 300,463 | 16,779 | 400 | - | - |
| 1,038,427 | 587,730 | 4,000 | - | - | 2,033,633 | 48,921 | 381,405 | 271,211 | 2,100 | - | - |
| 1,400,073 | 983,255 | 4,750 | 5,760 | 300 | 2,284,444 | 64,734 | 452,913 | 686,125 | 1,850 | 3,100 | 100 |
| 1,180,926 | 443,629 | 1,950 | 250 | 50 | 2,002,369 | 125,653 | 519,147 | 268,183 | 1,450 | - | - |

第12表－5 都道府県別、保険料(税)

| 都道府県別 | 世帯数 | (再掲) 所得不詳 世帯数 | 被保険 者 数 | (再掲) 所得不詳 被保険者数 | 特例対象被保険者 | | | | 所得総額 | 年金収入額 | 分離譲渡 所得金額 |
|-------|------------|---------------------|------------|-----------------------|------------------------|-----------------------------|-------------------|-----------------------|----------------|----------------|---------------|
| | | | | | 特例対象 被保険者の いる世帯数 | 特例対象被保険 者のいる世帯の 被保険者数 | 特例対象 被保険 者数 | 特例対象 被保険者の 所得総額 | | | |
| | | | | | | | | 千円 | 千円 | 千円 | 千円 |
| 全 国 | 14,799,700 | 884,150 | 24,900,200 | 1,512,250 | 97,250 | 163,900 | 98,000 | 61,356,569 | 20,963,998,547 | 14,514,555,691 | 1,247,002,139 |
| 北海道 | 668,000 | 41,350 | 1,067,550 | 89,900 | 5,700 | 8,200 | 5,850 | 2,843,394 | 855,741,475 | 591,528,530 | 15,610,465 |
| 青 森 | 162,150 | 7,000 | 280,800 | 12,750 | 800 | 1,250 | 900 | 368,023 | 208,272,819 | 140,738,571 | 1,452,838 |
| 岩 手 | 138,300 | 5,000 | 229,250 | 6,900 | 1,200 | 2,050 | 1,200 | 718,911 | 160,847,805 | 147,110,759 | 3,531,813 |
| 宮 城 | 242,650 | 7,900 | 411,150 | 11,500 | 1,400 | 1,950 | 1,400 | 745,793 | 343,880,961 | 257,313,554 | 16,608,445 |
| 秋 田 | 109,200 | 1,950 | 185,800 | 2,600 | 250 | 450 | 250 | 43,230 | 122,879,962 | 116,008,552 | 465,083 |
| 山 形 | 104,100 | 3,000 | 186,800 | 5,700 | 350 | 650 | 350 | 170,021 | 143,118,947 | 130,882,371 | 6,308,255 |
| 福 島 | 207,400 | 8,650 | 366,850 | 16,200 | 1,050 | 2,050 | 1,050 | 439,050 | 291,234,326 | 211,800,436 | 12,894,345 |
| 茨 城 | 351,650 | 18,050 | 633,000 | 30,000 | 1,650 | 3,750 | 1,650 | 787,641 | 536,497,705 | 376,926,525 | 8,677,613 |
| 栃 木 | 232,350 | 10,800 | 419,600 | 21,450 | 1,800 | 4,000 | 1,800 | 1,833,638 | 359,561,425 | 241,098,447 | 19,456,201 |
| 群 馬 | 227,600 | 8,600 | 409,900 | 13,200 | 1,250 | 2,950 | 1,250 | 607,717 | 333,715,353 | 246,945,530 | 11,001,726 |
| 埼 玉 | 860,900 | 73,250 | 1,479,000 | 137,750 | 4,750 | 7,550 | 4,750 | 2,691,334 | 1,292,686,516 | 887,766,872 | 72,654,716 |
| 千 葉 | 743,600 | 53,500 | 1,260,800 | 94,250 | 5,950 | 10,550 | 5,950 | 4,984,059 | 1,133,320,358 | 782,469,471 | 63,278,070 |
| 東 京 | 1,782,600 | 180,350 | 2,728,700 | 231,450 | 20,500 | 30,200 | 20,500 | 15,154,354 | 3,149,213,382 | 1,229,206,160 | 325,394,773 |
| 神奈川 | 1,011,100 | 64,300 | 1,675,600 | 98,300 | 7,050 | 11,950 | 7,050 | 5,574,307 | 1,714,700,812 | 1,078,444,422 | 201,078,941 |
| 新 潟 | 230,000 | 7,800 | 398,600 | 17,800 | 550 | 900 | 550 | 196,902 | 298,706,060 | 300,442,507 | 7,530,968 |
| 富 山 | 96,800 | 3,350 | 166,550 | 6,250 | 250 | 400 | 250 | 84,554 | 137,164,974 | 136,237,452 | 3,057,436 |
| 石 川 | 114,100 | 2,750 | 191,900 | 3,700 | 450 | 850 | 450 | 169,631 | 149,020,387 | 143,895,124 | 2,805,433 |
| 福 井 | 71,050 | 2,200 | 122,200 | 4,000 | - | - | - | - | 103,753,782 | 82,356,689 | 3,436,452 |
| 山 梨 | 100,450 | 3,300 | 182,200 | 5,650 | 500 | 1,100 | 500 | 237,356 | 142,022,521 | 97,299,003 | 3,137,993 |
| 長 野 | 227,500 | 9,200 | 397,450 | 14,800 | 1,400 | 2,800 | 1,450 | 771,746 | 318,922,589 | 255,872,036 | 8,221,644 |
| 岐 阜 | 216,900 | 6,650 | 385,550 | 12,700 | 1,200 | 2,400 | 1,200 | 863,731 | 323,716,170 | 258,744,496 | 9,318,231 |
| 静 岡 | 414,750 | 14,150 | 710,950 | 26,850 | 3,600 | 6,900 | 3,600 | 2,159,172 | 700,849,985 | 490,453,487 | 23,988,077 |
| 愛 知 | 798,850 | 47,150 | 1,373,900 | 82,800 | 4,150 | 8,700 | 4,150 | 2,431,219 | 1,369,153,548 | 855,089,026 | 87,037,894 |
| 三 重 | 193,650 | 12,450 | 327,000 | 27,350 | 1,450 | 3,000 | 1,450 | 925,893 | 266,763,269 | 230,721,170 | 7,420,889 |
| 滋 賀 | 139,150 | 5,950 | 247,150 | 9,150 | 800 | 1,400 | 800 | 423,145 | 185,686,948 | 182,180,239 | 5,395,476 |
| 京 都 | 320,400 | 12,800 | 524,050 | 21,250 | 1,800 | 3,400 | 1,750 | 693,863 | 400,030,200 | 292,856,283 | 22,349,347 |
| 大 阪 | 1,117,500 | 99,750 | 1,855,100 | 200,200 | 7,200 | 11,900 | 7,600 | 3,789,365 | 1,261,312,633 | 843,307,626 | 57,194,102 |
| 兵 庫 | 622,550 | 38,900 | 1,065,850 | 80,650 | 4,750 | 7,300 | 4,750 | 3,480,501 | 826,560,628 | 686,431,108 | 62,585,678 |
| 奈 良 | 157,000 | 8,350 | 285,050 | 16,350 | 1,300 | 1,850 | 1,300 | 497,513 | 215,034,277 | 193,653,650 | 13,976,871 |
| 和歌山 | 126,600 | 3,950 | 225,600 | 6,750 | 800 | 1,750 | 800 | 443,008 | 146,302,120 | 122,202,355 | 5,682,914 |
| 鳥 取 | 61,950 | 2,150 | 103,900 | 3,600 | 250 | 300 | 250 | 84,247 | 68,499,786 | 69,609,829 | 966,349 |
| 島 根 | 65,550 | 1,350 | 106,650 | 2,650 | 400 | 700 | 400 | 161,333 | 76,766,055 | 81,033,498 | 1,117,018 |
| 岡 山 | 204,950 | 7,200 | 346,250 | 11,250 | 500 | 1,150 | 500 | 197,840 | 252,909,145 | 238,030,182 | 10,617,210 |
| 広 島 | 300,200 | 23,950 | 498,950 | 51,900 | 1,600 | 2,200 | 1,600 | 901,182 | 349,770,811 | 336,847,830 | 8,108,532 |
| 山 口 | 159,200 | 4,600 | 260,050 | 6,000 | 950 | 1,250 | 950 | 472,076 | 183,717,642 | 190,841,891 | 5,108,187 |
| 徳 島 | 83,350 | 4,300 | 137,750 | 6,950 | 250 | 450 | 250 | 214,164 | 79,510,755 | 85,871,811 | 6,854,495 |
| 香 川 | 106,800 | 3,750 | 180,100 | 6,000 | 150 | 200 | 150 | 49,827 | 133,922,559 | 124,175,441 | 6,359,447 |
| 愛 媛 | 171,000 | 6,700 | 285,150 | 13,350 | 850 | 1,450 | 950 | 543,758 | 172,368,202 | 168,182,683 | 6,343,533 |
| 高 知 | 93,500 | 2,500 | 154,400 | 3,450 | 550 | 700 | 550 | 301,677 | 100,367,758 | 86,404,975 | 130,661 |
| 福 岡 | 606,800 | 19,800 | 1,014,900 | 30,800 | 1,700 | 2,600 | 1,700 | 1,191,967 | 733,861,159 | 521,747,873 | 38,708,394 |
| 佐 賀 | 82,750 | 1,400 | 148,050 | 2,350 | 400 | 850 | 400 | 219,523 | 123,809,824 | 89,195,706 | 9,166,743 |
| 長 崎 | 173,700 | 5,600 | 290,750 | 8,600 | 300 | 600 | 300 | 97,231 | 188,494,444 | 157,278,571 | 6,278,564 |
| 熊 本 | 211,600 | 8,400 | 381,300 | 13,000 | 1,400 | 2,250 | 1,400 | 653,409 | 268,891,080 | 196,584,059 | 11,798,372 |
| 大 分 | 133,800 | 4,250 | 224,300 | 6,200 | 1,400 | 2,050 | 1,400 | 506,005 | 138,329,931 | 141,594,209 | 4,720,664 |
| 宮 崎 | 144,550 | 5,150 | 249,000 | 7,500 | 800 | 1,400 | 800 | 388,191 | 159,966,257 | 121,833,382 | 4,790,695 |
| 鹿 児 島 | 207,550 | 5,850 | 353,600 | 7,600 | 700 | 950 | 700 | 473,142 | 245,138,697 | 194,667,342 | 25,083,738 |
| 沖 縄 | 203,600 | 14,800 | 371,200 | 22,850 | 1,150 | 2,600 | 1,150 | 771,927 | 197,002,508 | 100,673,960 | 19,296,851 |

注) 1. 特例対象被保険者の所得は30/100軽減後の額を集計している。
 2. 「特例対象被保険者」のうち、「特例対象被保険者のいる世帯数」及び「特例対象被保険者のいる世帯の被保険者数」は特例対象の国保

賦課状況（市町村） ー一般世帯ー <擬制世帯を除く>

| 分離譲渡所得のある世帯数 | 旧ただし書方式による課税標準額 | 固定資産税額 | 固定資産税のある世帯数 | 短期被保険者証等交付世帯数 | | 保険料（税）賦課経過措置適用世帯数 | | | | | | |
|--------------|-----------------|-------------|-------------|---------------|---------|-------------------|---------|------------|--------------------|-----------------------|-------------------|-----|
| | | | | 短期被保険者証 | 資格証明書 | 旧国保被保険者合算軽減のみ | 平等割半額のみ | 平等割1/4軽減のみ | 旧国保被保険者合算軽減かつ平等割半額 | 旧国保被保険者合算軽減かつ平等割1/4軽減 | 被扶養者であった者に対する緩和措置 | その他 |
| 168,200 | 16,932,879,429 | 218,729,321 | 2,338,750 | 784,650 | 154,750 | 155,550 | 48,950 | 10,800 | 67,350 | 16,200 | 500 | - |
| 3,400 | 690,653,780 | 5,677,205 | 75,850 | 23,250 | 10,150 | 3,500 | 3,400 | 400 | 5,200 | 600 | 50 | - |
| 1,000 | 163,228,336 | 2,998,412 | 44,150 | 10,950 | 1,550 | 3,700 | 1,150 | 200 | 1,350 | 500 | - | - |
| 1,300 | 123,235,317 | 3,716,612 | 47,950 | 4,000 | 300 | 3,800 | 650 | 400 | 1,100 | 500 | - | - |
| 3,250 | 276,235,459 | 5,871,608 | 70,750 | 6,600 | 350 | 3,500 | 1,400 | 150 | 1,300 | 450 | - | - |
| 500 | 92,705,982 | 653,171 | 8,000 | 5,750 | 1,900 | 2,700 | 200 | - | 500 | 250 | - | - |
| 1,150 | 109,146,075 | 4,950,529 | 63,600 | 5,700 | 250 | 3,200 | 1,000 | 100 | 1,100 | 150 | - | - |
| 2,150 | 231,374,824 | 2,133,875 | 28,850 | 8,450 | 2,900 | 3,300 | 800 | 450 | 1,400 | 750 | - | - |
| 1,900 | 431,538,409 | 8,306,726 | 99,550 | 25,650 | 3,350 | 4,800 | 1,650 | 950 | 2,900 | 700 | 50 | - |
| 2,200 | 288,646,759 | 9,452,983 | 100,700 | 8,750 | 4,000 | 5,450 | 900 | 550 | 1,550 | 450 | - | - |
| 2,700 | 264,527,651 | 9,386,459 | 89,450 | 13,050 | 3,350 | 1,750 | 850 | - | 1,550 | 500 | - | - |
| 11,550 | 1,055,618,910 | 28,250,252 | 245,200 | 26,500 | 1,800 | 7,150 | 1,500 | 300 | 2,000 | 250 | - | - |
| 9,300 | 925,785,040 | 5,490,020 | 55,250 | 58,450 | 11,600 | 4,950 | 2,200 | 650 | 3,800 | 1,000 | - | - |
| 25,300 | 2,697,061,977 | 3,355,630 | 25,300 | 104,350 | 20,950 | 11,850 | 1,000 | - | 800 | - | - | - |
| 16,250 | 1,437,461,659 | 2,618,257 | 22,850 | 64,850 | 8,050 | 9,550 | 2,250 | 300 | 1,950 | 600 | 100 | - |
| 1,150 | 229,524,745 | 888,625 | 12,000 | 6,900 | 1,700 | 2,800 | 950 | 200 | 1,700 | 600 | 100 | - |
| 750 | 105,897,697 | 92,252 | 1,650 | 3,700 | 1,650 | 1,200 | 300 | 150 | 250 | 150 | 150 | - |
| 550 | 114,363,418 | 3,092,929 | 40,150 | 4,350 | 700 | 1,350 | 350 | 700 | 650 | 150 | - | - |
| 1,550 | 80,658,289 | 4,636,233 | 49,100 | 4,500 | 1,050 | 1,100 | 100 | 150 | 100 | 100 | - | - |
| 1,600 | 111,287,520 | 2,878,936 | 33,650 | 3,450 | 600 | 1,200 | 300 | 150 | 500 | 50 | - | - |
| 2,950 | 250,489,909 | 9,668,054 | 106,250 | 10,250 | 300 | 2,600 | 600 | 350 | 1,500 | 500 | 50 | - |
| 2,650 | 255,343,450 | 9,446,221 | 96,850 | 9,250 | 1,000 | 3,350 | 600 | 250 | 850 | 500 | - | - |
| 5,050 | 572,659,136 | 16,965,815 | 144,200 | 22,250 | 3,950 | 4,200 | 1,950 | 450 | 2,250 | 750 | - | - |
| 11,450 | 1,130,887,964 | 19,328,376 | 142,050 | 30,550 | 4,200 | 5,800 | 2,100 | 600 | 3,850 | 450 | - | - |
| 1,050 | 212,618,216 | 3,622,827 | 47,800 | 7,050 | 5,050 | 2,750 | 800 | 350 | 1,400 | 100 | - | - |
| 1,150 | 143,405,878 | 401,932 | 3,950 | 8,200 | 1,100 | 4,100 | 1,000 | 200 | 500 | 100 | - | - |
| 1,000 | 320,092,453 | 1,223,799 | 17,750 | 11,900 | 700 | 1,350 | 1,650 | 400 | 200 | 250 | - | - |
| 11,350 | 998,756,544 | 2,636 | 100 | 59,250 | 14,100 | 6,100 | 3,200 | 200 | 6,000 | 950 | - | - |
| 8,850 | 660,458,691 | 6,892,183 | 66,850 | 30,900 | 7,200 | 4,000 | 2,750 | 500 | 3,100 | 450 | - | - |
| 2,400 | 172,197,220 | 1,685,043 | 17,400 | 7,400 | 200 | 2,500 | 1,250 | 50 | 650 | - | - | - |
| 900 | 111,392,643 | 4,030,100 | 51,200 | 6,600 | 1,250 | 1,550 | 400 | 50 | 600 | 200 | - | - |
| 450 | 51,072,255 | 2,956,271 | 35,350 | 2,950 | 600 | 950 | - | 150 | 500 | 250 | - | - |
| 200 | 57,891,615 | 37,980 | 600 | 1,750 | 750 | 650 | 150 | - | 250 | 150 | - | - |
| 2,500 | 196,052,725 | 605,110 | 7,750 | 7,550 | 3,050 | 5,050 | 800 | 150 | 1,350 | 550 | - | - |
| 4,050 | 270,614,658 | 3,954,380 | 49,850 | 27,650 | 2,350 | 2,200 | 1,350 | 100 | 3,350 | 250 | - | - |
| 2,350 | 140,243,220 | 674,542 | 9,500 | 8,650 | 3,500 | 1,350 | 400 | - | 800 | 200 | - | - |
| 750 | 59,811,104 | 3,936,331 | 50,350 | 5,350 | 1,650 | 1,600 | 50 | 50 | 400 | 250 | - | - |
| 1,600 | 103,802,270 | 5,963,353 | 65,850 | 7,700 | 850 | 1,050 | 350 | 150 | 900 | - | - | - |
| 1,400 | 129,141,369 | 3,621,023 | 48,650 | 8,150 | 3,450 | 1,950 | 750 | 150 | 450 | 300 | - | - |
| 100 | 75,870,916 | 2,221,243 | 31,500 | 5,100 | 1,600 | 1,400 | 400 | 150 | 250 | 100 | - | - |
| 7,300 | 577,192,531 | 3,365,985 | 46,200 | 45,100 | 12,300 | 4,550 | 3,400 | 250 | 2,500 | 700 | - | - |
| 1,000 | 99,174,001 | 68,495 | 1,250 | 3,700 | 500 | 1,050 | 200 | 200 | 650 | 250 | - | - |
| 1,650 | 142,088,984 | 1,747,908 | 23,700 | 13,000 | 1,400 | 3,100 | 450 | - | 1,000 | 50 | - | - |
| 1,800 | 208,687,815 | 1,136,911 | 17,500 | 14,850 | 1,000 | 4,950 | 1,100 | 100 | 1,100 | 500 | - | - |
| 900 | 103,027,875 | 215,813 | 3,600 | 6,000 | 2,200 | 3,400 | 250 | - | 900 | 150 | - | - |
| 1,100 | 121,567,260 | 3,302,180 | 47,350 | 9,250 | 1,400 | 1,700 | 550 | - | 250 | 150 | - | - |
| 2,450 | 190,640,778 | 4,194,937 | 63,100 | 14,650 | 2,400 | 3,800 | 1,050 | 50 | 1,250 | 200 | - | - |
| 2,250 | 148,746,102 | 3,009,158 | 28,250 | 10,450 | 500 | 1,650 | 450 | 100 | 850 | 150 | - | - |

被保険者がいる世帯について、「特例対象被保険者数」及び「特例対象被保険者の所得総額」は特例対象の国保被保険者について集計している。

第12表－5 都道府県別、保険料(税)

| 都道府県別 | 医療給付費分 | | | | | | | | 後期高齢者支援金分 | |
|-------|---------------|---------------------------|---------------|-----------|----------------|------------------|------------|-----------|---------------|---------------------------|
| | 保険料(税)調定額 | (再掲)所得不詳 保険料(税) 調定額 | 保険料(税) 軽減額 | 軽減 世帯数 | 賦課限度額 を超える額 | 賦課限度額を 越える世帯数 | 減免等による額 | 減免 世帯数 | 保険料(税) 調定額 | (再掲)所得不詳 保険料(税) 調定額 |
| | 千円 | 千円 | 千円 | | 千円 | | 千円 | | 千円 | 千円 |
| 全 国 | 1,705,607,294 | 74,899,005 | 268,527,068 | 8,474,550 | 218,031,261 | 395,100 | 11,153,100 | 478,500 | 534,332,765 | 23,621,790 |
| 北海道 | 73,600,139 | 4,726,858 | 14,456,154 | 441,100 | 13,225,430 | 25,900 | 42,490 | 3,350 | 23,242,418 | 1,548,756 |
| 青 森 | 19,498,948 | 619,922 | 3,558,567 | 102,250 | 3,156,613 | 5,900 | 4,897 | 150 | 6,013,093 | 194,708 |
| 岩 手 | 13,609,661 | 384,306 | 2,570,832 | 89,400 | 633,781 | 2,150 | 1,180 | 100 | 4,400,251 | 119,973 |
| 宮 城 | 28,462,414 | 578,300 | 5,006,271 | 149,100 | 3,760,372 | 6,250 | 302,294 | 22,900 | 8,921,883 | 182,415 |
| 秋 田 | 11,554,017 | 115,948 | 2,471,133 | 75,150 | 893,493 | 2,450 | 45,796 | 1,250 | 3,591,011 | 33,265 |
| 山 形 | 14,309,291 | 309,902 | 2,233,130 | 62,700 | 1,167,755 | 3,800 | 50 | 100 | 4,447,155 | 97,214 |
| 福 島 | 21,534,396 | 598,065 | 3,862,890 | 125,000 | 2,288,113 | 4,950 | 1,705,062 | 15,950 | 7,597,033 | 210,109 |
| 茨 城 | 43,104,313 | 1,449,153 | 5,714,289 | 191,350 | 3,624,044 | 10,700 | 475 | 50 | 13,038,128 | 430,824 |
| 栃 木 | 30,140,330 | 1,201,961 | 4,348,619 | 129,450 | 3,710,430 | 7,050 | 4,940 | 150 | 9,663,239 | 372,968 |
| 群 馬 | 29,099,989 | 620,970 | 4,320,395 | 127,200 | 2,308,072 | 6,500 | 695 | 50 | 8,046,014 | 168,119 |
| 埼 玉 | 100,976,241 | 6,936,287 | 8,646,961 | 425,800 | 12,022,139 | 21,950 | 160 | 100 | 29,502,728 | 2,182,889 |
| 千 葉 | 88,398,333 | 5,029,781 | 10,510,642 | 373,900 | 8,977,874 | 15,700 | 148,190 | 25,600 | 26,656,530 | 1,483,776 |
| 東 京 | 213,242,409 | 9,511,663 | 23,013,719 | 834,000 | 43,543,940 | 62,050 | 111,804 | 1,100 | 63,101,081 | 2,841,865 |
| 神奈川 | 116,750,910 | 4,099,057 | 14,043,865 | 509,400 | 15,755,315 | 26,100 | 1,161,970 | 40,150 | 38,984,883 | 1,369,186 |
| 新 潟 | 25,230,359 | 933,893 | 4,443,627 | 142,350 | 2,586,677 | 5,350 | 58,633 | 3,650 | 8,559,718 | 317,580 |
| 富 山 | 11,401,359 | 309,983 | 1,778,703 | 56,050 | 748,633 | 2,350 | 3,618 | 150 | 3,360,259 | 90,623 |
| 石 川 | 14,479,447 | 213,350 | 2,434,579 | 67,400 | 701,220 | 2,150 | 6,893 | 100 | 4,057,347 | 62,787 |
| 福 井 | 9,082,134 | 222,997 | 1,326,269 | 38,800 | 379,760 | 1,650 | 458 | 50 | 2,818,537 | 64,909 |
| 山 梨 | 13,041,726 | 355,891 | 2,070,223 | 58,450 | 982,777 | 2,900 | 991 | 150 | 3,870,427 | 104,356 |
| 長 野 | 25,623,339 | 614,610 | 3,719,429 | 133,950 | 2,470,741 | 5,200 | 32,519 | 3,100 | 9,021,224 | 212,917 |
| 岐 阜 | 29,508,869 | 765,455 | 4,172,707 | 118,750 | 1,656,893 | 5,200 | 6,442 | 250 | 8,942,804 | 237,450 |
| 静 岡 | 51,365,718 | 1,322,798 | 6,876,911 | 223,150 | 6,303,651 | 10,700 | 25,334 | 4,000 | 17,106,597 | 422,931 |
| 愛 知 | 97,575,745 | 4,384,732 | 12,732,555 | 397,550 | 11,069,557 | 21,550 | 1,279,465 | 132,150 | 31,618,029 | 1,416,309 |
| 三 重 | 22,220,710 | 1,588,041 | 3,693,609 | 111,650 | 1,814,738 | 3,900 | 107,701 | 13,800 | 8,017,259 | 573,742 |
| 滋 賀 | 16,489,873 | 391,926 | 2,635,479 | 77,750 | 600,942 | 2,300 | 8,421 | 150 | 5,382,845 | 123,650 |
| 京 都 | 32,812,013 | 1,090,186 | 6,733,249 | 204,500 | 6,552,037 | 5,850 | 507,379 | 8,800 | 10,466,444 | 323,283 |
| 大 阪 | 119,662,066 | 10,430,083 | 25,531,955 | 693,600 | 16,660,187 | 26,200 | 3,403,391 | 73,550 | 41,235,655 | 3,599,654 |
| 兵 庫 | 76,456,092 | 4,425,131 | 13,158,190 | 372,500 | 11,935,050 | 20,300 | 994,544 | 43,500 | 22,681,671 | 1,294,716 |
| 奈 良 | 19,659,965 | 831,164 | 3,361,352 | 96,400 | 2,142,385 | 4,650 | 720 | 100 | 5,480,354 | 246,145 |
| 和歌山 | 14,732,170 | 411,681 | 2,932,255 | 83,150 | 1,003,104 | 3,200 | - | - | 4,484,360 | 122,545 |
| 鳥 取 | 6,555,749 | 153,344 | 1,252,600 | 39,600 | 235,539 | 800 | 3,670 | 100 | 2,214,063 | 50,300 |
| 島 根 | 7,676,856 | 164,673 | 1,546,195 | 42,650 | 390,235 | 1,400 | 11,950 | 200 | 2,129,136 | 49,667 |
| 岡 山 | 21,969,439 | 539,994 | 4,356,586 | 131,500 | 1,556,303 | 3,850 | 22,010 | 500 | 7,483,212 | 182,500 |
| 広 島 | 33,962,488 | 3,109,437 | 5,996,752 | 179,650 | 2,201,554 | 7,750 | 59,474 | 20,200 | 10,352,814 | 951,614 |
| 山 口 | 18,764,229 | 316,684 | 3,530,899 | 101,500 | 1,356,536 | 4,000 | 2,290 | 100 | 5,588,077 | 91,047 |
| 徳 島 | 8,893,302 | 357,650 | 2,143,059 | 57,950 | 744,572 | 1,750 | - | - | 2,490,555 | 95,814 |
| 香 川 | 12,793,259 | 347,256 | 2,442,881 | 67,350 | 960,797 | 2,500 | 734 | 50 | 3,266,736 | 88,643 |
| 愛 媛 | 17,370,757 | 707,015 | 3,979,883 | 119,550 | 1,371,223 | 3,750 | 213,905 | 36,500 | 5,530,104 | 202,305 |
| 高 知 | 9,575,144 | 142,586 | 2,097,197 | 64,450 | 725,292 | 2,150 | 1,650 | 150 | 3,123,090 | 45,875 |
| 福 岡 | 61,966,258 | 1,474,709 | 12,977,579 | 391,450 | 9,088,588 | 13,000 | 173,894 | 5,750 | 20,784,337 | 466,089 |
| 佐 賀 | 11,166,893 | 206,462 | 2,131,192 | 53,000 | 3,266,716 | 4,050 | - | - | 2,995,548 | 56,883 |
| 長 崎 | 18,412,186 | 368,562 | 3,885,590 | 112,900 | 1,749,622 | 3,450 | - | - | 5,946,526 | 123,293 |
| 熊 本 | 24,931,247 | 685,384 | 4,856,746 | 134,150 | 3,524,545 | 7,450 | 676,604 | 19,900 | 7,628,868 | 202,961 |
| 大 分 | 14,645,055 | 269,565 | 3,168,214 | 89,950 | 838,845 | 2,050 | 4,520 | 100 | 4,078,181 | 72,306 |
| 宮 崎 | 15,598,933 | 355,044 | 3,584,448 | 99,050 | 2,282,821 | 3,950 | - | - | 4,674,372 | 95,933 |
| 鹿児島 | 20,641,474 | 360,300 | 4,215,481 | 139,300 | 3,089,615 | 5,050 | 15,050 | 400 | 6,799,333 | 120,802 |
| 沖 縄 | 17,061,050 | 866,250 | 4,003,211 | 138,750 | 1,972,738 | 3,250 | 840 | 50 | 4,938,839 | 276,098 |

賦課状況（市町村） 一般世帯 < 擬制世帯を除く >（続き）

| 後期高齢者支援金分 | | | | | 介護納付金分 | | | | | | |
|---------------|----------------|----------------------|-------------|-----------|---------------|---------------------------|---------------|----------------|----------------------|-------------|-----------|
| 保険料(税) 軽減額 | 賦課限度額を 超える額 | 賦課限度額 を越える 世帯数 | 減免等によ る額 | 減免 世帯数 | 保険料(税) 調定額 | (再掲)所得不詳 保険料(税) 調定額 | 保険料(税) 軽減額 | 賦課限度額を 超える額 | 賦課限度額 を越える 世帯数 | 減免等によ る額 | 減免 世帯数 |
| 千円 | 千円 | | 千円 | | 千円 | 千円 | 千円 | 千円 | | 千円 | |
| 84,106,098 | 59,206,202 | 319,300 | 3,597,844 | 421,500 | 191,675,919 | 12,385,072 | 29,427,599 | 24,837,948 | 157,900 | 1,382,850 | 173,450 |
| 4,508,592 | 3,510,025 | 22,300 | 12,243 | 2,250 | 8,730,058 | 830,388 | 1,584,272 | 996,717 | 10,750 | 4,337 | 900 |
| 1,098,671 | 798,776 | 4,000 | 1,433 | 150 | 2,534,112 | 119,982 | 409,923 | 593,607 | 2,250 | - | - |
| 821,579 | 196,042 | 1,750 | - | - | 1,672,434 | 69,013 | 299,404 | 61,012 | 950 | - | - |
| 1,556,821 | 1,024,503 | 4,750 | 106,186 | 22,900 | 3,278,829 | 115,136 | 580,081 | 478,262 | 2,450 | 28,688 | 7,250 |
| 746,629 | 236,234 | 1,800 | 14,352 | 1,250 | 1,388,038 | 19,302 | 257,861 | 178,120 | 1,150 | 7,093 | 1,050 |
| 674,474 | 272,800 | 2,500 | - | - | 1,498,123 | 46,073 | 240,714 | 59,845 | 1,100 | - | - |
| 1,305,571 | 780,859 | 5,100 | 603,290 | 15,950 | 2,784,312 | 121,078 | 440,803 | 355,455 | 1,900 | 258,293 | 8,350 |
| 1,724,869 | 817,699 | 7,350 | 235 | 50 | 4,809,651 | 214,109 | 621,666 | 365,138 | 3,050 | - | - |
| 1,374,385 | 1,320,047 | 7,500 | 1,275 | 150 | 3,609,344 | 193,337 | 470,387 | 400,852 | 3,400 | - | - |
| 1,185,176 | 389,254 | 3,550 | 170 | 50 | 2,878,347 | 82,848 | 391,240 | 124,401 | 1,350 | - | - |
| 2,982,155 | 2,391,882 | 17,650 | 110 | 100 | 9,365,824 | 1,039,017 | 952,813 | 547,230 | 7,350 | 110 | 100 |
| 2,866,792 | 2,431,602 | 12,650 | 49,016 | 25,600 | 9,571,219 | 833,889 | 1,130,819 | 490,565 | 4,700 | 29,109 | 12,000 |
| 7,038,854 | 10,423,656 | 39,850 | 12,945 | 1,100 | 24,648,947 | 1,624,758 | 2,903,417 | 4,314,229 | 17,900 | 820 | 100 |
| 4,647,289 | 4,755,538 | 24,850 | 382,525 | 40,100 | 13,965,555 | 628,870 | 1,702,305 | 2,365,718 | 12,650 | 178,679 | 25,150 |
| 1,459,672 | 854,693 | 5,150 | 19,888 | 3,650 | 2,703,379 | 155,115 | 418,911 | 337,764 | 2,250 | 12,118 | 1,600 |
| 530,944 | 150,745 | 1,750 | 1,098 | 150 | 1,073,220 | 49,181 | 143,020 | 67,895 | 1,100 | - | - |
| 751,828 | 145,576 | 1,400 | 1,561 | 100 | 1,380,599 | 16,943 | 211,306 | 100,076 | 800 | - | - |
| 335,412 | 147,412 | 1,500 | 145 | 50 | 1,020,903 | 44,543 | 118,632 | 30,577 | 400 | 198 | 50 |
| 626,463 | 229,696 | 1,850 | 365 | 150 | 1,515,930 | 63,220 | 195,268 | 116,488 | 800 | - | - |
| 1,303,550 | 886,891 | 4,900 | 11,216 | 3,100 | 3,169,783 | 118,917 | 434,118 | 384,523 | 2,700 | 2,200 | 700 |
| 1,244,335 | 472,271 | 4,100 | 1,912 | 250 | 2,941,920 | 133,894 | 359,822 | 141,566 | 1,450 | - | - |
| 2,535,561 | 2,019,296 | 9,200 | 10,013 | 4,000 | 5,496,960 | 243,371 | 717,981 | 289,166 | 2,800 | 4,459 | 2,000 |
| 3,953,520 | 3,459,878 | 20,050 | 381,227 | 94,950 | 11,506,797 | 754,814 | 1,368,947 | 1,467,431 | 9,850 | 108,598 | 34,200 |
| 1,297,414 | 789,400 | 4,050 | 180 | 100 | 2,693,035 | 265,456 | 428,847 | 314,195 | 3,100 | - | - |
| 836,942 | 166,371 | 1,850 | 2,674 | 150 | 1,678,440 | 51,087 | 297,185 | 46,891 | 850 | 2,234 | 150 |
| 2,135,060 | 1,924,391 | 5,100 | 156,537 | 8,800 | 3,664,435 | 143,383 | 672,612 | 783,945 | 3,600 | 69,078 | 4,000 |
| 8,706,453 | 5,825,291 | 25,700 | 1,166,278 | 68,900 | 14,935,930 | 1,827,713 | 3,195,064 | 2,960,515 | 14,500 | 420,786 | 23,800 |
| 3,826,645 | 2,728,812 | 14,850 | 296,095 | 43,500 | 8,576,524 | 789,401 | 1,463,978 | 1,811,490 | 9,300 | 118,984 | 18,250 |
| 957,648 | 402,296 | 2,800 | 225 | 100 | 1,952,290 | 139,885 | 380,422 | 112,473 | 1,900 | - | - |
| 903,404 | 228,580 | 2,150 | - | - | 1,782,322 | 77,486 | 338,011 | 137,031 | 1,100 | - | - |
| 414,771 | 85,800 | 950 | 1,020 | 100 | 772,921 | 27,551 | 139,029 | 36,066 | 700 | - | - |
| 425,854 | 54,692 | 800 | 2,536 | 200 | 839,429 | 36,575 | 143,287 | 51,920 | 750 | 3,241 | 100 |
| 1,437,604 | 546,544 | 3,700 | 7,915 | 500 | 2,151,681 | 74,217 | 384,118 | 344,175 | 2,000 | 6,144 | 500 |
| 1,814,185 | 502,144 | 5,600 | 17,569 | 20,200 | 3,462,554 | 440,419 | 581,168 | 224,305 | 3,050 | 4,555 | 6,000 |
| 1,032,114 | 295,121 | 3,050 | 660 | 100 | 1,829,785 | 57,459 | 295,424 | 108,715 | 1,900 | - | - |
| 578,816 | 163,484 | 1,050 | - | - | 785,676 | 61,420 | 223,299 | 40,653 | 550 | - | - |
| 598,616 | 156,442 | 1,300 | 201 | 50 | 1,053,952 | 56,539 | 202,391 | 108,952 | 600 | 222 | 50 |
| 1,216,460 | 407,396 | 3,350 | 71,280 | 36,500 | 1,824,276 | 114,653 | 344,587 | 197,126 | 1,600 | 18,744 | 14,400 |
| 640,523 | 253,159 | 1,600 | 490 | 150 | 1,077,786 | 24,302 | 225,645 | 139,781 | 1,000 | - | - |
| 4,343,559 | 2,833,581 | 12,250 | 60,971 | 5,750 | 7,099,451 | 206,407 | 1,461,377 | 879,848 | 6,100 | 27,240 | 3,200 |
| 536,902 | 653,989 | 2,700 | - | - | 1,353,762 | 26,830 | 188,824 | 399,974 | 2,250 | - | - |
| 1,274,229 | 431,356 | 3,350 | - | - | 2,209,553 | 61,487 | 436,753 | 166,038 | 1,550 | - | - |
| 1,409,049 | 889,250 | 5,700 | 194,600 | 19,900 | 2,840,931 | 108,873 | 482,169 | 467,120 | 2,600 | 73,821 | 9,450 |
| 869,233 | 144,893 | 1,200 | 1,400 | 100 | 1,390,871 | 37,425 | 281,255 | 16,779 | 400 | - | - |
| 1,025,056 | 580,950 | 4,000 | - | - | 1,982,544 | 48,921 | 367,016 | 269,011 | 2,100 | - | - |
| 1,381,301 | 983,255 | 4,750 | 5,760 | 300 | 2,216,152 | 64,734 | 433,579 | 686,125 | 1,850 | 3,100 | 100 |
| 1,171,123 | 443,629 | 1,950 | 250 | 50 | 1,957,339 | 125,053 | 507,857 | 268,183 | 1,450 | - | - |

第12表－6 都道府県別、保険料(税)

| 都道府県別 | 世帯数 | (再掲) 所得不詳 世帯数 | 被保険 者 数 | (再掲) 所得不詳 被保険者数 | 特例対象被保険者 | | | | 所得総額 | 年金収入額 | 分離譲渡 所得金額 |
|-------|---------|---------------------|------------|-----------------------|------------------------|-----------------------------|-------------------|-----------------------|-------------------|-------------------|------------------|
| | | | | | 特例対象 被保険者の いる世帯数 | 特例対象被保険 者のいる世帯の 被保険者数 | 特例対象 被保険 者数 | 特例対象 被保険者の 所得総額 | | | |
| 全 国 | 277,000 | 3,500 | 342,000 | 5,300 | 550 | 750 | 300 | 千円 141,515 | 千円 285,541,990 | 千円 279,705,779 | 千円 13,757,172 |
| 北海道 | 7,650 | - | 9,350 | - | - | - | - | - | 6,532,175 | 8,209,587 | 78,680 |
| 青森 | 3,450 | 150 | 4,100 | 150 | - | - | - | - | 2,053,848 | 3,248,014 | - |
| 岩手 | 3,800 | - | 5,050 | - | - | - | - | - | 3,138,757 | 3,079,783 | - |
| 宮城 | 5,900 | - | 7,200 | - | - | - | - | - | 5,753,279 | 5,672,606 | - |
| 秋田 | 3,750 | - | 4,200 | - | - | - | - | - | 2,626,187 | 3,234,058 | - |
| 山形 | 4,150 | 50 | 4,600 | 150 | - | - | - | - | 3,354,953 | 4,512,036 | 1,674 |
| 福島 | 5,250 | - | 6,100 | - | - | - | - | - | 5,751,104 | 4,950,488 | 96,562 |
| 茨城 | 7,450 | - | 9,000 | - | - | - | - | - | 7,562,702 | 7,946,463 | 162,414 |
| 栃木 | 5,150 | - | 6,800 | - | 50 | 50 | 50 | 40,962 | 6,395,938 | 7,027,596 | 783,950 |
| 群馬 | 5,600 | 50 | 6,750 | 50 | - | - | - | - | 3,871,764 | 5,037,953 | 60,875 |
| 埼玉 | 14,100 | 1,200 | 17,850 | 1,900 | - | - | - | - | 18,142,508 | 15,104,614 | 639,869 |
| 千葉 | 11,200 | 100 | 13,450 | 200 | - | - | - | - | 11,899,887 | 11,667,638 | - |
| 東京 | 23,750 | 200 | 28,100 | 200 | - | - | - | - | 41,065,378 | 25,050,538 | 2,446,508 |
| 神奈川 | 14,350 | 50 | 19,250 | 100 | - | - | - | - | 17,180,140 | 19,028,892 | - |
| 新潟 | 6,150 | 200 | 6,750 | 200 | - | - | - | - | 4,086,147 | 5,239,167 | - |
| 富山 | 2,150 | - | 2,400 | - | - | - | - | - | 1,324,589 | 2,217,046 | - |
| 石川 | 2,950 | - | 3,050 | - | 50 | 50 | - | - | 1,915,471 | 2,371,994 | - |
| 福井 | 1,900 | - | 2,050 | - | - | - | - | - | 1,526,427 | 1,933,465 | - |
| 山梨 | 1,800 | - | 2,300 | - | - | - | - | - | 2,495,036 | 2,307,647 | 453,526 |
| 長野 | 6,600 | - | 8,800 | - | - | - | - | - | 6,119,052 | 6,885,837 | 6,812 |
| 岐阜 | 5,300 | 100 | 6,500 | 200 | 100 | 100 | - | - | 8,079,653 | 4,689,166 | 4,834,179 |
| 静岡 | 10,050 | 50 | 11,400 | 100 | - | - | - | - | 11,148,747 | 9,845,663 | 30,947 |
| 愛知 | 14,500 | 100 | 18,200 | 100 | - | - | - | - | 17,584,639 | 15,702,351 | - |
| 三重 | 4,900 | 150 | 6,350 | 300 | - | - | - | - | 4,153,198 | 5,343,217 | - |
| 滋賀 | 3,300 | - | 3,850 | - | - | - | - | - | 3,108,625 | 3,864,985 | 281,532 |
| 京都 | 5,300 | - | 7,450 | - | 150 | 250 | 150 | 99,545 | 5,309,904 | 5,382,655 | - |
| 大阪 | 15,750 | 400 | 19,750 | 700 | - | - | - | - | 12,229,688 | 15,189,713 | - |
| 兵庫 | 11,550 | 150 | 14,550 | 150 | - | - | - | - | 10,574,402 | 12,204,497 | - |
| 奈良 | 2,350 | 150 | 2,800 | 150 | - | - | - | - | 2,761,032 | 2,592,965 | 688 |
| 和歌山 | 2,250 | - | 3,050 | - | - | - | - | - | 1,607,342 | 2,398,104 | - |
| 鳥取 | 2,700 | - | 3,250 | - | - | - | - | - | 1,319,687 | 2,901,057 | - |
| 島根 | 2,050 | - | 2,400 | - | - | - | - | - | 1,406,586 | 1,432,121 | 89,615 |
| 岡山 | 5,750 | - | 6,850 | - | - | - | - | - | 3,764,361 | 4,857,224 | - |
| 広島 | 5,750 | - | 7,000 | - | - | - | - | - | 3,134,011 | 4,608,248 | - |
| 山口 | 3,050 | 150 | 3,800 | 250 | - | - | - | - | 1,945,685 | 3,143,402 | - |
| 徳島 | 2,350 | - | 2,950 | - | - | - | - | - | 1,621,521 | 2,510,138 | - |
| 香川 | 2,900 | - | 3,550 | - | - | - | - | - | 1,334,816 | 2,481,751 | - |
| 愛媛 | 2,850 | - | 3,950 | - | - | - | - | - | 5,155,288 | 2,873,439 | 2,785,000 |
| 高知 | 2,450 | - | 3,500 | - | - | - | - | - | 2,550,378 | 2,236,909 | - |
| 福岡 | 11,600 | 100 | 15,000 | 200 | 100 | 100 | 100 | 1,008 | 18,693,359 | 10,821,008 | 1,004,341 |
| 佐賀 | 2,300 | - | 3,050 | - | - | - | - | - | 1,859,089 | 2,110,952 | - |
| 長崎 | 2,750 | - | 3,250 | - | - | - | - | - | 1,654,813 | 2,313,128 | - |
| 熊本 | 4,600 | 50 | 6,000 | 100 | 100 | 200 | - | - | 2,584,494 | 3,837,721 | - |
| 大分 | 3,350 | - | 4,350 | - | - | - | - | - | 2,703,125 | 2,968,825 | - |
| 宮崎 | 2,800 | - | 3,050 | - | - | - | - | - | 1,938,596 | 1,879,126 | - |
| 鹿児島 | 4,250 | - | 4,900 | - | - | - | - | - | 2,268,870 | 3,136,528 | - |
| 沖縄 | 3,150 | 100 | 4,100 | 100 | - | - | - | - | 2,254,738 | 3,655,464 | - |

注) 1. 特例対象被保険者の所得は30/100軽減後の額を集計している。
 2. 「特例対象被保険者」のうち、「特例対象被保険者のいる世帯数」及び「特例対象被保険者のいる世帯の被保険者数」は特例対象の国保

賦課状況（市町村） ー退職世帯ー <擬制世帯を除く>

| 分離譲渡所得のある世帯数 | 旧ただし書方式による課税標準額 | 固定資産税額 | 固定資産税のある世帯数 | 短期被保険者証等交付世帯数 | | 保険料（税）賦課経過措置適用世帯数 | | | | | | |
|--------------|-------------------|-----------------|-------------|---------------|-------|-------------------|---------|------------|--------------------|-----------------------|-------------------|-----|
| | | | | 短期被保険者証 | 資格証明書 | 旧国保被保険者合算軽減のみ | 平等割半額のみ | 平等割1/4軽減のみ | 旧国保被保険者合算軽減かつ平等割半額 | 旧国保被保険者合算軽減かつ平等割1/4軽減 | 被扶養者であった者に対する緩和措置 | その他 |
| 2,500 | 千円 213,715,430 | 千円 3,928,935 | 55,750 | 6,850 | 600 | 3,350 | 200 | 50 | 450 | 200 | - | - |
| 50 | 4,614,634 | 33,045 | 850 | 50 | - | - | - | - | - | - | - | - |
| - | 1,296,790 | 26,887 | 650 | 150 | - | - | - | - | - | - | - | - |
| - | 2,264,163 | 118,508 | 1,650 | 150 | - | 100 | - | - | - | - | - | - |
| - | 4,355,076 | 92,701 | 1,650 | 250 | - | 50 | - | - | - | - | - | - |
| - | 1,801,983 | 8,450 | 150 | 250 | 100 | 150 | - | - | - | - | - | - |
| 50 | 2,317,145 | 109,881 | 1,950 | 200 | - | 200 | - | - | 100 | - | - | - |
| 50 | 4,528,987 | 53,430 | 900 | 200 | - | 300 | - | - | - | - | - | - |
| 100 | 5,692,226 | 87,295 | 1,950 | 450 | - | 200 | - | - | - | - | - | - |
| 100 | 4,792,490 | 211,005 | 2,900 | - | 100 | - | - | - | - | - | - | - |
| 100 | 2,852,888 | 168,005 | 2,500 | 150 | 100 | 150 | - | - | - | - | - | - |
| 150 | 14,241,553 | 347,925 | 4,300 | - | - | 100 | - | - | - | - | - | - |
| - | 8,695,461 | 51,835 | 950 | 500 | - | 100 | - | - | 100 | - | - | - |
| 1,050 | 34,279,190 | 55,077 | 800 | 700 | - | - | - | - | - | - | - | - |
| - | 13,106,486 | 29,067 | 250 | 300 | - | - | - | - | - | 200 | - | - |
| - | 2,698,075 | 36,070 | 200 | - | - | 50 | - | - | - | - | - | - |
| - | 810,105 | - | - | - | - | - | - | - | - | - | - | - |
| - | 1,203,972 | 27,263 | 1,100 | - | - | - | - | - | - | - | - | - |
| - | 1,049,367 | 108,053 | 1,350 | 50 | - | - | - | - | - | - | - | - |
| 100 | 1,960,753 | 40,645 | 350 | 100 | - | - | - | - | - | - | - | - |
| 50 | 4,275,576 | 227,800 | 3,900 | 150 | - | 200 | - | - | - | - | - | - |
| 100 | 6,929,445 | 150,720 | 1,900 | 150 | - | 150 | - | - | 50 | - | - | - |
| 100 | 8,672,730 | 383,660 | 4,300 | - | - | 400 | - | - | - | - | - | - |
| - | 13,615,418 | 198,244 | 3,200 | 650 | - | 150 | - | - | - | - | - | - |
| - | 2,834,827 | 164,808 | 1,300 | - | - | 200 | - | - | - | - | - | - |
| 100 | 2,205,349 | 7,651 | 200 | - | - | - | - | - | - | - | - | - |
| - | 3,464,213 | 35,125 | 500 | - | - | 50 | - | - | - | - | - | - |
| - | 8,519,203 | - | - | 250 | - | - | - | - | - | - | - | - |
| - | 7,278,520 | 199,073 | 2,100 | 50 | - | - | 200 | - | - | - | - | - |
| 50 | 2,101,211 | 11,215 | 200 | 150 | - | - | - | - | - | - | - | - |
| - | 913,975 | 57,208 | 1,050 | 150 | - | - | - | - | - | - | - | - |
| - | 758,385 | 58,009 | 1,450 | - | - | - | - | - | - | - | - | - |
| 150 | 975,027 | - | - | 50 | - | - | - | - | - | - | - | - |
| - | 2,249,341 | 3,125 | 50 | - | - | - | - | 50 | - | - | - | - |
| - | 1,857,466 | 259,287 | 1,250 | 100 | - | 300 | - | - | - | - | - | - |
| - | 1,163,192 | - | - | 100 | - | - | - | - | - | - | - | - |
| - | 1,142,187 | 153,730 | 1,500 | 50 | - | - | - | - | - | - | - | - |
| - | 668,396 | 79,387 | 1,500 | 100 | - | 50 | - | - | - | - | - | - |
| 100 | 4,378,523 | 35,365 | 750 | 50 | - | - | - | - | 100 | - | - | - |
| - | 1,734,787 | 38,330 | 900 | 50 | - | - | - | - | - | - | - | - |
| 100 | 15,553,329 | 63,139 | 1,200 | 400 | 200 | - | - | - | 100 | - | - | - |
| - | 1,211,251 | - | - | - | - | 150 | - | - | - | - | - | - |
| - | 1,049,687 | 9,935 | 300 | 50 | - | - | - | - | - | - | - | - |
| - | 1,528,948 | 64,254 | 850 | 250 | - | 50 | - | - | - | - | - | - |
| - | 2,019,692 | 4,120 | 50 | 300 | - | - | - | - | - | - | - | - |
| - | 1,387,327 | 49,985 | 1,150 | 100 | - | - | - | - | - | - | - | - |
| - | 1,274,187 | 27,660 | 1,100 | 50 | 100 | 150 | - | - | - | - | - | - |
| - | 1,391,896 | 41,964 | 600 | 150 | - | 100 | - | - | - | - | - | - |

被保険者がいる世帯について、「特例対象被保険者数」及び「特例対象被保険者の所得総額」は特例対象の国保被保険者について集計している。

第12表－6 都道府県別、保険料(税)

| 都道府県別 | 医療給付費分 | | | | | | | | 後期高齢者支援金分 | |
|-------|------------|---------------------------|---------------|-----------|----------------|------------------|---------|-----------|---------------|---------------------------|
| | 保険料(税)調定額 | (再掲)所得不詳 保険料(税) 調定額 | 保険料(税) 軽減額 | 軽減 世帯数 | 賦課限度額 を超える額 | 賦課限度額を 越える世帯数 | 減免等による額 | 減免 世帯数 | 保険料(税) 調定額 | (再掲)所得不詳 保険料(税) 調定額 |
| | 千円 | 千円 | 千円 | | 千円 | | 千円 | | 千円 | 千円 |
| 全 国 | 22,571,369 | 383,932 | 3,335,630 | 153,100 | 1,726,638 | 5,950 | 118,911 | 6,250 | 7,048,711 | 124,518 |
| 北海道 | 593,073 | - | 114,688 | 5,050 | 66,101 | 100 | - | - | 180,920 | - |
| 青 森 | 240,838 | 28,416 | 63,537 | 2,300 | 691 | 100 | 2,693 | 150 | 77,195 | 8,540 |
| 岩 手 | 266,606 | - | 38,449 | 2,350 | - | - | - | - | 84,247 | - |
| 宮 城 | 521,645 | - | 54,937 | 3,150 | 4,011 | 100 | 7,355 | 800 | 154,691 | - |
| 秋 田 | 240,611 | - | 32,552 | 2,300 | 8,881 | 200 | - | - | 83,416 | - |
| 山 形 | 335,263 | 7,154 | 32,848 | 2,050 | 6,117 | 100 | - | - | 101,627 | 2,186 |
| 福 島 | 387,391 | - | 52,318 | 2,850 | 32,317 | 50 | 35,323 | 250 | 135,530 | - |
| 茨 城 | 608,627 | - | 62,128 | 3,950 | 13,476 | 100 | - | - | 182,113 | - |
| 栃 木 | 557,913 | - | 54,302 | 2,650 | 13,540 | 100 | - | - | 164,634 | - |
| 群 馬 | 375,864 | 1,643 | 101,747 | 3,750 | 487 | 150 | - | - | 104,840 | 483 |
| 埼 玉 | 1,452,758 | 107,174 | 74,596 | 5,450 | 44,607 | 300 | - | - | 406,072 | 32,385 |
| 千 葉 | 952,586 | 14,874 | 98,043 | 5,200 | 5,780 | 100 | - | - | 297,002 | 3,500 |
| 東 京 | 2,495,266 | 10,242 | 223,212 | 10,550 | 412,205 | 1,400 | - | - | 750,417 | 3,776 |
| 神奈川 | 1,295,913 | 7,768 | 159,621 | 6,350 | - | - | 15,012 | 500 | 424,247 | 1,957 |
| 新 潟 | 353,617 | 4,716 | 58,862 | 3,200 | - | - | 380 | 100 | 121,763 | 1,494 |
| 富 山 | 113,775 | - | 18,694 | 1,000 | - | - | - | - | 32,276 | - |
| 石 川 | 181,925 | - | 27,289 | 1,350 | - | - | - | - | 51,447 | - |
| 福 井 | 140,010 | - | 14,243 | 850 | - | - | - | - | 43,786 | - |
| 山 梨 | 207,950 | - | 15,747 | 900 | 10,489 | 100 | - | - | 62,309 | - |
| 長 野 | 482,727 | - | 73,360 | 3,900 | 422 | 50 | - | - | 174,104 | - |
| 岐 阜 | 358,953 | 31,115 | 69,152 | 2,900 | 234,796 | 200 | - | - | 115,257 | 11,186 |
| 静 岡 | 880,339 | 8,314 | 82,521 | 5,000 | 6,422 | 100 | - | - | 276,486 | 3,144 |
| 愛 知 | 1,296,983 | 13,964 | 158,001 | 6,650 | 32,137 | 550 | 11,775 | 1,750 | 420,012 | 4,432 |
| 三 重 | 408,144 | 65,370 | 53,117 | 2,400 | 10,464 | 50 | 2,696 | 400 | 152,864 | 22,768 |
| 滋 賀 | 256,481 | - | 29,081 | 1,500 | - | - | - | - | 82,776 | - |
| 京 都 | 490,951 | - | 46,558 | 2,450 | - | - | 5,150 | 100 | 156,832 | - |
| 大 阪 | 1,155,000 | 31,330 | 309,072 | 10,850 | 49,167 | 350 | 4,872 | 1,000 | 392,323 | 10,858 |
| 兵 庫 | 999,184 | 10,661 | 152,109 | 6,450 | 11,868 | 400 | 13,598 | 400 | 288,356 | 2,527 |
| 奈 良 | 223,249 | 3,960 | 28,058 | 1,200 | 23,177 | 100 | - | - | 66,784 | 1,080 |
| 和歌山 | 155,106 | - | 41,708 | 1,600 | - | - | - | - | 48,593 | - |
| 鳥 取 | 133,115 | - | 36,094 | 1,850 | - | - | - | - | 46,231 | - |
| 島 根 | 126,661 | - | 36,133 | 1,800 | 8,823 | 50 | - | - | 37,060 | - |
| 岡 山 | 350,835 | - | 68,609 | 3,750 | - | - | - | - | 113,015 | - |
| 広 島 | 333,791 | - | 104,270 | 3,900 | - | - | - | - | 92,846 | - |
| 山 口 | 192,824 | 7,320 | 51,604 | 1,850 | 7,901 | 200 | - | - | 59,390 | 2,040 |
| 徳 島 | 210,773 | - | 32,371 | 1,300 | 165 | 50 | - | - | 55,452 | - |
| 香 川 | 148,006 | - | 52,817 | 1,950 | - | - | - | - | 37,985 | - |
| 愛 媛 | 260,325 | - | 40,954 | 1,900 | 187,257 | 100 | 1,378 | 200 | 84,363 | - |
| 高 知 | 251,495 | - | 35,607 | 1,400 | 327 | 50 | - | - | 82,370 | - |
| 福 岡 | 1,030,215 | 9,472 | 182,995 | 8,000 | 519,077 | 550 | - | - | 351,130 | 3,326 |
| 佐 賀 | 207,861 | - | 38,585 | 1,600 | - | - | - | - | 52,979 | - |
| 長 崎 | 144,285 | - | 47,636 | 2,050 | 3,333 | 150 | - | - | 48,324 | - |
| 熊 本 | 280,184 | 18,741 | 83,163 | 3,250 | 135 | 50 | 18,679 | 600 | 88,073 | 8,236 |
| 大 分 | 292,958 | - | 53,054 | 2,100 | - | - | - | - | 80,813 | - |
| 宮 崎 | 174,049 | - | 42,416 | 1,800 | 12,465 | 50 | - | - | 55,828 | - |
| 鹿児島 | 210,491 | - | 54,883 | 2,750 | - | - | - | - | 72,125 | - |
| 沖 縄 | 194,757 | 1,700 | 33,894 | 1,700 | - | - | - | - | 57,811 | 600 |

賦課状況（市町村） ー退職世帯ー <擬制世帯を除く>（続き）

| 後期高齢者支援金分 | | | | | 介護納付金分 | | | | | | |
|---------------|----------------|----------------------|---------|-----------|---------------|---------------------------|---------------|----------------|----------------------|---------|-----------|
| 保険料(税) 軽減額 | 賦課限度額を 超える額 | 賦課限度額 を越える 世帯数 | 減免等による額 | 減免 世帯数 | 保険料(税) 調定額 | (再掲)所得不詳 保険料(税) 調定額 | 保険料(税) 軽減額 | 賦課限度額を 超える額 | 賦課限度額 を越える 世帯数 | 減免等による額 | 減免 世帯数 |
| 千円 | 千円 | | 千円 | | 千円 | 千円 | 千円 | 千円 | | 千円 | |
| 1,048,523 | 559,589 | 5,000 | 39,265 | 5,850 | 6,649,119 | 111,447 | 1,154,984 | 472,294 | 3,500 | 35,350 | 5,600 |
| 35,637 | 28,086 | 50 | - | - | 169,741 | - | 33,140 | 18,406 | 50 | - | - |
| 20,368 | 210 | 100 | 761 | 150 | 69,919 | 8,378 | 21,297 | 355 | 100 | 791 | 150 |
| 12,074 | - | - | - | - | 84,126 | - | 15,835 | - | - | - | - |
| 16,131 | 2,151 | 100 | 2,607 | 800 | 173,441 | - | 21,047 | - | - | 1,549 | 800 |
| 12,332 | - | - | - | - | 78,063 | - | 13,841 | 790 | 100 | - | - |
| 9,526 | 1,814 | 100 | - | - | 114,291 | 1,771 | 13,589 | - | - | - | - |
| 17,810 | 10,507 | 50 | 12,689 | 250 | 118,923 | - | 20,137 | 6,827 | 50 | 12,634 | 250 |
| 18,625 | 7,602 | 100 | - | - | 178,530 | - | 25,029 | 2,078 | 100 | - | - |
| 17,276 | 5,353 | 200 | - | - | 150,780 | - | 15,351 | 4,890 | 100 | - | - |
| 26,151 | - | - | - | - | 95,938 | 742 | 32,580 | - | - | - | - |
| 26,781 | 2,216 | 300 | - | - | 362,371 | 25,867 | 31,244 | 759 | 100 | - | - |
| 27,956 | - | - | - | - | 254,526 | 3,700 | 32,847 | - | - | - | - |
| 66,890 | 101,345 | 1,000 | - | - | 642,053 | 3,801 | 81,923 | 97,161 | 800 | - | - |
| 53,715 | - | - | 5,268 | 500 | 426,373 | 2,284 | 53,334 | - | - | 4,981 | 500 |
| 19,284 | - | - | 170 | 100 | 124,402 | 2,564 | 22,069 | - | - | 145 | 100 |
| 5,436 | - | - | - | - | 36,127 | - | 6,525 | - | - | - | - |
| 6,980 | - | - | - | - | 59,994 | - | 8,977 | - | - | - | - |
| 3,824 | - | - | - | - | 37,003 | - | 5,213 | - | - | - | - |
| 4,691 | 3,950 | 50 | - | - | 54,154 | - | 5,859 | 5,144 | 100 | - | - |
| 25,213 | 422 | 100 | - | - | 177,827 | - | 29,485 | 424 | 50 | - | - |
| 21,294 | 100,013 | 200 | - | - | 113,101 | 10,042 | 22,847 | 76,285 | 150 | - | - |
| 30,863 | 666 | 100 | - | - | 268,288 | 3,174 | 34,500 | 499 | 100 | - | - |
| 48,497 | 12,837 | 650 | 4,070 | 1,750 | 403,794 | 4,103 | 53,996 | 13,769 | 650 | 4,235 | 1,650 |
| 19,734 | 2,974 | 50 | - | - | 124,366 | 19,523 | 19,376 | 38 | 100 | - | - |
| 9,175 | - | - | - | - | 81,453 | - | 10,246 | - | - | - | - |
| 14,425 | - | - | 1,670 | 100 | 161,264 | - | 16,495 | - | - | 1,020 | 100 |
| 104,179 | 9,838 | 250 | 2,167 | 1,000 | 385,578 | 12,709 | 110,060 | 3,774 | 150 | 1,830 | 850 |
| 45,268 | 2,976 | 400 | 4,165 | 400 | 287,029 | 3,807 | 48,086 | - | - | 4,373 | 400 |
| 8,265 | 789 | 100 | - | - | 72,612 | - | 9,106 | - | - | - | - |
| 13,705 | - | - | - | - | 48,134 | - | 13,056 | - | - | - | - |
| 13,197 | - | - | - | - | 50,355 | - | 13,326 | - | - | - | - |
| 10,047 | 1,052 | 50 | - | - | 39,613 | - | 13,214 | 1,787 | 50 | - | - |
| 22,332 | - | - | - | - | 95,807 | - | 20,256 | - | - | - | - |
| 31,803 | - | - | - | - | 101,468 | - | 33,100 | - | - | - | - |
| 14,332 | 332 | 100 | - | - | 61,336 | 1,537 | 14,435 | - | - | - | - |
| 8,044 | - | - | - | - | 62,870 | - | 11,797 | 251 | 50 | - | - |
| 12,784 | - | - | - | - | 43,100 | - | 14,538 | - | - | - | - |
| 11,883 | 46,690 | 100 | 461 | 200 | 62,862 | - | 13,511 | 34,302 | 100 | 386 | 200 |
| 11,159 | - | - | - | - | 68,575 | - | 10,117 | - | - | - | - |
| 64,852 | 209,738 | 600 | - | - | 300,871 | 2,978 | 67,560 | 202,558 | 550 | - | - |
| 10,017 | - | - | - | - | 47,323 | - | 11,069 | - | - | - | - |
| 14,766 | 1,026 | 150 | - | - | 47,089 | - | 16,306 | - | - | - | - |
| 23,954 | 225 | 50 | 5,238 | 600 | 72,886 | 3,867 | 24,447 | - | - | 3,406 | 600 |
| 15,308 | - | - | - | - | 76,356 | - | 19,209 | - | - | - | - |
| 13,371 | 6,780 | 50 | - | - | 51,090 | - | 14,389 | 2,200 | 50 | - | - |
| 18,772 | - | - | - | - | 68,293 | - | 19,335 | - | - | - | - |
| 9,803 | - | - | - | - | 45,029 | 600 | 11,291 | - | - | - | - |

第13表－1 都道府県別、保険料(税)

| 都道府県別 | 世帯数 | 被保険者数 | 医療給付費分 | | | |
|-------|------------|------------|---------------|---------------|------------|-------------------------------|
| | | | 保険料(税) 算定額 | 所得割額 | 所得割額のある世帯 | 所得割額のある世帯 の旧ただし書方式による課税標準額 |
| | | | 千円 | 千円 | | 千円 |
| 全 国 | 18,509,600 | 29,443,700 | 2,535,711,620 | 1,420,325,278 | 10,860,000 | 19,118,337,968 |
| 北海道 | 777,200 | 1,196,950 | 111,110,145 | 62,683,862 | 421,550 | 747,550,190 |
| 青 森 | 206,000 | 340,300 | 30,579,568 | 16,205,398 | 116,600 | 185,527,786 |
| 岩 手 | 178,200 | 281,950 | 19,787,455 | 10,046,351 | 100,500 | 140,188,823 |
| 宮 城 | 309,850 | 495,400 | 43,310,876 | 22,955,276 | 180,600 | 307,234,781 |
| 秋 田 | 143,900 | 231,850 | 18,380,841 | 9,667,572 | 80,900 | 111,629,180 |
| 山 形 | 144,200 | 240,250 | 22,397,964 | 11,707,375 | 92,100 | 136,447,585 |
| 福 島 | 272,300 | 452,150 | 35,141,861 | 19,484,090 | 163,200 | 268,363,247 |
| 茨 城 | 448,800 | 756,850 | 60,481,497 | 33,562,534 | 277,100 | 484,277,570 |
| 栃 木 | 295,300 | 500,900 | 44,499,956 | 23,619,291 | 187,800 | 328,522,954 |
| 群 馬 | 297,200 | 497,850 | 41,935,942 | 21,317,218 | 185,050 | 300,153,670 |
| 埼 玉 | 1,089,600 | 1,755,000 | 139,172,143 | 89,345,602 | 676,850 | 1,195,365,803 |
| 千 葉 | 945,100 | 1,503,650 | 124,175,804 | 73,647,605 | 577,200 | 1,033,044,827 |
| 東 京 | 2,185,300 | 3,197,350 | 322,287,646 | 210,437,483 | 1,279,000 | 3,098,435,258 |
| 神奈川 | 1,282,100 | 1,984,600 | 169,451,779 | 102,736,899 | 779,950 | 1,608,015,779 |
| 新 潟 | 303,400 | 493,850 | 38,676,522 | 20,971,914 | 184,600 | 264,885,005 |
| 富 山 | 134,500 | 212,750 | 16,966,207 | 8,748,039 | 84,400 | 122,383,812 |
| 石 川 | 152,100 | 239,800 | 21,290,392 | 10,178,379 | 92,900 | 132,961,485 |
| 福 井 | 97,100 | 155,150 | 12,959,469 | 5,902,432 | 61,650 | 92,225,825 |
| 山 梨 | 127,050 | 215,550 | 18,911,984 | 9,693,623 | 79,250 | 129,727,919 |
| 長 野 | 297,050 | 486,050 | 37,811,914 | 20,634,563 | 186,800 | 290,924,581 |
| 岐 阜 | 284,200 | 472,600 | 42,171,132 | 20,427,465 | 184,200 | 301,012,931 |
| 静 岡 | 541,750 | 870,850 | 76,109,253 | 40,101,756 | 354,150 | 656,741,114 |
| 愛 知 | 1,000,350 | 1,621,500 | 141,246,817 | 75,685,102 | 614,750 | 1,277,237,945 |
| 三 重 | 249,350 | 395,500 | 32,463,504 | 16,298,752 | 151,950 | 237,943,773 |
| 滋 賀 | 178,200 | 296,950 | 23,240,183 | 11,763,738 | 111,050 | 164,617,051 |
| 京 都 | 373,600 | 590,950 | 51,017,729 | 28,606,048 | 205,100 | 342,916,063 |
| 大 阪 | 1,334,350 | 2,110,350 | 185,106,860 | 100,228,437 | 709,900 | 1,101,965,389 |
| 兵 庫 | 778,300 | 1,248,650 | 117,599,642 | 66,626,625 | 454,000 | 745,179,083 |
| 奈 良 | 197,350 | 335,350 | 29,232,723 | 15,763,320 | 114,100 | 196,804,184 |
| 和歌山 | 158,750 | 266,700 | 21,481,761 | 9,564,490 | 88,850 | 124,767,116 |
| 鳥 取 | 78,250 | 125,600 | 9,521,894 | 4,311,542 | 46,150 | 59,537,239 |
| 島 根 | 89,250 | 136,250 | 11,981,122 | 6,284,665 | 52,850 | 69,628,133 |
| 岡 山 | 261,200 | 415,950 | 32,648,544 | 16,622,118 | 149,850 | 222,860,489 |
| 広 島 | 379,100 | 590,250 | 48,733,908 | 24,971,135 | 221,250 | 305,974,587 |
| 山 口 | 202,400 | 310,600 | 27,018,532 | 13,899,619 | 114,700 | 153,144,242 |
| 徳 島 | 103,450 | 163,750 | 13,567,547 | 5,772,291 | 48,600 | 66,902,675 |
| 香 川 | 135,050 | 214,500 | 18,548,782 | 8,324,791 | 78,050 | 115,258,012 |
| 愛 媛 | 208,850 | 331,200 | 26,047,487 | 12,767,248 | 111,350 | 144,523,780 |
| 高 知 | 115,750 | 181,850 | 14,312,125 | 6,884,512 | 61,700 | 85,686,769 |
| 福 岡 | 726,450 | 1,164,950 | 94,627,319 | 51,442,653 | 395,550 | 635,888,926 |
| 佐 賀 | 109,650 | 186,600 | 20,315,893 | 12,166,813 | 65,200 | 119,398,023 |
| 長 崎 | 212,700 | 340,600 | 27,323,458 | 13,828,432 | 119,450 | 157,155,418 |
| 熊 本 | 267,300 | 455,300 | 39,878,716 | 21,801,994 | 149,800 | 240,897,937 |
| 大 分 | 167,500 | 264,250 | 21,434,360 | 10,754,530 | 91,250 | 113,679,199 |
| 宮 崎 | 174,650 | 283,750 | 23,967,490 | 12,236,555 | 94,150 | 133,841,502 |
| 鹿児島 | 254,000 | 408,350 | 30,951,143 | 16,321,809 | 139,400 | 202,797,552 |
| 沖 縄 | 241,600 | 422,350 | 25,833,733 | 13,323,334 | 124,650 | 164,112,757 |

算定状況（市町村） — 全世界帯 —

| 資産割額 | 医療給付費分 | | | | 後期高齢者支援金分 | |
|------------|-----------|------------------|-------------|-------------|-------------|-------------|
| | 資産割額のある世帯 | 資産割額のある世帯の固定資産税額 | 被保険者均等割額 | 世帯別平等割額 | 保険料(税)算定額 | 所得割額 |
| 千円 | | 千円 | 千円 | 千円 | 千円 | 千円 |
| 50,312,394 | 2,528,950 | 230,967,184 | 737,860,293 | 327,213,657 | 784,465,365 | 439,850,307 |
| 1,864,058 | 74,800 | 5,547,919 | 25,850,145 | 20,712,080 | 34,282,565 | 19,384,640 |
| 1,029,233 | 47,750 | 3,183,867 | 8,107,870 | 5,237,067 | 9,274,813 | 4,875,451 |
| 560,525 | 47,350 | 3,370,423 | 5,465,973 | 3,714,609 | 6,361,106 | 3,272,107 |
| 1,452,270 | 77,550 | 6,288,354 | 11,662,060 | 7,241,270 | 13,420,413 | 7,154,863 |
| 143,198 | 8,800 | 696,654 | 5,219,370 | 3,350,702 | 5,644,656 | 2,968,509 |
| 1,022,782 | 73,900 | 5,414,773 | 6,224,320 | 3,443,488 | 6,814,573 | 3,552,089 |
| 300,769 | 24,750 | 1,795,604 | 9,769,645 | 5,587,357 | 12,301,758 | 6,968,227 |
| 1,988,505 | 93,900 | 7,627,036 | 15,456,453 | 9,474,005 | 18,003,137 | 9,881,711 |
| 1,767,737 | 110,050 | 10,022,673 | 13,071,230 | 6,041,698 | 14,388,096 | 7,859,777 |
| 1,808,225 | 95,250 | 9,686,770 | 12,139,620 | 6,670,879 | 11,323,918 | 5,863,066 |
| 7,948,578 | 262,800 | 29,700,124 | 34,792,450 | 7,085,513 | 40,105,580 | 25,373,145 |
| 803,735 | 58,500 | 5,697,326 | 31,252,461 | 18,472,003 | 36,722,425 | 22,695,342 |
| 242,572 | 18,350 | 2,368,826 | 109,998,519 | 1,609,073 | 93,045,665 | 58,892,545 |
| 288,008 | 18,700 | 2,381,434 | 54,204,088 | 12,222,785 | 56,032,551 | 33,857,131 |
| 118,228 | 13,400 | 1,042,276 | 11,089,615 | 6,496,766 | 13,010,675 | 7,165,817 |
| 9,633 | 1,750 | 96,334 | 5,360,099 | 2,848,436 | 4,926,898 | 2,513,907 |
| 845,115 | 42,150 | 3,144,212 | 6,277,457 | 3,989,441 | 5,993,021 | 2,683,583 |
| 827,924 | 57,150 | 5,106,070 | 4,276,355 | 1,952,758 | 3,933,324 | 2,142,352 |
| 738,160 | 36,300 | 3,019,430 | 5,455,345 | 3,024,856 | 5,558,577 | 2,758,912 |
| 1,661,308 | 120,100 | 10,319,387 | 9,524,637 | 5,991,407 | 13,336,433 | 7,406,579 |
| 2,637,367 | 109,350 | 10,361,575 | 12,267,140 | 6,839,160 | 12,779,596 | 6,447,076 |
| 4,268,450 | 164,800 | 18,880,031 | 21,046,755 | 10,692,293 | 25,694,660 | 13,607,211 |
| 4,200,048 | 164,200 | 21,957,123 | 46,395,963 | 14,965,704 | 45,319,098 | 25,167,414 |
| 819,535 | 53,750 | 4,131,237 | 10,184,070 | 5,161,147 | 11,773,292 | 6,025,104 |
| 85,080 | 4,300 | 420,048 | 7,888,340 | 3,503,025 | 7,512,069 | 3,872,533 |
| 267,559 | 20,400 | 1,341,784 | 14,966,756 | 7,177,365 | 16,090,383 | 8,978,265 |
| - | - | - | 49,016,135 | 35,862,288 | 63,665,750 | 34,701,042 |
| 915,512 | 74,650 | 7,528,474 | 33,088,601 | 16,968,905 | 33,860,219 | 19,014,635 |
| 438,290 | 18,350 | 1,753,111 | 8,433,905 | 4,597,209 | 7,942,914 | 4,128,662 |
| 1,595,381 | 56,750 | 4,436,831 | 6,611,450 | 3,710,439 | 6,477,713 | 2,850,170 |
| 640,655 | 40,800 | 3,336,390 | 2,898,535 | 1,671,162 | 3,234,608 | 1,473,167 |
| 6,151 | 650 | 38,653 | 3,899,479 | 1,790,828 | 3,238,972 | 1,680,614 |
| 128,790 | 8,650 | 633,715 | 10,703,529 | 5,194,107 | 11,071,828 | 5,788,077 |
| 630,663 | 55,300 | 4,421,638 | 14,599,674 | 8,532,436 | 14,651,669 | 7,479,084 |
| 143,787 | 10,350 | 699,588 | 8,174,570 | 4,800,557 | 7,899,932 | 4,081,894 |
| 1,367,627 | 56,350 | 4,301,354 | 4,223,363 | 2,204,265 | 3,735,212 | 1,760,412 |
| 1,404,601 | 73,050 | 6,277,076 | 5,766,160 | 3,053,230 | 4,600,785 | 2,121,160 |
| 1,062,626 | 53,000 | 4,036,571 | 7,717,672 | 4,499,941 | 8,178,822 | 4,132,171 |
| 704,512 | 35,500 | 2,369,798 | 4,110,715 | 2,612,386 | 4,628,224 | 2,349,825 |
| 539,144 | 52,400 | 3,691,639 | 26,095,203 | 16,550,319 | 31,486,194 | 17,264,353 |
| - | - | - | 4,518,525 | 3,630,555 | 5,124,929 | 3,074,725 |
| 256,225 | 23,350 | 1,626,709 | 8,654,035 | 4,584,766 | 8,715,442 | 4,355,636 |
| 375,755 | 19,450 | 1,235,410 | 11,834,743 | 5,866,225 | 11,880,905 | 6,641,726 |
| 3,545 | 250 | 12,440 | 6,875,985 | 3,800,300 | 5,862,615 | 2,912,351 |
| 690,582 | 51,550 | 3,521,333 | 7,303,298 | 3,737,055 | 7,046,681 | 3,648,351 |
| 979,265 | 68,650 | 4,401,832 | 8,334,735 | 5,315,335 | 10,140,073 | 5,336,064 |
| 730,682 | 29,800 | 3,043,334 | 7,053,249 | 4,726,468 | 7,372,597 | 3,688,831 |

第13表－1 都道府県別、保険料(税)

| 都道府県別 | 後期高齢者支援金分 | | | | | | 介護納付金分 |
|-------|------------|---------------------------|------------|-----------|-------------|------------|-------------|
| | 所得割額のある世帯 | 所得割額のある世帯の旧ただし書方式による課税標準額 | 資産割額 | 資産割額のある世帯 | 被保険者均等割額 | 世帯別平等割額 | 保険料(税)算定額 |
| | | 千円 | 千円 | | 千円 | 千円 | 千円 |
| 全 国 | 10,859,400 | 19,118,337,842 | 10,653,509 | 1,909,950 | 241,951,038 | 92,010,514 | 297,086,499 |
| 北海道 | 421,550 | 747,550,190 | 479,711 | 67,400 | 8,276,463 | 6,141,752 | 12,687,722 |
| 青 森 | 116,600 | 185,527,786 | 300,828 | 46,850 | 2,539,268 | 1,559,267 | 4,308,153 |
| 岩 手 | 100,500 | 140,188,823 | 165,486 | 46,500 | 1,771,843 | 1,151,670 | 2,555,679 |
| 宮 城 | 180,600 | 307,234,781 | 379,494 | 77,550 | 3,609,068 | 2,276,989 | 5,267,327 |
| 秋 田 | 80,900 | 111,629,180 | 49,631 | 8,800 | 1,738,305 | 888,212 | 2,423,033 |
| 山 形 | 92,100 | 136,447,585 | 348,894 | 71,050 | 1,860,635 | 1,052,955 | 2,590,146 |
| 福 島 | 163,200 | 268,363,247 | 102,456 | 23,400 | 3,452,485 | 1,778,590 | 4,845,360 |
| 茨 城 | 277,100 | 484,277,570 | 601,097 | 93,900 | 4,758,585 | 2,761,745 | 6,961,586 |
| 栃 木 | 187,800 | 328,522,954 | 492,729 | 102,450 | 4,238,170 | 1,797,413 | 5,436,270 |
| 群 馬 | 185,050 | 300,153,670 | 281,608 | 45,200 | 3,689,535 | 1,489,709 | 4,288,459 |
| 埼 玉 | 676,850 | 1,195,365,803 | - | - | 14,732,435 | - | 13,077,041 |
| 千 葉 | 577,200 | 1,033,044,827 | 4,249 | 700 | 12,545,651 | 1,477,184 | 13,404,907 |
| 東 京 | 1,279,000 | 3,098,435,258 | 10,028 | 2,850 | 33,914,051 | 229,041 | 37,631,207 |
| 神奈川 | 779,950 | 1,608,015,779 | 72,470 | 16,100 | 18,185,554 | 3,917,404 | 21,835,023 |
| 新 潟 | 184,500 | 264,885,001 | 15,364 | 2,750 | 4,080,190 | 1,749,304 | 4,559,566 |
| 富 山 | 84,400 | 122,383,812 | - | - | 1,597,173 | 815,817 | 1,670,192 |
| 石 川 | 92,900 | 132,961,485 | 144,001 | 28,200 | 2,119,535 | 1,045,903 | 2,212,146 |
| 福 井 | 61,650 | 92,225,825 | 221,519 | 52,650 | 1,066,300 | 503,153 | 1,436,395 |
| 山 梨 | 79,250 | 129,727,919 | 221,705 | 36,300 | 1,719,565 | 858,395 | 2,259,315 |
| 長 野 | 186,800 | 290,924,581 | 486,908 | 98,250 | 3,512,848 | 1,930,098 | 5,076,797 |
| 岐 阜 | 184,200 | 301,012,931 | 644,469 | 96,600 | 3,817,897 | 1,870,153 | 4,411,974 |
| 静 岡 | 354,150 | 656,741,114 | 451,638 | 76,100 | 8,141,355 | 3,494,456 | 8,329,877 |
| 愛 知 | 614,750 | 1,277,237,945 | 1,334,399 | 164,200 | 14,451,077 | 4,366,209 | 17,480,965 |
| 三 重 | 151,950 | 237,943,773 | 318,559 | 53,750 | 3,643,480 | 1,786,149 | 4,251,128 |
| 滋 賀 | 111,050 | 164,617,051 | 24,543 | 4,300 | 2,500,445 | 1,114,548 | 2,494,941 |
| 京 都 | 205,100 | 342,916,063 | 85,824 | 20,250 | 4,777,613 | 2,248,682 | 5,999,437 |
| 大 阪 | 709,900 | 1,101,965,389 | - | - | 16,766,348 | 12,198,360 | 24,620,877 |
| 兵 庫 | 453,600 | 745,178,966 | 287,624 | 73,050 | 9,643,169 | 4,914,791 | 14,044,210 |
| 奈 良 | 114,100 | 196,804,184 | 94,427 | 17,300 | 2,521,380 | 1,198,446 | 2,930,286 |
| 和歌山 | 88,850 | 124,767,116 | 429,753 | 53,150 | 2,084,803 | 1,112,988 | 2,637,770 |
| 鳥 取 | 46,150 | 59,537,239 | 236,256 | 40,800 | 1,016,890 | 508,295 | 1,218,886 |
| 島 根 | 52,850 | 69,628,133 | 1,706 | 650 | 1,067,022 | 489,630 | 1,365,711 |
| 岡 山 | 149,850 | 222,860,489 | 37,925 | 7,550 | 3,576,432 | 1,669,395 | 3,562,375 |
| 広 島 | 221,250 | 305,974,587 | 167,693 | 55,200 | 4,485,963 | 2,518,928 | 5,121,228 |
| 山 口 | 114,700 | 153,144,242 | 49,706 | 10,350 | 2,368,265 | 1,400,067 | 2,719,595 |
| 徳 島 | 48,600 | 66,902,675 | 243,133 | 41,650 | 1,154,453 | 577,214 | 1,332,494 |
| 香 川 | 78,050 | 115,258,012 | 316,477 | 73,050 | 1,466,550 | 696,599 | 1,687,212 |
| 愛 媛 | 111,350 | 144,523,780 | 312,045 | 53,000 | 2,387,350 | 1,347,257 | 2,836,226 |
| 高 知 | 61,700 | 85,686,769 | 224,596 | 35,500 | 1,252,030 | 801,774 | 1,727,130 |
| 福 岡 | 395,550 | 635,888,926 | 93,862 | 24,950 | 8,768,798 | 5,359,181 | 11,264,446 |
| 佐 賀 | 65,200 | 119,398,023 | - | - | 1,258,390 | 791,814 | 2,474,800 |
| 長 崎 | 119,450 | 157,155,418 | 64,247 | 22,250 | 2,821,715 | 1,473,844 | 3,265,986 |
| 熊 本 | 149,800 | 240,897,937 | 99,776 | 16,500 | 3,561,600 | 1,577,804 | 4,791,447 |
| 大 分 | 91,250 | 113,679,199 | 1,120 | 250 | 1,970,200 | 978,945 | 2,055,257 |
| 宮 崎 | 94,150 | 133,841,502 | 191,903 | 51,550 | 2,129,392 | 1,077,035 | 3,010,326 |
| 鹿児島 | 139,400 | 202,797,552 | 343,082 | 68,650 | 2,767,420 | 1,693,508 | 3,797,460 |
| 沖 縄 | 124,550 | 164,112,753 | 220,573 | 28,450 | 2,143,344 | 1,319,849 | 3,128,132 |

算定状況（市町村） ー全世帯ー（続き）

| 介護納付金分 | | | | | | |
|-------------|-----------|---------------------------|-----------|-----------|-------------|------------|
| 所得割額 | 所得割額のある世帯 | 所得割額のある世帯の旧ただし書方式による課税標準額 | 資産割額 | 資産割額のある世帯 | 被保険者均等割額 | 世帯別平等割額 |
| 千円 | | 千円 | 千円 | | 千円 | 千円 |
| 161,981,104 | 4,119,100 | 9,101,480,756 | 2,875,005 | 605,400 | 100,685,963 | 31,544,427 |
| 7,129,939 | 158,450 | 424,169,603 | 127,460 | 24,500 | 3,169,332 | 2,260,992 |
| 2,378,028 | 54,200 | 108,510,617 | 98,725 | 18,050 | 1,302,155 | 529,245 |
| 1,250,238 | 38,300 | 67,498,318 | 65,958 | 15,300 | 710,070 | 529,413 |
| 2,792,179 | 66,550 | 145,086,683 | 111,130 | 24,900 | 1,497,647 | 866,372 |
| 1,327,628 | 31,800 | 60,493,670 | 16,176 | 2,850 | 692,350 | 386,879 |
| 1,269,129 | 35,800 | 68,526,026 | 98,135 | 24,900 | 864,620 | 358,262 |
| 2,705,681 | 68,400 | 139,297,214 | 28,611 | 8,800 | 1,358,719 | 752,350 |
| 3,658,464 | 114,350 | 256,774,324 | 86,217 | 20,900 | 2,689,930 | 526,975 |
| 2,916,566 | 77,200 | 176,198,244 | 122,749 | 35,650 | 1,578,350 | 818,605 |
| 2,117,719 | 71,400 | 146,975,096 | 77,533 | 15,950 | 1,448,707 | 644,500 |
| 7,509,666 | 261,600 | 531,461,726 | - | - | 5,567,375 | - |
| 6,988,642 | 224,450 | 458,131,924 | 697 | 250 | 5,886,790 | 528,778 |
| 21,394,563 | 525,450 | 1,592,193,411 | 3,929 | 850 | 16,123,650 | 109,065 |
| 13,232,115 | 291,750 | 720,424,810 | 25,360 | 5,350 | 7,038,864 | 1,538,684 |
| 2,543,923 | 63,950 | 123,277,867 | - | - | 2,015,643 | - |
| 875,881 | 26,950 | 57,165,274 | - | - | 491,266 | 303,045 |
| 1,157,802 | 30,900 | 60,442,199 | 12,957 | 3,300 | 726,963 | 314,423 |
| 718,479 | 23,650 | 49,094,657 | 62,155 | 18,100 | 419,205 | 236,555 |
| 1,216,878 | 32,850 | 75,042,113 | 50,622 | 10,850 | 631,555 | 360,260 |
| 2,815,868 | 70,550 | 141,682,351 | 130,523 | 31,200 | 1,265,662 | 864,744 |
| 2,224,914 | 66,200 | 140,106,552 | 197,257 | 29,950 | 1,378,430 | 611,373 |
| 3,925,154 | 111,400 | 257,537,972 | 133,953 | 23,500 | 3,521,725 | 749,045 |
| 9,836,170 | 235,950 | 660,637,837 | 244,717 | 50,650 | 5,570,186 | 1,829,892 |
| 2,202,470 | 54,700 | 107,363,135 | 81,575 | 17,200 | 1,331,307 | 635,776 |
| 1,202,367 | 39,350 | 70,232,141 | 5,999 | 1,600 | 883,395 | 403,180 |
| 3,491,171 | 75,750 | 153,286,750 | 31,286 | 5,950 | 1,672,650 | 804,330 |
| 13,496,031 | 265,600 | 462,668,418 | 4,464 | 200 | 7,477,020 | 3,643,363 |
| 8,079,763 | 162,800 | 313,961,154 | 76,751 | 23,150 | 4,010,294 | 1,877,402 |
| 1,371,853 | 40,050 | 74,043,971 | 19,858 | 5,900 | 1,188,230 | 350,345 |
| 1,189,983 | 35,950 | 62,231,629 | 164,363 | 20,100 | 828,161 | 455,264 |
| 545,527 | 16,650 | 27,192,033 | 95,546 | 12,950 | 384,877 | 192,937 |
| 745,612 | 17,850 | 33,638,135 | 1,155 | 250 | 429,498 | 189,446 |
| 1,928,075 | 49,200 | 101,879,343 | 9,556 | 2,450 | 1,107,875 | 516,870 |
| 2,604,235 | 70,350 | 115,675,859 | 53,528 | 13,800 | 1,576,018 | 887,447 |
| 1,425,790 | 36,750 | 60,367,357 | 9,160 | 2,550 | 807,713 | 476,932 |
| 502,914 | 16,350 | 25,050,039 | 119,480 | 18,100 | 471,809 | 238,291 |
| 792,633 | 26,900 | 50,549,295 | 77,164 | 21,900 | 538,405 | 279,010 |
| 1,532,869 | 39,050 | 74,866,323 | 98,878 | 16,500 | 770,409 | 434,069 |
| 880,613 | 23,850 | 44,652,523 | 55,772 | 11,000 | 488,975 | 301,770 |
| 6,034,761 | 144,700 | 270,877,717 | 7,896 | 3,950 | 3,715,330 | 1,506,458 |
| 1,565,220 | 28,050 | 70,293,202 | - | - | 612,670 | 296,910 |
| 1,578,080 | 49,300 | 73,571,762 | 18,006 | 7,100 | 1,064,210 | 605,690 |
| 2,687,732 | 61,650 | 137,906,538 | 27,164 | 5,550 | 1,729,338 | 347,213 |
| 953,661 | 31,950 | 46,099,076 | 236 | 100 | 721,615 | 379,745 |
| 1,617,868 | 38,700 | 71,774,237 | 55,897 | 13,150 | 931,322 | 405,238 |
| 2,085,561 | 52,200 | 104,186,684 | 90,905 | 21,600 | 993,275 | 627,720 |
| 1,480,688 | 59,300 | 88,384,948 | 75,502 | 14,550 | 1,002,374 | 569,567 |

第13表－2 都道府県別、保険料(税)

| 都道府県別 | 世帯数 | 被保険者数 | 医療給付費分 | | | |
|-------|------------|------------|---------------|---------------|------------|-------------------------------|
| | | | 保険料(税) 算定額 | 所得割額 | 所得割額のある世帯 | 所得割額のある世帯の 旧ただし書方式による課税標準額 |
| | | | 千円 | 千円 | | 千円 |
| 全 国 | 18,331,950 | 29,080,250 | 2,505,194,294 | 1,403,030,808 | 10,714,400 | 18,880,596,565 |
| 北海道 | 771,350 | 1,187,250 | 110,322,098 | 62,267,647 | 416,950 | 742,903,799 |
| 青 森 | 203,500 | 335,800 | 30,243,266 | 16,056,138 | 114,750 | 184,136,794 |
| 岩 手 | 176,200 | 276,450 | 19,460,488 | 9,887,949 | 98,300 | 137,791,971 |
| 宮 城 | 306,700 | 488,000 | 42,697,367 | 22,607,255 | 177,700 | 302,680,604 |
| 秋 田 | 142,300 | 227,400 | 18,090,275 | 9,514,508 | 79,200 | 109,815,357 |
| 山 形 | 141,950 | 234,800 | 21,968,161 | 11,501,141 | 90,150 | 133,940,662 |
| 福 島 | 269,000 | 445,050 | 34,567,674 | 19,138,616 | 160,250 | 263,412,984 |
| 茨 城 | 444,050 | 747,150 | 59,757,186 | 33,164,223 | 273,050 | 478,419,393 |
| 栃 木 | 292,250 | 493,950 | 43,867,411 | 23,276,258 | 184,950 | 323,730,464 |
| 群 馬 | 293,550 | 491,000 | 41,445,231 | 21,112,811 | 183,150 | 297,168,609 |
| 埼 玉 | 1,081,250 | 1,736,350 | 137,533,080 | 88,212,414 | 667,650 | 1,180,419,781 |
| 千 葉 | 937,850 | 1,489,450 | 122,994,476 | 72,941,572 | 569,950 | 1,022,983,458 |
| 東 京 | 2,168,150 | 3,168,250 | 319,066,591 | 208,227,479 | 1,266,150 | 3,063,210,603 |
| 神奈川 | 1,271,300 | 1,964,700 | 167,940,472 | 101,877,619 | 770,950 | 1,594,679,955 |
| 新 潟 | 301,000 | 486,400 | 38,227,436 | 20,749,492 | 182,550 | 262,008,235 |
| 富 山 | 133,300 | 209,600 | 16,796,184 | 8,681,465 | 83,500 | 121,433,028 |
| 石 川 | 150,800 | 236,300 | 21,051,772 | 10,076,930 | 92,000 | 131,670,510 |
| 福 井 | 95,850 | 152,800 | 12,788,951 | 5,836,346 | 60,550 | 91,140,678 |
| 山 梨 | 126,000 | 213,100 | 18,671,014 | 9,550,603 | 78,250 | 127,767,166 |
| 長 野 | 293,050 | 476,550 | 37,214,501 | 20,339,765 | 183,400 | 286,380,607 |
| 岐 阜 | 281,500 | 465,600 | 41,476,820 | 20,017,859 | 181,950 | 293,913,842 |
| 静 岡 | 536,350 | 858,700 | 74,994,274 | 39,480,184 | 349,200 | 645,957,360 |
| 愛 知 | 991,100 | 1,602,100 | 139,649,180 | 74,829,558 | 606,550 | 1,262,719,750 |
| 三 重 | 246,650 | 389,050 | 31,980,537 | 16,062,991 | 149,650 | 235,041,010 |
| 滋 賀 | 176,850 | 292,750 | 22,938,397 | 11,602,068 | 110,000 | 162,368,481 |
| 京 都 | 369,500 | 583,350 | 50,466,456 | 28,340,552 | 201,050 | 339,428,097 |
| 大 阪 | 1,322,450 | 2,089,600 | 182,451,886 | 98,422,963 | 702,200 | 1,081,349,787 |
| 兵 庫 | 771,100 | 1,233,700 | 116,387,872 | 65,985,808 | 447,750 | 737,674,757 |
| 奈 良 | 196,050 | 332,300 | 28,903,264 | 15,547,254 | 112,700 | 194,194,039 |
| 和歌山 | 157,000 | 263,500 | 21,274,784 | 9,496,038 | 87,400 | 123,807,627 |
| 鳥 取 | 76,750 | 122,150 | 9,337,090 | 4,248,928 | 45,100 | 58,661,126 |
| 島 根 | 88,050 | 133,550 | 11,792,230 | 6,196,346 | 51,700 | 68,598,741 |
| 岡 山 | 257,850 | 408,900 | 32,220,501 | 16,446,292 | 147,050 | 220,611,148 |
| 広 島 | 374,950 | 582,750 | 48,252,972 | 24,805,607 | 219,000 | 303,828,191 |
| 山 口 | 200,300 | 306,550 | 26,753,883 | 13,788,896 | 113,250 | 151,872,347 |
| 徳 島 | 102,350 | 160,600 | 13,306,518 | 5,669,619 | 47,700 | 65,699,823 |
| 香 川 | 133,150 | 210,350 | 18,256,045 | 8,209,977 | 76,750 | 113,639,806 |
| 愛 媛 | 206,900 | 326,850 | 25,532,600 | 12,406,333 | 109,550 | 140,053,764 |
| 高 知 | 113,700 | 178,300 | 14,018,514 | 6,731,343 | 60,150 | 83,900,910 |
| 福 岡 | 717,700 | 1,149,000 | 92,827,104 | 50,204,493 | 389,150 | 620,010,340 |
| 佐 賀 | 108,150 | 183,450 | 20,055,253 | 12,032,853 | 63,500 | 118,098,125 |
| 長 崎 | 211,200 | 337,100 | 27,115,933 | 13,742,860 | 118,300 | 156,105,731 |
| 熊 本 | 263,850 | 448,600 | 39,457,326 | 21,649,801 | 148,150 | 239,301,435 |
| 大 分 | 165,550 | 259,700 | 21,078,609 | 10,560,819 | 89,900 | 111,652,977 |
| 宮 崎 | 172,950 | 280,200 | 23,703,756 | 12,110,090 | 92,950 | 132,271,326 |
| 鹿児島 | 251,050 | 403,200 | 30,671,351 | 16,216,965 | 137,300 | 201,497,063 |
| 沖 縄 | 239,550 | 418,000 | 25,587,507 | 13,204,079 | 123,050 | 162,644,302 |

算定状況（市町村） — 一般世帯 —

| 資産割額 | 医療給付費分 | | | | 後期高齢者支援金分 | |
|------------|-----------|------------------|-------------|-------------|-------------|-------------|
| | 資産割額のある世帯 | 資産割額のある世帯の固定資産税額 | 被保険者均等割額 | 世帯別平等割額 | 保険料(税)算定額 | 所得割額 |
| 千円 | | 千円 | 千円 | 千円 | 千円 | 千円 |
| 49,476,068 | 2,481,850 | 226,993,025 | 728,948,568 | 323,738,854 | 774,897,357 | 434,390,893 |
| 1,854,122 | 73,950 | 5,514,873 | 25,643,305 | 20,557,025 | 34,032,832 | 19,251,066 |
| 1,016,200 | 47,150 | 3,146,921 | 8,000,090 | 5,170,838 | 9,167,491 | 4,827,849 |
| 540,197 | 46,000 | 3,256,865 | 5,362,118 | 3,670,226 | 6,257,611 | 3,221,156 |
| 1,429,697 | 76,200 | 6,190,273 | 11,491,475 | 7,168,941 | 13,238,636 | 7,051,593 |
| 140,523 | 8,600 | 687,709 | 5,118,939 | 3,316,305 | 5,544,953 | 2,918,695 |
| 997,498 | 72,400 | 5,301,200 | 6,080,050 | 3,389,473 | 6,683,980 | 3,487,735 |
| 292,873 | 24,100 | 1,750,349 | 9,618,510 | 5,517,675 | 12,102,155 | 6,846,757 |
| 1,965,766 | 92,200 | 7,539,431 | 15,260,558 | 9,366,640 | 17,782,373 | 9,759,465 |
| 1,723,866 | 107,650 | 9,821,213 | 12,885,430 | 5,981,858 | 14,198,683 | 7,755,028 |
| 1,777,426 | 93,450 | 9,522,675 | 11,972,055 | 6,582,939 | 11,188,087 | 5,801,520 |
| 7,851,054 | 259,000 | 29,354,963 | 34,445,340 | 7,024,273 | 39,647,598 | 25,072,858 |
| 796,133 | 57,850 | 5,654,256 | 30,935,116 | 18,321,654 | 36,368,027 | 22,478,803 |
| 239,896 | 17,850 | 2,333,137 | 109,011,264 | 1,587,953 | 92,096,998 | 58,251,913 |
| 284,732 | 18,450 | 2,352,367 | 53,674,154 | 12,103,968 | 55,534,752 | 33,576,416 |
| 114,727 | 13,200 | 1,006,206 | 10,920,250 | 6,442,967 | 12,856,588 | 7,088,485 |
| 9,633 | 1,750 | 96,334 | 5,281,011 | 2,824,075 | 4,877,776 | 2,494,923 |
| 835,794 | 41,700 | 3,115,324 | 6,184,417 | 3,954,631 | 5,926,125 | 2,657,312 |
| 813,327 | 55,850 | 4,995,001 | 4,211,805 | 1,927,473 | 3,881,080 | 2,118,298 |
| 727,515 | 35,900 | 2,976,935 | 5,394,250 | 2,998,646 | 5,485,791 | 2,714,615 |
| 1,626,928 | 116,450 | 10,083,791 | 9,337,766 | 5,910,042 | 13,120,298 | 7,297,047 |
| 2,598,497 | 108,000 | 10,206,025 | 12,089,180 | 6,771,284 | 12,532,392 | 6,286,057 |
| 4,178,553 | 161,250 | 18,481,532 | 20,752,625 | 10,582,913 | 25,327,996 | 13,402,117 |
| 4,158,823 | 161,350 | 21,748,271 | 45,870,576 | 14,790,224 | 44,802,587 | 24,876,608 |
| 793,426 | 52,950 | 3,966,429 | 10,021,730 | 5,102,390 | 11,594,077 | 5,937,066 |
| 83,469 | 4,150 | 412,397 | 7,776,920 | 3,475,940 | 7,414,968 | 3,819,569 |
| 257,896 | 19,950 | 1,305,834 | 14,775,298 | 7,092,709 | 15,915,003 | 8,893,431 |
| - | - | - | 48,546,162 | 35,482,762 | 62,797,289 | 34,117,922 |
| 892,666 | 72,950 | 7,329,401 | 32,703,457 | 16,805,941 | 33,508,171 | 18,830,651 |
| 434,612 | 18,200 | 1,741,896 | 8,357,155 | 4,564,244 | 7,854,249 | 4,073,628 |
| 1,573,639 | 55,750 | 4,379,623 | 6,533,793 | 3,671,313 | 6,411,818 | 2,827,472 |
| 629,530 | 39,400 | 3,277,286 | 2,819,840 | 1,638,792 | 3,169,495 | 1,451,615 |
| 6,151 | 650 | 38,653 | 3,823,572 | 1,766,162 | 3,185,644 | 1,655,421 |
| 127,200 | 8,550 | 625,715 | 10,521,053 | 5,125,956 | 10,933,657 | 5,731,042 |
| 600,248 | 54,400 | 4,162,352 | 14,412,643 | 8,434,474 | 14,514,076 | 7,432,901 |
| 143,787 | 10,350 | 699,588 | 8,072,526 | 4,748,674 | 7,822,176 | 4,047,767 |
| 1,316,700 | 55,250 | 4,131,599 | 4,141,278 | 2,178,920 | 3,666,904 | 1,732,885 |
| 1,383,993 | 71,650 | 6,193,039 | 5,654,325 | 3,007,750 | 4,527,888 | 2,091,735 |
| 1,054,126 | 52,150 | 4,000,546 | 7,616,129 | 4,456,012 | 8,028,566 | 4,027,056 |
| 692,495 | 34,650 | 2,330,463 | 4,030,020 | 2,564,656 | 4,532,412 | 2,297,275 |
| 527,069 | 51,150 | 3,619,525 | 25,743,811 | 16,351,731 | 30,834,257 | 16,808,202 |
| - | - | - | 4,443,000 | 3,579,400 | 5,059,236 | 3,041,977 |
| 254,807 | 23,050 | 1,616,774 | 8,566,350 | 4,551,916 | 8,648,052 | 4,325,589 |
| 356,237 | 18,650 | 1,171,156 | 11,665,498 | 5,785,790 | 11,752,105 | 6,590,161 |
| 3,545 | 250 | 12,440 | 6,759,500 | 3,754,745 | 5,764,029 | 2,860,270 |
| 677,265 | 50,550 | 3,471,348 | 7,215,996 | 3,700,405 | 6,962,076 | 3,607,302 |
| 972,506 | 67,650 | 4,369,942 | 8,229,260 | 5,252,620 | 10,045,135 | 5,300,040 |
| 720,921 | 29,250 | 3,001,369 | 6,978,971 | 4,683,536 | 7,301,267 | 3,653,604 |

第13表－2 都道府県別、保険料(税)

| 都道府県別 | 後期高齢者支援金分 | | | | | | 介護納付金分 |
|-------|------------|---------------------------|------------|-----------|-------------|------------|-------------|
| | 所得割額のある世帯 | 所得割額のある世帯の旧ただし書方式による課税標準額 | 資産割額 | 資産割額のある世帯 | 被保険者均等割額 | 世帯別平等割額 | 保険料(税)算定額 |
| | | 千円 | 千円 | | 千円 | 千円 | 千円 |
| 全 国 | 10,713,800 | 18,880,596,439 | 10,458,337 | 1,873,050 | 239,022,488 | 91,025,643 | 287,980,666 |
| 北海道 | 416,950 | 742,903,799 | 477,081 | 66,700 | 8,207,773 | 6,096,912 | 12,459,586 |
| 青 森 | 114,750 | 184,136,794 | 296,755 | 46,250 | 2,504,437 | 1,538,451 | 4,209,760 |
| 岩 手 | 98,300 | 137,791,971 | 159,887 | 45,150 | 1,737,073 | 1,139,495 | 2,446,643 |
| 宮 城 | 177,700 | 302,680,604 | 373,768 | 76,200 | 3,558,381 | 2,254,894 | 5,065,143 |
| 秋 田 | 79,200 | 109,815,357 | 48,959 | 8,600 | 1,699,573 | 877,727 | 2,326,674 |
| 山 形 | 90,150 | 133,940,662 | 341,740 | 69,800 | 1,817,215 | 1,037,290 | 2,442,870 |
| 福 島 | 160,250 | 263,412,984 | 99,693 | 22,750 | 3,399,479 | 1,756,227 | 4,667,375 |
| 茨 城 | 273,050 | 478,419,393 | 594,669 | 92,200 | 4,697,950 | 2,730,290 | 6,742,621 |
| 栃 木 | 184,950 | 323,730,464 | 481,596 | 100,150 | 4,181,560 | 1,780,493 | 5,263,149 |
| 群 馬 | 183,150 | 297,168,609 | 276,788 | 44,600 | 3,637,960 | 1,471,819 | 4,156,458 |
| 埼 玉 | 667,650 | 1,180,419,781 | - | - | 14,574,740 | - | 12,661,601 |
| 千 葉 | 569,950 | 1,022,983,458 | 4,249 | 700 | 12,415,221 | 1,469,754 | 13,087,287 |
| 東 京 | 1,266,150 | 3,063,210,603 | 10,028 | 2,850 | 33,609,196 | 225,861 | 36,778,026 |
| 神奈川 | 770,950 | 1,594,679,955 | 71,991 | 15,900 | 18,008,434 | 3,877,920 | 21,334,510 |
| 新 潟 | 182,450 | 262,008,230 | 15,206 | 2,700 | 4,015,348 | 1,737,550 | 4,399,762 |
| 富 山 | 83,500 | 121,433,028 | - | - | 1,573,987 | 808,867 | 1,614,980 |
| 石 川 | 92,000 | 131,670,510 | 141,990 | 27,750 | 2,088,898 | 1,037,926 | 2,134,118 |
| 福 井 | 60,550 | 91,140,678 | 217,000 | 51,450 | 1,049,530 | 496,253 | 1,388,875 |
| 山 梨 | 78,250 | 127,767,166 | 219,721 | 35,900 | 1,700,485 | 850,970 | 2,192,244 |
| 長 野 | 183,400 | 286,380,607 | 475,094 | 95,350 | 3,442,959 | 1,905,198 | 4,852,652 |
| 岐 阜 | 181,950 | 293,913,842 | 633,173 | 95,450 | 3,763,628 | 1,849,534 | 4,189,704 |
| 静 岡 | 349,200 | 645,957,360 | 433,663 | 74,000 | 8,034,210 | 3,458,006 | 8,003,995 |
| 愛 知 | 606,550 | 1,262,719,750 | 1,321,503 | 161,350 | 14,289,684 | 4,314,792 | 16,977,863 |
| 三 重 | 149,650 | 235,041,010 | 308,449 | 52,950 | 3,584,013 | 1,764,549 | 4,103,752 |
| 滋 賀 | 110,000 | 162,368,481 | 24,041 | 4,150 | 2,465,250 | 1,106,108 | 2,398,047 |
| 京 都 | 201,050 | 339,428,097 | 82,802 | 19,800 | 4,716,029 | 2,222,742 | 5,817,912 |
| 大 阪 | 702,200 | 1,081,349,787 | - | - | 16,609,596 | 12,069,771 | 23,783,341 |
| 兵 庫 | 447,350 | 737,674,640 | 279,045 | 71,350 | 9,530,319 | 4,868,156 | 13,693,534 |
| 奈 良 | 112,700 | 194,194,039 | 93,500 | 17,150 | 2,497,410 | 1,189,711 | 2,833,272 |
| 和歌山 | 87,400 | 123,807,627 | 425,530 | 52,250 | 2,058,740 | 1,100,077 | 2,573,014 |
| 鳥 取 | 45,100 | 58,661,126 | 232,056 | 39,400 | 987,830 | 497,995 | 1,149,857 |
| 島 根 | 51,700 | 68,598,741 | 1,706 | 650 | 1,045,898 | 482,620 | 1,305,499 |
| 岡 山 | 147,050 | 220,611,148 | 37,476 | 7,500 | 3,517,443 | 1,647,696 | 3,443,640 |
| 広 島 | 219,000 | 303,828,191 | 161,377 | 54,300 | 4,429,477 | 2,490,321 | 4,972,758 |
| 山 口 | 113,250 | 151,872,347 | 49,706 | 10,350 | 2,339,588 | 1,385,115 | 2,643,002 |
| 徳 島 | 47,700 | 65,699,823 | 230,252 | 40,550 | 1,132,898 | 570,869 | 1,253,035 |
| 香 川 | 76,750 | 113,639,806 | 311,674 | 71,650 | 1,438,235 | 686,244 | 1,624,305 |
| 愛 媛 | 109,550 | 140,053,764 | 309,539 | 52,150 | 2,357,544 | 1,334,428 | 2,719,096 |
| 高 知 | 60,150 | 83,900,910 | 221,283 | 34,650 | 1,227,210 | 786,645 | 1,646,524 |
| 福 岡 | 389,150 | 620,010,340 | 89,927 | 24,150 | 8,645,003 | 5,291,125 | 10,670,498 |
| 佐 賀 | 63,500 | 118,098,125 | - | - | 1,237,270 | 779,989 | 2,412,461 |
| 長 崎 | 118,300 | 156,105,731 | 63,871 | 21,950 | 2,794,678 | 1,463,914 | 3,199,039 |
| 熊 本 | 148,150 | 239,301,435 | 95,731 | 15,950 | 3,509,455 | 1,556,759 | 4,679,183 |
| 大 分 | 89,900 | 111,652,977 | 1,120 | 250 | 1,935,785 | 966,855 | 1,957,240 |
| 宮 崎 | 92,950 | 132,271,326 | 187,078 | 50,550 | 2,101,436 | 1,066,260 | 2,932,156 |
| 鹿児島 | 137,300 | 201,497,063 | 340,598 | 67,650 | 2,731,210 | 1,673,288 | 3,705,942 |
| 沖 縄 | 122,950 | 162,644,298 | 217,027 | 27,900 | 2,122,451 | 1,308,185 | 3,067,663 |

算定状況（市町村） — 一般世帯 — （続き）

| 介護納付金分 | | | | | | |
|-------------|-----------|---------------------------|-----------|-----------|------------|------------|
| 所得割額 | 所得割額のある世帯 | 所得割額のある世帯の旧ただし書方式による課税標準額 | 資産割額 | 資産割額のある世帯 | 被保険者均等割額 | 世帯別平等割額 |
| 千円 | | 千円 | 千円 | | 千円 | 千円 |
| 157,477,838 | 3,953,800 | 8,840,101,464 | 2,714,393 | 566,700 | 97,318,860 | 30,469,576 |
| 7,021,226 | 153,650 | 419,173,417 | 125,714 | 23,800 | 3,097,833 | 2,214,813 |
| 2,343,445 | 52,400 | 107,494,162 | 95,045 | 17,350 | 1,255,195 | 516,075 |
| 1,207,011 | 36,150 | 65,082,105 | 59,324 | 13,850 | 673,170 | 507,138 |
| 2,690,487 | 63,950 | 139,719,540 | 103,817 | 23,350 | 1,438,032 | 832,807 |
| 1,287,234 | 29,800 | 58,521,938 | 15,433 | 2,650 | 651,485 | 372,523 |
| 1,209,177 | 33,100 | 62,838,375 | 91,811 | 23,350 | 806,640 | 335,242 |
| 2,612,736 | 65,250 | 134,354,644 | 27,194 | 8,200 | 1,302,216 | 725,231 |
| 3,561,043 | 109,550 | 249,981,385 | 82,419 | 19,450 | 2,588,930 | 510,230 |
| 2,830,692 | 73,900 | 170,840,614 | 114,857 | 33,300 | 1,521,990 | 795,610 |
| 2,073,968 | 69,200 | 144,114,836 | 74,015 | 15,050 | 1,388,745 | 619,730 |
| 7,266,511 | 250,950 | 515,312,920 | - | - | 5,395,090 | - |
| 6,832,128 | 216,550 | 447,094,064 | 697 | 250 | 5,728,644 | 525,818 |
| 20,914,132 | 510,600 | 1,555,721,386 | 3,929 | 850 | 15,754,200 | 105,765 |
| 12,960,231 | 281,350 | 705,745,310 | 24,908 | 5,150 | 6,855,207 | 1,494,163 |
| 2,480,685 | 61,050 | 119,502,064 | - | - | 1,919,077 | - |
| 860,785 | 25,500 | 55,648,513 | - | - | 466,575 | 287,620 |
| 1,130,800 | 29,250 | 58,136,326 | 12,745 | 3,100 | 689,560 | 301,013 |
| 704,304 | 22,500 | 48,100,860 | 57,991 | 16,900 | 400,245 | 226,335 |
| 1,181,143 | 31,800 | 73,301,618 | 49,770 | 10,600 | 612,370 | 348,960 |
| 2,714,360 | 66,450 | 136,756,047 | 120,972 | 28,250 | 1,194,560 | 822,761 |
| 2,099,727 | 63,750 | 131,577,123 | 185,902 | 28,550 | 1,320,355 | 583,720 |
| 3,782,776 | 105,600 | 246,927,381 | 118,973 | 21,250 | 3,382,670 | 719,575 |
| 9,597,577 | 227,000 | 644,899,973 | 236,166 | 47,250 | 5,379,443 | 1,764,677 |
| 2,143,453 | 52,050 | 104,134,365 | 74,441 | 16,250 | 1,275,746 | 610,112 |
| 1,157,763 | 37,400 | 66,455,943 | 5,544 | 1,400 | 846,295 | 388,445 |
| 3,408,451 | 71,500 | 149,626,137 | 28,189 | 5,400 | 1,604,349 | 776,923 |
| 12,967,513 | 256,750 | 440,939,386 | 4,464 | 200 | 7,277,370 | 3,533,994 |
| 7,918,969 | 155,900 | 303,832,965 | 70,826 | 21,400 | 3,887,006 | 1,816,733 |
| 1,314,204 | 38,350 | 71,016,501 | 19,043 | 5,750 | 1,159,350 | 340,675 |
| 1,169,441 | 34,450 | 61,256,022 | 160,380 | 19,200 | 801,547 | 441,647 |
| 526,273 | 15,250 | 26,187,171 | 91,234 | 11,400 | 354,552 | 177,797 |
| 721,892 | 16,600 | 32,560,750 | 1,155 | 250 | 404,053 | 178,399 |
| 1,887,168 | 46,200 | 99,677,015 | 9,136 | 2,400 | 1,053,246 | 494,090 |
| 2,554,638 | 67,400 | 112,998,974 | 49,126 | 12,750 | 1,511,738 | 857,257 |
| 1,395,674 | 35,150 | 58,696,109 | 9,160 | 2,550 | 777,950 | 460,218 |
| 475,520 | 15,200 | 23,512,037 | 104,642 | 16,500 | 446,768 | 226,105 |
| 779,350 | 25,350 | 49,180,467 | 72,851 | 20,350 | 508,215 | 263,890 |
| 1,458,659 | 37,450 | 70,710,264 | 96,850 | 15,750 | 743,429 | 420,158 |
| 838,697 | 22,250 | 42,709,606 | 53,565 | 10,350 | 465,630 | 288,633 |
| 5,641,667 | 137,950 | 255,532,283 | 6,646 | 3,550 | 3,566,605 | 1,455,581 |
| 1,538,771 | 26,500 | 69,174,344 | - | - | 588,225 | 285,465 |
| 1,554,903 | 48,050 | 72,444,017 | 17,865 | 7,000 | 1,035,795 | 590,475 |
| 2,652,179 | 59,400 | 135,196,742 | 23,399 | 5,000 | 1,668,198 | 335,408 |
| 906,149 | 30,650 | 44,076,663 | 236 | 100 | 688,045 | 362,810 |
| 1,587,719 | 37,450 | 70,264,464 | 51,995 | 12,300 | 899,403 | 393,039 |
| 2,057,130 | 49,600 | 102,598,226 | 88,697 | 20,350 | 955,645 | 604,470 |
| 1,459,476 | 57,650 | 86,476,410 | 73,267 | 14,000 | 977,471 | 557,449 |

第13表－3 都道府県別、保険料(税)

| 都道府県別 | 世帯数 | 被保険者数 | 医療給付費分 | | | |
|-------|---------|---------|---------------|------------|-----------|-------------------------------|
| | | | 保険料(税) 算定額 | 所得割額 | 所得割額のある世帯 | 所得割額のある世帯の 旧ただし書方式による課税標準額 |
| | | | 千円 | 千円 | | 千円 |
| 全 国 | 296,900 | 363,450 | 30,517,326 | 17,294,471 | 188,350 | 237,741,403 |
| 北海道 | 8,000 | 9,700 | 788,047 | 416,215 | 5,050 | 4,646,391 |
| 青 森 | 3,850 | 4,500 | 336,302 | 149,260 | 2,050 | 1,390,992 |
| 岩 手 | 4,150 | 5,500 | 326,967 | 158,402 | 2,450 | 2,396,851 |
| 宮 城 | 6,100 | 7,400 | 613,508 | 348,021 | 3,550 | 4,554,177 |
| 秋 田 | 4,000 | 4,450 | 290,567 | 153,064 | 2,300 | 1,813,823 |
| 山 形 | 5,000 | 5,450 | 429,803 | 206,234 | 2,950 | 2,506,923 |
| 福 島 | 6,250 | 7,100 | 574,186 | 345,473 | 3,850 | 4,950,263 |
| 茨 城 | 8,150 | 9,700 | 724,310 | 398,311 | 5,100 | 5,858,177 |
| 栃 木 | 5,300 | 6,950 | 632,545 | 343,034 | 3,900 | 4,792,490 |
| 群 馬 | 5,700 | 6,850 | 490,711 | 204,407 | 2,500 | 2,985,061 |
| 埼 玉 | 14,750 | 18,650 | 1,639,062 | 1,133,188 | 11,000 | 14,946,022 |
| 千 葉 | 11,850 | 14,200 | 1,181,328 | 706,032 | 9,350 | 10,061,370 |
| 東 京 | 24,750 | 29,100 | 3,221,055 | 2,210,004 | 18,100 | 35,224,655 |
| 神奈川 | 15,000 | 19,900 | 1,511,307 | 859,280 | 11,050 | 13,335,824 |
| 新 潟 | 6,850 | 7,450 | 449,086 | 222,422 | 3,400 | 2,876,771 |
| 富 山 | 2,900 | 3,150 | 170,022 | 66,573 | 1,600 | 950,784 |
| 石 川 | 3,300 | 3,500 | 238,620 | 101,449 | 1,850 | 1,290,974 |
| 福 井 | 2,200 | 2,350 | 170,519 | 66,086 | 1,300 | 1,085,147 |
| 山 梨 | 1,950 | 2,450 | 240,969 | 143,020 | 1,250 | 1,960,753 |
| 長 野 | 7,300 | 9,500 | 597,414 | 294,798 | 4,750 | 4,543,974 |
| 岐 阜 | 5,700 | 7,000 | 694,312 | 409,606 | 3,100 | 7,099,089 |
| 静 岡 | 10,750 | 12,150 | 1,114,979 | 621,572 | 7,100 | 10,783,754 |
| 愛 知 | 15,550 | 19,400 | 1,597,636 | 855,545 | 10,700 | 14,518,195 |
| 三 重 | 5,000 | 6,450 | 482,967 | 235,761 | 3,300 | 2,902,763 |
| 滋 賀 | 3,650 | 4,200 | 301,785 | 161,669 | 2,300 | 2,248,570 |
| 京 都 | 5,450 | 7,600 | 551,273 | 265,496 | 4,650 | 3,487,966 |
| 大 阪 | 16,650 | 20,750 | 2,654,974 | 1,805,474 | 9,550 | 20,615,603 |
| 兵 庫 | 11,950 | 14,950 | 1,211,771 | 640,817 | 8,450 | 7,504,326 |
| 奈 良 | 2,600 | 3,050 | 329,459 | 216,066 | 1,800 | 2,610,146 |
| 和歌山 | 2,400 | 3,200 | 206,977 | 68,452 | 1,600 | 959,489 |
| 鳥 取 | 2,900 | 3,450 | 184,805 | 62,614 | 1,500 | 876,113 |
| 島 根 | 2,350 | 2,700 | 188,892 | 88,319 | 1,350 | 1,029,391 |
| 岡 山 | 5,900 | 7,050 | 428,043 | 175,826 | 3,550 | 2,249,341 |
| 広 島 | 6,250 | 7,500 | 480,936 | 165,528 | 3,100 | 2,146,395 |
| 山 口 | 3,150 | 4,050 | 264,649 | 110,722 | 1,800 | 1,271,895 |
| 徳 島 | 2,550 | 3,150 | 261,029 | 102,672 | 1,300 | 1,202,852 |
| 香 川 | 3,300 | 4,150 | 292,737 | 114,814 | 1,650 | 1,618,206 |
| 愛 媛 | 3,150 | 4,350 | 514,887 | 360,916 | 1,900 | 4,470,016 |
| 高 知 | 2,500 | 3,550 | 293,612 | 153,169 | 1,750 | 1,785,860 |
| 福 岡 | 12,550 | 15,950 | 1,800,215 | 1,238,160 | 7,000 | 15,878,585 |
| 佐 賀 | 2,400 | 3,150 | 260,640 | 133,960 | 1,800 | 1,299,898 |
| 長 崎 | 3,000 | 3,500 | 207,525 | 85,572 | 1,450 | 1,049,687 |
| 熊 本 | 5,300 | 6,700 | 421,391 | 152,193 | 2,450 | 1,596,502 |
| 大 分 | 3,550 | 4,550 | 355,751 | 193,711 | 1,750 | 2,026,223 |
| 宮 崎 | 3,100 | 3,550 | 263,734 | 126,465 | 1,550 | 1,570,176 |
| 鹿 児 島 | 4,500 | 5,150 | 279,792 | 104,843 | 2,600 | 1,300,489 |
| 沖 縄 | 3,400 | 4,350 | 246,226 | 119,255 | 1,950 | 1,468,455 |

算定状況（市町村） — 退職世帯 —

| 資産割額 | 医療給付費分 | | | | 後期高齢者支援金分 | |
|---------|-----------|------------------|-----------|-----------|-----------|-----------|
| | 資産割額のある世帯 | 資産割額のある世帯の固定資産税額 | 被保険者均等割額 | 世帯別平等割額 | 保険料(税)算定額 | 所得割額 |
| 千円 | | 千円 | 千円 | 千円 | 千円 | 千円 |
| 836,326 | 57,900 | 3,974,158 | 8,911,725 | 3,474,804 | 9,568,008 | 5,459,414 |
| 9,936 | 850 | 33,045 | 206,840 | 155,056 | 249,734 | 133,574 |
| 13,033 | 800 | 36,947 | 107,780 | 66,229 | 107,322 | 47,602 |
| 20,327 | 1,550 | 113,558 | 103,855 | 44,383 | 103,495 | 50,952 |
| 22,573 | 1,750 | 98,081 | 170,585 | 72,329 | 181,778 | 103,271 |
| 2,675 | 200 | 8,945 | 100,431 | 34,397 | 99,703 | 49,813 |
| 25,284 | 2,250 | 113,573 | 144,270 | 54,015 | 130,593 | 64,353 |
| 7,896 | 750 | 45,255 | 151,135 | 69,682 | 199,603 | 121,470 |
| 22,739 | 2,000 | 87,605 | 195,895 | 107,365 | 220,764 | 122,247 |
| 43,871 | 2,850 | 201,460 | 185,800 | 59,840 | 189,413 | 104,749 |
| 30,799 | 2,450 | 164,095 | 167,565 | 87,940 | 135,832 | 61,547 |
| 97,525 | 4,350 | 345,162 | 347,110 | 61,240 | 457,982 | 300,287 |
| 7,602 | 850 | 43,070 | 317,345 | 150,349 | 354,399 | 216,539 |
| 2,677 | 600 | 35,689 | 987,255 | 21,120 | 948,667 | 640,632 |
| 3,276 | 250 | 29,067 | 529,934 | 118,817 | 497,798 | 280,715 |
| 3,501 | 200 | 36,070 | 169,364 | 53,799 | 154,087 | 77,332 |
| - | - | - | 79,088 | 24,361 | 49,121 | 18,985 |
| 9,321 | 1,000 | 28,888 | 93,040 | 34,810 | 66,896 | 26,271 |
| 14,597 | 1,450 | 111,068 | 64,550 | 25,285 | 52,244 | 24,054 |
| 10,645 | 400 | 42,495 | 61,095 | 26,210 | 72,786 | 44,297 |
| 34,380 | 4,200 | 235,596 | 186,871 | 81,365 | 216,135 | 109,532 |
| 38,870 | 2,000 | 155,550 | 177,960 | 67,876 | 247,204 | 161,019 |
| 89,897 | 4,700 | 398,499 | 294,130 | 109,380 | 366,663 | 205,094 |
| 41,225 | 3,400 | 208,852 | 525,387 | 175,480 | 516,511 | 290,806 |
| 26,109 | 1,300 | 164,808 | 162,340 | 58,757 | 179,216 | 88,038 |
| 1,611 | 200 | 7,651 | 111,420 | 27,085 | 97,101 | 52,964 |
| 9,663 | 550 | 35,950 | 191,458 | 84,656 | 175,379 | 84,833 |
| - | - | - | 469,973 | 379,526 | 868,461 | 583,121 |
| 22,846 | 2,100 | 199,073 | 385,144 | 162,964 | 352,048 | 183,984 |
| 3,678 | 200 | 11,215 | 76,750 | 32,965 | 88,665 | 55,034 |
| 21,742 | 1,050 | 57,208 | 77,657 | 39,126 | 65,895 | 22,698 |
| 11,126 | 1,550 | 59,104 | 78,695 | 32,370 | 65,113 | 21,553 |
| - | - | - | 75,907 | 24,667 | 53,328 | 25,193 |
| 1,590 | 100 | 8,000 | 182,476 | 68,151 | 138,171 | 57,035 |
| 30,415 | 1,250 | 259,287 | 187,030 | 97,962 | 137,593 | 46,183 |
| - | - | - | 102,044 | 51,883 | 77,756 | 34,127 |
| 50,927 | 1,650 | 169,755 | 82,085 | 25,345 | 68,308 | 27,527 |
| 20,608 | 1,750 | 84,037 | 111,835 | 45,480 | 72,898 | 29,425 |
| 8,500 | 850 | 36,025 | 101,543 | 43,929 | 150,256 | 105,115 |
| 12,018 | 950 | 39,335 | 80,695 | 47,730 | 95,813 | 52,551 |
| 12,075 | 1,350 | 72,114 | 351,393 | 198,588 | 651,937 | 456,151 |
| - | - | - | 75,525 | 51,155 | 65,693 | 32,748 |
| 1,418 | 300 | 9,935 | 87,685 | 32,850 | 67,390 | 30,047 |
| 19,517 | 850 | 64,254 | 169,245 | 80,435 | 128,800 | 51,565 |
| - | - | - | 116,485 | 45,555 | 98,586 | 52,081 |
| 13,317 | 1,150 | 49,985 | 87,302 | 36,650 | 84,606 | 41,049 |
| 6,758 | 1,300 | 31,890 | 105,475 | 62,715 | 94,938 | 36,024 |
| 9,760 | 600 | 41,964 | 74,279 | 42,932 | 71,330 | 35,227 |

第13表－3 都道府県別、保険料(税)

| 都道府県別 | 後期高齢者支援金分 | | | | | | 介護納付金分 |
|-------|-----------|---------------------------|---------|-----------|-----------|---------|-----------|
| | 所得割額のある世帯 | 所得割額のある世帯の旧ただし書方式による課税標準額 | 資産割額 | 資産割額のある世帯 | 被保険者均等割額 | 世帯別平等割額 | 保険料(税)算定額 |
| | | 千円 | 千円 | | 千円 | 千円 | 千円 |
| 全 国 | 188,350 | 237,741,403 | 195,172 | 45,250 | 2,928,551 | 984,872 | 9,105,832 |
| 北海道 | 5,050 | 4,646,391 | 2,630 | 700 | 68,690 | 44,840 | 228,136 |
| 青 森 | 2,050 | 1,390,992 | 4,073 | 800 | 34,831 | 20,816 | 98,392 |
| 岩 手 | 2,450 | 2,396,851 | 5,598 | 1,550 | 34,770 | 12,175 | 109,036 |
| 宮 城 | 3,550 | 4,554,177 | 5,725 | 1,750 | 50,687 | 22,095 | 202,185 |
| 秋 田 | 2,300 | 1,813,823 | 673 | 200 | 38,732 | 10,485 | 96,359 |
| 山 形 | 2,950 | 2,506,923 | 7,154 | 1,850 | 43,420 | 15,665 | 147,276 |
| 福 島 | 3,850 | 4,950,263 | 2,763 | 750 | 53,007 | 22,363 | 177,985 |
| 茨 城 | 5,100 | 5,858,177 | 6,427 | 2,000 | 60,635 | 31,455 | 218,965 |
| 栃 木 | 3,900 | 4,792,490 | 11,133 | 2,650 | 56,610 | 16,920 | 173,121 |
| 群 馬 | 2,500 | 2,985,061 | 4,820 | 900 | 51,575 | 17,890 | 132,001 |
| 埼 玉 | 11,000 | 14,946,022 | - | - | 157,695 | - | 415,440 |
| 千 葉 | 9,350 | 10,061,370 | - | - | 130,430 | 7,430 | 317,620 |
| 東 京 | 18,100 | 35,224,655 | - | - | 304,855 | 3,180 | 853,181 |
| 神奈川 | 11,050 | 13,335,824 | 479 | 200 | 177,120 | 39,484 | 500,513 |
| 新 潟 | 3,400 | 2,876,771 | 159 | 50 | 64,842 | 11,754 | 159,804 |
| 富 山 | 1,600 | 950,784 | - | - | 23,186 | 6,951 | 55,212 |
| 石 川 | 1,850 | 1,290,974 | 2,012 | 800 | 30,637 | 7,977 | 78,028 |
| 福 井 | 1,300 | 1,085,147 | 4,520 | 1,350 | 16,770 | 6,900 | 47,520 |
| 山 梨 | 1,250 | 1,960,753 | 1,984 | 400 | 19,080 | 7,425 | 67,072 |
| 長 野 | 4,750 | 4,543,974 | 11,814 | 3,450 | 69,889 | 24,900 | 224,145 |
| 岐 阜 | 3,100 | 7,099,089 | 11,296 | 1,650 | 54,269 | 20,619 | 222,271 |
| 静 岡 | 7,100 | 10,783,754 | 17,974 | 2,750 | 107,145 | 36,450 | 325,882 |
| 愛 知 | 10,700 | 14,518,195 | 12,896 | 3,400 | 161,392 | 51,416 | 503,101 |
| 三 重 | 3,300 | 2,902,763 | 10,110 | 1,300 | 59,467 | 21,600 | 147,376 |
| 滋 賀 | 2,300 | 2,248,570 | 502 | 200 | 35,195 | 8,440 | 96,894 |
| 京 都 | 4,650 | 3,487,966 | 3,022 | 550 | 61,584 | 25,940 | 181,525 |
| 大 阪 | 9,550 | 20,615,603 | - | - | 156,752 | 128,589 | 837,537 |
| 兵 庫 | 8,450 | 7,504,326 | 8,580 | 2,100 | 112,849 | 46,635 | 350,676 |
| 奈 良 | 1,800 | 2,610,146 | 927 | 200 | 23,970 | 8,735 | 97,014 |
| 和歌山 | 1,600 | 959,489 | 4,222 | 950 | 26,063 | 12,911 | 64,757 |
| 鳥 取 | 1,500 | 876,113 | 4,200 | 1,550 | 29,060 | 10,300 | 69,030 |
| 島 根 | 1,350 | 1,029,391 | - | - | 21,124 | 7,011 | 60,213 |
| 岡 山 | 3,550 | 2,249,341 | 449 | 50 | 58,989 | 21,699 | 118,734 |
| 広 島 | 3,100 | 2,146,395 | 6,316 | 1,250 | 56,486 | 28,607 | 148,470 |
| 山 口 | 1,800 | 1,271,895 | - | - | 28,677 | 14,952 | 76,593 |
| 徳 島 | 1,300 | 1,202,852 | 12,881 | 1,500 | 21,555 | 6,345 | 79,459 |
| 香 川 | 1,650 | 1,618,206 | 4,803 | 1,750 | 28,315 | 10,355 | 62,907 |
| 愛 媛 | 1,900 | 4,470,016 | 2,506 | 850 | 29,806 | 12,829 | 117,129 |
| 高 知 | 1,750 | 1,785,860 | 3,313 | 950 | 24,820 | 15,129 | 80,605 |
| 福 岡 | 7,000 | 15,878,585 | 3,935 | 900 | 123,795 | 68,056 | 593,948 |
| 佐 賀 | 1,800 | 1,299,898 | - | - | 21,120 | 11,825 | 62,339 |
| 長 崎 | 1,450 | 1,049,687 | 376 | 300 | 27,038 | 9,930 | 66,948 |
| 熊 本 | 2,450 | 1,596,502 | 4,045 | 600 | 52,145 | 21,045 | 112,263 |
| 大 分 | 1,750 | 2,026,223 | - | - | 34,415 | 12,090 | 98,017 |
| 宮 崎 | 1,550 | 1,570,176 | 4,825 | 1,150 | 27,957 | 10,775 | 78,170 |
| 鹿児島 | 2,600 | 1,300,489 | 2,484 | 1,300 | 36,210 | 20,220 | 91,519 |
| 沖 縄 | 1,950 | 1,468,455 | 3,546 | 600 | 20,894 | 11,664 | 60,469 |

算定状況（市町村） —退職世帯—（続き）

| 介護納付金分 | | | | | | |
|-----------|-----------|---------------------------|---------|-----------|-----------|-----------|
| 所得割額 | 所得割額のある世帯 | 所得割額のある世帯の旧ただし書方式による課税標準額 | 資産割額 | 資産割額のある世帯 | 被保険者均等割額 | 世帯別平等割額 |
| 千円 | | 千円 | 千円 | | 千円 | 千円 |
| 4,503,267 | 176,150 | 221,433,433 | 160,611 | 39,900 | 3,367,103 | 1,074,852 |
| 108,713 | 4,850 | 4,567,725 | 1,745 | 700 | 71,499 | 46,179 |
| 34,582 | 1,850 | 1,010,099 | 3,680 | 750 | 46,960 | 13,170 |
| 43,227 | 2,350 | 2,371,433 | 6,634 | 1,450 | 36,900 | 22,275 |
| 101,692 | 3,000 | 4,237,922 | 7,313 | 1,650 | 59,615 | 33,565 |
| 40,394 | 2,150 | 1,725,414 | 743 | 200 | 40,865 | 14,357 |
| 59,952 | 2,850 | 2,452,488 | 6,324 | 1,800 | 57,980 | 23,020 |
| 92,945 | 3,600 | 4,587,897 | 1,417 | 600 | 56,503 | 27,120 |
| 97,422 | 4,900 | 5,671,893 | 3,799 | 1,450 | 101,000 | 16,745 |
| 85,874 | 3,700 | 4,759,501 | 7,892 | 2,550 | 56,360 | 22,995 |
| 43,751 | 2,300 | 2,552,652 | 3,518 | 900 | 59,962 | 24,770 |
| 243,155 | 10,750 | 14,754,758 | - | - | 172,285 | - |
| 156,514 | 8,250 | 9,482,365 | - | - | 158,146 | 2,960 |
| 480,431 | 16,450 | 31,745,475 | - | - | 369,450 | 3,300 |
| 271,884 | 11,050 | 13,335,824 | 451 | 200 | 183,657 | 44,521 |
| 63,237 | 3,200 | 2,758,758 | - | - | 96,567 | - |
| 15,096 | 1,600 | 950,784 | - | - | 24,691 | 15,425 |
| 27,002 | 1,850 | 1,290,974 | 213 | 250 | 37,403 | 13,410 |
| 14,176 | 1,250 | 853,206 | 4,164 | 1,200 | 18,960 | 10,220 |
| 35,735 | 1,050 | 1,690,821 | 852 | 250 | 19,185 | 11,300 |
| 101,509 | 4,750 | 4,543,974 | 9,551 | 3,000 | 71,102 | 41,983 |
| 125,187 | 2,700 | 6,887,159 | 11,356 | 1,500 | 58,075 | 27,653 |
| 142,378 | 6,200 | 8,378,914 | 14,979 | 2,250 | 139,055 | 29,470 |
| 238,593 | 10,100 | 13,653,973 | 8,551 | 3,400 | 190,743 | 65,215 |
| 59,018 | 2,950 | 2,432,983 | 7,134 | 1,050 | 55,561 | 25,664 |
| 44,604 | 2,250 | 2,160,287 | 455 | 200 | 37,100 | 14,735 |
| 82,720 | 4,550 | 3,406,366 | 3,097 | 550 | 68,301 | 27,407 |
| 528,518 | 9,000 | 19,997,718 | - | - | 199,650 | 109,369 |
| 160,794 | 7,600 | 6,637,658 | 5,925 | 1,900 | 123,288 | 60,669 |
| 57,649 | 1,800 | 2,610,146 | 815 | 200 | 28,880 | 9,670 |
| 20,542 | 1,550 | 936,484 | 3,983 | 950 | 26,614 | 13,617 |
| 19,253 | 1,500 | 876,113 | 4,311 | 1,550 | 30,325 | 15,140 |
| 23,721 | 1,350 | 1,029,391 | - | - | 25,445 | 11,047 |
| 40,907 | 3,000 | 1,866,316 | 419 | 50 | 54,629 | 22,780 |
| 49,597 | 2,950 | 2,041,123 | 4,402 | 1,050 | 64,280 | 30,191 |
| 30,116 | 1,600 | 1,134,668 | - | - | 29,763 | 16,714 |
| 27,394 | 1,200 | 1,167,115 | 14,838 | 1,600 | 25,041 | 12,186 |
| 13,283 | 1,550 | 783,241 | 4,314 | 1,550 | 30,190 | 15,120 |
| 74,210 | 1,700 | 4,156,058 | 2,028 | 750 | 26,980 | 13,911 |
| 41,916 | 1,600 | 1,698,693 | 2,207 | 650 | 23,345 | 13,137 |
| 393,094 | 6,800 | 14,773,980 | 1,250 | 400 | 148,726 | 50,877 |
| 26,449 | 1,550 | 1,015,298 | - | - | 24,445 | 11,445 |
| 23,177 | 1,250 | 989,805 | 141 | 100 | 28,415 | 15,215 |
| 35,553 | 2,350 | 1,526,593 | 3,765 | 550 | 61,140 | 11,805 |
| 47,512 | 1,600 | 1,884,733 | - | - | 33,570 | 16,935 |
| 30,149 | 1,350 | 1,423,415 | 3,902 | 850 | 31,920 | 12,199 |
| 28,431 | 2,600 | 1,300,489 | 2,208 | 1,250 | 37,630 | 23,250 |
| 21,212 | 1,750 | 1,320,755 | 2,235 | 600 | 24,904 | 12,118 |

第13表－4 都道府県別、保険料(税)

| 都道府県別 | 世帯数 | 被保険者数 | 医療給付費分 | | | |
|-------|------------|------------|---------------|---------------|-----------|-------------------------------|
| | | | 保険料(税) 算定額 | 所得割額 | 所得割額のある世帯 | 所得割額のある世帯 の旧ただし書方式による課税標準額 |
| | | | 千円 | 千円 | | 千円 |
| 全 国 | 14,961,500 | 25,242,200 | 2,231,203,265 | 1,276,586,742 | 9,481,200 | 17,132,007,206 |
| 北海道 | 673,600 | 1,076,900 | 102,104,278 | 58,429,074 | 393,600 | 695,099,338 |
| 青 森 | 164,350 | 284,900 | 26,531,022 | 14,420,324 | 101,450 | 164,525,126 |
| 岩 手 | 140,050 | 234,300 | 17,123,086 | 9,000,643 | 86,300 | 125,471,029 |
| 宮 城 | 245,600 | 418,350 | 38,121,506 | 20,958,551 | 154,450 | 280,390,661 |
| 秋 田 | 110,750 | 190,000 | 15,248,386 | 8,148,553 | 66,650 | 94,404,320 |
| 山 形 | 105,600 | 191,400 | 18,085,973 | 9,554,693 | 74,850 | 111,427,070 |
| 福 島 | 210,000 | 372,950 | 29,901,192 | 17,099,496 | 137,600 | 235,860,441 |
| 茨 城 | 355,800 | 642,000 | 53,138,546 | 30,307,873 | 240,900 | 437,230,634 |
| 栃 木 | 235,250 | 426,400 | 38,830,087 | 21,074,954 | 161,650 | 293,439,249 |
| 群 馬 | 231,150 | 416,650 | 36,210,429 | 18,961,127 | 156,750 | 267,380,539 |
| 埼 玉 | 868,800 | 1,496,850 | 123,224,671 | 80,126,082 | 584,000 | 1,069,860,463 |
| 千 葉 | 750,450 | 1,274,250 | 109,104,354 | 66,667,047 | 501,700 | 934,480,502 |
| 東 京 | 1,798,850 | 2,756,800 | 283,043,391 | 186,389,376 | 1,107,850 | 2,729,916,503 |
| 神奈川 | 1,021,350 | 1,694,850 | 149,184,377 | 92,551,065 | 673,500 | 1,449,466,650 |
| 新 潟 | 232,050 | 405,350 | 32,737,199 | 18,367,336 | 155,600 | 232,217,032 |
| 富 山 | 97,500 | 168,950 | 14,065,181 | 7,609,094 | 69,000 | 106,707,802 |
| 石 川 | 115,050 | 194,950 | 17,834,527 | 8,779,705 | 78,450 | 115,396,394 |
| 福 井 | 72,050 | 124,250 | 10,942,873 | 5,227,663 | 51,000 | 81,707,657 |
| 山 梨 | 101,400 | 184,500 | 16,331,870 | 8,443,346 | 67,800 | 113,248,273 |
| 長 野 | 230,900 | 406,250 | 32,403,458 | 18,008,376 | 157,650 | 254,711,414 |
| 岐 阜 | 219,350 | 392,050 | 36,007,933 | 17,830,543 | 154,900 | 262,272,895 |
| 静 岡 | 419,700 | 722,350 | 65,547,663 | 35,492,837 | 299,100 | 581,331,866 |
| 愛 知 | 807,400 | 1,392,100 | 124,160,571 | 68,091,676 | 539,450 | 1,135,219,138 |
| 三 重 | 196,250 | 333,350 | 28,312,800 | 14,717,611 | 130,900 | 214,601,675 |
| 滋 賀 | 140,300 | 251,000 | 20,021,613 | 10,409,032 | 96,300 | 145,610,586 |
| 京 都 | 324,350 | 531,500 | 47,150,367 | 26,977,212 | 189,500 | 323,556,666 |
| 大 阪 | 1,128,500 | 1,874,850 | 166,779,156 | 91,901,414 | 639,150 | 1,007,275,747 |
| 兵 庫 | 629,350 | 1,080,400 | 103,724,642 | 59,929,778 | 401,350 | 667,737,211 |
| 奈 良 | 158,150 | 287,850 | 25,441,681 | 13,933,849 | 101,100 | 174,298,431 |
| 和歌山 | 128,200 | 228,650 | 18,865,064 | 8,611,296 | 79,050 | 112,306,618 |
| 鳥 取 | 63,300 | 107,150 | 8,217,970 | 3,752,280 | 40,650 | 51,830,640 |
| 島 根 | 66,550 | 109,050 | 9,797,717 | 5,271,364 | 42,900 | 58,866,642 |
| 岡 山 | 208,150 | 353,100 | 28,323,983 | 14,810,548 | 130,800 | 198,302,065 |
| 広 島 | 303,850 | 505,950 | 42,659,351 | 22,384,398 | 193,300 | 272,472,091 |
| 山 口 | 161,200 | 263,850 | 23,907,236 | 12,818,349 | 101,550 | 141,206,704 |
| 徳 島 | 84,350 | 140,700 | 12,025,641 | 5,220,021 | 43,250 | 60,953,291 |
| 香 川 | 108,450 | 183,650 | 16,400,100 | 7,554,669 | 68,500 | 104,383,297 |
| 愛 媛 | 172,650 | 289,100 | 23,427,365 | 11,848,555 | 101,500 | 133,476,074 |
| 高 知 | 95,500 | 157,900 | 12,688,412 | 6,221,215 | 54,550 | 77,605,704 |
| 福 岡 | 614,600 | 1,029,900 | 85,948,520 | 47,979,602 | 358,750 | 592,745,860 |
| 佐 賀 | 84,150 | 151,100 | 16,812,231 | 10,258,178 | 53,700 | 100,385,252 |
| 長 崎 | 174,950 | 294,000 | 24,244,168 | 12,620,252 | 106,450 | 143,138,670 |
| 熊 本 | 214,400 | 387,300 | 34,371,567 | 19,039,249 | 129,750 | 210,216,763 |
| 大 分 | 135,600 | 228,650 | 19,006,065 | 9,856,767 | 81,850 | 104,337,057 |
| 宮 崎 | 146,050 | 252,050 | 21,698,349 | 11,291,671 | 84,750 | 122,954,587 |
| 鹿児島 | 210,250 | 358,500 | 28,229,109 | 15,434,487 | 126,500 | 191,914,964 |
| 沖 縄 | 205,400 | 375,300 | 23,267,586 | 12,205,512 | 110,900 | 150,065,613 |

算定状況（市町村） — 全世帯 — < 擬制世帯を除く >

| 資産割額 | 医療給付費分 | | | | 後期高齢者支援金分 | |
|------------|-----------|------------------|-------------|-------------|-------------|-------------|
| | 資産割額のある世帯 | 資産割額のある世帯の固定資産税額 | 被保険者均等割額 | 世帯別平等割額 | 保険料(税)算定額 | 所得割額 |
| 千円 | | 千円 | 千円 | 千円 | 千円 | 千円 |
| 47,167,178 | 2,304,450 | 215,976,607 | 633,281,112 | 274,168,235 | 690,073,417 | 395,213,536 |
| 1,800,857 | 70,350 | 5,294,663 | 23,191,355 | 18,682,993 | 31,523,948 | 18,090,850 |
| 980,617 | 44,550 | 3,020,864 | 6,779,610 | 4,350,472 | 8,014,718 | 4,302,672 |
| 531,611 | 43,300 | 3,198,311 | 4,541,715 | 3,049,119 | 5,516,927 | 2,938,953 |
| 1,360,236 | 70,000 | 5,842,568 | 9,851,555 | 5,951,164 | 11,787,008 | 6,513,519 |
| 137,581 | 8,150 | 661,621 | 4,282,351 | 2,679,901 | 4,685,759 | 2,502,385 |
| 954,630 | 64,750 | 5,059,595 | 4,952,710 | 2,623,940 | 5,509,036 | 2,898,718 |
| 291,463 | 23,250 | 1,744,530 | 8,048,461 | 4,461,772 | 10,466,830 | 6,105,170 |
| 1,921,571 | 87,550 | 7,374,626 | 13,136,933 | 7,772,170 | 15,800,423 | 8,919,175 |
| 1,657,728 | 101,000 | 9,416,508 | 11,128,420 | 4,968,985 | 12,546,208 | 6,995,609 |
| 1,691,476 | 85,500 | 9,090,181 | 10,152,845 | 5,404,981 | 9,754,975 | 5,207,061 |
| 7,488,697 | 241,850 | 28,037,687 | 29,779,895 | 5,829,998 | 35,318,218 | 22,749,958 |
| 757,404 | 53,400 | 5,376,835 | 26,451,792 | 15,228,111 | 32,341,031 | 20,509,548 |
| 235,373 | 16,600 | 2,267,989 | 95,095,862 | 1,322,780 | 81,496,148 | 52,029,124 |
| 261,981 | 17,000 | 2,054,237 | 46,325,731 | 10,045,600 | 49,255,207 | 30,436,238 |
| 100,160 | 12,000 | 882,875 | 9,062,799 | 5,206,904 | 11,039,681 | 6,280,566 |
| 9,225 | 1,650 | 92,252 | 4,252,936 | 2,193,926 | 4,081,122 | 2,186,368 |
| 792,189 | 37,500 | 2,950,264 | 5,098,455 | 3,164,179 | 5,017,780 | 2,322,644 |
| 773,445 | 50,300 | 4,744,287 | 3,421,185 | 1,520,580 | 3,349,115 | 1,897,250 |
| 713,924 | 33,950 | 2,916,309 | 4,669,475 | 2,505,125 | 4,799,846 | 2,403,137 |
| 1,592,408 | 109,600 | 9,895,854 | 7,966,441 | 4,836,234 | 11,423,619 | 6,465,380 |
| 2,448,398 | 98,100 | 9,596,942 | 10,176,602 | 5,552,390 | 10,898,030 | 5,614,903 |
| 3,956,667 | 147,350 | 17,347,655 | 17,486,170 | 8,611,990 | 21,985,649 | 12,011,565 |
| 3,716,546 | 144,800 | 19,526,620 | 40,328,214 | 12,024,135 | 39,902,994 | 22,600,569 |
| 770,184 | 48,600 | 3,787,635 | 8,585,495 | 4,239,510 | 10,281,529 | 5,450,105 |
| 82,698 | 4,100 | 409,583 | 6,666,815 | 2,863,068 | 6,482,146 | 3,431,699 |
| 252,678 | 18,150 | 1,258,924 | 13,470,339 | 6,450,138 | 14,858,739 | 8,456,904 |
| - | - | - | 43,611,434 | 31,266,308 | 57,445,569 | 31,886,082 |
| 859,410 | 68,550 | 7,091,256 | 28,590,350 | 14,345,105 | 29,878,275 | 17,119,836 |
| 414,778 | 17,000 | 1,657,858 | 7,245,055 | 3,848,000 | 6,919,950 | 3,660,585 |
| 1,461,666 | 52,200 | 4,087,308 | 5,657,638 | 3,134,465 | 5,679,370 | 2,558,771 |
| 580,946 | 36,650 | 3,014,280 | 2,475,083 | 1,409,661 | 2,776,243 | 1,265,084 |
| 6,016 | 600 | 37,980 | 3,118,464 | 1,401,873 | 2,661,132 | 1,417,980 |
| 123,674 | 7,800 | 608,235 | 9,090,071 | 4,299,690 | 9,610,903 | 5,154,346 |
| 599,298 | 50,750 | 4,213,666 | 12,519,304 | 7,156,352 | 12,812,385 | 6,702,972 |
| 139,099 | 9,500 | 674,542 | 6,938,640 | 4,011,147 | 6,990,794 | 3,759,419 |
| 1,299,711 | 51,300 | 4,090,061 | 3,630,518 | 1,875,390 | 3,297,836 | 1,583,270 |
| 1,351,120 | 67,000 | 6,042,740 | 4,939,505 | 2,554,805 | 4,074,494 | 1,930,776 |
| 971,612 | 49,400 | 3,656,388 | 6,732,715 | 3,874,483 | 7,370,480 | 3,837,065 |
| 672,294 | 32,300 | 2,259,573 | 3,565,418 | 2,229,485 | 4,112,648 | 2,127,730 |
| 503,629 | 47,200 | 3,429,124 | 23,039,387 | 14,425,901 | 28,660,226 | 16,105,933 |
| - | - | - | 3,656,670 | 2,897,383 | 4,250,228 | 2,597,497 |
| 249,383 | 22,100 | 1,582,673 | 7,467,790 | 3,906,743 | 7,717,971 | 3,956,285 |
| 365,464 | 18,300 | 1,201,165 | 10,075,388 | 4,891,467 | 10,239,501 | 5,790,938 |
| 3,545 | 250 | 12,440 | 5,942,885 | 3,202,868 | 5,193,663 | 2,665,939 |
| 653,616 | 48,350 | 3,352,165 | 6,503,142 | 3,249,920 | 6,359,397 | 3,355,723 |
| 939,756 | 63,900 | 4,222,597 | 7,310,935 | 4,543,931 | 9,262,801 | 5,053,943 |
| 692,414 | 27,950 | 2,893,144 | 6,266,563 | 4,103,097 | 6,622,869 | 3,363,294 |

第13表－4 都道府県別、保険料(税)

| 都道府県別 | 後期高齢者支援金分 | | | | | | 介護納付金分 |
|-------|-----------|---------------------------|-----------|-----------|-------------|------------|-------------|
| | 所得割額のある世帯 | 所得割額のある世帯の旧ただし書方式による課税標準額 | 資産割額 | 資産割額のある世帯 | 被保険者均等割額 | 世帯別平等割額 | 保険料(税)算定額 |
| | | 千円 | 千円 | | 千円 | 千円 | 千円 |
| 全 国 | 9,480,700 | 17,132,007,085 | 9,983,843 | 1,741,650 | 207,510,407 | 77,365,626 | 255,689,461 |
| 北海道 | 393,600 | 695,099,338 | 463,512 | 63,250 | 7,420,715 | 5,548,871 | 11,539,270 |
| 青 森 | 101,450 | 164,525,126 | 287,366 | 43,750 | 2,126,489 | 1,298,191 | 3,631,731 |
| 岩 手 | 86,300 | 125,471,029 | 157,000 | 42,600 | 1,473,840 | 947,134 | 2,133,715 |
| 宮 城 | 154,450 | 280,390,661 | 352,440 | 70,000 | 3,049,250 | 1,871,800 | 4,562,862 |
| 秋 田 | 66,650 | 94,404,320 | 47,437 | 8,150 | 1,421,957 | 713,980 | 1,924,538 |
| 山 形 | 74,850 | 111,427,070 | 325,153 | 62,150 | 1,482,725 | 802,440 | 1,927,238 |
| 福 島 | 137,600 | 235,860,441 | 99,423 | 22,000 | 2,844,256 | 1,417,981 | 3,998,847 |
| 茨 城 | 240,900 | 437,230,634 | 580,322 | 87,550 | 4,033,410 | 2,267,517 | 6,006,436 |
| 栃 木 | 161,650 | 293,439,249 | 461,059 | 94,250 | 3,609,440 | 1,480,093 | 4,651,602 |
| 群 馬 | 156,750 | 267,380,539 | 261,158 | 40,450 | 3,087,325 | 1,199,431 | 3,523,881 |
| 埼 玉 | 584,000 | 1,069,860,463 | - | - | 12,568,260 | - | 11,262,773 |
| 千 葉 | 501,700 | 934,480,502 | 4,228 | 650 | 10,611,563 | 1,215,692 | 11,513,852 |
| 東 京 | 1,107,850 | 2,729,916,503 | 9,555 | 2,800 | 29,266,639 | 190,830 | 32,688,922 |
| 神奈川 | 673,500 | 1,449,466,650 | 64,076 | 14,600 | 15,533,547 | 3,221,346 | 18,697,789 |
| 新 潟 | 155,500 | 232,217,028 | 12,163 | 2,150 | 3,334,944 | 1,412,008 | 3,620,948 |
| 富 山 | 69,000 | 106,707,802 | - | - | 1,266,037 | 628,717 | 1,326,924 |
| 石 川 | 78,450 | 115,396,394 | 135,443 | 24,850 | 1,729,094 | 830,599 | 1,761,958 |
| 福 井 | 51,000 | 81,707,657 | 206,674 | 46,300 | 853,180 | 392,010 | 1,212,526 |
| 山 梨 | 67,800 | 113,248,273 | 214,901 | 33,950 | 1,471,870 | 709,938 | 1,893,683 |
| 長 野 | 157,650 | 254,711,414 | 466,641 | 89,550 | 2,935,865 | 1,555,733 | 4,198,667 |
| 岐 阜 | 154,900 | 262,272,895 | 599,603 | 86,600 | 3,168,186 | 1,515,339 | 3,655,599 |
| 静 岡 | 299,100 | 581,331,866 | 420,800 | 68,200 | 6,730,980 | 2,822,304 | 6,813,438 |
| 愛 知 | 539,450 | 1,135,219,138 | 1,189,235 | 144,800 | 12,598,186 | 3,515,004 | 14,929,637 |
| 三 重 | 130,900 | 214,601,675 | 296,759 | 48,600 | 3,069,217 | 1,465,448 | 3,580,442 |
| 滋 賀 | 96,300 | 145,610,586 | 23,867 | 4,100 | 2,114,205 | 912,375 | 2,116,971 |
| 京 都 | 189,500 | 323,556,666 | 81,324 | 18,000 | 4,298,593 | 2,021,918 | 5,369,991 |
| 大 阪 | 639,150 | 1,007,275,747 | - | - | 14,922,057 | 10,637,430 | 22,014,838 |
| 兵 庫 | 400,950 | 667,737,094 | 269,967 | 67,150 | 8,331,162 | 4,157,310 | 12,312,344 |
| 奈 良 | 101,100 | 174,298,431 | 88,955 | 15,950 | 2,167,285 | 1,003,125 | 2,528,291 |
| 和歌山 | 79,050 | 112,306,618 | 394,893 | 48,800 | 1,784,439 | 941,267 | 2,318,999 |
| 鳥 取 | 40,650 | 51,830,640 | 217,288 | 36,650 | 865,675 | 428,196 | 1,012,107 |
| 島 根 | 42,900 | 58,866,642 | 1,660 | 600 | 856,775 | 384,717 | 1,092,786 |
| 岡 山 | 130,800 | 198,302,065 | 36,271 | 6,800 | 3,038,336 | 1,381,950 | 3,002,261 |
| 広 島 | 193,300 | 272,472,091 | 158,808 | 50,750 | 3,839,688 | 2,110,917 | 4,407,514 |
| 山 口 | 101,550 | 141,206,704 | 47,956 | 9,500 | 2,012,775 | 1,170,644 | 2,310,005 |
| 徳 島 | 43,250 | 60,953,291 | 230,471 | 38,250 | 992,308 | 491,788 | 1,125,125 |
| 香 川 | 68,500 | 104,383,297 | 303,338 | 67,000 | 1,256,835 | 583,545 | 1,423,750 |
| 愛 媛 | 101,500 | 133,476,074 | 287,214 | 49,400 | 2,084,188 | 1,162,013 | 2,496,358 |
| 高 知 | 54,550 | 77,605,704 | 215,006 | 32,300 | 1,086,170 | 683,742 | 1,522,694 |
| 福 岡 | 358,750 | 592,745,860 | 89,460 | 23,450 | 7,756,228 | 4,708,606 | 10,043,865 |
| 佐 賀 | 53,700 | 100,385,252 | - | - | 1,018,830 | 633,901 | 2,001,368 |
| 長 崎 | 106,450 | 143,138,670 | 62,194 | 21,000 | 2,439,758 | 1,259,734 | 2,876,398 |
| 熊 本 | 129,750 | 210,216,763 | 96,995 | 15,500 | 3,032,235 | 1,319,333 | 3,964,875 |
| 大 分 | 81,850 | 104,337,057 | 1,120 | 250 | 1,703,315 | 823,290 | 1,786,018 |
| 宮 崎 | 84,750 | 122,954,587 | 180,404 | 48,350 | 1,890,378 | 932,893 | 2,687,582 |
| 鹿児島 | 126,500 | 191,914,964 | 330,449 | 63,900 | 2,428,970 | 1,449,439 | 3,427,607 |
| 沖 縄 | 110,900 | 150,065,613 | 211,255 | 26,750 | 1,903,228 | 1,145,093 | 2,790,433 |

算定状況（市町村） — 全世帯 — < 擬制世帯を除く >（続き）

| 介護納付金分 | | | | | | |
|-------------|-----------|---------------------------|-----------|-----------|------------|------------|
| 所得割額 | 所得割額のある世帯 | 所得割額のある世帯の旧ただし書方式による課税標準額 | 資産割額 | 資産割額のある世帯 | 被保険者均等割額 | 世帯別平等割額 |
| 千円 | | 千円 | 千円 | | 千円 | 千円 |
| 141,851,554 | 3,487,000 | 8,007,626,356 | 2,600,664 | 539,900 | 84,902,716 | 26,334,527 |
| 6,514,441 | 144,950 | 383,735,736 | 121,065 | 22,400 | 2,856,888 | 2,046,877 |
| 2,035,197 | 45,000 | 92,440,319 | 91,944 | 16,700 | 1,080,320 | 424,270 |
| 1,079,393 | 31,600 | 58,811,074 | 61,907 | 13,800 | 571,825 | 420,590 |
| 2,480,996 | 55,150 | 129,588,538 | 97,522 | 21,750 | 1,261,269 | 723,075 |
| 1,072,159 | 24,550 | 49,431,048 | 14,281 | 2,350 | 540,893 | 297,206 |
| 922,384 | 27,650 | 53,833,802 | 88,059 | 20,350 | 657,595 | 259,200 |
| 2,292,485 | 55,450 | 119,744,916 | 26,952 | 8,050 | 1,089,255 | 590,156 |
| 3,249,140 | 96,600 | 230,327,688 | 81,732 | 19,000 | 2,250,450 | 425,115 |
| 2,533,974 | 64,750 | 154,700,125 | 116,198 | 32,600 | 1,323,070 | 678,360 |
| 1,792,228 | 57,100 | 126,292,481 | 67,374 | 13,350 | 1,162,574 | 501,705 |
| 6,591,428 | 219,850 | 466,137,693 | - | - | 4,671,345 | - |
| 6,147,945 | 191,300 | 407,162,540 | 697 | 250 | 4,908,148 | 457,062 |
| 19,074,581 | 441,300 | 1,428,205,132 | 3,582 | 800 | 13,517,874 | 92,885 |
| 11,516,446 | 239,850 | 627,274,954 | 22,301 | 4,750 | 5,899,222 | 1,259,821 |
| 2,057,393 | 48,700 | 101,926,929 | - | - | 1,563,554 | - |
| 729,098 | 20,850 | 49,498,225 | - | - | 372,281 | 225,545 |
| 933,817 | 24,850 | 50,605,032 | 12,374 | 2,750 | 571,913 | 243,853 |
| 637,474 | 19,500 | 43,168,616 | 57,451 | 16,050 | 334,350 | 183,250 |
| 1,024,553 | 27,500 | 64,616,157 | 48,470 | 10,000 | 528,325 | 292,335 |
| 2,385,047 | 55,650 | 121,367,197 | 121,882 | 27,300 | 1,015,755 | 675,982 |
| 1,846,817 | 54,050 | 118,446,520 | 183,587 | 26,900 | 1,124,965 | 500,230 |
| 3,278,662 | 91,200 | 220,843,978 | 122,241 | 20,950 | 2,825,200 | 587,335 |
| 8,414,984 | 201,900 | 561,317,608 | 193,429 | 43,000 | 4,848,934 | 1,472,291 |
| 1,899,415 | 45,350 | 94,007,820 | 73,634 | 14,900 | 1,093,601 | 513,791 |
| 1,027,818 | 33,700 | 61,256,693 | 5,743 | 1,500 | 746,685 | 336,725 |
| 3,149,971 | 67,350 | 140,218,738 | 28,316 | 5,050 | 1,481,505 | 710,199 |
| 12,149,329 | 235,400 | 411,275,192 | 4,464 | 200 | 6,681,734 | 3,179,311 |
| 7,195,040 | 139,050 | 281,079,646 | 71,252 | 21,850 | 3,450,020 | 1,596,032 |
| 1,195,667 | 34,600 | 65,425,508 | 19,069 | 5,450 | 1,013,620 | 299,935 |
| 1,062,332 | 32,050 | 56,062,870 | 140,236 | 17,750 | 720,659 | 395,773 |
| 439,394 | 14,300 | 22,332,108 | 83,156 | 12,200 | 327,787 | 161,771 |
| 605,828 | 14,050 | 27,679,102 | 1,105 | 200 | 339,300 | 146,553 |
| 1,662,522 | 40,650 | 87,121,755 | 8,406 | 2,100 | 909,973 | 421,361 |
| 2,268,142 | 60,750 | 100,897,029 | 50,308 | 12,850 | 1,346,606 | 742,458 |
| 1,254,128 | 30,450 | 53,663,965 | 8,496 | 2,100 | 665,101 | 382,280 |
| 422,329 | 14,100 | 21,750,957 | 110,382 | 15,850 | 395,574 | 196,841 |
| 683,448 | 22,200 | 44,070,801 | 71,452 | 19,800 | 443,760 | 225,090 |
| 1,382,211 | 34,500 | 68,409,330 | 81,080 | 15,150 | 662,882 | 370,185 |
| 793,510 | 21,000 | 40,614,222 | 52,019 | 10,050 | 422,315 | 254,851 |
| 5,458,394 | 129,500 | 244,553,994 | 6,664 | 3,350 | 3,245,397 | 1,333,411 |
| 1,295,753 | 22,450 | 57,755,987 | - | - | 478,175 | 227,440 |
| 1,435,104 | 43,350 | 66,847,414 | 17,155 | 6,400 | 909,145 | 514,995 |
| 2,224,015 | 51,300 | 116,654,025 | 26,088 | 5,200 | 1,435,300 | 279,473 |
| 852,167 | 28,400 | 41,825,645 | 236 | 100 | 615,885 | 317,730 |
| 1,463,998 | 34,550 | 65,062,842 | 51,297 | 11,850 | 821,538 | 350,749 |
| 1,964,205 | 46,150 | 98,506,012 | 85,108 | 19,350 | 847,735 | 530,560 |
| 1,356,193 | 52,500 | 81,078,395 | 71,950 | 13,550 | 872,416 | 489,874 |

第13表－5 都道府県別、保険料(税)

| 都道府県別 | 世帯数 | 被保険者数 | 医療給付費分 | | | |
|-------|------------|------------|---------------|---------------|-----------|-------------------------------|
| | | | 保険料(税) 算定額 | 所得割額 | 所得割額のある世帯 | 所得割額のある世帯 の旧ただし書方式による課税標準額 |
| | | | 千円 | 千円 | | 千円 |
| 全 国 | 14,799,700 | 24,900,200 | 2,203,448,590 | 1,261,193,543 | 9,345,700 | 16,918,373,291 |
| 北海道 | 668,000 | 1,067,550 | 101,330,360 | 58,016,187 | 389,250 | 690,484,704 |
| 青 森 | 162,150 | 280,800 | 26,223,174 | 14,278,794 | 99,750 | 163,228,336 |
| 岩 手 | 138,300 | 229,250 | 16,818,002 | 8,851,231 | 84,350 | 123,206,865 |
| 宮 城 | 242,650 | 411,150 | 37,533,515 | 20,625,674 | 151,650 | 276,035,584 |
| 秋 田 | 109,200 | 185,800 | 14,966,314 | 7,996,609 | 65,050 | 92,602,338 |
| 山 形 | 104,100 | 186,800 | 17,711,718 | 9,362,743 | 73,200 | 109,109,925 |
| 福 島 | 207,400 | 366,850 | 29,393,817 | 16,786,282 | 135,250 | 231,340,809 |
| 茨 城 | 351,650 | 633,000 | 52,454,066 | 29,921,613 | 237,150 | 431,538,409 |
| 栃 木 | 232,350 | 419,600 | 38,204,332 | 20,731,920 | 158,800 | 288,646,759 |
| 群 馬 | 227,600 | 409,900 | 35,732,259 | 18,764,651 | 154,950 | 264,527,651 |
| 埼 玉 | 860,900 | 1,479,000 | 121,652,621 | 79,040,106 | 575,100 | 1,055,618,910 |
| 千 葉 | 743,600 | 1,260,800 | 108,047,725 | 66,060,793 | 495,100 | 925,785,040 |
| 東 京 | 1,782,600 | 2,728,700 | 279,912,700 | 184,233,627 | 1,095,500 | 2,695,637,314 |
| 神奈川 | 1,011,100 | 1,675,600 | 147,713,812 | 91,711,475 | 665,150 | 1,436,360,164 |
| 新 潟 | 230,000 | 398,600 | 32,324,294 | 18,157,885 | 153,650 | 229,518,957 |
| 富 山 | 96,800 | 166,550 | 13,932,699 | 7,552,633 | 68,300 | 105,897,697 |
| 石 川 | 114,100 | 191,900 | 17,625,276 | 8,684,870 | 77,750 | 114,192,422 |
| 福 井 | 71,050 | 122,200 | 10,788,620 | 5,163,544 | 49,950 | 80,658,289 |
| 山 梨 | 100,450 | 182,200 | 16,097,662 | 8,300,326 | 66,800 | 111,287,520 |
| 長 野 | 227,500 | 397,450 | 31,846,949 | 17,728,719 | 154,600 | 250,435,839 |
| 岐 阜 | 216,900 | 385,550 | 35,345,032 | 17,431,401 | 152,900 | 255,343,450 |
| 静 岡 | 414,750 | 710,950 | 64,578,271 | 34,988,434 | 294,600 | 572,659,136 |
| 愛 知 | 798,850 | 1,373,900 | 122,661,606 | 67,289,003 | 531,950 | 1,121,675,879 |
| 三 重 | 193,650 | 327,000 | 27,838,360 | 14,486,388 | 128,700 | 211,766,848 |
| 滋 賀 | 139,150 | 247,150 | 19,736,031 | 10,250,432 | 95,350 | 143,405,238 |
| 京 都 | 320,400 | 524,050 | 46,607,608 | 26,713,189 | 185,550 | 320,092,453 |
| 大 阪 | 1,117,500 | 1,855,100 | 165,261,017 | 91,180,069 | 631,850 | 998,756,544 |
| 兵 庫 | 622,550 | 1,065,850 | 102,547,773 | 59,305,756 | 395,400 | 660,458,691 |
| 奈 良 | 157,000 | 285,050 | 25,167,178 | 13,763,238 | 99,850 | 172,197,220 |
| 和歌山 | 126,600 | 225,600 | 18,668,249 | 8,546,311 | 77,700 | 111,392,643 |
| 鳥 取 | 61,950 | 103,900 | 8,048,731 | 3,697,381 | 39,750 | 51,072,255 |
| 島 根 | 65,550 | 106,650 | 9,626,053 | 5,187,912 | 41,900 | 57,891,615 |
| 岡 山 | 204,950 | 346,250 | 27,904,531 | 14,634,722 | 128,000 | 196,052,725 |
| 広 島 | 300,200 | 498,950 | 42,221,272 | 22,239,095 | 191,150 | 270,614,626 |
| 山 口 | 159,200 | 260,050 | 23,654,896 | 12,714,156 | 100,200 | 140,043,512 |
| 徳 島 | 83,350 | 137,750 | 11,782,294 | 5,122,093 | 42,450 | 59,811,104 |
| 香 川 | 106,800 | 180,100 | 16,199,252 | 7,508,036 | 67,450 | 103,714,902 |
| 愛 媛 | 171,000 | 285,150 | 22,937,437 | 11,495,144 | 99,900 | 129,097,550 |
| 高 知 | 93,500 | 154,400 | 12,400,944 | 6,071,979 | 53,050 | 75,870,916 |
| 福 岡 | 606,800 | 1,014,900 | 84,216,043 | 46,765,420 | 352,850 | 577,192,531 |
| 佐 賀 | 82,750 | 148,050 | 16,565,768 | 10,133,081 | 52,100 | 99,174,001 |
| 長 崎 | 173,700 | 290,750 | 24,048,883 | 12,534,680 | 105,300 | 142,088,984 |
| 熊 本 | 211,600 | 381,300 | 33,989,407 | 18,893,271 | 128,350 | 208,687,815 |
| 大 分 | 133,800 | 224,300 | 18,660,008 | 9,663,736 | 80,550 | 102,317,366 |
| 宮 崎 | 144,550 | 249,000 | 21,469,399 | 11,183,400 | 83,650 | 121,567,260 |
| 鹿児島 | 207,550 | 353,600 | 27,963,706 | 15,331,853 | 124,450 | 190,640,778 |
| 沖 縄 | 203,600 | 371,200 | 23,038,926 | 12,093,682 | 109,450 | 148,673,717 |

算定状況（市町村） — 一般世帯 — < 擬制世帯を除く >

| 資産割額 | 医療給付費分 | | | | 後期高齢者支援金分 | |
|------------|-----------|------------------|-------------|-------------|-------------|-------------|
| | 資産割額のある世帯 | 資産割額のある世帯の固定資産税額 | 被保険者均等割額 | 世帯別平等割額 | 保険料(税)算定額 | 所得割額 |
| 千円 | | 千円 | 千円 | 千円 | 千円 | 千円 |
| 46,360,686 | 2,260,450 | 212,124,460 | 624,888,803 | 271,005,561 | 681,375,027 | 390,354,902 |
| 1,790,921 | 69,500 | 5,261,617 | 22,991,762 | 18,531,491 | 31,279,258 | 17,958,496 |
| 971,223 | 44,100 | 2,993,977 | 6,682,115 | 4,291,043 | 7,916,110 | 4,257,569 |
| 511,284 | 41,950 | 3,084,752 | 4,445,690 | 3,009,799 | 5,420,581 | 2,890,731 |
| 1,339,326 | 68,750 | 5,749,867 | 9,685,290 | 5,883,225 | 11,611,392 | 6,414,061 |
| 134,986 | 8,000 | 653,171 | 4,187,595 | 2,647,124 | 4,589,985 | 2,452,997 |
| 930,145 | 63,550 | 4,949,714 | 4,830,505 | 2,588,325 | 5,396,043 | 2,839,832 |
| 283,567 | 22,600 | 1,699,275 | 7,917,390 | 4,406,578 | 10,290,234 | 5,995,516 |
| 1,898,931 | 85,900 | 7,287,331 | 12,955,428 | 7,678,095 | 15,591,775 | 8,800,829 |
| 1,613,856 | 98,600 | 9,215,048 | 10,946,910 | 4,911,645 | 12,358,946 | 6,890,860 |
| 1,660,677 | 83,700 | 8,926,086 | 9,987,640 | 5,319,291 | 9,623,923 | 5,148,554 |
| 7,392,453 | 238,200 | 27,697,982 | 29,448,800 | 5,771,263 | 34,883,045 | 22,465,130 |
| 749,893 | 52,850 | 5,335,580 | 26,150,837 | 15,086,202 | 32,015,840 | 20,315,187 |
| 232,697 | 16,100 | 2,232,300 | 94,144,497 | 1,301,880 | 80,577,486 | 51,406,907 |
| 258,705 | 16,750 | 2,025,171 | 45,814,203 | 9,929,429 | 48,771,958 | 30,162,429 |
| 96,659 | 11,800 | 846,805 | 8,908,945 | 5,160,805 | 10,898,397 | 6,207,641 |
| 9,225 | 1,650 | 92,252 | 4,192,885 | 2,177,957 | 4,043,393 | 2,170,274 |
| 785,832 | 37,200 | 2,930,901 | 5,017,935 | 3,136,639 | 4,959,311 | 2,298,181 |
| 759,626 | 49,100 | 4,636,233 | 3,365,170 | 1,500,280 | 3,301,505 | 1,873,804 |
| 703,821 | 33,600 | 2,875,664 | 4,612,150 | 2,481,365 | 4,728,874 | 2,358,840 |
| 1,558,981 | 106,250 | 9,668,054 | 7,793,334 | 4,765,915 | 11,223,880 | 6,362,120 |
| 2,410,671 | 96,850 | 9,446,221 | 10,011,797 | 5,491,164 | 10,661,465 | 5,457,535 |
| 3,869,962 | 144,100 | 16,963,995 | 17,208,360 | 8,511,515 | 21,677,545 | 11,854,057 |
| 3,676,972 | 142,050 | 19,328,376 | 39,832,217 | 11,863,415 | 39,417,516 | 22,326,667 |
| 744,075 | 47,800 | 3,622,827 | 8,425,455 | 4,182,441 | 10,105,918 | 5,364,010 |
| 81,087 | 3,950 | 401,932 | 6,565,165 | 2,839,348 | 6,390,171 | 3,379,871 |
| 243,196 | 17,750 | 1,223,799 | 13,282,851 | 6,368,372 | 14,685,714 | 8,372,474 |
| - | - | - | 43,165,339 | 30,915,609 | 56,937,047 | 31,645,192 |
| 836,564 | 66,850 | 6,892,183 | 28,215,874 | 14,189,579 | 29,537,403 | 16,941,106 |
| 411,100 | 16,850 | 1,646,643 | 7,174,115 | 3,818,725 | 6,844,093 | 3,615,730 |
| 1,439,924 | 51,200 | 4,030,100 | 5,583,791 | 3,098,224 | 5,617,071 | 2,537,084 |
| 570,061 | 35,350 | 2,956,271 | 2,400,878 | 1,380,411 | 2,716,769 | 1,246,354 |
| 6,016 | 600 | 37,980 | 3,050,943 | 1,381,182 | 2,612,959 | 1,394,397 |
| 123,205 | 7,750 | 605,110 | 8,912,365 | 4,234,239 | 9,475,545 | 5,097,311 |
| 568,883 | 49,850 | 3,954,380 | 12,344,617 | 7,068,677 | 12,687,716 | 6,664,301 |
| 139,099 | 9,500 | 674,542 | 6,839,536 | 3,962,104 | 6,916,734 | 3,727,263 |
| 1,253,938 | 50,350 | 3,936,331 | 3,553,933 | 1,852,330 | 3,234,313 | 1,557,248 |
| 1,331,371 | 65,850 | 5,963,353 | 4,843,770 | 2,516,075 | 4,023,683 | 1,918,198 |
| 963,307 | 48,650 | 3,621,023 | 6,640,892 | 3,838,094 | 7,227,060 | 3,734,040 |
| 660,488 | 31,500 | 2,221,243 | 3,485,873 | 2,182,605 | 4,019,070 | 2,076,559 |
| 493,354 | 46,100 | 3,365,985 | 22,708,280 | 14,248,989 | 28,034,267 | 15,660,783 |
| - | - | - | 3,583,755 | 2,848,933 | 4,187,219 | 2,566,433 |
| 247,966 | 21,800 | 1,572,738 | 7,386,565 | 3,879,673 | 7,653,821 | 3,926,239 |
| 345,947 | 17,500 | 1,136,911 | 9,924,668 | 4,825,522 | 10,122,010 | 5,741,097 |
| 3,545 | 250 | 12,440 | 5,831,900 | 3,160,828 | 5,097,471 | 2,614,021 |
| 640,299 | 47,350 | 3,302,180 | 6,428,970 | 3,216,730 | 6,283,393 | 3,319,245 |
| 934,197 | 63,100 | 4,194,937 | 7,211,100 | 4,486,556 | 9,171,871 | 5,018,446 |
| 682,654 | 27,400 | 2,851,180 | 6,196,714 | 4,065,875 | 6,555,246 | 3,329,284 |

第13表－5 都道府県別、保険料(税)

| 都道府県別 | 後期高齢者支援金分 | | | | | | 介護納付金分 |
|-------|-----------|---------------------------|-----------|-----------|-------------|------------|-------------|
| | 所得割額のある世帯 | 所得割額のある世帯の旧ただし書方式による課税標準額 | 資産割額 | 資産割額のある世帯 | 被保険者均等割額 | 世帯別平等割額 | 保険料(税)算定額 |
| | | 千円 | 千円 | | 千円 | 千円 | 千円 |
| 全 国 | 9,345,200 | 16,918,373,170 | 9,795,547 | 1,707,400 | 204,752,851 | 76,471,721 | 247,375,126 |
| 北海道 | 389,250 | 690,484,704 | 460,883 | 62,550 | 7,354,521 | 5,505,358 | 11,317,917 |
| 青 森 | 99,750 | 163,228,336 | 284,233 | 43,300 | 2,094,848 | 1,279,460 | 3,539,317 |
| 岩 手 | 84,350 | 123,206,865 | 151,401 | 41,250 | 1,442,060 | 936,389 | 2,033,714 |
| 宮 城 | 151,650 | 276,035,584 | 346,983 | 68,750 | 2,999,563 | 1,850,785 | 4,366,754 |
| 秋 田 | 65,050 | 92,602,338 | 46,804 | 8,000 | 1,385,990 | 704,195 | 1,831,802 |
| 山 形 | 73,200 | 109,109,925 | 318,282 | 61,200 | 1,445,530 | 792,400 | 1,799,300 |
| 福 島 | 135,250 | 231,340,809 | 96,660 | 21,350 | 2,797,909 | 1,400,149 | 3,840,251 |
| 茨 城 | 237,150 | 431,538,409 | 573,919 | 85,900 | 3,977,135 | 2,239,892 | 5,800,545 |
| 栃 木 | 158,800 | 288,646,759 | 449,926 | 91,950 | 3,554,260 | 1,463,893 | 4,480,582 |
| 群 馬 | 154,950 | 264,527,651 | 256,338 | 39,850 | 3,036,670 | 1,182,361 | 3,395,293 |
| 埼 玉 | 575,100 | 1,055,618,910 | - | - | 12,417,915 | - | 10,868,294 |
| 千 葉 | 495,100 | 925,785,040 | 4,228 | 650 | 10,488,163 | 1,208,262 | 11,226,220 |
| 東 京 | 1,095,500 | 2,695,637,314 | 9,555 | 2,800 | 28,973,284 | 187,740 | 31,867,776 |
| 神奈川 | 665,150 | 1,436,360,164 | 63,597 | 14,400 | 15,362,936 | 3,182,996 | 18,213,079 |
| 新 潟 | 153,550 | 229,518,953 | 12,005 | 2,100 | 3,276,308 | 1,402,443 | 3,474,267 |
| 富 山 | 68,300 | 105,897,697 | - | - | 1,248,820 | 624,300 | 1,284,252 |
| 石 川 | 77,750 | 114,192,422 | 134,035 | 24,550 | 1,702,559 | 824,536 | 1,692,905 |
| 福 井 | 49,950 | 80,658,289 | 202,356 | 45,200 | 838,800 | 386,545 | 1,170,310 |
| 山 梨 | 66,800 | 111,287,520 | 213,106 | 33,600 | 1,453,855 | 703,073 | 1,828,505 |
| 長 野 | 154,600 | 250,435,839 | 455,234 | 86,950 | 2,871,387 | 1,535,140 | 3,990,930 |
| 岐 阜 | 152,900 | 255,343,450 | 588,733 | 85,550 | 3,118,337 | 1,496,860 | 3,443,367 |
| 静 岡 | 294,600 | 572,659,136 | 403,504 | 66,350 | 6,630,630 | 2,789,354 | 6,510,034 |
| 愛 知 | 531,950 | 1,121,675,879 | 1,176,749 | 142,050 | 12,446,265 | 3,467,834 | 14,453,777 |
| 三 重 | 128,700 | 211,766,848 | 286,649 | 47,800 | 3,010,712 | 1,444,548 | 3,436,625 |
| 滋 賀 | 95,350 | 143,405,238 | 23,366 | 3,950 | 2,081,955 | 904,980 | 2,025,248 |
| 京 都 | 185,550 | 320,092,453 | 78,368 | 17,600 | 4,238,139 | 1,996,733 | 5,191,087 |
| 大 阪 | 631,850 | 998,756,544 | - | - | 14,773,301 | 10,518,554 | 21,513,571 |
| 兵 庫 | 395,000 | 660,458,574 | 261,388 | 65,450 | 8,221,769 | 4,113,141 | 11,972,789 |
| 奈 良 | 99,850 | 172,197,220 | 88,029 | 15,800 | 2,145,045 | 995,290 | 2,446,531 |
| 和歌山 | 77,700 | 111,392,643 | 390,671 | 47,900 | 1,759,826 | 929,491 | 2,257,797 |
| 鳥 取 | 39,750 | 51,072,255 | 213,154 | 35,350 | 838,395 | 418,866 | 948,373 |
| 島 根 | 41,900 | 57,891,615 | 1,660 | 600 | 837,956 | 378,945 | 1,038,140 |
| 岡 山 | 128,000 | 196,052,725 | 36,271 | 6,800 | 2,980,867 | 1,361,096 | 2,886,191 |
| 広 島 | 191,150 | 270,614,626 | 152,492 | 49,850 | 3,786,260 | 2,084,664 | 4,272,919 |
| 山 口 | 100,200 | 140,043,512 | 47,956 | 9,500 | 1,984,958 | 1,156,557 | 2,234,225 |
| 徳 島 | 42,450 | 59,811,104 | 218,840 | 37,300 | 972,178 | 486,048 | 1,050,154 |
| 香 川 | 67,450 | 103,714,902 | 298,675 | 65,850 | 1,232,270 | 574,540 | 1,366,082 |
| 愛 媛 | 99,900 | 129,097,550 | 284,755 | 48,650 | 2,056,924 | 1,151,342 | 2,385,275 |
| 高 知 | 53,050 | 75,870,916 | 211,778 | 31,500 | 1,061,800 | 668,933 | 1,443,947 |
| 福 岡 | 352,850 | 577,192,531 | 85,525 | 22,650 | 7,640,477 | 4,647,482 | 9,472,631 |
| 佐 賀 | 52,100 | 99,174,001 | - | - | 998,205 | 622,581 | 1,942,960 |
| 長 崎 | 105,300 | 142,088,984 | 61,819 | 20,700 | 2,414,460 | 1,251,304 | 2,812,976 |
| 熊 本 | 128,350 | 208,687,815 | 92,951 | 14,950 | 2,985,715 | 1,302,248 | 3,864,136 |
| 大 分 | 80,550 | 102,317,366 | 1,120 | 250 | 1,670,290 | 812,040 | 1,690,367 |
| 宮 崎 | 83,650 | 121,567,260 | 175,579 | 47,350 | 1,865,711 | 922,858 | 2,619,881 |
| 鹿児島 | 124,450 | 190,640,778 | 328,266 | 63,100 | 2,394,465 | 1,430,694 | 3,339,928 |
| 沖 縄 | 109,450 | 148,673,717 | 207,708 | 26,200 | 1,883,429 | 1,134,824 | 2,734,104 |

算定状況（市町村） — 一般世帯 — < 擬制世帯を除く >（続き）

| 介護納付金分 | | | | | | |
|-------------|-----------|---------------------------|-----------|-----------|------------|------------|
| 所得割額 | 所得割額のある世帯 | 所得割額のある世帯の旧ただし書方式による課税標準額 | 資産割額 | 資産割額のある世帯 | 被保険者均等割額 | 世帯別平等割額 |
| 千円 | | 千円 | 千円 | | 千円 | 千円 |
| 137,847,778 | 3,332,150 | 7,768,714,762 | 2,444,906 | 503,400 | 81,745,745 | 25,336,697 |
| 6,406,963 | 140,400 | 378,771,307 | 119,320 | 21,700 | 2,788,438 | 2,003,197 |
| 2,001,454 | 43,250 | 91,476,313 | 88,898 | 16,150 | 1,036,235 | 412,730 |
| 1,039,305 | 29,700 | 56,527,550 | 55,274 | 12,350 | 538,490 | 400,645 |
| 2,382,328 | 52,650 | 124,420,495 | 90,662 | 20,300 | 1,203,164 | 690,600 |
| 1,032,046 | 22,650 | 47,471,156 | 13,568 | 2,200 | 503,038 | 283,150 |
| 868,252 | 25,250 | 48,335,928 | 81,963 | 19,100 | 608,605 | 240,480 |
| 2,207,811 | 52,900 | 115,232,977 | 25,534 | 7,450 | 1,040,564 | 566,343 |
| 3,155,157 | 92,100 | 223,700,700 | 77,948 | 17,600 | 2,157,840 | 409,600 |
| 2,448,100 | 61,450 | 149,342,495 | 108,306 | 30,250 | 1,267,910 | 656,265 |
| 1,750,460 | 55,000 | 123,564,394 | 63,856 | 12,450 | 1,103,532 | 477,445 |
| 6,361,214 | 209,600 | 450,721,427 | - | - | 4,507,080 | - |
| 6,012,829 | 183,950 | 397,482,591 | 697 | 250 | 4,758,592 | 454,102 |
| 18,610,685 | 426,950 | 1,392,678,572 | 3,582 | 800 | 13,163,774 | 89,735 |
| 11,250,946 | 230,100 | 612,824,791 | 21,849 | 4,550 | 5,723,524 | 1,216,759 |
| 1,998,175 | 46,100 | 98,547,176 | - | - | 1,476,093 | - |
| 716,748 | 19,600 | 48,122,143 | - | - | 353,979 | 213,525 |
| 908,559 | 23,400 | 48,386,161 | 12,338 | 2,650 | 539,613 | 232,396 |
| 623,871 | 18,400 | 42,210,599 | 53,429 | 14,950 | 318,180 | 174,830 |
| 988,818 | 26,450 | 62,875,662 | 47,722 | 9,800 | 510,400 | 281,565 |
| 2,289,591 | 52,000 | 116,847,851 | 112,430 | 24,450 | 950,092 | 638,816 |
| 1,724,381 | 51,900 | 110,142,854 | 172,604 | 25,600 | 1,072,015 | 474,367 |
| 3,146,850 | 85,850 | 211,107,994 | 107,534 | 18,850 | 2,696,315 | 559,335 |
| 8,188,259 | 193,850 | 546,668,012 | 185,125 | 39,800 | 4,667,680 | 1,412,714 |
| 1,842,266 | 42,800 | 90,846,985 | 66,500 | 13,950 | 1,039,152 | 488,708 |
| 984,190 | 31,850 | 57,523,716 | 5,288 | 1,300 | 712,750 | 323,020 |
| 3,067,702 | 63,200 | 136,581,879 | 25,268 | 4,550 | 1,414,474 | 683,642 |
| 11,938,893 | 226,950 | 401,642,559 | 4,464 | 200 | 6,492,652 | 3,077,562 |
| 7,039,329 | 132,450 | 271,177,262 | 65,328 | 20,100 | 3,331,270 | 1,536,863 |
| 1,149,592 | 33,050 | 62,906,974 | 18,254 | 5,300 | 988,420 | 290,265 |
| 1,042,744 | 30,650 | 55,132,778 | 136,253 | 16,850 | 695,640 | 383,161 |
| 422,379 | 13,100 | 21,448,840 | 78,916 | 10,750 | 299,387 | 147,691 |
| 583,158 | 12,950 | 26,656,082 | 1,105 | 200 | 316,717 | 137,160 |
| 1,621,615 | 37,650 | 84,919,426 | 8,406 | 2,100 | 856,934 | 399,236 |
| 2,226,346 | 57,900 | 98,509,074 | 45,906 | 11,800 | 1,286,204 | 714,463 |
| 1,224,085 | 28,900 | 52,025,461 | 8,496 | 2,100 | 635,838 | 365,806 |
| 396,024 | 13,050 | 20,273,620 | 96,623 | 14,400 | 371,963 | 185,545 |
| 671,776 | 20,800 | 42,816,819 | 67,216 | 18,300 | 416,020 | 211,070 |
| 1,309,571 | 33,100 | 64,344,764 | 79,094 | 14,500 | 638,746 | 357,864 |
| 752,666 | 19,450 | 38,722,377 | 49,922 | 9,450 | 399,420 | 241,939 |
| 5,073,208 | 123,250 | 229,533,816 | 5,414 | 2,950 | 3,105,742 | 1,288,267 |
| 1,271,410 | 21,000 | 56,725,775 | - | - | 454,875 | 216,675 |
| 1,411,927 | 42,100 | 65,719,668 | 17,014 | 6,300 | 882,985 | 501,050 |
| 2,189,936 | 49,300 | 114,011,783 | 22,323 | 4,650 | 1,383,100 | 268,778 |
| 804,776 | 27,150 | 39,809,763 | 236 | 100 | 583,835 | 301,520 |
| 1,438,969 | 33,400 | 63,735,918 | 47,394 | 11,000 | 793,128 | 340,390 |
| 1,936,239 | 43,600 | 96,943,857 | 83,134 | 18,300 | 812,075 | 508,480 |
| 1,336,176 | 51,000 | 79,246,417 | 69,715 | 13,000 | 849,268 | 478,946 |

第13表－6 都道府県別、保険料(税)

| 都道府県別 | 世帯数 | 被保険者数 | 医療給付費分 | | | |
|-------|---------|---------|---------------|------------|-----------|-------------------------------|
| | | | 保険料(税) 算定額 | 所得割額 | 所得割額のある世帯 | 所得割額のある世帯 の旧ただし書方式による課税標準額 |
| | | | 千円 | 千円 | | 千円 |
| 全 国 | 277,000 | 342,000 | 27,754,675 | 15,393,199 | 176,650 | 213,633,915 |
| 北海道 | 7,650 | 9,350 | 773,917 | 412,886 | 4,800 | 4,614,634 |
| 青 森 | 3,450 | 4,100 | 307,848 | 141,530 | 1,900 | 1,296,790 |
| 岩 手 | 3,800 | 5,050 | 305,084 | 149,412 | 2,200 | 2,264,163 |
| 宮 城 | 5,900 | 7,200 | 587,992 | 332,877 | 3,450 | 4,355,076 |
| 秋 田 | 3,750 | 4,200 | 282,072 | 151,944 | 2,200 | 1,801,983 |
| 山 形 | 4,150 | 4,600 | 374,255 | 191,950 | 2,650 | 2,317,145 |
| 福 島 | 5,250 | 6,100 | 507,374 | 313,214 | 3,100 | 4,519,632 |
| 茨 城 | 7,450 | 9,000 | 684,480 | 386,260 | 4,800 | 5,692,226 |
| 栃 木 | 5,150 | 6,800 | 625,755 | 343,034 | 3,900 | 4,792,490 |
| 群 馬 | 5,600 | 6,750 | 478,170 | 196,477 | 2,400 | 2,852,888 |
| 埼 玉 | 14,100 | 17,850 | 1,572,050 | 1,085,976 | 10,600 | 14,241,553 |
| 千 葉 | 11,200 | 13,450 | 1,056,629 | 606,254 | 8,700 | 8,695,461 |
| 東 京 | 23,750 | 28,100 | 3,130,691 | 2,155,750 | 17,500 | 34,279,190 |
| 神奈川 | 14,350 | 19,250 | 1,470,565 | 839,590 | 10,400 | 13,106,486 |
| 新 潟 | 6,150 | 6,750 | 412,905 | 209,451 | 3,100 | 2,698,075 |
| 富 山 | 2,150 | 2,400 | 132,482 | 56,462 | 1,250 | 810,105 |
| 石 川 | 2,950 | 3,050 | 209,251 | 94,834 | 1,650 | 1,203,972 |
| 福 井 | 1,900 | 2,050 | 154,253 | 64,118 | 1,250 | 1,049,367 |
| 山 梨 | 1,800 | 2,300 | 234,207 | 143,020 | 1,250 | 1,960,753 |
| 長 野 | 6,600 | 8,800 | 556,509 | 279,656 | 4,300 | 4,275,576 |
| 岐 阜 | 5,300 | 6,500 | 662,900 | 399,142 | 2,800 | 6,929,445 |
| 静 岡 | 10,050 | 11,400 | 969,393 | 504,402 | 6,450 | 8,672,730 |
| 愛 知 | 14,500 | 18,200 | 1,498,964 | 802,673 | 9,650 | 13,543,259 |
| 三 重 | 4,900 | 6,350 | 474,441 | 231,223 | 3,200 | 2,834,827 |
| 滋 賀 | 3,300 | 3,850 | 285,582 | 158,600 | 2,200 | 2,205,349 |
| 京 都 | 5,300 | 7,450 | 542,759 | 264,023 | 4,550 | 3,464,213 |
| 大 阪 | 15,750 | 19,750 | 1,518,139 | 721,345 | 9,150 | 8,519,203 |
| 兵 庫 | 11,550 | 14,550 | 1,176,869 | 624,021 | 8,150 | 7,278,520 |
| 奈 良 | 2,350 | 2,800 | 274,504 | 170,611 | 1,550 | 2,101,211 |
| 和歌山 | 2,250 | 3,050 | 196,815 | 64,985 | 1,500 | 913,975 |
| 鳥 取 | 2,700 | 3,250 | 169,239 | 54,899 | 1,300 | 758,385 |
| 島 根 | 2,050 | 2,400 | 171,663 | 83,452 | 1,200 | 975,027 |
| 岡 山 | 5,750 | 6,850 | 419,452 | 175,826 | 3,550 | 2,249,341 |
| 広 島 | 5,750 | 7,000 | 438,079 | 145,303 | 3,000 | 1,857,466 |
| 山 口 | 3,050 | 3,800 | 252,340 | 104,193 | 1,700 | 1,163,192 |
| 徳 島 | 2,350 | 2,950 | 243,347 | 97,928 | 1,200 | 1,142,187 |
| 香 川 | 2,900 | 3,550 | 200,847 | 46,634 | 1,400 | 668,396 |
| 愛 媛 | 2,850 | 3,950 | 489,928 | 353,411 | 1,700 | 4,378,523 |
| 高 知 | 2,450 | 3,500 | 287,468 | 149,237 | 1,700 | 1,734,787 |
| 福 岡 | 11,600 | 15,000 | 1,732,478 | 1,214,182 | 6,500 | 15,553,329 |
| 佐 賀 | 2,300 | 3,050 | 246,463 | 125,098 | 1,700 | 1,211,251 |
| 長 崎 | 2,750 | 3,250 | 195,285 | 85,572 | 1,450 | 1,049,687 |
| 熊 本 | 4,600 | 6,000 | 382,161 | 145,978 | 2,200 | 1,528,948 |
| 大 分 | 3,350 | 4,350 | 346,057 | 193,032 | 1,650 | 2,019,692 |
| 宮 崎 | 2,800 | 3,050 | 228,950 | 108,272 | 1,450 | 1,387,327 |
| 鹿 児 島 | 4,250 | 4,900 | 265,403 | 102,634 | 2,550 | 1,274,187 |
| 沖 縄 | 3,150 | 4,100 | 228,660 | 111,829 | 1,800 | 1,391,896 |

算定状況（市町村） —退職世帯— <擬制世帯を除く>

| 資産割額 | 医療給付費分 | | | | 後期高齢者支援金分 | |
|---------|-----------|------------------|-----------|-----------|-----------|-----------|
| | 資産割額のある世帯 | 資産割額のある世帯の固定資産税額 | 被保険者均等割額 | 世帯別平等割額 | 保険料(税)算定額 | 所得割額 |
| 千円 | | 千円 | 千円 | 千円 | 千円 | 千円 |
| 806,492 | 54,600 | 3,852,146 | 8,392,310 | 3,162,674 | 8,698,390 | 4,858,634 |
| 9,936 | 850 | 33,045 | 199,593 | 151,502 | 244,690 | 132,353 |
| 9,394 | 650 | 26,887 | 97,495 | 59,429 | 98,607 | 45,102 |
| 20,327 | 1,550 | 113,558 | 96,025 | 39,320 | 96,346 | 48,222 |
| 20,911 | 1,650 | 92,701 | 166,265 | 67,939 | 175,616 | 99,458 |
| 2,595 | 150 | 8,450 | 94,756 | 32,777 | 95,774 | 49,389 |
| 24,486 | 1,950 | 109,881 | 122,205 | 35,615 | 112,993 | 58,887 |
| 7,896 | 750 | 45,255 | 131,071 | 55,194 | 176,596 | 109,653 |
| 22,640 | 1,950 | 87,295 | 181,505 | 94,075 | 208,648 | 118,346 |
| 43,871 | 2,850 | 201,460 | 181,510 | 57,340 | 187,263 | 104,749 |
| 30,799 | 2,450 | 164,095 | 165,205 | 85,690 | 131,052 | 58,507 |
| 96,243 | 4,200 | 339,705 | 331,095 | 58,735 | 435,173 | 284,828 |
| 7,511 | 750 | 41,255 | 300,955 | 141,909 | 325,191 | 194,361 |
| 2,677 | 600 | 35,689 | 951,365 | 20,900 | 918,662 | 622,217 |
| 3,276 | 250 | 29,067 | 511,528 | 116,171 | 483,249 | 273,809 |
| 3,501 | 200 | 36,070 | 153,854 | 46,099 | 141,284 | 72,924 |
| - | - | - | 60,051 | 15,969 | 37,728 | 16,094 |
| 6,357 | 850 | 19,363 | 80,520 | 27,540 | 58,469 | 24,463 |
| 13,819 | 1,350 | 108,053 | 56,015 | 20,300 | 47,610 | 23,446 |
| 10,103 | 350 | 40,645 | 57,325 | 23,760 | 70,972 | 44,297 |
| 33,427 | 3,900 | 227,800 | 173,107 | 70,319 | 199,739 | 103,261 |
| 37,728 | 1,900 | 150,720 | 164,805 | 61,226 | 236,565 | 157,367 |
| 86,705 | 4,300 | 383,660 | 277,810 | 100,475 | 308,105 | 157,508 |
| 39,574 | 3,200 | 198,244 | 495,997 | 160,720 | 485,477 | 273,901 |
| 26,109 | 1,300 | 164,808 | 160,040 | 57,069 | 175,611 | 86,095 |
| 1,611 | 200 | 7,651 | 101,650 | 23,720 | 91,975 | 51,828 |
| 9,482 | 500 | 35,125 | 187,488 | 81,766 | 173,025 | 84,430 |
| - | - | - | 446,095 | 350,700 | 508,522 | 240,891 |
| 22,846 | 2,100 | 199,073 | 374,476 | 155,526 | 340,871 | 178,730 |
| 3,678 | 200 | 11,215 | 70,940 | 29,275 | 75,857 | 44,855 |
| 21,742 | 1,050 | 57,208 | 73,847 | 36,241 | 62,299 | 21,687 |
| 10,885 | 1,450 | 58,009 | 74,205 | 29,250 | 59,475 | 18,730 |
| - | - | - | 67,521 | 20,691 | 48,173 | 23,583 |
| 469 | 50 | 3,125 | 177,706 | 65,451 | 135,358 | 57,035 |
| 30,415 | 1,250 | 259,287 | 174,686 | 87,674 | 124,669 | 38,671 |
| - | - | - | 99,104 | 49,043 | 74,060 | 32,156 |
| 45,774 | 1,500 | 153,730 | 76,585 | 23,060 | 63,523 | 26,022 |
| 19,749 | 1,500 | 79,387 | 95,735 | 38,730 | 50,811 | 12,578 |
| 8,305 | 750 | 35,365 | 91,823 | 36,389 | 143,420 | 103,025 |
| 11,806 | 900 | 38,330 | 79,545 | 46,880 | 93,578 | 51,172 |
| 10,276 | 1,200 | 63,139 | 331,107 | 176,913 | 625,959 | 445,149 |
| - | - | - | 72,915 | 48,450 | 63,009 | 31,064 |
| 1,418 | 300 | 9,935 | 81,225 | 27,070 | 64,150 | 30,047 |
| 19,517 | 850 | 64,254 | 150,720 | 65,945 | 117,491 | 49,841 |
| - | - | - | 110,985 | 42,040 | 96,192 | 51,917 |
| 13,317 | 1,150 | 49,985 | 74,172 | 33,190 | 76,004 | 36,478 |
| 5,559 | 1,100 | 27,660 | 99,835 | 57,375 | 90,930 | 35,498 |
| 9,760 | 600 | 41,964 | 69,849 | 37,222 | 67,623 | 34,009 |

第13表－6 都道府県別、保険料(税)

| 都道府県別 | 後期高齢者支援金分 | | | | | | 介護納付金分 |
|-------|-----------|---------------------------|---------|-----------|-----------|---------|-----------|
| | 所得割額のある世帯 | 所得割額のある世帯の旧ただし書方式による課税標準額 | 資産割額 | 資産割額のある世帯 | 被保険者均等割額 | 世帯別平等割額 | 保険料(税)算定額 |
| | | 千円 | 千円 | | 千円 | 千円 | 千円 |
| 全 国 | 176,650 | 213,633,915 | 188,296 | 42,400 | 2,757,556 | 893,905 | 8,314,335 |
| 北海道 | 4,800 | 4,614,634 | 2,630 | 700 | 66,194 | 43,513 | 221,353 |
| 青 森 | 1,900 | 1,296,790 | 3,133 | 650 | 31,641 | 18,731 | 92,415 |
| 岩 手 | 2,200 | 2,264,163 | 5,598 | 1,550 | 31,780 | 10,745 | 100,001 |
| 宮 城 | 3,450 | 4,355,076 | 5,456 | 1,650 | 49,687 | 21,015 | 196,108 |
| 秋 田 | 2,200 | 1,801,983 | 633 | 150 | 35,967 | 9,785 | 92,737 |
| 山 形 | 2,650 | 2,317,145 | 6,872 | 1,550 | 37,195 | 10,040 | 127,939 |
| 福 島 | 3,100 | 4,519,632 | 2,763 | 750 | 46,347 | 17,832 | 158,596 |
| 茨 城 | 4,800 | 5,692,226 | 6,403 | 1,950 | 56,275 | 27,625 | 205,892 |
| 栃 木 | 3,900 | 4,792,490 | 11,133 | 2,650 | 55,180 | 16,200 | 171,021 |
| 群 馬 | 2,400 | 2,852,888 | 4,820 | 900 | 50,655 | 17,070 | 128,588 |
| 埼 玉 | 10,600 | 14,241,553 | - | - | 150,345 | - | 394,480 |
| 千 葉 | 8,700 | 8,695,461 | - | - | 123,400 | 7,430 | 287,632 |
| 東 京 | 17,500 | 34,279,190 | - | - | 293,355 | 3,090 | 821,146 |
| 神奈川 | 10,400 | 13,106,486 | 479 | 200 | 170,611 | 38,350 | 484,711 |
| 新 潟 | 3,100 | 2,698,075 | 159 | 50 | 58,637 | 9,564 | 146,680 |
| 富 山 | 1,250 | 810,105 | - | - | 17,217 | 4,417 | 42,672 |
| 石 川 | 1,650 | 1,203,972 | 1,407 | 650 | 26,535 | 6,063 | 69,052 |
| 福 井 | 1,250 | 1,049,367 | 4,318 | 1,250 | 14,380 | 5,465 | 42,216 |
| 山 梨 | 1,250 | 1,960,753 | 1,795 | 350 | 18,015 | 6,865 | 65,178 |
| 長 野 | 4,300 | 4,275,576 | 11,407 | 3,150 | 64,478 | 20,593 | 207,737 |
| 岐 阜 | 2,800 | 6,929,445 | 10,870 | 1,550 | 49,849 | 18,479 | 212,233 |
| 静 岡 | 6,450 | 8,672,730 | 17,296 | 2,400 | 100,350 | 32,950 | 303,404 |
| 愛 知 | 9,650 | 13,543,259 | 12,486 | 3,200 | 151,921 | 47,169 | 475,860 |
| 三 重 | 3,200 | 2,834,827 | 10,110 | 1,300 | 58,505 | 20,900 | 143,816 |
| 滋 賀 | 2,200 | 2,205,349 | 502 | 200 | 32,250 | 7,395 | 91,722 |
| 京 都 | 4,550 | 3,464,213 | 2,956 | 500 | 60,454 | 25,185 | 178,904 |
| 大 阪 | 9,150 | 8,519,203 | - | - | 148,756 | 118,876 | 501,267 |
| 兵 庫 | 8,150 | 7,278,520 | 8,580 | 2,100 | 109,393 | 44,169 | 339,554 |
| 奈 良 | 1,550 | 2,101,211 | 927 | 200 | 22,240 | 7,835 | 81,760 |
| 和歌山 | 1,500 | 913,975 | 4,222 | 950 | 24,613 | 11,776 | 61,203 |
| 鳥 取 | 1,300 | 758,385 | 4,135 | 1,450 | 27,280 | 9,330 | 63,734 |
| 島 根 | 1,200 | 975,027 | - | - | 18,819 | 5,772 | 54,646 |
| 岡 山 | 3,550 | 2,249,341 | - | - | 57,469 | 20,854 | 116,070 |
| 広 島 | 3,000 | 1,857,466 | 6,316 | 1,250 | 53,428 | 26,253 | 134,594 |
| 山 口 | 1,700 | 1,163,192 | - | - | 27,817 | 14,087 | 75,780 |
| 徳 島 | 1,200 | 1,142,187 | 11,631 | 1,350 | 20,130 | 5,740 | 74,971 |
| 香 川 | 1,400 | 668,396 | 4,663 | 1,500 | 24,565 | 9,005 | 57,668 |
| 愛 媛 | 1,700 | 4,378,523 | 2,460 | 750 | 27,264 | 10,671 | 111,084 |
| 高 知 | 1,700 | 1,734,787 | 3,228 | 900 | 24,370 | 14,809 | 78,747 |
| 福 岡 | 6,500 | 15,553,329 | 3,935 | 900 | 115,751 | 61,123 | 571,235 |
| 佐 賀 | 1,700 | 1,211,251 | - | - | 20,625 | 11,320 | 58,409 |
| 長 崎 | 1,450 | 1,049,687 | 376 | 300 | 25,298 | 8,430 | 63,423 |
| 熊 本 | 2,200 | 1,528,948 | 4,045 | 600 | 46,520 | 17,085 | 100,739 |
| 大 分 | 1,650 | 2,019,692 | - | - | 33,025 | 11,250 | 95,651 |
| 宮 崎 | 1,450 | 1,387,327 | 4,825 | 1,150 | 24,667 | 10,035 | 67,700 |
| 鹿児島 | 2,550 | 1,274,187 | 2,182 | 1,100 | 34,505 | 18,745 | 87,679 |
| 沖 縄 | 1,800 | 1,391,896 | 3,546 | 600 | 19,799 | 10,269 | 56,329 |

算定状況（市町村） —退職世帯— <擬制世帯を除く>（続き）

| 介護納付金分 | | | | | | |
|-----------|-----------|---------------------------|---------|-----------|-----------|---------|
| 所得割額 | 所得割額のある世帯 | 所得割額のある世帯の旧ただし書方式による課税標準額 | 資産割額 | 資産割額のある世帯 | 被保険者均等割額 | 世帯別平等割額 |
| 千円 | | 千円 | 千円 | | 千円 | 千円 |
| 4,003,776 | 165,150 | 199,956,845 | 155,758 | 37,700 | 3,156,971 | 997,830 |
| 107,478 | 4,600 | 4,535,968 | 1,745 | 700 | 68,450 | 43,680 |
| 33,743 | 1,800 | 957,650 | 3,046 | 600 | 44,085 | 11,540 |
| 40,087 | 2,100 | 2,238,745 | 6,634 | 1,450 | 33,335 | 19,945 |
| 98,667 | 2,900 | 4,038,822 | 6,861 | 1,550 | 58,105 | 32,475 |
| 40,112 | 2,050 | 1,713,574 | 713 | 150 | 37,855 | 14,057 |
| 54,132 | 2,550 | 2,262,710 | 6,097 | 1,500 | 48,990 | 18,720 |
| 84,674 | 2,850 | 4,157,265 | 1,417 | 600 | 48,692 | 23,813 |
| 93,983 | 4,600 | 5,505,942 | 3,783 | 1,400 | 92,610 | 15,515 |
| 85,874 | 3,700 | 4,759,501 | 7,892 | 2,550 | 55,160 | 22,095 |
| 41,768 | 2,200 | 2,420,478 | 3,518 | 900 | 59,042 | 24,260 |
| 230,215 | 10,350 | 14,050,289 | - | - | 164,265 | - |
| 135,116 | 7,700 | 8,124,454 | - | - | 149,556 | 2,960 |
| 463,896 | 15,850 | 30,800,010 | - | - | 354,100 | 3,150 |
| 265,500 | 10,400 | 13,106,486 | 451 | 200 | 175,698 | 43,061 |
| 59,218 | 2,900 | 2,580,063 | - | - | 87,462 | - |
| 12,350 | 1,250 | 810,105 | - | - | 18,302 | 12,020 |
| 25,259 | 1,650 | 1,203,972 | 37 | 150 | 32,300 | 11,457 |
| 13,603 | 1,200 | 817,426 | 4,023 | 1,100 | 16,170 | 8,420 |
| 35,735 | 1,050 | 1,690,821 | 748 | 200 | 17,925 | 10,770 |
| 95,456 | 4,300 | 4,275,576 | 9,452 | 2,900 | 65,663 | 37,166 |
| 122,436 | 2,400 | 6,717,514 | 10,984 | 1,400 | 52,950 | 25,863 |
| 131,812 | 5,750 | 7,800,985 | 14,706 | 2,100 | 128,885 | 28,000 |
| 226,725 | 9,200 | 12,816,167 | 8,305 | 3,200 | 181,254 | 59,577 |
| 57,150 | 2,850 | 2,365,047 | 7,134 | 1,050 | 54,449 | 25,084 |
| 43,627 | 2,150 | 2,117,065 | 455 | 200 | 33,935 | 13,705 |
| 82,269 | 4,450 | 3,382,613 | 3,048 | 500 | 67,031 | 26,557 |
| 210,436 | 8,600 | 7,901,319 | - | - | 189,082 | 101,749 |
| 155,711 | 7,300 | 6,411,852 | 5,925 | 1,900 | 118,750 | 59,169 |
| 46,075 | 1,550 | 2,101,211 | 815 | 200 | 25,200 | 9,670 |
| 19,588 | 1,450 | 890,969 | 3,983 | 950 | 25,019 | 12,612 |
| 17,014 | 1,300 | 758,385 | 4,240 | 1,450 | 28,400 | 14,080 |
| 22,670 | 1,200 | 975,027 | - | - | 22,583 | 9,393 |
| 40,907 | 3,000 | 1,866,316 | - | - | 53,039 | 22,125 |
| 41,796 | 2,850 | 1,752,194 | 4,402 | 1,050 | 60,402 | 27,995 |
| 30,043 | 1,550 | 1,101,925 | - | - | 29,263 | 16,474 |
| 26,305 | 1,100 | 1,106,450 | 13,759 | 1,450 | 23,611 | 11,296 |
| 11,672 | 1,400 | 668,396 | 4,236 | 1,500 | 27,740 | 14,020 |
| 72,640 | 1,500 | 4,064,566 | 1,987 | 650 | 24,136 | 12,321 |
| 40,844 | 1,550 | 1,647,621 | 2,096 | 600 | 22,895 | 12,912 |
| 385,186 | 6,300 | 14,448,725 | 1,250 | 400 | 139,655 | 45,144 |
| 24,344 | 1,450 | 926,652 | - | - | 23,300 | 10,765 |
| 23,177 | 1,250 | 989,805 | 141 | 100 | 26,160 | 13,945 |
| 34,079 | 2,100 | 1,459,039 | 3,765 | 550 | 52,200 | 10,695 |
| 47,391 | 1,500 | 1,878,201 | - | - | 32,050 | 16,210 |
| 25,029 | 1,250 | 1,240,565 | 3,902 | 850 | 28,410 | 10,359 |
| 27,966 | 2,550 | 1,274,187 | 1,974 | 1,050 | 35,660 | 22,080 |
| 20,018 | 1,600 | 1,244,196 | 2,235 | 600 | 23,149 | 10,928 |

第14表-1 都道府県別、世帯主の職業別世帯数 — 全世界帯 —

| 都道府県別 | 総数 | 農林水産業 | その他の 自営業 | 被用者 | その他 | 無職 | 不詳 |
|-------|------------|---------|-------------|-----------|---------|-----------|-----------|
| 全 国 | 18,509,600 | 363,950 | 2,273,000 | 5,393,450 | 673,800 | 7,702,850 | 2,102,550 |
| 北 海 道 | 777,200 | 29,100 | 76,500 | 237,850 | 29,000 | 362,250 | 42,500 |
| 青 森 | 206,000 | 17,450 | 20,200 | 47,550 | 4,900 | 91,000 | 24,900 |
| 岩 手 | 178,200 | 13,700 | 20,900 | 41,600 | 7,450 | 71,350 | 23,200 |
| 宮 城 | 309,850 | 11,000 | 32,850 | 84,000 | 9,350 | 148,800 | 23,850 |
| 秋 田 | 143,900 | 12,500 | 16,100 | 36,450 | 5,250 | 62,500 | 11,100 |
| 山 形 | 144,200 | 9,000 | 15,700 | 30,950 | 3,000 | 62,800 | 22,750 |
| 福 島 | 272,300 | 13,200 | 38,100 | 71,150 | 13,300 | 121,900 | 14,650 |
| 茨 城 | 448,800 | 12,750 | 47,150 | 136,400 | 22,100 | 202,450 | 27,950 |
| 栃 木 | 295,300 | 8,950 | 35,300 | 87,800 | 10,500 | 145,700 | 7,050 |
| 群 馬 | 297,200 | 7,500 | 44,200 | 88,350 | 31,650 | 117,600 | 7,900 |
| 埼 玉 | 1,089,600 | 7,850 | 99,100 | 276,900 | 29,350 | 353,450 | 322,950 |
| 千 葉 | 945,100 | 14,500 | 94,950 | 323,600 | 30,050 | 432,200 | 49,800 |
| 東 京 | 2,185,300 | 900 | 290,850 | 706,000 | 82,200 | 694,650 | 410,700 |
| 神 奈 川 | 1,282,100 | 2,350 | 135,450 | 408,450 | 49,650 | 596,900 | 89,300 |
| 新 潟 | 303,400 | 11,250 | 35,300 | 89,800 | 8,300 | 145,500 | 13,250 |
| 富 山 | 134,500 | 6,550 | 18,000 | 37,350 | 450 | 70,200 | 1,950 |
| 石 川 | 152,100 | 2,700 | 12,750 | 29,700 | 4,650 | 40,700 | 61,600 |
| 福 井 | 97,100 | 3,250 | 12,350 | 24,400 | 2,250 | 37,300 | 17,550 |
| 山 梨 | 127,050 | 2,800 | 15,600 | 25,250 | 6,600 | 40,900 | 35,900 |
| 長 野 | 297,050 | 9,500 | 29,150 | 72,400 | 8,550 | 87,700 | 89,750 |
| 岐 阜 | 284,200 | 4,900 | 50,600 | 114,000 | 3,350 | 100,800 | 10,550 |
| 静 岡 | 541,750 | 8,350 | 73,950 | 164,450 | 46,850 | 204,350 | 43,800 |
| 愛 知 | 1,000,350 | 8,250 | 137,550 | 341,500 | 29,600 | 393,250 | 90,200 |
| 三 重 | 249,350 | 6,900 | 31,350 | 83,300 | 3,200 | 116,700 | 7,900 |
| 滋 賀 | 178,200 | 2,650 | 23,750 | 46,800 | 3,100 | 85,900 | 16,000 |
| 京 都 | 373,600 | 1,900 | 39,000 | 100,200 | 24,950 | 177,450 | 30,100 |
| 大 阪 | 1,334,350 | 2,400 | 201,400 | 382,400 | 89,450 | 453,650 | 205,050 |
| 兵 庫 | 778,300 | 8,850 | 96,500 | 208,200 | 19,150 | 400,650 | 44,950 |
| 奈 良 | 197,350 | 1,600 | 18,900 | 35,400 | 4,550 | 78,900 | 58,000 |
| 和 歌 山 | 158,750 | 8,000 | 23,850 | 45,200 | 1,650 | 61,850 | 18,200 |
| 鳥 取 | 78,250 | 3,350 | 9,750 | 25,900 | 900 | 35,400 | 2,950 |
| 島 根 | 89,250 | 4,550 | 10,600 | 23,350 | 3,750 | 39,550 | 7,450 |
| 岡 山 | 261,200 | 5,300 | 30,250 | 71,850 | 15,050 | 130,050 | 8,700 |
| 広 島 | 379,100 | 4,350 | 49,000 | 92,800 | 4,700 | 192,450 | 35,800 |
| 山 口 | 202,400 | 4,950 | 27,300 | 56,950 | 8,900 | 89,500 | 14,800 |
| 徳 島 | 103,450 | 3,500 | 9,050 | 15,850 | 500 | 45,850 | 28,700 |
| 香 川 | 135,050 | 4,350 | 16,500 | 33,300 | 3,200 | 74,800 | 2,900 |
| 愛 媛 | 208,850 | 9,050 | 23,500 | 57,500 | 3,400 | 106,500 | 8,900 |
| 高 知 | 115,750 | 6,550 | 15,950 | 25,800 | 2,500 | 49,550 | 15,400 |
| 福 岡 | 726,450 | 9,650 | 101,800 | 206,300 | 12,050 | 357,450 | 39,200 |
| 佐 賀 | 109,650 | 6,400 | 15,650 | 30,800 | 2,800 | 52,850 | 1,150 |
| 長 崎 | 212,700 | 7,150 | 29,200 | 62,800 | 3,050 | 88,550 | 21,950 |
| 熊 本 | 267,300 | 14,250 | 38,150 | 71,050 | 3,100 | 128,900 | 11,850 |
| 大 分 | 167,500 | 6,200 | 19,400 | 42,850 | 8,500 | 86,250 | 4,300 |
| 宮 崎 | 174,650 | 7,250 | 20,650 | 44,900 | 4,250 | 69,050 | 28,550 |
| 鹿 児 島 | 254,000 | 11,450 | 29,450 | 71,100 | 5,150 | 104,200 | 32,650 |
| 沖 縄 | 241,600 | 5,050 | 39,450 | 82,950 | 7,600 | 92,600 | 13,950 |

第14表-2 都道府県別、世帯主の職業別世帯数 —一般世帯—

| 都道府県別 | 総数 | 農林水産業 | その他の 自営業 | 被用者 | その他 | 無職 | 不詳 |
|-------|------------|---------|-------------|-----------|---------|-----------|-----------|
| 全 国 | 18,331,950 | 361,100 | 2,256,350 | 5,348,600 | 665,650 | 7,609,650 | 2,090,600 |
| 北 海 道 | 771,350 | 29,100 | 76,150 | 236,300 | 28,900 | 358,500 | 42,400 |
| 青 森 | 203,500 | 17,400 | 20,150 | 47,450 | 4,900 | 88,850 | 24,750 |
| 岩 手 | 176,200 | 13,550 | 20,750 | 41,050 | 7,450 | 70,450 | 22,950 |
| 宮 城 | 306,700 | 10,900 | 32,450 | 83,550 | 9,350 | 147,050 | 23,400 |
| 秋 田 | 142,300 | 12,350 | 15,850 | 36,050 | 5,250 | 61,800 | 11,000 |
| 山 形 | 141,950 | 8,800 | 15,550 | 30,250 | 3,000 | 62,000 | 22,350 |
| 福 島 | 269,000 | 12,900 | 37,950 | 70,350 | 13,050 | 120,150 | 14,600 |
| 茨 城 | 444,050 | 12,750 | 46,600 | 135,400 | 21,900 | 199,650 | 27,750 |
| 栃 木 | 292,250 | 8,850 | 35,100 | 87,000 | 10,200 | 144,050 | 7,050 |
| 群 馬 | 293,550 | 7,450 | 43,950 | 87,500 | 31,600 | 115,150 | 7,900 |
| 埼 玉 | 1,081,250 | 7,750 | 98,650 | 274,650 | 28,800 | 349,800 | 321,600 |
| 千 葉 | 937,850 | 14,400 | 94,550 | 320,900 | 29,650 | 428,650 | 49,700 |
| 東 京 | 2,168,150 | 900 | 288,350 | 702,700 | 80,350 | 686,550 | 409,300 |
| 神 奈 川 | 1,271,300 | 2,350 | 134,250 | 405,850 | 49,650 | 590,300 | 88,900 |
| 新 潟 | 301,000 | 11,250 | 35,050 | 88,750 | 8,250 | 144,450 | 13,250 |
| 富 山 | 133,300 | 6,500 | 17,950 | 37,150 | 450 | 69,300 | 1,950 |
| 石 川 | 150,800 | 2,700 | 12,650 | 29,500 | 4,650 | 40,150 | 61,150 |
| 福 井 | 95,850 | 3,250 | 12,350 | 24,100 | 2,250 | 36,550 | 17,350 |
| 山 梨 | 126,000 | 2,800 | 15,450 | 25,200 | 6,350 | 40,450 | 35,750 |
| 長 野 | 293,050 | 9,400 | 28,800 | 71,200 | 8,550 | 86,550 | 88,550 |
| 岐 阜 | 281,500 | 4,900 | 50,500 | 112,850 | 3,250 | 99,450 | 10,550 |
| 静 岡 | 536,350 | 8,350 | 73,250 | 162,650 | 46,100 | 202,650 | 43,350 |
| 愛 知 | 991,100 | 8,150 | 137,100 | 338,400 | 29,000 | 388,650 | 89,800 |
| 三 重 | 246,650 | 6,800 | 31,150 | 82,350 | 3,200 | 115,300 | 7,850 |
| 滋 賀 | 176,850 | 2,650 | 23,700 | 46,700 | 3,050 | 84,750 | 16,000 |
| 京 都 | 369,500 | 1,850 | 38,350 | 99,450 | 24,900 | 175,300 | 29,650 |
| 大 阪 | 1,322,450 | 2,400 | 200,000 | 380,000 | 88,550 | 446,650 | 204,850 |
| 兵 庫 | 771,100 | 8,750 | 96,150 | 206,450 | 18,900 | 396,500 | 44,350 |
| 奈 良 | 196,050 | 1,600 | 18,800 | 35,350 | 4,500 | 78,450 | 57,350 |
| 和 歌 山 | 157,000 | 8,000 | 23,800 | 44,500 | 1,650 | 60,900 | 18,150 |
| 鳥 取 | 76,750 | 3,300 | 9,750 | 25,450 | 900 | 34,400 | 2,950 |
| 島 根 | 88,050 | 4,500 | 10,600 | 23,100 | 3,700 | 38,750 | 7,400 |
| 岡 山 | 257,850 | 5,250 | 29,800 | 70,850 | 14,900 | 128,400 | 8,650 |
| 広 島 | 374,950 | 4,300 | 48,800 | 91,900 | 4,600 | 190,050 | 35,300 |
| 山 口 | 200,300 | 4,950 | 27,150 | 56,400 | 8,800 | 88,250 | 14,750 |
| 徳 島 | 102,350 | 3,450 | 9,000 | 15,600 | 500 | 45,400 | 28,400 |
| 香 川 | 133,150 | 4,150 | 16,500 | 32,700 | 3,000 | 73,900 | 2,900 |
| 愛 媛 | 206,900 | 8,950 | 23,500 | 57,050 | 3,400 | 105,150 | 8,850 |
| 高 知 | 113,700 | 6,500 | 15,550 | 25,400 | 2,450 | 48,650 | 15,150 |
| 福 岡 | 717,700 | 9,650 | 100,650 | 204,450 | 11,900 | 352,050 | 39,000 |
| 佐 賀 | 108,150 | 6,350 | 15,250 | 30,500 | 2,650 | 52,250 | 1,150 |
| 長 崎 | 211,200 | 7,150 | 28,900 | 62,200 | 3,050 | 88,050 | 21,850 |
| 熊 本 | 263,850 | 14,200 | 37,750 | 70,200 | 3,000 | 126,900 | 11,800 |
| 大 分 | 165,550 | 6,100 | 19,000 | 42,500 | 8,250 | 85,400 | 4,300 |
| 宮 崎 | 172,950 | 7,150 | 20,550 | 44,550 | 4,150 | 68,350 | 28,200 |
| 鹿 児 島 | 251,050 | 11,300 | 29,250 | 69,900 | 5,150 | 103,000 | 32,450 |
| 沖 縄 | 239,550 | 5,050 | 39,000 | 82,250 | 7,600 | 91,700 | 13,950 |

第14表-3 都道府県別、世帯主の職業別世帯数 —退職世帯—

| 都道府県別 | 総数 | 農林水産業 | その他の 自営業 | 被用者 | その他 | 無職 | 不詳 |
|---------|---------|-------|-------------|--------|--------|---------|--------|
| 全 国 | 296,900 | 8,850 | 32,100 | 70,650 | 12,750 | 149,700 | 22,850 |
| 北 海 道 | 8,000 | 50 | 800 | 1,900 | 350 | 4,650 | 250 |
| 青 森 県 | 3,850 | 150 | 150 | 450 | - | 2,700 | 400 |
| 岩 手 県 | 4,150 | 600 | 550 | 1,050 | - | 1,500 | 450 |
| 宮 城 県 | 6,100 | 500 | 700 | 1,000 | 150 | 3,100 | 650 |
| 秋 田 県 | 4,000 | 250 | 450 | 1,050 | - | 2,150 | 100 |
| 山 形 県 | 5,000 | 300 | 500 | 1,450 | 50 | 1,650 | 1,050 |
| 福 島 県 | 6,250 | 700 | 750 | 1,200 | 350 | 3,100 | 150 |
| 茨 城 県 | 8,150 | 200 | 900 | 1,700 | 400 | 4,750 | 200 |
| 栃 木 県 | 5,300 | 200 | 300 | 1,100 | 350 | 3,350 | - |
| 群 馬 県 | 5,700 | 150 | 400 | 1,200 | 50 | 3,900 | - |
| 埼 玉 県 | 14,750 | 200 | 1,150 | 3,050 | 600 | 6,150 | 3,600 |
| 千 葉 県 | 11,850 | 300 | 800 | 3,500 | 700 | 6,350 | 200 |
| 東 京 都 | 24,750 | - | 4,750 | 4,650 | 2,500 | 10,950 | 1,900 |
| 神 奈 川 県 | 15,000 | - | 1,800 | 4,250 | - | 8,450 | 500 |
| 新 潟 県 | 6,850 | 400 | 500 | 2,300 | 250 | 3,100 | 300 |
| 富 山 県 | 2,900 | 250 | 100 | 750 | - | 1,800 | - |
| 石 川 県 | 3,300 | 50 | 200 | 400 | 100 | 1,300 | 1,250 |
| 福 井 県 | 2,200 | - | - | 450 | - | 1,250 | 500 |
| 山 梨 県 | 1,950 | - | 150 | 100 | 400 | 950 | 350 |
| 長 野 県 | 7,300 | 250 | 600 | 1,600 | - | 2,150 | 2,700 |
| 岐 阜 県 | 5,700 | - | 700 | 2,450 | 100 | 2,450 | - |
| 静 岡 県 | 10,750 | 500 | 1,250 | 2,800 | 850 | 4,800 | 550 |
| 愛 知 県 | 15,550 | 150 | 1,250 | 5,300 | 1,000 | 7,000 | 850 |
| 三 重 県 | 5,000 | 350 | 500 | 1,650 | - | 2,450 | 50 |
| 滋 賀 県 | 3,650 | 200 | 350 | 450 | 50 | 2,600 | - |
| 京 都 府 | 5,450 | 50 | 650 | 1,050 | 300 | 2,750 | 650 |
| 大 阪 府 | 16,650 | - | 1,950 | 3,250 | 1,400 | 9,750 | 300 |
| 兵 庫 県 | 11,950 | 400 | 850 | 2,650 | 300 | 6,850 | 900 |
| 奈 良 県 | 2,600 | - | 100 | 250 | 100 | 1,050 | 1,100 |
| 和 歌 山 県 | 2,400 | - | 250 | 850 | - | 1,150 | 150 |
| 鳥 取 県 | 2,900 | 50 | 250 | 850 | - | 1,750 | - |
| 島 根 県 | 2,350 | 150 | 200 | 550 | 50 | 1,300 | 100 |
| 岡 山 県 | 5,900 | 50 | 950 | 1,500 | 700 | 2,650 | 50 |
| 広 島 県 | 6,250 | 250 | 300 | 1,300 | 100 | 3,600 | 700 |
| 山 口 県 | 3,150 | 50 | 300 | 750 | 200 | 1,700 | 150 |
| 徳 島 県 | 2,550 | 100 | 250 | 450 | 50 | 1,200 | 500 |
| 香 川 県 | 3,300 | 300 | 350 | 750 | 200 | 1,700 | - |
| 愛 媛 県 | 3,150 | 450 | 300 | 550 | - | 1,800 | 50 |
| 高 知 県 | 2,500 | 100 | 400 | 500 | 50 | 1,050 | 400 |
| 福 岡 県 | 12,550 | 50 | 1,950 | 3,150 | 150 | 7,050 | 200 |
| 佐 賀 県 | 2,400 | 50 | 400 | 700 | 150 | 1,100 | - |
| 長 崎 県 | 3,000 | 200 | 650 | 750 | - | 900 | 500 |
| 熊 本 県 | 5,300 | 350 | 550 | 1,600 | 200 | 2,550 | 50 |
| 大 分 県 | 3,550 | 100 | 600 | 600 | 450 | 1,800 | - |
| 宮 崎 県 | 3,100 | 150 | 150 | 550 | 100 | 1,500 | 650 |
| 鹿 児 島 県 | 4,500 | 250 | 300 | 1,450 | - | 2,100 | 400 |
| 沖 縄 県 | 3,400 | - | 800 | 800 | - | 1,800 | - |

第14表－4 都道府県別、世帯主の職業別世帯数 ー全世界帯ー

＜擬制世帯を除く＞

| 都道府県別 | 総数 | 農林水産業 | その他の 自営業 | 被用者 | その他 | 無職 | 不詳 |
|---------|------------|---------|-------------|-----------|---------|-----------|-----------|
| 全 国 | 14,961,500 | 303,600 | 2,050,850 | 4,292,050 | 544,350 | 5,947,600 | 1,823,050 |
| 北 海 道 | 673,600 | 26,700 | 70,550 | 216,950 | 26,000 | 295,350 | 38,050 |
| 青 森 県 | 164,350 | 14,500 | 18,800 | 39,050 | 3,850 | 67,800 | 20,350 |
| 岩 手 県 | 140,050 | 10,550 | 18,300 | 30,950 | 6,400 | 55,450 | 18,400 |
| 宮 城 県 | 245,600 | 8,900 | 29,800 | 62,350 | 7,250 | 116,400 | 20,900 |
| 秋 田 県 | 110,750 | 10,650 | 14,400 | 26,900 | 4,600 | 44,950 | 9,250 |
| 山 形 県 | 105,600 | 7,700 | 13,150 | 20,350 | 2,500 | 44,850 | 17,050 |
| 福 島 県 | 210,000 | 11,100 | 33,450 | 49,650 | 10,450 | 93,050 | 12,300 |
| 茨 城 県 | 355,800 | 11,350 | 43,650 | 102,650 | 17,750 | 155,250 | 25,150 |
| 栃 木 県 | 235,250 | 8,100 | 31,550 | 68,500 | 8,100 | 112,100 | 6,900 |
| 群 馬 県 | 231,150 | 6,450 | 40,300 | 64,600 | 24,450 | 87,550 | 7,800 |
| 埼 玉 県 | 868,800 | 5,950 | 90,350 | 212,000 | 22,800 | 271,150 | 266,550 |
| 千 葉 県 | 750,450 | 12,800 | 86,650 | 259,400 | 23,300 | 322,150 | 46,150 |
| 東 京 都 | 1,798,850 | 600 | 258,300 | 553,900 | 67,100 | 548,450 | 370,500 |
| 神 奈 川 県 | 1,021,350 | 2,050 | 122,400 | 312,400 | 40,400 | 463,050 | 81,050 |
| 新 潟 県 | 232,050 | 8,400 | 31,300 | 65,250 | 6,850 | 109,400 | 10,850 |
| 富 山 県 | 97,500 | 4,850 | 15,450 | 24,850 | 350 | 50,050 | 1,950 |
| 石 川 県 | 115,050 | 1,800 | 11,350 | 22,000 | 3,700 | 29,300 | 46,900 |
| 福 井 県 | 72,050 | 2,450 | 10,700 | 17,950 | 1,750 | 26,000 | 13,200 |
| 山 梨 県 | 101,400 | 2,400 | 14,300 | 18,650 | 5,350 | 31,500 | 29,200 |
| 長 野 県 | 230,900 | 7,850 | 25,050 | 53,800 | 6,600 | 67,050 | 70,550 |
| 岐 阜 県 | 219,350 | 3,800 | 42,450 | 87,100 | 2,750 | 73,000 | 10,250 |
| 静 岡 県 | 419,700 | 7,700 | 67,800 | 121,800 | 35,850 | 149,300 | 37,250 |
| 愛 知 県 | 807,400 | 6,650 | 122,750 | 283,650 | 23,500 | 292,600 | 78,250 |
| 三 重 県 | 196,250 | 6,100 | 28,500 | 66,200 | 2,450 | 85,900 | 7,100 |
| 滋 賀 県 | 140,300 | 2,350 | 21,000 | 34,050 | 2,150 | 67,150 | 13,600 |
| 京 都 府 | 324,350 | 1,650 | 37,300 | 91,750 | 19,900 | 148,050 | 25,700 |
| 大 阪 府 | 1,128,500 | 1,800 | 181,250 | 324,500 | 73,700 | 356,150 | 191,100 |
| 兵 庫 県 | 629,350 | 7,900 | 88,500 | 165,400 | 16,900 | 309,900 | 40,750 |
| 奈 良 県 | 158,150 | 1,550 | 16,450 | 27,750 | 3,750 | 61,400 | 47,250 |
| 和 歌 山 県 | 128,200 | 6,200 | 21,550 | 37,150 | 1,450 | 46,450 | 15,400 |
| 鳥 取 県 | 63,300 | 2,300 | 8,900 | 20,650 | 600 | 28,000 | 2,850 |
| 島 根 県 | 66,550 | 3,400 | 9,650 | 16,600 | 2,700 | 28,650 | 5,550 |
| 岡 山 県 | 208,150 | 3,650 | 29,100 | 54,050 | 11,250 | 102,050 | 8,050 |
| 広 島 県 | 303,850 | 3,050 | 44,100 | 71,150 | 4,550 | 150,900 | 30,100 |
| 山 口 県 | 161,200 | 3,800 | 24,600 | 44,750 | 7,750 | 67,500 | 12,800 |
| 徳 島 県 | 84,350 | 2,950 | 8,300 | 12,550 | 300 | 36,400 | 23,850 |
| 香 川 県 | 108,450 | 3,200 | 14,900 | 26,900 | 2,350 | 58,200 | 2,900 |
| 愛 媛 県 | 172,650 | 7,700 | 21,050 | 48,600 | 2,700 | 84,450 | 8,150 |
| 高 知 県 | 95,500 | 6,000 | 14,450 | 21,900 | 2,350 | 38,150 | 12,650 |
| 福 岡 県 | 614,600 | 7,750 | 95,050 | 176,450 | 9,550 | 290,900 | 34,900 |
| 佐 賀 県 | 84,150 | 5,250 | 13,550 | 22,950 | 2,250 | 39,000 | 1,150 |
| 長 崎 県 | 174,950 | 6,000 | 26,350 | 52,550 | 2,700 | 68,300 | 19,050 |
| 熊 本 県 | 214,400 | 12,550 | 33,850 | 56,650 | 2,650 | 97,650 | 11,050 |
| 大 分 県 | 135,600 | 5,000 | 18,000 | 33,650 | 7,100 | 67,550 | 4,300 |
| 宮 崎 県 | 146,050 | 6,400 | 19,700 | 37,850 | 3,400 | 54,100 | 24,600 |
| 鹿 児 島 県 | 210,250 | 9,300 | 27,300 | 60,400 | 4,350 | 80,900 | 28,000 |
| 沖 縄 県 | 205,400 | 4,450 | 34,650 | 72,900 | 5,850 | 74,150 | 13,400 |

第14表－5 都道府県別、世帯主の職業別世帯数 ―一般世帯―

＜擬制世帯を除く＞

| 都道府県別 | 総数 | 農林水産業 | その他の 自営業 | 被用者 | その他 | 無職 | 不詳 |
|---------|------------|---------|-------------|-----------|---------|-----------|-----------|
| 全 国 | 14,799,700 | 300,950 | 2,035,250 | 4,250,950 | 537,250 | 5,862,650 | 1,812,650 |
| 北 海 道 | 668,000 | 26,700 | 70,300 | 215,400 | 25,900 | 291,750 | 37,950 |
| 青 森 県 | 162,150 | 14,500 | 18,750 | 38,950 | 3,850 | 65,900 | 20,200 |
| 岩 手 県 | 138,300 | 10,400 | 18,150 | 30,450 | 6,400 | 54,750 | 18,150 |
| 宮 城 県 | 242,650 | 8,850 | 29,400 | 61,900 | 7,250 | 114,800 | 20,450 |
| 秋 田 県 | 109,200 | 10,500 | 14,150 | 26,500 | 4,600 | 44,250 | 9,200 |
| 山 形 県 | 104,100 | 7,500 | 13,000 | 20,050 | 2,500 | 44,250 | 16,800 |
| 福 島 県 | 207,400 | 10,800 | 33,300 | 49,200 | 10,250 | 91,600 | 12,250 |
| 茨 城 県 | 351,650 | 11,350 | 43,100 | 101,700 | 17,550 | 153,000 | 24,950 |
| 栃 木 県 | 232,350 | 8,000 | 31,350 | 67,700 | 7,900 | 110,500 | 6,900 |
| 群 馬 県 | 227,600 | 6,400 | 40,050 | 63,850 | 24,400 | 85,100 | 7,800 |
| 埼 玉 県 | 860,900 | 5,850 | 89,900 | 209,850 | 22,250 | 267,700 | 265,350 |
| 千 葉 県 | 743,600 | 12,700 | 86,250 | 256,900 | 22,900 | 318,800 | 46,050 |
| 東 京 都 | 1,782,600 | 600 | 255,800 | 550,700 | 65,650 | 540,750 | 369,100 |
| 神 奈 川 県 | 1,011,100 | 2,050 | 121,200 | 309,800 | 40,400 | 457,000 | 80,650 |
| 新 潟 県 | 230,000 | 8,400 | 31,050 | 64,500 | 6,800 | 108,400 | 10,850 |
| 富 山 県 | 96,800 | 4,800 | 15,400 | 24,700 | 350 | 49,600 | 1,950 |
| 石 川 県 | 114,100 | 1,800 | 11,250 | 21,800 | 3,700 | 28,950 | 46,600 |
| 福 井 県 | 71,050 | 2,450 | 10,700 | 17,700 | 1,750 | 25,450 | 13,000 |
| 山 梨 県 | 100,450 | 2,400 | 14,150 | 18,600 | 5,100 | 31,150 | 29,050 |
| 長 野 県 | 227,500 | 7,800 | 24,700 | 52,700 | 6,600 | 66,050 | 69,650 |
| 岐 阜 県 | 216,900 | 3,800 | 42,450 | 86,000 | 2,650 | 71,750 | 10,250 |
| 静 岡 県 | 414,750 | 7,700 | 67,100 | 120,100 | 35,100 | 147,750 | 37,000 |
| 愛 知 県 | 798,850 | 6,550 | 122,400 | 280,850 | 23,000 | 288,200 | 77,850 |
| 三 重 県 | 193,650 | 6,000 | 28,300 | 65,350 | 2,450 | 84,500 | 7,050 |
| 滋 賀 県 | 139,150 | 2,350 | 20,950 | 33,950 | 2,100 | 66,200 | 13,600 |
| 京 都 府 | 320,400 | 1,600 | 36,650 | 91,000 | 19,850 | 146,050 | 25,250 |
| 大 阪 府 | 1,117,500 | 1,800 | 180,250 | 322,350 | 72,800 | 349,300 | 191,000 |
| 兵 庫 県 | 622,550 | 7,800 | 88,150 | 164,000 | 16,650 | 305,750 | 40,200 |
| 奈 良 県 | 157,000 | 1,550 | 16,350 | 27,700 | 3,700 | 61,100 | 46,600 |
| 和 歌 山 県 | 126,600 | 6,200 | 21,550 | 36,450 | 1,450 | 45,550 | 15,400 |
| 鳥 取 県 | 61,950 | 2,300 | 8,900 | 20,200 | 600 | 27,100 | 2,850 |
| 島 根 県 | 65,550 | 3,350 | 9,650 | 16,400 | 2,650 | 27,950 | 5,550 |
| 岡 山 県 | 204,950 | 3,600 | 28,750 | 53,050 | 11,100 | 100,450 | 8,000 |
| 広 島 県 | 300,200 | 3,000 | 43,900 | 70,450 | 4,450 | 148,800 | 29,600 |
| 山 口 県 | 159,200 | 3,800 | 24,500 | 44,200 | 7,650 | 66,300 | 12,750 |
| 徳 島 県 | 83,350 | 2,900 | 8,250 | 12,350 | 300 | 35,950 | 23,600 |
| 香 川 県 | 106,800 | 3,000 | 14,900 | 26,350 | 2,350 | 57,300 | 2,900 |
| 愛 媛 県 | 171,000 | 7,600 | 21,050 | 48,250 | 2,700 | 83,300 | 8,100 |
| 高 知 県 | 93,500 | 5,950 | 14,050 | 21,500 | 2,300 | 37,250 | 12,450 |
| 福 岡 県 | 606,800 | 7,750 | 93,900 | 174,600 | 9,400 | 286,300 | 34,850 |
| 佐 賀 県 | 82,750 | 5,200 | 13,150 | 22,650 | 2,100 | 38,500 | 1,150 |
| 長 崎 県 | 173,700 | 6,000 | 26,050 | 52,050 | 2,700 | 67,950 | 18,950 |
| 熊 本 県 | 211,600 | 12,500 | 33,450 | 56,000 | 2,650 | 95,950 | 11,050 |
| 大 分 県 | 133,800 | 4,900 | 17,600 | 33,300 | 6,850 | 66,850 | 4,300 |
| 宮 崎 県 | 144,550 | 6,300 | 19,600 | 37,500 | 3,400 | 53,500 | 24,250 |
| 鹿 児 島 県 | 207,550 | 9,150 | 27,100 | 59,200 | 4,350 | 79,950 | 27,800 |
| 沖 縄 県 | 203,600 | 4,450 | 34,350 | 72,200 | 5,850 | 73,350 | 13,400 |

第14表-6 都道府県別、世帯主の職業別世帯数 —退職世帯—
 <擬制世帯を除く>

| 都道府県別 | 総数 | 農林水産業 | その他の 自営業 | 被用者 | その他 | 無職 | 不詳 |
|-------|---------|-------|-------------|--------|--------|---------|--------|
| 全 国 | 277,000 | 8,550 | 30,650 | 66,400 | 11,700 | 138,950 | 20,750 |
| 北 海 道 | 7,650 | 50 | 700 | 1,900 | 350 | 4,400 | 250 |
| 青 森 | 3,450 | 50 | 150 | 450 | - | 2,400 | 400 |
| 岩 手 | 3,800 | 600 | 550 | 1,000 | - | 1,200 | 450 |
| 宮 城 | 5,900 | 450 | 700 | 1,000 | 150 | 2,950 | 650 |
| 秋 田 | 3,750 | 250 | 450 | 1,050 | - | 1,950 | 50 |
| 山 形 | 4,150 | 300 | 500 | 1,000 | 50 | 1,400 | 900 |
| 福 島 | 5,250 | 700 | 600 | 850 | 300 | 2,650 | 150 |
| 茨 城 | 7,450 | 200 | 900 | 1,550 | 400 | 4,200 | 200 |
| 栃 木 | 5,150 | 200 | 300 | 1,100 | 250 | 3,300 | - |
| 群 馬 | 5,600 | 150 | 400 | 1,100 | 50 | 3,900 | - |
| 埼 玉 | 14,100 | 200 | 1,150 | 2,950 | 600 | 5,750 | 3,450 |
| 千 葉 | 11,200 | 300 | 800 | 3,300 | 700 | 5,900 | 200 |
| 東 京 | 23,750 | - | 4,650 | 4,550 | 2,100 | 10,550 | 1,900 |
| 神 奈 川 | 14,350 | - | 1,800 | 4,150 | - | 7,900 | 500 |
| 新 潟 | 6,150 | 400 | 500 | 1,950 | 250 | 2,850 | 200 |
| 富 山 | 2,150 | 250 | 100 | 650 | - | 1,150 | - |
| 石 川 | 2,950 | 50 | 200 | 400 | 100 | 1,100 | 1,100 |
| 福 井 | 1,900 | - | - | 400 | - | 1,050 | 450 |
| 山 梨 | 1,800 | - | 150 | 100 | 400 | 800 | 350 |
| 長 野 | 6,600 | 200 | 600 | 1,500 | - | 2,000 | 2,300 |
| 岐 阜 | 5,300 | - | 600 | 2,400 | 100 | 2,200 | - |
| 静 岡 | 10,050 | 500 | 1,250 | 2,700 | 850 | 4,450 | 300 |
| 愛 知 | 14,500 | 150 | 1,000 | 5,000 | 900 | 6,700 | 750 |
| 三 重 | 4,900 | 350 | 500 | 1,550 | - | 2,450 | 50 |
| 滋 賀 | 3,300 | 200 | 350 | 300 | 50 | 2,400 | - |
| 京 都 | 5,300 | 50 | 650 | 1,050 | 300 | 2,600 | 650 |
| 大 阪 | 15,750 | - | 1,550 | 3,000 | 1,400 | 9,600 | 200 |
| 兵 庫 | 11,550 | 400 | 850 | 2,300 | 300 | 6,850 | 850 |
| 奈 良 | 2,350 | - | 100 | 250 | 100 | 900 | 1,000 |
| 和 歌 山 | 2,250 | - | 200 | 850 | - | 1,100 | 100 |
| 鳥 取 | 2,700 | - | 250 | 850 | - | 1,600 | - |
| 島 根 | 2,050 | 150 | 200 | 500 | 50 | 1,100 | 50 |
| 岡 山 | 5,750 | 50 | 850 | 1,500 | 700 | 2,600 | 50 |
| 広 島 | 5,750 | 250 | 300 | 1,100 | 100 | 3,300 | 700 |
| 山 口 | 3,050 | 50 | 250 | 750 | 200 | 1,650 | 150 |
| 徳 島 | 2,350 | 100 | 250 | 400 | 50 | 1,150 | 400 |
| 香 川 | 2,900 | 300 | 350 | 700 | - | 1,550 | - |
| 愛 媛 | 2,850 | 450 | 300 | 450 | - | 1,600 | 50 |
| 高 知 | 2,450 | 100 | 400 | 500 | 50 | 1,050 | 350 |
| 福 岡 | 11,600 | 50 | 1,950 | 3,150 | 150 | 6,250 | 50 |
| 佐 賀 | 2,300 | 50 | 400 | 700 | 150 | 1,000 | - |
| 長 崎 | 2,750 | 200 | 650 | 650 | - | 750 | 500 |
| 熊 本 | 4,600 | 300 | 550 | 1,400 | 100 | 2,250 | - |
| 大 分 | 3,350 | 100 | 600 | 600 | 450 | 1,600 | - |
| 宮 崎 | 2,800 | 150 | 150 | 550 | - | 1,300 | 650 |
| 鹿 児 島 | 4,250 | 250 | 300 | 1,450 | - | 1,850 | 400 |
| 沖 縄 | 3,150 | - | 650 | 800 | - | 1,700 | - |

V 統計表（組合員票編）

第1表 組合員の年齢階級別、

| 組合員の 年齢階級 | 組合員数 | 被保険者数 | 基礎賦課額 | | | 保険料算定額 |
|--------------|-----------|-----------|-------------------|--------------|-------------------|-------------------|
| | | | 保険料算定額 | 減免等 による額 | 保険料調定額 | |
| 計 | 1,422,950 | 2,780,100 | 千円 376,841,819 | 千円 93,810 | 千円 376,748,009 | 千円 100,754,016 |
| 15歳～19歳 | 6,950 | 7,950 | 794,475 | - | 794,475 | 243,037 |
| 20"～24" | 70,650 | 84,000 | 9,539,773 | - | 9,539,773 | 2,880,742 |
| 25"～29" | 97,650 | 132,600 | 18,070,227 | - | 18,070,227 | 5,174,981 |
| 30"～34" | 109,250 | 202,050 | 24,848,214 | - | 24,848,214 | 6,912,408 |
| 35"～39" | 129,350 | 291,350 | 32,670,511 | 22,260 | 32,648,251 | 9,128,703 |
| 40"～44" | 176,400 | 413,750 | 47,697,006 | 3,600 | 47,693,406 | 13,353,673 |
| 45"～49" | 188,800 | 425,800 | 58,343,739 | - | 58,343,739 | 15,945,629 |
| 50"～54" | 144,100 | 297,500 | 48,093,121 | - | 48,093,121 | 12,746,548 |
| 55"～59" | 131,800 | 253,650 | 42,094,665 | - | 42,094,665 | 10,845,823 |
| 60"～64" | 145,950 | 270,600 | 41,881,735 | 50,670 | 41,831,065 | 10,365,072 |
| 65"～69" | 130,200 | 236,050 | 34,334,072 | - | 34,334,072 | 8,351,217 |
| 70"～74" | 69,700 | 129,000 | 17,339,927 | 17,280 | 17,322,647 | 4,287,672 |
| 75"～79" | 10,150 | 18,600 | 717,110 | - | 717,110 | 326,391 |
| 80"～84" | 6,400 | 9,650 | 252,540 | - | 252,540 | 116,700 |
| 85"～ | 5,600 | 7,550 | 164,706 | - | 164,706 | 75,420 |

注) 被保険者には国保被保険者ではない組合員を含んでいる。

| 組合員の 年齢階級 | 組合員数 | 被保険者数 | 基礎賦課額 | | | 保険料算定額 |
|--------------|-----------|-----------|-------------------|--------------|-------------------|-------------------|
| | | | 保険料算定額 | 減免等 による額 | 保険料調定額 | |
| 計 | 1,400,800 | 2,744,300 | 千円 375,707,463 | 千円 93,810 | 千円 375,613,653 | 千円 100,235,505 |
| 15歳～19歳 | 6,950 | 7,950 | 794,475 | - | 794,475 | 243,037 |
| 20"～24" | 70,650 | 84,000 | 9,539,773 | - | 9,539,773 | 2,880,742 |
| 25"～29" | 97,650 | 132,600 | 18,070,227 | - | 18,070,227 | 5,174,981 |
| 30"～34" | 109,250 | 202,050 | 24,848,214 | - | 24,848,214 | 6,912,408 |
| 35"～39" | 129,350 | 291,350 | 32,670,511 | 22,260 | 32,648,251 | 9,128,703 |
| 40"～44" | 176,400 | 413,750 | 47,697,006 | 3,600 | 47,693,406 | 13,353,673 |
| 45"～49" | 188,800 | 425,800 | 58,343,739 | - | 58,343,739 | 15,945,629 |
| 50"～54" | 144,100 | 297,500 | 48,093,121 | - | 48,093,121 | 12,746,548 |
| 55"～59" | 131,800 | 253,650 | 42,094,665 | - | 42,094,665 | 10,845,823 |
| 60"～64" | 145,950 | 270,600 | 41,881,735 | 50,670 | 41,831,065 | 10,365,072 |
| 65"～69" | 130,200 | 236,050 | 34,334,072 | - | 34,334,072 | 8,351,217 |
| 70"～74" | 69,700 | 129,000 | 17,339,927 | 17,280 | 17,322,647 | 4,287,672 |

保険料賦課状況

| 後期高齢者支援金賦課額 | | 介護納付金賦課額 | | | 後期高齢者賦課額 | | |
|-------------|-------------|------------|---------|------------|----------|---------|---------|
| 減免等による額 | 保険料調定額 | 保険料算定額 | 減免等による額 | 保険料調定額 | 保険料算定額 | 減免等による額 | 保険料調定額 |
| 千円 | 千円 | 千円 | 千円 | 千円 | 千円 | 千円 | 千円 |
| 18,120 | 100,735,896 | 48,848,560 | 6,060 | 48,842,500 | 732,701 | 3,000 | 729,701 |
| - | 243,037 | - | - | - | - | - | - |
| - | 2,880,742 | 46,740 | - | 46,740 | - | - | - |
| - | 5,174,981 | 49,080 | - | 49,080 | - | - | - |
| - | 6,912,408 | 100,500 | - | 100,500 | - | - | - |
| 3,000 | 9,125,703 | 221,010 | - | 221,010 | - | - | - |
| 3,000 | 13,350,673 | 9,114,372 | - | 9,114,372 | - | - | - |
| - | 15,945,629 | 11,092,159 | - | 11,092,159 | - | - | - |
| - | 12,746,548 | 9,249,128 | - | 9,249,128 | - | - | - |
| - | 10,845,823 | 8,516,026 | - | 8,516,026 | - | - | - |
| 10,200 | 10,354,872 | 8,614,596 | 6,060 | 8,608,536 | - | - | - |
| - | 8,351,217 | 1,245,519 | - | 1,245,519 | - | - | - |
| 1,920 | 4,285,752 | 385,080 | - | 385,080 | - | - | - |
| - | 326,391 | 109,740 | - | 109,740 | 308,500 | 1,200 | 307,300 |
| - | 116,700 | 58,740 | - | 58,740 | 162,780 | 1,200 | 161,580 |
| - | 75,420 | 45,870 | - | 45,870 | 261,421 | 600 | 260,821 |

(再掲) 国保被保険者ではない組合員の世帯を除く

| 後期高齢者支援金賦課額 | | 介護納付金賦課額 | | |
|-------------|-------------|------------|---------|------------|
| 減免等による額 | 保険料調定額 | 保険料算定額 | 減免等による額 | 保険料調定額 |
| 千円 | 千円 | 千円 | 千円 | 千円 |
| 18,120 | 100,217,385 | 48,634,210 | 6,060 | 48,628,150 |
| - | 243,037 | - | - | - |
| - | 2,880,742 | 46,740 | - | 46,740 |
| - | 5,174,981 | 49,080 | - | 49,080 |
| - | 6,912,408 | 100,500 | - | 100,500 |
| 3,000 | 9,125,703 | 221,010 | - | 221,010 |
| 3,000 | 13,350,673 | 9,114,372 | - | 9,114,372 |
| - | 15,945,629 | 11,092,159 | - | 11,092,159 |
| - | 12,746,548 | 9,249,128 | - | 9,249,128 |
| - | 10,845,823 | 8,516,026 | - | 8,516,026 |
| 10,200 | 10,354,872 | 8,614,596 | 6,060 | 8,608,536 |
| - | 8,351,217 | 1,245,519 | - | 1,245,519 |
| 1,920 | 4,285,752 | 385,080 | - | 385,080 |

第2表 群別、

| 群 別 | 組合員数 | 被保険者数 | 基礎賦課額 | | | 保険料算定額 |
|-----|-----------|-----------|-------------|-------------|-------------|-------------|
| | | | 保険料算定額 | 減免等 による額 | 保険料調定額 | |
| | | | 千円 | 千円 | 千円 | 千円 |
| 計 | 1,422,950 | 2,780,100 | 376,841,819 | 93,810 | 376,748,009 | 100,754,016 |
| A 群 | 214,750 | 371,600 | 50,623,661 | 15,450 | 50,608,211 | 14,207,864 |
| B 群 | 493,300 | 918,600 | 112,082,320 | 78,360 | 112,003,960 | 29,621,880 |
| C 群 | 154,500 | 299,700 | 32,641,637 | - | 32,641,637 | 9,202,065 |
| D 群 | 248,800 | 520,200 | 58,028,720 | - | 58,028,720 | 14,454,240 |
| E 群 | 311,600 | 670,000 | 123,465,481 | - | 123,465,481 | 33,267,967 |

注) 被保険者には国保被保険者ではない組合員を含んでいる。

| 群 別 | 組合員数 | 被保険者数 | 基礎賦課額 | | | 保険料算定額 |
|-----|-----------|-----------|-------------|-------------|-------------|-------------|
| | | | 保険料算定額 | 減免等 による額 | 保険料調定額 | |
| | | | 千円 | 千円 | 千円 | 千円 |
| 計 | 1,400,800 | 2,744,300 | 375,707,463 | 93,810 | 375,613,653 | 100,235,505 |
| A 群 | 206,750 | 359,600 | 50,304,045 | 15,450 | 50,288,595 | 14,063,093 |
| B 群 | 483,200 | 902,300 | 111,502,000 | 78,360 | 111,423,640 | 29,365,080 |
| C 群 | 150,450 | 292,200 | 32,407,217 | - | 32,407,217 | 9,085,125 |
| D 群 | 248,800 | 520,200 | 58,028,720 | - | 58,028,720 | 14,454,240 |
| E 群 | 311,600 | 670,000 | 123,465,481 | - | 123,465,481 | 33,267,967 |

保険料賦課状況

| 後期高齢者支援金賦課額 | | 介護納付金賦課額 | | | 後期高齢者賦課額 | | |
|-------------|-------------|------------|---------|------------|----------|---------|---------|
| 減免等による額 | 保険料調定額 | 保険料算定額 | 減免等による額 | 保険料調定額 | 保険料算定額 | 減免等による額 | 保険料調定額 |
| 千円 | 千円 | 千円 | 千円 | 千円 | 千円 | 千円 | 千円 |
| 18,120 | 100,735,896 | 48,848,560 | 6,060 | 48,842,500 | 732,701 | 3,000 | 729,701 |
| 3,960 | 14,203,904 | 7,341,456 | 2,460 | 7,338,996 | 221,680 | 3,000 | 218,680 |
| 14,160 | 29,607,720 | 14,391,820 | 3,600 | 14,388,220 | 370,720 | - | 370,720 |
| - | 9,202,065 | 4,567,320 | - | 4,567,320 | 140,301 | - | 140,301 |
| - | 14,454,240 | 6,554,880 | - | 6,554,880 | - | - | - |
| - | 33,267,967 | 15,993,084 | - | 15,993,084 | - | - | - |

(再掲) 国保被保険者ではない組合員の世帯を除く

| 後期高齢者支援金賦課額 | | 介護納付金賦課額 | | |
|-------------|-------------|------------|---------|------------|
| 減免等による額 | 保険料調定額 | 保険料算定額 | 減免等による額 | 保険料調定額 |
| 千円 | 千円 | 千円 | 千円 | 千円 |
| 18,120 | 100,217,385 | 48,634,210 | 6,060 | 48,628,150 |
| 3,960 | 14,059,133 | 7,288,506 | 2,460 | 7,286,046 |
| 14,160 | 29,350,920 | 14,297,740 | 3,600 | 14,294,140 |
| - | 9,085,125 | 4,500,000 | - | 4,500,000 |
| - | 14,454,240 | 6,554,880 | - | 6,554,880 |
| - | 33,267,967 | 15,993,084 | - | 15,993,084 |

第3表 世帯人員別、

| 世帯人数 (被保険者数) | 組合員数 | 被保険者数 | 基礎賦課額 | | | 保険料算定額 |
|-----------------|-----------|-----------|-------------|-------------|-------------|-------------|
| | | | 保険料算定額 | 減免等 による額 | 保険料調定額 | |
| | | | 千円 | 千円 | 千円 | 千円 |
| 計 | 1,422,950 | 2,780,100 | 376,841,819 | 93,810 | 376,748,009 | 100,754,016 |
| 1人 | 715,700 | 715,700 | 133,940,002 | 18,660 | 133,921,342 | 34,119,713 |
| 2人 | 329,350 | 658,700 | 93,433,261 | 61,200 | 93,372,061 | 23,971,281 |
| 3人 | 179,450 | 538,350 | 65,156,142 | - | 65,156,142 | 17,908,904 |
| 4人 | 140,050 | 560,200 | 58,209,182 | 10,350 | 58,198,832 | 16,919,726 |
| 5人 | 46,100 | 230,500 | 20,749,858 | 3,600 | 20,746,258 | 6,108,357 |
| 6人 | 10,250 | 61,500 | 4,509,534 | - | 4,509,534 | 1,401,256 |
| 7人 | 1,250 | 8,750 | 593,760 | - | 593,760 | 222,060 |
| 8人以上 | 800 | 6,400 | 250,080 | - | 250,080 | 102,720 |

注) 被保険者には国保被保険者ではない組合員を含んでいる。

| 世帯人数 (被保険者数) | 組合員数 | 被保険者数 | 基礎賦課額 | | | 保険料算定額 |
|-----------------|-----------|-----------|-------------|-------------|-------------|-------------|
| | | | 保険料算定額 | 減免等 による額 | 保険料調定額 | |
| | | | 千円 | 千円 | 千円 | 千円 |
| 計 | 1,400,800 | 2,744,300 | 375,707,463 | 93,810 | 375,613,653 | 100,235,505 |
| 1人 | 703,450 | 703,450 | 133,937,422 | 18,660 | 133,918,762 | 34,118,693 |
| 2人 | 322,050 | 644,100 | 92,821,691 | 61,200 | 92,760,491 | 23,688,210 |
| 3人 | 177,600 | 532,800 | 64,851,336 | - | 64,851,336 | 17,773,424 |
| 4人 | 139,700 | 558,800 | 58,130,342 | 10,350 | 58,119,992 | 16,883,906 |
| 5人 | 45,700 | 228,500 | 20,613,298 | 3,600 | 20,609,698 | 6,045,237 |
| 6人 | 10,250 | 61,500 | 4,509,534 | - | 4,509,534 | 1,401,256 |
| 7人 | 1,250 | 8,750 | 593,760 | - | 593,760 | 222,060 |
| 8人以上 | 800 | 6,400 | 250,080 | - | 250,080 | 102,720 |

保険料賦課状況

| 後期高齢者支援金賦課額 | | 介護納付金賦課額 | | | 後期高齢者賦課額 | | |
|-------------|-------------|------------|---------|------------|----------|---------|---------|
| 減免等による額 | 保険料調定額 | 保険料算定額 | 減免等による額 | 保険料調定額 | 保険料算定額 | 減免等による額 | 保険料調定額 |
| 千円 | 千円 | 千円 | 千円 | 千円 | 千円 | 千円 | 千円 |
| 18,120 | 100,735,896 | 48,848,560 | 6,060 | 48,842,500 | 732,701 | 3,000 | 729,701 |
| - | 34,119,713 | 15,781,446 | - | 15,781,446 | 452,901 | 1,800 | 451,101 |
| 8,160 | 23,963,121 | 12,990,038 | 3,600 | 12,986,438 | 218,260 | 1,200 | 217,060 |
| - | 17,908,904 | 9,364,576 | - | 9,364,576 | 44,160 | - | 44,160 |
| 6,960 | 16,912,766 | 7,761,794 | 2,460 | 7,759,334 | 10,140 | - | 10,140 |
| 3,000 | 6,105,357 | 2,425,706 | - | 2,425,706 | 7,240 | - | 7,240 |
| - | 1,401,256 | 419,041 | - | 419,041 | - | - | - |
| - | 222,060 | 71,880 | - | 71,880 | - | - | - |
| - | 102,720 | 34,080 | - | 34,080 | - | - | - |

(再掲) 国保被保険者ではない組合員の世帯を除く

| 後期高齢者支援金賦課額 | | 介護納付金賦課額 | | |
|-------------|-------------|------------|---------|------------|
| 減免等による額 | 保険料調定額 | 保険料算定額 | 減免等による額 | 保険料調定額 |
| 千円 | 千円 | 千円 | 千円 | 千円 |
| 18,120 | 100,217,385 | 48,634,210 | 6,060 | 48,628,150 |
| - | 34,118,693 | 15,781,446 | - | 15,781,446 |
| 8,160 | 23,680,050 | 12,918,488 | 3,600 | 12,914,888 |
| - | 17,773,424 | 9,276,076 | - | 9,276,076 |
| 6,960 | 16,876,946 | 7,736,474 | 2,460 | 7,734,014 |
| 3,000 | 6,042,237 | 2,396,726 | - | 2,396,726 |
| - | 1,401,256 | 419,041 | - | 419,041 |
| - | 222,060 | 71,880 | - | 71,880 |
| - | 102,720 | 34,080 | - | 34,080 |

第4表 業種別、

| 業種別 | 組合員数 | 被保険者数 | 基礎賦課額 | | | 保険料算定額 |
|------|-----------|-----------|-------------|-------------|-------------|-------------|
| | | | 保険料算定額 | 減免等 による額 | 保険料調定額 | |
| | | | 千円 | 千円 | 千円 | 千円 |
| 計 | 1,422,950 | 2,780,100 | 376,841,819 | 93,810 | 376,748,009 | 100,754,016 |
| 医 師 | 187,100 | 317,800 | 47,819,230 | 60,960 | 47,758,270 | 13,629,722 |
| 歯科医師 | 167,800 | 274,450 | 37,125,256 | 16,950 | 37,108,306 | 10,854,300 |
| 薬剤師 | 29,000 | 43,700 | 7,051,313 | 8,700 | 7,042,613 | 1,859,045 |
| 一般業種 | 192,550 | 338,050 | 40,201,810 | - | 40,201,810 | 11,332,122 |
| 建設関係 | 656,500 | 1,405,700 | 147,005,130 | 7,200 | 146,997,930 | 37,310,860 |
| 全国土木 | 190,000 | 400,400 | 97,639,081 | - | 97,639,081 | 25,767,967 |

注) 被保険者には国保被保険者ではない組合員を含んでいる。

| 業種別 | 組合員数 | 被保険者数 | 基礎賦課額 | | | 保険料算定額 |
|------|-----------|-----------|-------------|-------------|-------------|-------------|
| | | | 保険料算定額 | 減免等 による額 | 保険料調定額 | |
| | | | 千円 | 千円 | 千円 | 千円 |
| 計 | 1,400,800 | 2,744,300 | 375,707,463 | 93,810 | 375,613,653 | 100,235,505 |
| 医 師 | 176,050 | 300,750 | 47,245,210 | 60,960 | 47,184,250 | 13,373,030 |
| 歯科医師 | 163,950 | 268,950 | 36,993,336 | 16,950 | 36,976,386 | 10,792,485 |
| 薬剤師 | 28,350 | 42,950 | 7,042,913 | 8,700 | 7,034,213 | 1,853,765 |
| 一般業種 | 186,450 | 326,550 | 39,807,534 | - | 39,807,534 | 11,146,938 |
| 建設関係 | 656,000 | 1,404,700 | 146,979,390 | 7,200 | 146,972,190 | 37,301,320 |
| 全国土木 | 190,000 | 400,400 | 97,639,081 | - | 97,639,081 | 25,767,967 |

保険料賦課状況

| 後期高齢者支援金賦課額 | | 介護納付金賦課額 | | | 後期高齢者賦課額 | | |
|-------------|-------------|------------|---------|------------|----------|---------|---------|
| 減免等による額 | 保険料調定額 | 保険料算定額 | 減免等による額 | 保険料調定額 | 保険料算定額 | 減免等による額 | 保険料調定額 |
| 千円 | 千円 | 千円 | 千円 | 千円 | 千円 | 千円 | 千円 |
| 18,120 | 100,735,896 | 48,848,560 | 6,060 | 48,842,500 | 732,701 | 3,000 | 729,701 |
| 8,160 | 13,621,562 | 7,502,218 | 3,600 | 7,498,618 | 433,420 | 3,000 | 430,420 |
| 3,960 | 10,850,340 | 5,083,470 | 2,460 | 5,081,010 | 205,561 | - | 205,561 |
| - | 1,859,045 | 946,170 | - | 946,170 | 8,700 | - | 8,700 |
| - | 11,332,122 | 5,405,178 | - | 5,405,178 | 80,220 | - | 80,220 |
| 6,000 | 37,304,860 | 17,373,960 | - | 17,373,960 | 4,800 | - | 4,800 |
| - | 25,767,967 | 12,537,564 | - | 12,537,564 | - | - | - |

(再掲) 国保被保険者ではない組合員の世帯を除く

| 後期高齢者支援金賦課額 | | 介護納付金賦課額 | | |
|-------------|-------------|------------|---------|------------|
| 減免等による額 | 保険料調定額 | 保険料算定額 | 減免等による額 | 保険料調定額 |
| 千円 | 千円 | 千円 | 千円 | 千円 |
| 18,120 | 100,217,385 | 48,634,210 | 6,060 | 48,628,150 |
| 8,160 | 13,364,870 | 7,421,758 | 3,600 | 7,418,158 |
| 3,960 | 10,788,525 | 5,057,550 | 2,460 | 5,055,090 |
| - | 1,853,765 | 943,110 | - | 943,110 |
| - | 11,146,938 | 5,306,268 | - | 5,306,268 |
| 6,000 | 37,295,320 | 17,367,960 | - | 17,367,960 |
| - | 25,767,967 | 12,537,564 | - | 12,537,564 |

第5表 組合員及び被保険者の

| 年齢階級 | 総数 | | | 組合員 | | |
|-------------|-----------|-----------|-----------|-----------|-----------|---------|
| | 計 | 男 | 女 | 計 | 男 | 女 |
| | 人 | 人 | 人 | 人 | 人 | 人 |
| 計 | 2,780,100 | 1,486,450 | 1,293,650 | 1,422,950 | 1,061,550 | 361,400 |
| ～ 4歳 | 124,050 | 64,000 | 60,050 | - | - | - |
| 5歳～ 9 " | 143,950 | 72,000 | 71,950 | - | - | - |
| 10 " ～ 14 " | 153,850 | 83,450 | 70,400 | - | - | - |
| 15 " ～ 19 " | 173,550 | 90,450 | 83,100 | 6,950 | 4,750 | 2,200 |
| 20 " ～ 24 " | 163,750 | 78,750 | 85,000 | 70,650 | 33,600 | 37,050 |
| 25 " ～ 29 " | 145,500 | 70,700 | 74,800 | 97,650 | 52,300 | 45,350 |
| 30 " ～ 34 " | 163,950 | 84,900 | 79,050 | 109,250 | 71,850 | 37,400 |
| 35 " ～ 39 " | 194,400 | 99,850 | 94,550 | 129,350 | 92,150 | 37,200 |
| 40 " ～ 44 " | 256,600 | 140,450 | 116,150 | 176,400 | 132,300 | 44,100 |
| 45 " ～ 49 " | 266,650 | 144,650 | 122,000 | 188,800 | 139,550 | 49,250 |
| 50 " ～ 54 " | 210,400 | 109,600 | 100,800 | 144,100 | 106,800 | 37,300 |
| 55 " ～ 59 " | 201,950 | 105,250 | 96,700 | 131,800 | 102,700 | 29,100 |
| 60 " ～ 64 " | 227,550 | 132,650 | 94,900 | 145,950 | 127,850 | 18,100 |
| 65 " ～ 69 " | 216,900 | 123,850 | 93,050 | 130,200 | 116,850 | 13,350 |
| 70 " ～ 74 " | 114,900 | 66,850 | 48,050 | 69,700 | 61,800 | 7,900 |
| 75 " ～ 79 " | 10,150 | 9,000 | 1,150 | 10,150 | 9,000 | 1,150 |
| 80 " ～ 84 " | 6,400 | 5,400 | 1,000 | 6,400 | 5,400 | 1,000 |
| 85 " ～ | 5,600 | 4,650 | 950 | 5,600 | 4,650 | 950 |

年齢階級別分布（5歳階級）

| 組合員 | | | その他被保険者 | | |
|-----------------------|-----------|---------|-----------|---------|---------|
| (再掲) 国保被保険者ではない組合員を除く | | | | | |
| 計 | 男 | 女 | 計 | 男 | 女 |
| 人 | 人 | 人 | 人 | 人 | 人 |
| 1,400,800 | 1,042,500 | 358,300 | 1,357,150 | 424,900 | 932,250 |
| - | - | - | 124,050 | 64,000 | 60,050 |
| - | - | - | 143,950 | 72,000 | 71,950 |
| - | - | - | 153,850 | 83,450 | 70,400 |
| 6,950 | 4,750 | 2,200 | 166,600 | 85,700 | 80,900 |
| 70,650 | 33,600 | 37,050 | 93,100 | 45,150 | 47,950 |
| 97,650 | 52,300 | 45,350 | 47,850 | 18,400 | 29,450 |
| 109,250 | 71,850 | 37,400 | 54,700 | 13,050 | 41,650 |
| 129,350 | 92,150 | 37,200 | 65,050 | 7,700 | 57,350 |
| 176,400 | 132,300 | 44,100 | 80,200 | 8,150 | 72,050 |
| 188,800 | 139,550 | 49,250 | 77,850 | 5,100 | 72,750 |
| 144,100 | 106,800 | 37,300 | 66,300 | 2,800 | 63,500 |
| 131,800 | 102,700 | 29,100 | 70,150 | 2,550 | 67,600 |
| 145,950 | 127,850 | 18,100 | 81,600 | 4,800 | 76,800 |
| 130,200 | 116,850 | 13,350 | 86,700 | 7,000 | 79,700 |
| 69,700 | 61,800 | 7,900 | 45,200 | 5,050 | 40,150 |
| - | - | - | - | - | - |
| - | - | - | - | - | - |
| - | - | - | - | - | - |

第6表 組合員及び被保険者の

| 年齢階級 | 総数 | | | 組合員 | | |
|------|-----------|-----------|-----------|-----------|-----------|---------|
| | 計 | 男 | 女 | 計 | 男 | 女 |
| | 人 | 人 | 人 | 人 | 人 | 人 |
| 計 | 2,780,100 | 1,486,450 | 1,293,650 | 1,422,950 | 1,061,550 | 361,400 |
| 0 歳 | 21,750 | 12,500 | 9,250 | - | - | - |
| 1 " | 20,600 | 9,750 | 10,850 | - | - | - |
| 2 " | 28,950 | 14,550 | 14,400 | - | - | - |
| 3 " | 24,550 | 12,200 | 12,350 | - | - | - |
| 4 " | 28,200 | 15,000 | 13,200 | - | - | - |
| 5 " | 26,550 | 13,600 | 12,950 | - | - | - |
| 6 " | 29,300 | 14,900 | 14,400 | - | - | - |
| 7 " | 29,700 | 14,600 | 15,100 | - | - | - |
| 8 " | 30,250 | 14,950 | 15,300 | - | - | - |
| 9 " | 28,150 | 13,950 | 14,200 | - | - | - |
| 10 " | 32,400 | 17,700 | 14,700 | - | - | - |
| 11 " | 28,700 | 15,550 | 13,150 | - | - | - |
| 12 " | 30,300 | 16,100 | 14,200 | - | - | - |
| 13 " | 30,850 | 17,100 | 13,750 | - | - | - |
| 14 " | 31,600 | 17,000 | 14,600 | - | - | - |
| 15 " | 39,250 | 17,950 | 21,300 | 200 | 200 | - |
| 16 " | 33,800 | 19,250 | 14,550 | 100 | 100 | - |
| 17 " | 32,950 | 17,350 | 15,600 | 750 | 600 | 150 |
| 18 " | 34,000 | 19,450 | 14,550 | 2,100 | 1,600 | 500 |
| 19 " | 33,550 | 16,450 | 17,100 | 3,800 | 2,250 | 1,550 |
| 20 " | 31,300 | 15,900 | 15,400 | 6,000 | 4,000 | 2,000 |
| 21 " | 36,450 | 16,400 | 20,050 | 10,800 | 4,450 | 6,350 |
| 22 " | 32,950 | 15,300 | 17,650 | 17,800 | 7,500 | 10,300 |
| 23 " | 34,400 | 17,200 | 17,200 | 19,750 | 10,300 | 9,450 |
| 24 " | 28,650 | 13,950 | 14,700 | 16,300 | 7,350 | 8,950 |
| 25 " | 27,750 | 13,900 | 13,850 | 17,350 | 8,650 | 8,700 |
| 26 " | 30,600 | 16,500 | 14,100 | 21,600 | 12,850 | 8,750 |
| 27 " | 27,950 | 12,500 | 15,450 | 18,650 | 8,550 | 10,100 |
| 28 " | 31,900 | 15,850 | 16,050 | 21,550 | 12,750 | 8,800 |
| 29 " | 27,300 | 11,950 | 15,350 | 18,500 | 9,500 | 9,000 |
| 30 " | 31,400 | 17,850 | 13,550 | 22,950 | 15,450 | 7,500 |
| 31 " | 31,550 | 15,800 | 15,750 | 20,200 | 11,850 | 8,350 |
| 32 " | 31,200 | 13,200 | 18,000 | 19,550 | 10,450 | 9,100 |
| 33 " | 31,350 | 16,950 | 14,400 | 21,600 | 15,850 | 5,750 |
| 34 " | 38,450 | 21,100 | 17,350 | 24,950 | 18,250 | 6,700 |
| 35 " | 38,100 | 18,700 | 19,400 | 25,100 | 17,500 | 7,600 |
| 36 " | 34,650 | 15,750 | 18,900 | 21,950 | 13,450 | 8,500 |
| 37 " | 40,650 | 21,150 | 19,500 | 26,450 | 19,750 | 6,700 |
| 38 " | 42,200 | 22,800 | 19,400 | 29,250 | 21,050 | 8,200 |
| 39 " | 38,800 | 21,450 | 17,350 | 26,600 | 20,400 | 6,200 |
| 40 " | 49,350 | 28,450 | 20,900 | 34,550 | 27,150 | 7,400 |
| 41 " | 49,150 | 27,650 | 21,500 | 32,850 | 24,750 | 8,100 |
| 42 " | 47,450 | 25,150 | 22,300 | 32,300 | 23,250 | 9,050 |
| 43 " | 55,400 | 28,800 | 26,600 | 37,300 | 27,700 | 9,600 |
| 44 " | 55,250 | 30,400 | 24,850 | 39,400 | 29,450 | 9,950 |
| 45 " | 55,100 | 32,100 | 23,000 | 42,000 | 31,150 | 10,850 |
| 46 " | 53,200 | 26,250 | 26,950 | 36,050 | 24,900 | 11,150 |
| 47 " | 53,850 | 28,400 | 25,450 | 35,800 | 27,450 | 8,350 |
| 48 " | 52,950 | 27,800 | 25,150 | 37,800 | 27,300 | 10,500 |
| 49 " | 51,550 | 30,100 | 21,450 | 37,150 | 28,750 | 8,400 |
| 50 " | 45,850 | 25,300 | 20,550 | 33,550 | 24,750 | 8,800 |

年齢階級別分布（各年齢別）

| 組合員 | | | その他被保険者 | | |
|-----------------------|-----------|---------|-----------|---------|---------|
| (再掲) 国保被保険者ではない組合員を除く | | | | | |
| 計 | 男 | 女 | 計 | 男 | 女 |
| 人 | 人 | 人 | 人 | 人 | 人 |
| 1,400,800 | 1,042,500 | 358,300 | 1,357,150 | 424,900 | 932,250 |
| - | - | - | 21,750 | 12,500 | 9,250 |
| - | - | - | 20,600 | 9,750 | 10,850 |
| - | - | - | 28,950 | 14,550 | 14,400 |
| - | - | - | 24,550 | 12,200 | 12,350 |
| - | - | - | 28,200 | 15,000 | 13,200 |
| - | - | - | 26,550 | 13,600 | 12,950 |
| - | - | - | 29,300 | 14,900 | 14,400 |
| - | - | - | 29,700 | 14,600 | 15,100 |
| - | - | - | 30,250 | 14,950 | 15,300 |
| - | - | - | 28,150 | 13,950 | 14,200 |
| - | - | - | 32,400 | 17,700 | 14,700 |
| - | - | - | 28,700 | 15,550 | 13,150 |
| - | - | - | 30,300 | 16,100 | 14,200 |
| - | - | - | 30,850 | 17,100 | 13,750 |
| - | - | - | 31,600 | 17,000 | 14,600 |
| 200 | 200 | - | 39,050 | 17,750 | 21,300 |
| 100 | 100 | - | 33,700 | 19,150 | 14,550 |
| 750 | 600 | 150 | 32,200 | 16,750 | 15,450 |
| 2,100 | 1,600 | 500 | 31,900 | 17,850 | 14,050 |
| 3,800 | 2,250 | 1,550 | 29,750 | 14,200 | 15,550 |
| 6,000 | 4,000 | 2,000 | 25,300 | 11,900 | 13,400 |
| 10,800 | 4,450 | 6,350 | 25,650 | 11,950 | 13,700 |
| 17,800 | 7,500 | 10,300 | 15,150 | 7,800 | 7,350 |
| 19,750 | 10,300 | 9,450 | 14,650 | 6,900 | 7,750 |
| 16,300 | 7,350 | 8,950 | 12,350 | 6,600 | 5,750 |
| 17,350 | 8,650 | 8,700 | 10,400 | 5,250 | 5,150 |
| 21,600 | 12,850 | 8,750 | 9,000 | 3,650 | 5,350 |
| 18,650 | 8,550 | 10,100 | 9,300 | 3,950 | 5,350 |
| 21,550 | 12,750 | 8,800 | 10,350 | 3,100 | 7,250 |
| 18,500 | 9,500 | 9,000 | 8,800 | 2,450 | 6,350 |
| 22,950 | 15,450 | 7,500 | 8,450 | 2,400 | 6,050 |
| 20,200 | 11,850 | 8,350 | 11,350 | 3,950 | 7,400 |
| 19,550 | 10,450 | 9,100 | 11,650 | 2,750 | 8,900 |
| 21,600 | 15,850 | 5,750 | 9,750 | 1,100 | 8,650 |
| 24,950 | 18,250 | 6,700 | 13,500 | 2,850 | 10,650 |
| 25,100 | 17,500 | 7,600 | 13,000 | 1,200 | 11,800 |
| 21,950 | 13,450 | 8,500 | 12,700 | 2,300 | 10,400 |
| 26,450 | 19,750 | 6,700 | 14,200 | 1,400 | 12,800 |
| 29,250 | 21,050 | 8,200 | 12,950 | 1,750 | 11,200 |
| 26,600 | 20,400 | 6,200 | 12,200 | 1,050 | 11,150 |
| 34,550 | 27,150 | 7,400 | 14,800 | 1,300 | 13,500 |
| 32,850 | 24,750 | 8,100 | 16,300 | 2,900 | 13,400 |
| 32,300 | 23,250 | 9,050 | 15,150 | 1,900 | 13,250 |
| 37,300 | 27,700 | 9,600 | 18,100 | 1,100 | 17,000 |
| 39,400 | 29,450 | 9,950 | 15,850 | 950 | 14,900 |
| 42,000 | 31,150 | 10,850 | 13,100 | 950 | 12,150 |
| 36,050 | 24,900 | 11,150 | 17,150 | 1,350 | 15,800 |
| 35,800 | 27,450 | 8,350 | 18,050 | 950 | 17,100 |
| 37,800 | 27,300 | 10,500 | 15,150 | 500 | 14,650 |
| 37,150 | 28,750 | 8,400 | 14,400 | 1,350 | 13,050 |
| 33,550 | 24,750 | 8,800 | 12,300 | 550 | 11,750 |

第6表 組合員及び被保険者の

| 年齢階級 | 総数 | | | 組合員 | | |
|--------|--------|--------|--------|--------|--------|-------|
| | 計 | 男 | 女 | 計 | 男 | 女 |
| | 人 | 人 | 人 | 人 | 人 | 人 |
| 51 歳 | 33,300 | 18,650 | 14,650 | 22,950 | 17,500 | 5,450 |
| 52 " | 54,050 | 26,900 | 27,150 | 35,250 | 26,000 | 9,250 |
| 53 " | 39,150 | 19,750 | 19,400 | 28,200 | 19,750 | 8,450 |
| 54 " | 38,050 | 19,000 | 19,050 | 24,150 | 18,800 | 5,350 |
| 55 " | 41,850 | 21,100 | 20,750 | 28,150 | 20,650 | 7,500 |
| 56 " | 39,550 | 23,200 | 16,350 | 28,250 | 22,400 | 5,850 |
| 57 " | 38,050 | 18,200 | 19,850 | 22,500 | 17,600 | 4,900 |
| 58 " | 45,050 | 24,350 | 20,700 | 30,750 | 23,900 | 6,850 |
| 59 " | 37,450 | 18,400 | 19,050 | 22,150 | 18,150 | 4,000 |
| 60 " | 44,600 | 26,200 | 18,400 | 30,450 | 25,200 | 5,250 |
| 61 " | 48,150 | 31,050 | 17,100 | 34,050 | 30,400 | 3,650 |
| 62 " | 43,700 | 23,650 | 20,050 | 26,400 | 23,350 | 3,050 |
| 63 " | 43,400 | 26,300 | 17,100 | 27,500 | 24,350 | 3,150 |
| 64 " | 47,700 | 25,450 | 22,250 | 27,550 | 24,550 | 3,000 |
| 65 " | 47,550 | 27,700 | 19,850 | 29,800 | 26,600 | 3,200 |
| 66 " | 41,650 | 25,200 | 16,450 | 27,600 | 24,050 | 3,550 |
| 67 " | 40,800 | 22,900 | 17,900 | 23,250 | 21,200 | 2,050 |
| 68 " | 44,050 | 25,700 | 18,350 | 26,350 | 24,100 | 2,250 |
| 69 " | 42,850 | 22,350 | 20,500 | 23,200 | 20,900 | 2,300 |
| 70 " | 33,500 | 20,250 | 13,250 | 20,750 | 18,900 | 1,850 |
| 71 " | 19,500 | 11,000 | 8,500 | 11,900 | 10,450 | 1,450 |
| 72 " | 17,050 | 10,800 | 6,250 | 10,650 | 9,850 | 800 |
| 73 " | 22,850 | 12,650 | 10,200 | 13,050 | 11,300 | 1,750 |
| 74 " | 22,000 | 12,150 | 9,850 | 13,350 | 11,300 | 2,050 |
| 75 " | 2,650 | 2,450 | 200 | 2,650 | 2,450 | 200 |
| 76 " | 1,800 | 1,500 | 300 | 1,800 | 1,500 | 300 |
| 77 " | 2,100 | 1,900 | 200 | 2,100 | 1,900 | 200 |
| 78 " | 2,200 | 2,000 | 200 | 2,200 | 2,000 | 200 |
| 79 " | 1,400 | 1,150 | 250 | 1,400 | 1,150 | 250 |
| 80 " | 1,650 | 1,550 | 100 | 1,650 | 1,550 | 100 |
| 81 " | 1,350 | 850 | 500 | 1,350 | 850 | 500 |
| 82 " | 1,700 | 1,550 | 150 | 1,700 | 1,550 | 150 |
| 83 " | 700 | 500 | 200 | 700 | 500 | 200 |
| 84 " | 1,000 | 950 | 50 | 1,000 | 950 | 50 |
| 85 " | 950 | 950 | - | 950 | 950 | - |
| 86 " | 850 | 800 | 50 | 850 | 800 | 50 |
| 87 " | 600 | 450 | 150 | 600 | 450 | 150 |
| 88 " | 1,050 | 1,000 | 50 | 1,050 | 1,000 | 50 |
| 89 " | 500 | 250 | 250 | 500 | 250 | 250 |
| 90 " | 300 | 250 | 50 | 300 | 250 | 50 |
| 91 " | 150 | 50 | 100 | 150 | 50 | 100 |
| 92 " | 350 | 300 | 50 | 350 | 300 | 50 |
| 93 " | 450 | 450 | - | 450 | 450 | - |
| 94 " | 150 | 50 | 100 | 150 | 50 | 100 |
| 95 " | - | - | - | - | - | - |
| 96 " | - | - | - | - | - | - |
| 97 " | 200 | 100 | 100 | 200 | 100 | 100 |
| 98 " | 50 | - | 50 | 50 | - | 50 |
| 99 " | - | - | - | - | - | - |
| 100 " | - | - | - | - | - | - |
| 101歳以上 | - | - | - | - | - | - |

平成31年3月5日 印刷

平成31年3月11日 発行

平成29年度

国民健康保険実態調査報告

編集・発行 厚生労働省保険局

印刷 大和綜合印刷株式会社